


# BYU BASKETBALL

2001-2002



THE TRADITION CONTINUES. . .

## THE CLEVELAND ERA

- TWO CONSECUTIVE POSTSEASON APPEARANCES
- REIGNING MWC CHAMPIONS
- 20-GAME HOME WINNING STREAK
- 46 WINS IN LAST TWO SEASONS
- EIGHT ALL-CONFERENCE PLAYER AWARDS IN LAST TWO YEARS
- 2001 MWC PLAYER OF THE YEAR

2000-2001

MOUNTAIN WEST CONFERENCE  
REGULAR SEASON &  
CONFERENCE TOURNAMENT  
CHAMPIONS

**BYU**





# brigham young university **BASKETBALL 2001-2002**

## UNIVERSITY INFO

Location: Provo, Utah (84602)  
Founded: Oct. 15, 1875  
Elevation: 4,553 feet  
Enrollment: 30,069 (daytime)  
Nickname: Cougars  
Mascot: Cosmo  
Colors: Dark Blue, White and Tan  
Arena (Capacity): Marriott Center (22,700)  
Affiliation: NCAA Division I  
Conference: Mountain West Conference  
President: Merrill J. Bateman (Utah, 1960)  
Men's Athletics Director: Q. Val Hale (BYU, 1981)  
Athletic Department Phone/FAX: (801) 378-2096 / (801) 378-5981  
Ticket Manager: David Miles (BYU, 1988)  
BYU Ticket Office: (801) 378-BYU1

## BASKETBALL INFORMATION

Head Coach: Steve Cleveland (UC-Irvine, 1976)  
Office Phone: (801) 378-3612  
Best time to call: Contact SID  
Record at BYU: 67-57, four years  
Career (4-year schools): same  
Associate Head Coach: Dave Rose (Houston, 1983),  
Asst. Coaches: Andy Toolson (BYU, 1990); John Wardenburg (BYU, 1986)  
Director of Basketball Operations: Nate Call (BYU, 1993),  
Trainer: Steve Pincock  
Secretary: Zeffie Nelson  
2000-01 Record: 24-9  
2000-01 MWC Record: 10-4, T-1st  
2001 MWC Tournament Champions  
Postseason: NCAA first round  
Final National Ranking: N/A  
Starters Returning/Lost: 1/4  
Letterwinners Returning/Lost: 8\*/9

\*Includes two-sport athlete Jacob Chrisman, who announced plans to red-shirt basketball to play a full baseball season but could return.

## MEDIA RELATIONS INFORMATION

Contact: Brett Pyne, Associate Director  
Address: 30 Smith Fieldhouse; Provo, UT 84602  
Office Phone: (801) 378-4912  
Fax: (801) 378-3520  
Cell Phone: (801) 367-1631  
Home Phone: (801) 796-6867  
Marriott Center Press Row: (801) 378-3675  
Media Relations Main Office: (801) 378-8948  
Website: [www.byucougars.com](http://www.byucougars.com)  
Radio Network Flagship: KSL, 1160 AM (Salt Lake City)

## MEDIA GUIDE CREDITS

Produced by Dave Broberg  
Production Assistance by Brett Pyne and Angela Bitton  
Cover Design by Dave Broberg  
Editorial content provided by Brett Pyne  
Editorial Assistance by Nate Bertasso, Dee Giles, Scott Creer, Joe Evans, Daniel Mott, Karilyn McMahan, Jared Neilson, Brian Hunter, Duff Tittle and Warren Tingen  
Photography by Mark Philbrick and Jaren Wilkey  
Printing by BYU Print Services, special thanks to Doug Maxwell

## 2000-2001 MWC CHAMPIONS



# table of contents

Media Relations Numbers	3
Television & Radio	4

## 5

<b>2001-02 SEASON PREVIEW</b>	
Season Preview	6-9
Rosters	10-11
Roster Breakdown	11
Player Profiles	12-33
Eric Nielsen	12-13
Matt Montague	14-15
Travis Hansen	16-17
Mark Bigelow	18-19

Daniel Bobik	20-21
Jacob Chrisman	22-23
Dan Howard	24-25
Bart Jepsen	26
Jesse Pinegar	27
Jon Carlisle	28
Shawn Oponui	29
Jared Jensen	30
Jimmy Balderson	31
Terry Nashif	31
Redshirt Bios	32-33
Style of Play	34

## 35

<b>COACHING STAFF</b>	
Steve Cleveland	36-38
Dave Rose	39
Andy Toolsen	40
John Wardenburg	41
Nate Call	42
Basketball Support Staff	43
Commitment by Coaches	44

## 45

<b>THE UNIVERSITY</b>	
This is BYU	46-49
Distinguished Alumni	50
Athletic Facilities	51-53
Marriott Center	54-57
BYU Athletic Tradition	58-61
Utah Valley Community	62-63
Cougar Club	64-65
Student Athlete Center	66-67
Athletic Administration	68-71

## 72

<b>MOUNTAIN WEST CONFERENCE</b>	
MWC Information	72-73
MWC Season Review	74-75
MWC Composite Schedule	76-77
MWC Basketball Arenas	78

## 79

<b>BYU 2001-2002 OPPONENTS</b>	
Schedule Breakdown	80
BYU on TV	80
Opponent Profiles	81-90
All-Time Series Records	91-92
Series vs. Opponents Results	93-100
Old Oquirrh Bucket	100

## 101

<b>BYU HOOP HISTORY</b>	
BYU's Memorable Games	102-109
NCAA Player of the Year	110
All-Americans	111
All-Conference Players	112
Conference Champions	113
NCAA Basketball Hall of Fame	114-115
Cougars in the Pros	16-117
All-Time Lettermen	118-120

## 121

<b>BYU HOOP RECORDS</b>	
Individual Records	122-126
Team Records	127-128
All-Time Season Results	129-142
Coaching Records	142-143
Cumulative Stats 1949-2001	144-145
Postseason Results	146-148
Conference Tournament Results	146
Tournament Results	147
March Madness	148

## 149

<b>2000-2001 SEASON REVIEW</b>	
Season Wrap-up	150-151
MWC Season Review	152
2000-2001 Player Honors	153
2000-2001 Cumulative Statistics	153-165
Individual Statistics	154-161
Results & Individual Leaders	156-157
Individual Game Highs	158
Individual Category Leaders	159
Game-by-Game Pts./Rebs./Assists	160-161
Team Statistics	162-165
BYU Game Highs/Lows	162
Opponent Game Highs/Lows	163
BYU Game-by-Game Stats	164
Opponents Game-by-Game Stats	165
2000-2001 Box Scores	166-171

## 172

<b>MEDIA INFORMATION</b>	
Media Information	172-173
Information on Provo	174
BYU Media Contacts	175
Telephone Directory	175
TV/Radio Roster	176
Pronunciation Guide	176





## 10 REASONS TO CHOOSE BYU

1. coaching staff
2. university
3. athletic facilities
4. academics
5. tradition
6. schedule
7. BYU & the NBA
8. style of play
9. community
10. commitment

# 10 reasons to choose BYU

## 1. COACHING STAFF

(pages 35-42)

- Rebuilt 1-25 program into conference championship team in four seasons
- Top recruiting, including conference newcomer team selection four straight years
- 404 wins in 21 years as a head coach, an average of 19 wins per season
- A .664 winning percentage in 21 years as a head coach.
- Taken teams to a postseason playoff all 21 years
- Playing experience in college, NBA and European professional levels

## 2. UNIVERSITY

(pages 45-71)

- Outstanding academic reputation
- Unique and diverse opportunities
- Commitment to athletics
- Outstanding facilities
- Nation's largest private university

## 3. ACADEMICS

(pages 46-49 & 66-67)

- Commitment to graduation
- Full-time Academic Advisement staff
- Mentor/Tutor Program
- Member of the NCAA CHAMPS/Life Skills Program

## 4. TRADITION

(pages 101-117)

- 19 NCAA Appearances
- 2 NIT Championships
- 25 Conference Championships

## 5. MARRIOTT MAGIC

(pages 54-58)

- More than 17,000 annual attendance average over the past 30 seasons
- Ranked annually among best nationally in attendance
- 22,700 seat arena
- 324-106 Marriott Center record, a .753 winning percentage
- Nation's sixth-longest home winning streak (20 games)

## 6. SCHEDULE

(pages 72-100)

- Seven conference champions in 2001-02 including Stanford
- ESPN/SportsWest Television
- MWC Tournament in Las Vegas

## 7. BYU & THE NBA

(pages 116-117)

- 39 Former Cougars selected in the NBA draft
- Five No. 1 draft choices
- One NBA Rookie of the Year

## 8. STYLE OF PLAY

(page 34)

- Up-tempo offense
- Pressure defense
- Three-point shooting

## 9. COMMUNITY

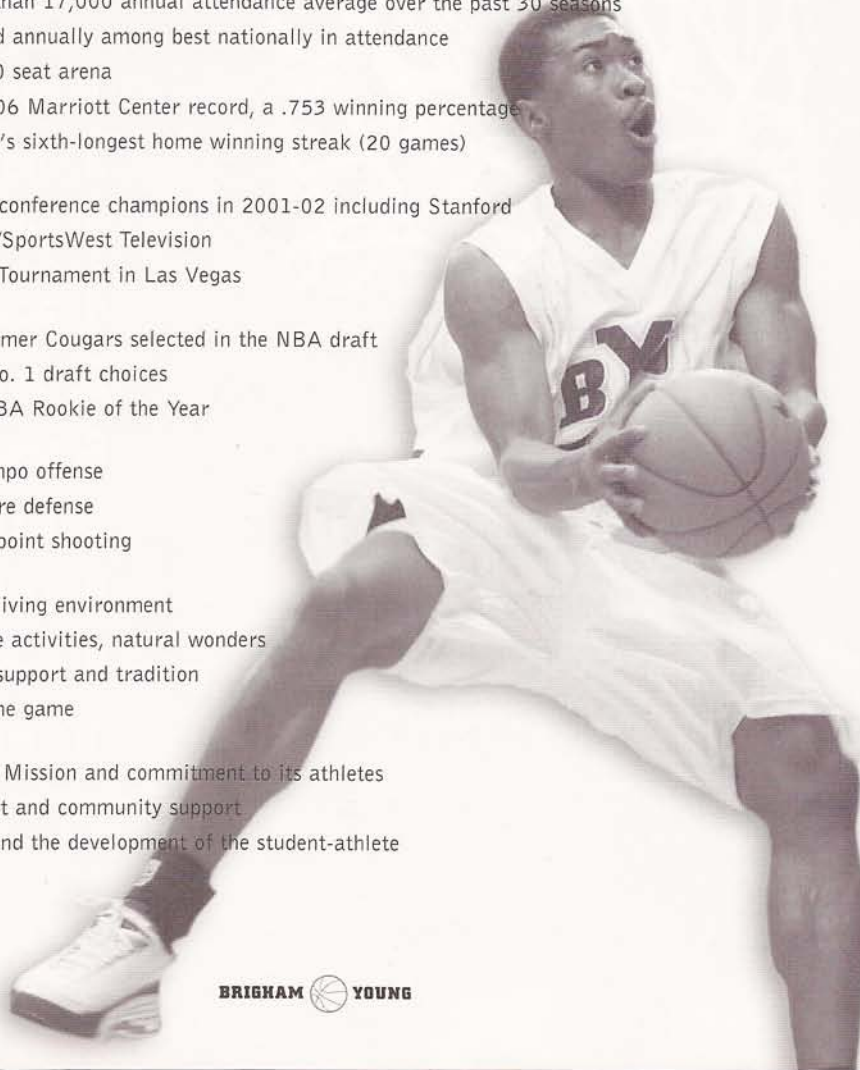
(pages 62-63)

- Great living environment
- Diverse activities, natural wonders
- Great support and tradition
- Love the game

## 10. COMMITMENT

(page 44)

- BYU's Mission and commitment to its athletes
- Student and community support
- Staff and the development of the student-athlete



---

2001-02 SEASON PREVIEW



## season preview

# COUGAR BASKETBALL 2001-02

With the loss of four starters from last year's 24-9 Mountain West Conference championship team, BYU head coach Steve Cleveland will have some significant holes to fill in 2001-02. Several talented newcomers and seven returning lettermen, including 1999 WAC Freshman of the Year Mark Bigelow, will be among those vying to fill those roles.

"We lost some significant contributors from last year's team but I look forward to this season," Cleveland said. "We have talented players but for the most part they lack game experience. These players have great chemistry. If we can avoid major injuries, I believe we will be a pretty good basketball team."


The Cougars are without their top three scorers from last year in MWC Player of the Year Mekeli Wesley and all-conference guards Terrell Lyday and Trent Whiting. Also missing is starting forward Nathan Cooper and top reserve forward/center Nate Knight. In addition, Cleveland learned in September that senior combo guard Michael Vranes, who missed

last season due to a foot injury, will also be unable to play this year since his foot has not responded to the surgeries and treatments. Vranes, a starter as a freshman and sophomore, will be missed. A 6-foot-3 combo guard with good size and strength, Vranes would have played significant minutes, especially at the point. He was a defensive stopper on the perimeter who averaged 9.2 points, 3.7 rebounds and 2.7 assists during his abbreviated two-year career.

Senior forward Eric Nielsen is the lone starter returning from last year but Mark Bigelow, the 1999 WAC Freshman of the Year, returns after serving a two-year mission for the Church of Jesus Christ of Latter-day Saints. Three others – senior guard Matt Montague, junior forward Travis Hansen and sophomore forward Bart Jepsen – have starting experience.


Bigelow, who returned from an LDS Church mission in June, was BYU's top scorer (15.0) and rebounder (6.3) as a swingman before departing on a mission to Ft. Lauderdale, Fla. He has grown an inch to 6-foot-7 and has been working on getting back into basketball condition since his return.

The 6-foot-9 Nielsen provides senior leadership as a three-year starter. He averaged 6.2 points and 3.8 rebounds last season and will take on a larger role in 2001-02. Senior point guard Matt Montague adds valuable leadership on the court having led the team in assists during each of his three previous seasons.



bigelow,  
nielsen,  
hansen





Travis Hansen should play a significant role in 2001-02 as a scorer, rebounder and defender. The 6-foot-6 athletic guard/forward earned a starting assignment last year before being injured. Bart Jepsen, who stands 6-foot-9, started nine times as a freshman in 1998. He redshirted last year to recover from a broken leg sustained during his two-year mission.

Nine newcomers join the Cougars but four will redshirt, including junior transfers Ricky Bower (University of Wisconsin) and Jake Shoff (Weber State University), who must sit out due to transfer rules. Also redshirting will be freshman guards Dane Runia and Gifford Nielsen.

Two recruits, forward/center Jared Jensen and point guard Shawn Oponui, could get the opportunity to play significant roles in their freshman campaigns. Jensen, a 6-foot-9 physical player, earned the 2001 Deseret News Mr. Basketball Award after scoring 25.8 points and pulling down 13 rebounds per game last season at Fremont High School (Utah). The 5-foot-11 Oponui averaged 21.7 points and 6.1 assists as an all-state point guard at Orem High School (Utah) in 1999 before leaving for an LDS Church mission.

## PERIMETER

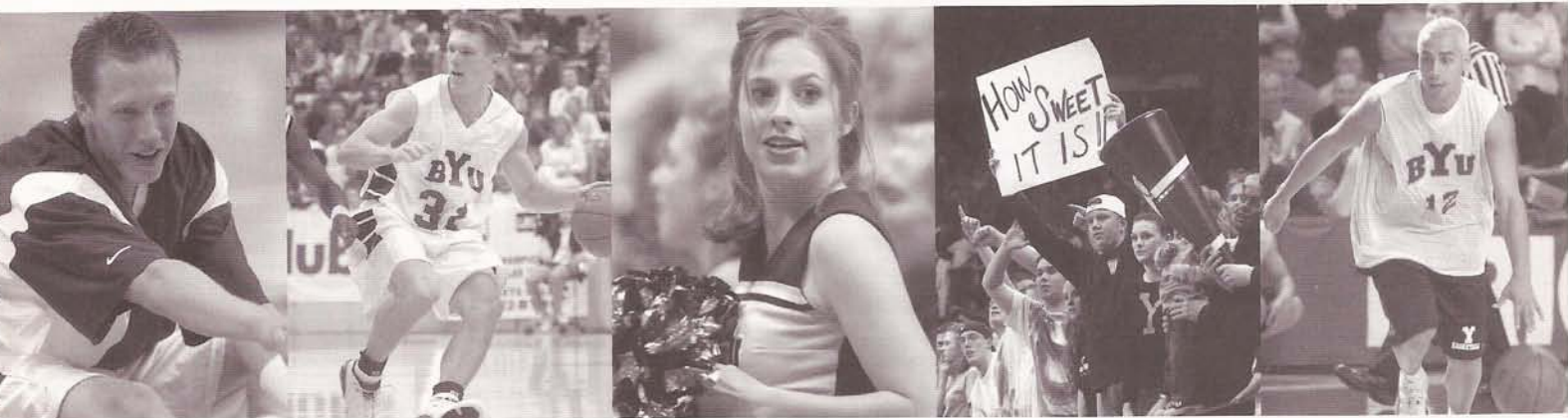
The Cougars should be strong on the perimeter. Hansen, Bigelow and Daniel Bobik will likely share most of the minutes on the wings. Bigelow is a proven player and Hansen has the ability to be a top scorer. Bobik, a 6-foot-6 sophomore, showed signs of his potential with season highs of 16 points, six rebounds and three assists last year in a reserve role behind Lyday and Cooper. He has good size at the two-guard spot and could play some small forward. Bobik, Hansen and Bigelow have the talent to replace the point production and rebounding lost in Lyday and Cooper. Freshman Jimmy Balderson, a 6-foot-6 combo guard from Alberta, Canada, could also contribute. He has size and range from beyond the three-point arc. He averaged 34 points, 9.2 rebounds and 6.8 assists in high school last year.

At the point, Montague will likely see the majority of the minutes. Montague is an experienced leader with 57 starts who has averaged 25.8 minutes in 92 career games. The 6-foot senior has led the Cougars in assists during each of his three seasons. Oponui is an explosive athlete who has the potential to earn significant playing time. A penetrator who can create scoring opportunities for his teammates, he is also a solid scoring threat from outside and can get above the rim to finish. Terry Nashif, an all-state point in 1999 from Vancouver, Wash., could factor in at the point. Nashif, who enrolled at BYU this fall after serving a two-year LDS Church mission, lacks size at 5-foot-10 but is a good shooter, quick defender and a heady player who knows how to distribute the ball.


## POST

Cleveland's biggest uncertainties are in the post. Gone is Wesley, the team's leading scorer and rebounder. In addition, three other players who would have played a strong role inside this season will be gone for all or part of the year. Reserve center Derek Dawes (6-foot-11 sophomore) decided this summer he will leave on an LDS Church mission and two-sport athlete Jacob Chrisman (6-foot-8 sophomore) also announced his intention to redshirt basketball to test his professional prospects while playing a full baseball season. Chrisman returned to basketball practice in November after the completion of fall baseball workouts and could potentially still play both sports this season. If Chrisman does play basketball, he and forward Jesse Pinegar (6-foot-9 red-shirt freshman) will miss at least part of the season. Pinegar injured his shoulder in June and will be out until at least December to recover from surgery.


Nielsen will play the four-position. A good shooter, he shot 61 percent from the floor on mostly mid-range jumpers last year. He will be asked to play a bigger role as a scorer this year. Chrisman, an mobile post who can also play some small forward, and Pinegar, a versatile and talented offensive scorer with three-point range, when and if they return. Jepsen, a strong rebounder and defender, will also play a role spelling Nielsen. A physical player at 6-foot-9,



# season preview



matt  
montague



Jepsen runs the floor well and could be a major contributor in the post for the Cougars.

Jensen, transfer Jon Carlisle (6-10 junior), and Dan Howard (7-0 sophomore) should get a chance to prove themselves at the center position. Jensen is an effective scorer with his back to the basket and could get time on the court at both post positions. Howard has good size and has worked hard to prepare himself for more playing time in the middle. Carlisle, who last played on Utah's Final Four team in 1998 as the primary backup to current Cleveland Cavaliers center

Michael Doleac, has the talent to be a strong contributor if he can get back into playing shape. Coming back from a mission more than 40 pounds over a playing weight, he has made some good strides during summer before being slowed by a fractured foot. He has four years to play three and could still use this season to redshirt. If he does, Jepsen will likely see some time at the center position as well.

## MWC/TV

The conference media predicted a sixth-place finish for the Cougars in its preseason poll, with Wyoming and Utah, who both return all five starters, being picked to finish first and second, respectively. New Mexico came in third in the voting, followed by San Diego State, UNLV, BYU, Colorado State and Air Force.

The MWC, whose teams play 22 non-conference games against teams that qualified for last year's NCAA tournament, is expected to be a strong basketball league from top to bottom in 2001-02. MWC teams will appear in 32 games on ABC or the ESPN networks. BYU will play in six of those games, second most to Utah's 10. The Cougars, who play two 10 p.m. ESPN games this year against Stanford and Utah, will also appear in 12 games broadcast by SportsWest Productions.



## 2001-02 SCHEDULE

- SEVEN CONFERENCE CHAMPIONS**, including Pac-10 champion Stanford, and 12 games against teams who qualified for postseason play last year highlight BYU's 2001-02 men's basketball schedule. Other conference champions include Creighton of the Missouri Valley Conference, Utah State of the Big West, Cal State Northridge of the Big Sky, Southern Utah of the Mid-Continent Conference and fellow co-champions Utah and Wyoming of the Mountain West Conference. Pepperdine and New Mexico also advanced to post-season play in the NIT tournament. Pepperdine placed second in the WCC behind NCAA qualifier Gonzaga and earned a 22-9 record, including an NIT win in Laramie over Wyoming. The Waves enter their first year under former NBA player and coach Paul Westphal. New Mexico also advanced in the NIT, losing in the second round to Pepperdine. Including two exhibition contests, BYU has 29 games, including 17 in the Marriott Center, on its schedule. The MWC tournament is Mar. 7-9, at the Thomas & Mack Center in Las Vegas.
- BYU vs. STANFORD** – The Cougars will face Stanford, who advanced to the Elite Eight of the NCAA Tournament last year with a 31-3 record, on ESPN in game two of the annual Las Vegas Showdown at the Thomas & Mack Center in Las Vegas on Dec. 22. Host UNLV will play Texas in the first game.
- RADIO/TELEVISION** – All BYU games will be carried live on the Cougar Sports Radio Network, originating from KSL Newsradio 1160 AM in Salt Lake City. BYU is featured six times this season in the Mountain West television package with ESPN, ESPN2, ESPN Regional Television (ESPN+Plus) and ABC. The Cougars will play two regular season game each on ESPN and four on ESPN+Plus. BYU was originally scheduled to appear on ABC against UNLV on Feb. 9 in Las Vegas, but the terrorist attack on the United States moved the NFL Pro Bowl, which ABC televises, onto the same day. That game may be picked up by SportsWest Productions, who has already announced it will broadcast 12 BYU games on the 2001-02 schedule. SportsWest games are aired regionally in MWC markets, including KSL-TV, channel 5 in Salt Lake City.
- ESPN AND ESPN PLUS BROADCASTS** – ESPN, Inc. and the Mountain West Conference announced a seven-year agreement on Feb. 1, 1999, giving ESPN exclusive national and regional television rights to MWC men's basketball and football games beginning in 1999-2000. Under the agreement, ESPN distributes MWC men's basketball games through ESPN, ESPN2, and syndication via ESPN Regional Television/ ESPN+Plus (ERT), including an MWC game on ESPN's Big Monday lineup. ESPN has the exclusive rights to distribute MWC home men's basketball games via subscription or pay-per-view packages (as part of ESPN FULL COURT) outside local markets of the participating schools.

DATE	OPPONENT	TIME
Nov. 3	Varsity Preview	7 p.m.
Nov. 6	California All-Stars (exb.)	7 p.m.
Nov. 10	Worldwide (exb.)	7 p.m.
Nov. 17	at Univ. of San Diego	8 p.m.
Nov. 24	Arizona State (SWP/FSNA)	4 p.m.
Nov. 28	at UC Santa Barbara	8 p.m.
Dec. 1	at Utah State (SWP)	8 p.m.
Dec. 5	Weber State	7 p.m.
Dec. 8	Creighton (SWP)	4 p.m.
Dec. 12	Fort Lewis	7 p.m.
Dec. 15	University of Idaho	4 p.m.
Dec. 22	Stanford in Las Vegas (ESPN)	10 p.m.
Dec. 27	Cal State Northridge	7 p.m.
Dec. 29	Southern Utah	4 p.m.
Jan. 2	Univ. of San Francisco	7 p.m.
Jan. 5	at Pepperdine (SWP/FSNW)	6 p.m.
Jan. 12*	San Diego State (SWP)	4 p.m.
Jan. 15*	UNLV (SWP)	7 p.m.
Jan. 19*	at New Mexico (ESPN+Plus)	1 p.m.
Jan. 21*	at Air Force (SWP)	2 p.m.
Jan. 28*	at Utah (ESPN)	10 p.m.
Feb. 2*	Wyoming (ESPN+Plus)	1 p.m.
Feb. 4*	Colorado State (SWP)	8:30 p.m.
Feb. 9*	at UNLV	8:30 p.m.
Feb. 11*	at San Diego State (SWP)	8:30 p.m.
Feb. 16*	New Mexico (ESPN+Plus)	1 p.m.
Feb. 18*	Air Force (SWP)	8:30 p.m.
Feb. 23*	Utah (ESPN+Plus)	1 p.m.
Feb. 28*	at Wyoming (SWP)	9 p.m.
Mar. 2*	at Colorado State (SWP)	7 p.m.
Mar. 7-9	at MWC Tournament in Las Vegas	

\*Mountain West Conference game  
 All times Mountain/Home games in bold  
 SWP-Sports West Productions  
 FSNA-Fox Sports Net Arizona  
 FSNW-Fox Sports Net West



# byu rosters/season notes

## 2001-02 ALPHABETICAL ROSTER


No.	Name	Pos.	Ht.	Wt.	Yr.	Exp.	Hometown (Previous School)
22	Jimmy Balderson	G	6-6	200	Fr.	HS	Magrath, Alberta (Magrath HS)
3	Mark Bigelow	G/F	6-7	190	So.	1L	Olympia, Wash. (Olympia HS)
20	Daniel Bobik	G	6-6	205	So.	1L	Newbury Park, Calif. (Newbury Park HS)
14	*Ricky Bower	G	6-4	185	Jr.	TR	Meridian, Idaho (Wisconsin)
42	Jon Carlisle	F/C	6-10	260	So.	TR	Salt Lake City, Utah (Utah)
34	Jacob Chrisman	F	6-8	225	So.	1L	Provo, Utah (Utah)
2	Travis Hansen	G/F	6-6	210	Jr.	1L	Orem, Utah (Utah Valley State College)
40	Dan Howard	C	7-0	225	So.	1L	Kaysville, Utah (Davis HS)
52	Jared Jensen	F/C	6-9	245	Fr.	HS	West Haven, Utah (Fremont HS)
32	Bart Jepsen	F	6-9	235	So.	1L	Roswell, N.M. (Roswell HS)
31	Matt Montague	G	6-0	190	Sr.	3L	Louisville, Ky. (Male HS)
10	Terry Nashif	G	5-10	165	Fr.	HS	Vancouver, Wash. (Evergreen HS)
25	Eric Nielsen	F	6-9	215	Sr.	3L	Fremont, Calif. (Irvington HS)
24	Gifford Nielsen	G	6-5	195	Fr.	HS	Sugar Land, Texas (Clements HS)
12	Shawn Opunui	G	5-11	175	Fr.	HS	Orem, Utah (Orem HS)
4	Jesse Pinegar	F	6-9	220	Fr.	RS	Salt Lake City, Utah (Brighton HS)
13	Dane Runia	G	6-0	170	Fr.	HS	Provo, Utah (Timpview HS)
5	*Jake Shoff	F/C	6-8	255	Jr.	TR	Alpine, Utah (Weber State)

\* Sitting out this season because of transfer rules

Saints. He will be serving his mission in New Hampshire.

- **COACHING STAFF ADDITIONS** – Former BYU player Andy Toolson and Pine View High School (St. George, Utah) coach John Wardenburg were hired as assistant coaches in May. Toolson joins Cleveland's staff after an 11-year professional career in Europe and the NBA, while Wardenburg comes to BYU with 11 years of coaching experience at the high school and junior college level. Former assistant coach Nathan Call was named director of basketball operations. Associate Head Coach Dave Rose remains in that capacity. Heath Schroyer, who had served alongside Cleveland, Rose and Call the past four seasons in Provo, left to accept an assistant position at Wyoming. Brian Santiago, Cleveland's administrative assistant the past four seasons, has taken a position as assistant athletic director responsible for game operations.

- **GONE ARE BIG THREE** – Having lost the services of MWC Player of the Year Mekeli Wesley and all-conference guards Terrell Lyday and Trent Whiting, the Cougars have some significant shoes to fill in 2001-02. Wesley led the team in scoring (17.2) and rebounding (5.5) while earning honorable mention All-America honors. Lyday was first-team All-MWC while scoring 16.4 points per game and Whiting earned second-team all-conference accolades while contributing 14.2 points per contest.
- **TWO HIGHLY TOUTED RECRUITS** – Jared Jensen of Plain City, Utah, and Shawn Opunui of Orem, Utah – join the Cougars after signing last November. Jensen, a 6-foot-9 forward, earned the 2001 Deseret News Mr. Basketball Award after scoring 25.8 points and pulling down 13 rebounds per game this past season at Fremont High School (Utah). The 5-foot-11 Opunui averaged 21.7 points and 6.1 assists as an all-state point guard at Orem High School (Utah) in 1999 before leaving for an LDS Church mission.
- **NEWCOMERS** – In addition to freshman signees Jared Jensen and Shawn Opunui, four additional players announced last spring that they will attend BYU, including freshman Jimmy Balderson from Magrath, Alberta, and transfers Ricky Bower from the University of Wisconsin, Jake Shoff from Weber State University and Jon Carlisle from the University of Utah. Bower and Shoff will redshirt this season because of transfer rules while Carlisle, who returned from a mission earlier this year, is eligible to play as a sophomore. Walk-on guards Dane Runia and Gifford Nielsen are both freshman.
- **REDSHIRTS IN 2001-02** – Transfers Ricky Bower and Jake Shoff must sit out the season due to transfer rules. Two-sport athlete Jacob Chrisman announced in the spring he intended to redshirt the basketball season to concentrate on baseball. Chrisman started practicing with the basketball team following fall baseball workouts and may still see action. Runia and Nielsen will likely sit out this season as well.
- **MISSING IN THE POST** – Redshirt freshman Jesse Pinegar will be out until December and possibly longer after having surgery on his left (non dominant) shoulder in June. It was the same injury that forced him to miss his senior year at Brighton High School. Sophomore center Derek Dawes announced this summer his decision to leave on a two-year mission for the Church of Jesus Christ of Latter-day



travis  
hansen

## 2001-02 NUMERICAL ROSTER

No.	Name	Pos.	Ht.	Wt.	Yr.	Exp.	Hometown (Previous School)	Player Note
2	Travis Hansen	G/F	6-6	210	Jr.	1L	Orem, Utah (Utah Valley State College)	• Averaged 5.5 ppg, 3.0 rpg in 2000-01
3	Mark Bigelow	G/F	6-7	190	So.	1L	Olympia, Wash. (Olympia HS)	• 1999 WAC Freshman of Year returns from mission
4	Jesse Pinegar	F	6-9	220	Fr.	RS	Salt Lake City, Utah (Brighton HS)	• Out until December after shoulder surgery
10	Terry Nashif	G	5-10	165	Fr.	HS	Vancouver, Wash. (Evergreen HS)	• All-State point guard in 1999, back from mission
12	Shawn Opunui	G	5-11	175	Fr.	HS	Orem, Utah (Orem HS)	• All-State point back from mission (21.7 ppg, 6.1 apg)
20	Daniel Bobik	G	6-6	205	So.	1L	Newbury Park, Calif. (Newbury Park HS)	• 3.5 ppg in 10 minutes per game as freshman
22	Jimmy Balderson	G	6-6	200	Fr.	HS	Magrath, Alberta (Magrath HS)	• Averaged 34 ppg at Magrath HS
25	Eric Nielsen	F	6-9	215	Sr.	3L	Fremont, Calif. (Irvington HS)	• Three-year starter shot 61 percent in 2000-01
31	Matt Montague	G	6-0	190	Sr.	3L	Louisville, Ky. (Male HS)	• Led team in assists in 2000-01 (2.9 apg)
32	Bart Jepsen	F	6-9	235	So.	1L	Roswell, N.M. (Roswell HS)	• Redshirted 2000-01 season after return from mission
34	Jacob Chrisman	F	6-8	225	So.	1L	Provo, Utah (Provo)	• Was going to redshirt and play baseball, could still play
40	Dan Howard	C	7-0	225	So.	1L	Kaysville, Utah (Davis HS)	• Limited action in 14 games in 2000-01
42	Jon Carlisle	C	6-10	260	Jr.	TR	Salt Lake City, Utah (Utah)	• Last played on Utah's Final Four team (2.4 ppg)
52	Jared Jensen	F/C	6-9	240	Fr.	HS	Plain City, Utah (Fremont HS)	• Utah's HS Mr. Basketball (25.8 ppg, 13.0 rpg)

### Redshirting in 2001-02

5	^ Jake Shoff	F/C	6-9	265	Jr.	TR	Alpine, Utah (Weber State)	• Transfer must sit out 2001-02 season
14	^ Ricky Bower	G	6-4	185	Jr.	TR	Meridian, Idaho (Wisconsin)	• Transfer must sit out 2001-02 season
13	Dane Runia	G	6-0	170	Fr.	HS	Provo, Utah (Timpview HS)	• All-state point guard will redshirt this season
24	Gifford Nielsen	G	6-5	195	Fr.	HS	Sugar Land, Texas (Clements HS)	• All-District shooting guard will redshirt this season

Head Coach: Steve Cleveland (UC-Irvine, '76), 5th Year

Associate Head Coach: David Rose (Houston, '83)

Assistant Coaches: Andy Toolson (BYU, '90); John Wardenburg (BYU, '86)

Director of Basketball Operations: Nate Call (BYU, '93)

\* Pronunciation guide see page 176

## ROSTER BREAKDOWN

### STARTERS RETURNING (1)

Eric Nielsen F Sr. (6.2 ppg, 3.8 rpg)

### STARTERS LOST (4)

Mekeli Wesley F Sr. (17.2 ppg, 5.5 rpg)  
 Terrell Lyday G Sr. (16.4 ppg, 2.8 rpg)  
 Trent Whiting G Sr. (14.2 ppg, 3.2 rpg)  
 Nathan Cooper F Sr. (4.5 ppg, 3.8 rpg)

### LETTERWINNERS RETURNING (9)

\* Mark Bigelow G/F So. (15.0 ppg, 6.3 rpg in 1998-99)  
 Daniel Bobik G So. (3.5 ppg, 1.4 rpg)  
 # Jacob Chrisman F So. (2.8 ppg, 1.9 rpg)  
 Travis Hansen F Jr. (5.5 ppg, 3.0 rpg)  
 Dan Howard C So. (0.9 ppg, 0.6 rpg)  
 ~ Bart Jepsen F So. (1.2 ppg, 2.1 rpg in 1997-98)  
 Matt Montague G Sr. (2.2 ppg, 1.8 rpg, 2.9 apg)  
 Eric Nielsen F Sr. (6.2 ppg, 3.8 rpg)

### LETTERWINNERS LOST (8)

Mekeli Wesley F Sr. (17.2 ppg, 5.5 rpg)  
 Terrell Lyday G Sr. (16.4 ppg, 2.8 rpg)  
 Trent Whiting G Sr. (14.2 ppg, 3.2 rpg)  
 Nathan Cooper F Sr. (4.5 ppg, 3.8 rpg)  
 Nate Knight F/C Sr. (2.5 ppg, 2.5 rpg)  
 ## Derek Dawes C Fr. (1.1 ppg, 2.0 rpg)  
 Jordan Archibald G Fr. (0.1 ppg, 0.1 apg)  
 Ty Shippen G Jr. (0.6 ppg, 0.4 apg)  
 Michael Vranes G Jr. (8.0 ppg, 4.1 rpg in 1999-2000)

### REDSHIRT FRESHMEN RETURNING (1)

Jesse Pinegar F 6-9 220 Fr.

Notes: \* Returning from LDS Church mission  
 \*\* Missed last season with a foot injury, comeback unsuccessful  
 ~ Redshirted last year  
 # May redshirt to play full baseball season  
 ## Leaving on LDS Church Mission  
 ^ Redshirting this season because of transfer rules

### NEWCOMERS (9)

Jimmy Balderson G 6-5 200 Fr.  
 Jon Carlisle F/C 6-10 260 So.  
 Jared Jensen F/C 6-9 240 Fr.  
 Terry Nashif G 5-11 170 Fr.  
 Shawn Opunui G 5-10 175 Fr.  
 Gifford Nielsen G 6-5 195 Fr.  
 Dane Runia G 6-0 170 Fr.  
 ^ Ricky Bower G 6-4 185 Jr.  
 ^ Jake Shoff F/C 6-9 265 Jr.

### ON LDS CHURCH MISSIONS (5)

Austin Ainge G 6-1 Fr. Dominican Republic return - 2002-03 season  
 John Allen F 6-6 So. El Salvador return - 2002-03 season  
 Marc Roberts G 6-2 So. Argentina return - 2002-03 season  
 Derek Dawes C 6-11 So. New Hampshire return - 2003-04 season  
 Garner Meads F 6-8 Fr. Edmonton, Alberta return - 2003-04 season

## breakdown by class

### SENIORS (2)

Matt Montague G Sr.  
 Eric Nielsen F Sr.

### JUNIORS (3)

Travis Hansen F Jr.  
 ^ Ricky Bower G Jr.  
 ^ Jake Shoff F/C Jr.

### SOPHOMORES (6)

Mark Bigelow G/F So.  
 Daniel Bobik G So.  
 Jon Carlisle C So.  
 Jacob Chrisman F So.  
 Dan Howard C So.  
 Bart Jepsen F So.

### FRESHMAN (7)

Jesse Pinegar F RS- Fr.  
 Jimmy Balderson G Fr.  
 Jared Jensen F Fr.  
 Shawn Opunui G Fr.  
 Terry Nashif G Fr.  
 Dane Runia G Fr.  
 Gifford Nielsen G Fr.

^ Redshirting this season because of transfer rules



# player profiles



# 25

**SENIOR FORWARD**  
**6-9 215**  
**FREMONT, CALIF.**

## eric nielsen

**CAPSULE:** A three-year starter, Nielsen will play a big role for the Cougars in 2001-02 with the loss of the team's other four starters ... An intelligent player with a good mid-range jumper, his 56.3 career field goal percentage ranks third all-time at BYU ... Nielsen and teammate Matt Montague were freshmen members of the 1996-97 BYU team that finished 1-25 .... After returning from his mission, Nielsen has played the past two seasons for Coach Cleveland, helping the Cougars earn a combined 46-20 record and two post-season tournament berths ... He is Academic All-MWC and a Cougar Scholar Athlete.

**JUNIOR (2000-01):** Nielsen was fourth on the team in scoring (6.2) and second in rebounding (3.8) last year ... started in 28 of 33 games ... had seven double-digit scoring games ... had a season-high 16 points at Utah, going 6-6 from the field – his career high is 17 points, which he recorded against Utah in the 2000 MWC tournament ... had his first career double-double with 10 points and a career-high 13 rebounds vs. South Alabama ... led the team in rebounding in seven games ... shot a team-best 61 percent from the floor – the third-best season percentage in school history.


**SOPHOMORE (1999-2000):** Nielsen averaged 5.8 points (fifth on the team) and 4.1 rebounds (third on the team) ... made a team-best 57.8 percent of his field goal attempts ... started 28 of 33 games ... after scoring 10 and 12 points in the first two games of the year, he went 14 straight outings without reaching double digits until scoring 10 points in back-to-back games vs. CSU and at AFA ... had eight double-digit games, including three of the last five ... in NIT games, had 6 points at Notre Dame, 10 points on 5-6 shooting vs. Southern Illinois and 13 points on perfect 6-6 shooting vs. Bowling Green ... set career-highs with 11 rebounds vs. UNM and 17 points vs. Utah during MWC tournament ... averaged 12.5 points and 10 rebounds in the two MWC tournament wins ... had 11 points in 22 minutes vs. UNLV and only one foul after having fouled out of the previous three games ... had a then career-best 9 rebounds and scored 10 points on 4-5 shooting at AFA ... was held scoreless in two games (Wyoming and Utah State) ... married BYU All-American volleyball player Anna-Lena Smith Dec. 30, the day after UCSB win, in Mesa, Ariz. ... scored 12 points versus Southern Utah and 10 against UC Riverside ... after returning from his mission, he averaged seven points per game during BYU's 1999 summer trip to Europe.

**FRESHMAN (1996-97):** Scored 7.8 points per game as a starting forward during his freshman year ... among the top three point shooters and dunkers in the Varsity Preview...had two blocks vs. Washington and Utah State ... started first four games of the season and vs. Houston, at TCU and then the

final 12 games of the season...had seven points and two blocks vs. SDSU ... had 15 points, six rebounds, and four blocks vs. Rice ... scored first five team points to start the second half at UTEP ... selected as the winner of the team's most improved player award.

**BEFORE BYU:** Prepped at Irvington High (Fremont)...lettered four years in basketball, and once in swimming ... student body president his senior year ... Golden State Scholar Award for algebra, geometry and biology ... averaged 20.6 points, 11.6 rebounds, 4.9 blocks, 2.4 assists and 1.6 steals as a senior ... holds school season records for field goal percentage (59.4%), rebounds per game (12.3) and blocked shots per game (5.1) ... three-time first team all-league ... three-time Irvington MVP ... first-team Greater East Bay by the Alameda Newspaper Group ... two-time Argus Newspaper Basketball Player of the Year ... played for Adidas All-America Team USA vs. Team Utah in Spring, 1996 ... made all-tournament teams in the Pirate Classic, Moreau Tournament, Converse Summer Jam Invitational, North Salinas Tournament, Husky Classic and John May Classic ... coached by Jerry Nobis (Cal State Hayward).

**PERSONAL:** Born May 1978 in Santa Clara, Calif. ... parents are Christopher and Kristina, both graduates of BYU ... married to former BYU All-America volleyball setter Anna-Lena Smith ... spent three weeks in Russia in March 1996 to help high schools set up student councils ... served an LDS Church mission to Russia after freshman season ... likes to go body boarding ... recruited by Stanford, Santa Clara and Colorado State ... majoring in civil engineering.



**CAREER HIGHS:**

POINTS: 17 vs. Utah  
 FG MADE: 7 (twice)  
 FG ATT: 14 (twice)  
 FG%: 1.000 (6-6) (twice)  
 3FG MADE: 1 (6 times)  
 3FG ATT: 5 at Utah  
 3FG%: 1.000 (1-1) (twice)  
 FT MADE: 7 vs. SUU  
 FT ATT: 8 (twice)  
 FT %: .875 (7-8) vs. SUU  
 REB: 13 vs. S. Alabama  
 ASSISTS: 4 at Utah  
 STEALS: 3 (twice)  
 BLOCKS: 2 (10 times)  
 MINUTES: 39 vs. Utah

**NIELSEN 2000-2001 GAME-BY-GAME:**

Opponent	Min	TOTAL			3-PTS			FT	FTA	Pct	REBOUNDS			PF	A	TO	Blk	Stl	Pts	Avg
		FG	FGA	Pct	3FG	3FGA	Pct				Off	Def	Tot							
ELON COLLEGE	25	3	5	.600	0	0	.000	2	2	1.000	2	4	6	2	3	4	0	0	6	8.0
SANTA BARBARA	12	1	1	1.000	0	0	.000	1	1	1.000	1	1	2	4	0	1	0	0	3	5.5
at Univ. of San Francisco	8	2	2	1.000	0	0	.000	0	0	.000	0	2	2	5	0	0	0	0	4	5.0
at Arizona State	31	3	6	.500	0	0	.000	3	8	.375	0	9	9	3	0	1	0	0	9	6.0
FLORIDA INTERNATIONAL	32	2	2	1.000	0	0	.000	4	5	.800	4	1	5	3	3	3	0	0	8	6.4
vs Rice	19	3	5	.600	0	1	.000	0	0	.000	0	3	3	3	1	2	1	0	6	6.3
SOUTHERN UTAH UNIVERSITY	35	4	7	.571	0	0	.000	7	8	.875	2	2	4	2	0	4	0	0	15	7.6
UTAH STATE UNIVERSITY	21	2	3	.667	0	0	.000	2	2	1.000	0	2	2	4	3	0	0	0	6	7.4
vs Boise State Broncos	15	1	3	.333	0	0	.000	0	0	.000	0	0	0	1	0	1	1	0	2	4.8
vs Iowa State Cyclones	23	0	0	.000	0	0	.000	0	0	.000	0	3	3	4	0	3	0	1	0	6.1
vs Southern California Trojans	20	3	4	.750	0	0	.000	4	4	1.000	1	2	3	5	1	2	0	1	10	6.5
at Weber State University	34	5	7	.714	0	0	.000	2	2	1.000	1	4	5	4	1	3	0	0	12	6.9
SOUTH ALABAMA	27	4	6	.667	0	0	.000	2	4	.500	2	11	13	1	2	0	0	0	10	7.2
IDAH0 VANDALS	36	3	8	.375	0	0	.000	1	1	1.000	5	2	7	0	0	2	0	1	7	7.1
TEXAS A & M-CORPUS CHRISTI	16	1	5	.200	0	0	.000	0	0	.000	2	2	4	0	1	0	0	2	2	4.8
SAN DIEGO STATE UNIVERSITY	15	1	2	.500	0	0	.000	0	0	.000	0	1	1	3	0	1	0	1	2	6.5
NEVADA-LAS VEGAS	20	4	6	.667	0	0	.000	4	4	1.000	2	6	8	5	1	1	1	2	12	6.8
at Colorado State University	28	2	4	.500	0	0	.000	0	0	.000	1	2	3	4	1	1	1	0	4	6.7
at WYOMING	17	6	8	.750	0	0	.000	0	0	.000	1	1	2	5	1	2	0	1	12	6.9
UTAH	34	4	6	.667	0	0	.000	0	1	.000	0	1	1	4	0	3	2	0	8	7.0
AIR FORCE ACADEMY	19	0	1	.000	0	0	.000	0	0	.000	2	3	5	5	1	3	2	0	0	6.7
NEW MEXICO	23	2	2	1.000	0	0	.000	0	0	.000	1	2	3	4	0	2	1	0	4	6.5
at UNLV Runnin' Rebels	19	2	2	1.000	0	0	.000	2	2	1.000	0	4	4	4	0	1	1	0	6	6.5
at San Diego State	25	2	3	.667	0	0	.000	2	2	1.000	1	2	3	4	0	4	0	0	6	6.5
UNIVERSITY OF WYOMING	31	1	5	.200	0	0	.000	5	6	.833	3	5	8	2	1	2	0	0	7	6.5
COLORADO STATE UNIVERSITY	17	3	4	.750	0	0	.000	0	0	.000	4	2	6	5	0	2	1	0	6	6.5
at Utah	35	6	6	1.000	1	1	1.000	3	4	.750	2	2	4	3	0	0	0	0	16	6.9
at New Mexico Lobos	22	1	3	.333	0	0	.000	0	0	.000	1	1	2	5	0	1	1	0	2	6.7
at Air Force	20	1	1	1.000	0	0	.000	0	0	.000	0	3	3	3	1	1	0	1	2	6.5
vs Air Force	15	1	2	.500	0	0	.000	3	4	.750	1	1	2	1	0	0	2	0	5	6.5
vs Wyoming	17	2	3	.667	0	0	.000	1	2	.500	0	1	1	5	0	2	0	0	5	6.4
vs University of New Mexico	31	2	4	.500	0	1	.000	3	4	.750	0	2	2	5	0	1	1	0	7	6.4
vs Cincinnati	22	0	1	.000	0	0	.000	0	0	.000	0	1	1	2	0	0	0	0	0	6.2
2000-01 Totals	744	77	127	.606	1	3	.333	51	66	.773	39	88	127	110	21	52	18	11	206	6.2

**NIELSEN CAREER STATS**

	G-GS	Min	Avg	TOTAL			3-PTS			FT	FTA	Pct	REBOUNDS			PF	A	Avg	TO	Blk	Stl	Pts	Avg	
				FG	FGA	Pct	3FG	3FGA	Pct				Off	Def	Tot									
1996-1997	26-18	707	27.2	51	157	.516	6	23	.261	34	48	.708	34	59	93	3.6	94-10	33	13	43	19	16	202	7.8
1999-2000	33-28	777	23.5	74	128	.578	1	4	.250	44	61	.721	41	94	135	4.1	104-7	25	0.8	34	14	21	193	5.8
2000-2001	33-27	744	22.5	77	127	.606	1	3	.333	51	66	.773	39	88	127	3.8	110-9	21	0.6	52	18	11	206	6.2
Total	92-73	2228	24.2	232	412	.563	8	30	.267	129	175	.737	114	241	355	3.9	308-26	79	0.9	129	51	48	601	6.5

# player profiles



# 31

**SENIOR GUARD**  
**6-0 190**  
**LOUISVILLE, KY**

## matt montague

**CAPSULE:** Montague provides leadership at the point having started 57 times and played in all 92 games in his three years ... Last year he started 12 games, primarily before Trent Whiting joined the team in December, but still led the team in assists (2.9) while playing mostly a reserve role ... He has led the team in assists during each of his three seasons ... A hard-nosed competitor, he sees the floor well and is a great transition passer ... Career averages are 3.6 points and 3.8 assists.

**JUNIOR (2000-01):** Played in all 33 games, including 12 starts while averaging 2.2 points, 1.8 rebounds and a team-best 2.9 assists ... had a team-high 97 assists ... career best season shooting percentages from the floor (.408), on threes (.444) and the line (.742) ... started the first seven games before Trent Whiting's debut and started three of the last five games of the year as the Cougars won the MWC regular season and tournament titles ... made a big steal and hit three free throws after being fouled as the clock expired to end the first half at AFA ... hit a three at the first half buzzer vs. AFA at the MWC tournament ... took only 16 shots in the 14 MWC games ... started the year making his first eight shots, including 5-5 on threes ... nearly tripled the number of treys he made from the prior season, going 8-18 after shooting 3-12 as a sophomore ... had season-highs of 6 rebounds and 9 assists with 2 steals vs. TAMCC ... had a game-high 3 assists vs Idaho and a game-high 7 assists vs USA ... had 7 points, 2 rebounds, game-high 5 assists, 1 steal in 18 minutes at Weber State ... his lone steal vs. WSU was taken from WSU star Jermaine Boyette and set up a Travis Hansen hammer dunk to finally pull BYU even at 46-46 - BYU did not trail the rest of the way ... had 5 assists and his first-ever block vs. Boise St. ... had 4 points, 3 rebounds, 3 assists, career-high 5 steals vs. SUU ... played all 40 minutes vs. Rice ... had 8 points, 3 rebounds vs. FIU ... had 3 rebounds and 3 assists at ASU ... had a season-high 12 points with 6 assists at USF ... had 9 points, 3 rebounds, 7 assists in 33 minutes vs. UCSB ... had 6 points, 4 rebounds, 8 assists (no turnovers), 3 steals in team-high 30 minutes vs. Elon College, going 2-2 from the floor, both three pointers, marking the first time he had made two treys in a game during his career ... wasn't able to participate in preseason conditioning fully because of a flair up of an Achilles injury.

**SOPHOMORE (1999-2000):** Totaled a team-leading 125 assists (3.8 avg) ... started in 19 of 33 games at the point, including the first 12 games ... averaged 3.0 points and 2.6 rebounds ... had a season-high 10 assists vs. Southern Illinois; 8 assists and 6 points (3-6 FG) at Notre Dame and 6 points, 3 assists vs. Bowling Green in the NIT ... had 7 points, matched season-best 6 rebounds, with 4 assists vs. SDSU ... had 6 points, 2 rebounds, 2 assists and 2 steals in 20 minutes vs. AFA ... made his third trey of the year at


Utah, scoring 5 points with 3 assists ... took season-high 7 shots and had season-best 9 points with 6 assists at AFA ... had 5 assists, 5 rebounds vs. CSU and 7 points vs. Wyoming ... totaled 6 points and 7 assists at UNLV ... was limited to 10 minutes (Achilles) against UC Irvine without an assist (one of three games with no assists) ... made three clutch free throws down the stretch in win at UCSB ... had 2 points, 4 rebounds and 8 assists in team- and personal career-high 41 minutes at Florida International ... had 4 assists and shared team-high 5 rebounds with Wesley at South Alabama ... returned after receiving stitches above his eye to lead BYU on a 14-1 run in win vs. ASU ... had a season-high 9 assists vs. Weber State while helping hold Wildcat guard Eddie Gill to 2-14 shooting ... after returning from his mission, he averaged seven points during BYU's 1999 summer trip to Europe.

**FRESHMAN (1996-97):** Scored 6.2 points per game as the starting point guard his freshman year before leaving to serve an LDS Church mission to England ... started all games ... had four steals vs. Penn State ... scored 13 points and had 11 assists at Weber State ... 10 points and 10 assists vs. SDSU ... led team in scoring, rebounding, and assists vs. Tulsa ... his 131 assists ranked 10th-best for a Cougar season ... selected as the winner of the team's Dish Award, Mr. Hustle, Best Defensive Player and the Geneva Steel Man.

### BEFORE BYU:


Prepped at Male High where he lettered four times in basketball, twice in baseball and once in soccer ... member of National Honor Society ... first-team all-state, all-region, all-district, All-King of Bluegrass Tourney ... back-to-back MVP of the Louisville Invitational Tourney in leading his team to the title both years ... played in the Derby Classic and in the Kentucky-Indiana All-Star game ... was the Voice-Tribune co-player of the year ... averaged 12.7 points, 5.6 assists and 3.5 rebounds per game ... had 1,155 points and 495 assists in his prep career ... coached by Maurice Payne.

**PERSONAL:** Born February 1978 in Louisville, Ky. ... parents are Michael and Carolyn ... served an LDS Church mission to England ... likes golf ... recruited by Utah and BYU ... business management major.





matt montague



**MONTAGUE 2000-2001 GAME-BY-GAME:**

Opponent	TOTAL			3-PTS			FT		Pct		REBOUNDS			PF	A	TO	Blk	Stl	Pts	Avg
	Min	FG	FGA	Pct	3FG	3FGA	Pct	FT	FTA	Pct	Off	Def	Tot							
ELON COLLEGE	30	2	2	1.000	2	2	1.000	0	0	.000	0	4	4	0	8	0	3	6	6.0	
SANTA BARBARA	33	4	4	1.000	1	1	1.000	0	1	.000	0	3	3	1	7	3	0	1	9	7.5
at Univ. of San Francisco	34	4	6	.667	2	3	.667	2	2	1.000	1	1	2	3	6	2	0	12	9.0	
at Arizona State	28	0	1	.000	0	0	.000	0	0	.000	0	3	3	1	3	4	0	1	0	6.8
FLORIDA INTERNATIONAL	32	3	3	1.000	1	1	1.000	1	2	.500	0	3	3	2	2	3	0	1	8	7.0
vs Rice	40	0	4	.000	0	1	.000	0	0	.000	1	2	3	1	4	2	0	2	0	5.8
SOUTHERN UTAH UNIVERSITY	34	0	3	.000	0	2	.000	4	6	.667	0	3	3	1	3	2	0	5	4	5.6
UTAH STATE UNIVERSITY	10	0	1	.000	0	0	.000	0	0	.000	0	0	0	1	1	1	0	1	0	4.9
vs Boise State Broncos	30	0	0	.000	0	0	.000	0	0	.000	0	2	2	2	5	5	1	1	0	4.3
vs Iowa State Cyclones	12	0	2	.000	0	2	.000	0	0	.000	0	2	2	1	2	2	0	0	0	3.9
vs Southern California Trojans	11	0	0	.000	0	0	.000	0	0	.000	0	1	1	0	2	2	0	1	0	3.5
at Weber State University	18	1	1	1.000	0	0	.000	5	6	.833	0	2	2	2	5	2	0	1	7	3.8
SOUTH ALABAMA	30	0	2	.000	0	1	.000	0	0	.000	0	2	2	1	7	3	0	2	0	3.5
IDAH0 VANDALS	17	0	1	.000	0	0	.000	0	0	.000	0	1	1	0	3	1	0	1	0	3.3
TEXAS A & M-CORPUS CHRISTI	25	0	0	.000	0	0	.000	2	4	.500	0	6	6	1	9	3	0	2	2	3.2
SAN DIEGO STATE UNIVERSITY	15	0	1	.000	0	1	.000	0	0	.000	0	0	0	0	3	0	0	1	0	3.0
NEVADA-LAS VEGAS	17	0	1	.000	0	0	.000	0	0	.000	1	2	3	0	1	1	0	0	0	2.8
at Colorado State University	17	1	2	.500	0	0	.000	0	0	.000	0	1	1	1	0	0	0	0	2	2.8
at WYOMING	11	0	1	.000	0	0	.000	2	2	1.000	0	3	3	1	1	0	0	1	2	2.7
UTAH	13	1	3	.333	1	2	.500	0	0	.000	0	2	2	0	1	1	0	1	3	2.8
AIR FORCE ACADEMY	27	1	1	1.000	0	0	.000	1	1	1.000	0	0	0	0	2	4	0	2	3	2.8
NEW MEXICO	9	0	1	.000	0	0	.000	0	0	.000	0	0	0	1	2	0	0	0	0	2.6
at UNLV Runnin' Rebels	6	0	0	.000	0	0	.000	0	0	.000	0	0	0	0	0	1	0	0	0	2.5
at San Diego State	10	0	0	.000	0	0	.000	0	0	.000	0	1	1	0	1	0	0	0	0	2.4
UNIVERSITY OF WYOMING	10	0	2	.000	0	0	.000	0	0	.000	0	2	2	0	0	1	0	0	0	2.3
COLORADO STATE UNIVERSITY	3	0	0	.000	0	0	.000	0	0	.000	0	0	0	0	0	1	0	0	0	2.2
at Utah	4	0	1	.000	0	1	.000	0	0	.000	0	0	0	1	1	0	0	0	0	2.1
at New Mexico Lobos	26	1	2	.500	0	0	.000	1	2	.500	1	2	3	0	3	0	0	1	3	2.2
at Air Force	32	0	1	.000	0	0	.000	3	3	1.000	0	0	0	1	2	1	0	1	3	2.2
vs Air Force	37	2	2	1.000	1	1	1.000	0	0	.000	0	3	3	4	1	0	0	2	5	2.3
vs Wyoming	8	0	0	.000	0	0	.000	2	2	1.000	0	2	2	0	1	1	0	0	2	2.3
vs University of New Mexico	16	0	1	.000	0	0	.000	0	0	.000	0	1	1	2	4	2	0	1	0	2.2
vs Cincinnati	12	0	0	.000	0	0	.000	0	0	.000	0	0	0	1	2	0	0	0	0	2.2
Totals	657	20	49	.408	8	18	.444	23	31	.742	4	54	58	30	97	47	1	32	71	2.2


**CAREER HIGHS:**

POINTS: 15 vs. SMU  
 FG MADE: 6 vs. TCU  
 FG ATT: 12 vs. SDSU  
 FG%: .600 (6-10) vs. TCU  
 3FG MADE: 2 (twice)  
 3FG ATT: 4 vs. Wyoming  
 3FG%: 1.000 (2-2) vs. Elon  
 FT MADE: 5 (twice)  
 FT ATT: 12 vs. CS Fullerton  
 FT %: .833 (5-6) at Weber St.  
 REB: 10 vs. Tulsa  
 ASSISTS: 11 at Weber St.  
 STEALS: 5 vs. SUU  
 BLOCKS: 1 vs. Boise State  
 MINUTES: 41 at Fla. Int'l

**MONTAGUE CAREER STATS**

	G-GS	Min	TOTAL			3-PTS			FT		Pct		REBOUNDS			PF	A	TO	Blk	Stl	Pts	Avg		
			FG	FGA	Pct	3FG	3FGA	Pct	FT	FTA	Off	Def	Tot	Avg										
1996-1997	26-26	962	37.0	60	158	.380	12	44	.273	28	45	.622	15	66	81	3.1	55-0	131	5.0	104	0	26	160	6.2
1999-2000	33-19	750	22.7	32	80	.400	3	12	.250	32	48	.667	13	72	85	2.6	37-0	125	3.8	67	0	24	99	3.0
2000-2001	33-12	657	19.9	20	49	.408	8	18	.444	23	31	.742	4	54	58	1.8	30-0	97	2.9	47	1	32	71	2.2
Total	92-57	2369	25.8	112	287	.390	23	74	.311	83	124	.669	32	192	224	2.4	122-0	353	3.8	218	1	82	330	3.6

# player profiles



# 2

**JUNIOR GUARD/FORWARD**  
**6-6 210**  
**OREM, UTAH**


## travis hansen


**CAPSULE:** After playing a supporting role in his first season at BYU last year, he will be asked to play a more significant role for the Cougars in 2001-02 ... With an increase in playing time in 2001-02, Hansen has the talent to become an all-conference player ... He is very athletic ... His explosiveness gives him great potential as a scorer and rebounder ... He is most effective when slashing to the basket but has range from the three-point arc ... He was fifth in scoring last year (5.5) and also grabbed 3.0 boards per game ... He earned a starting position midway through the year before missing nine games in the middle of MWC play because of a fractured right foot. He played primarily a reserve role to senior Nathan Cooper after returning from his injury ... He started nine games and the Cougars had a 7-2 record in those games with loses at Colorado State and Wyoming, where he suffered the foot injury ... He played his freshman year at Utah Valley State College before going on an LDS Church mission ... He sat out a year as a redshirt before joining the Cougars in 2000-2001.

**SOPHOMORE (2000-2001):** He was fifth on the team in scoring at 5.5 points per game and also grabbed 3.0 boards per contest ... averaged 8.2 points and 3.7 rebounds during BYU's season-best, six-game winning streak ... had three double figures scoring games ... scored a season-high 12 points, with 5 rebounds and 3 assists in win at Weber State, totaled 10 points and 3 rebounds in win vs. Idaho and 10 points, 4 rebounds in loss at Colorado State ... started nine games and the Cougars had a 7-2 record in those games with loses at Colorado State and Wyoming, where he suffered a stress fracture in his right foot ... despite injury, averaged 9.0 points and 5.5 rebounds in the two losses at CSU and Wyoming ... saw limited action in next game at home vs. Utah, which resulted in a complete fracture and forced him to miss the next nine conference games ... earned a starting position midway through the year before being sidelined by the fractured right foot ... played primarily a reserve role to senior Nathan Cooper after returning from his injury ... led the team in rebounding in wins vs. Rice and Texas A&M-Corpus Christi ... equaled a season-high 7 rebounds in NCAA Tournament loss to Cincinnati ... also pulled down 7 boards in win over Texas A&M-Corpus Christi and in loss at Wyoming ... had season-high 5 assists along with 5 rebounds and 8 points in Big Monday ESPN win over UNLV ... because of injury, played in 24 of 33 games overall ... shot 40.8 percent from the floor, including 29.4 percent on threes, and 71.8 percent from the line.

**BEFORE BYU (Utah Valley State College):** Played freshman season at Utah Valley State (junior) College in Orem, Utah ... averaged 11 points, five rebounds and four assists while shooting 47 percent from the floor and 40 percent on three-pointers ... averaged 18.6 points per game over the final 10 contests ... received team's Iron Man Award ... coached by Jeff Reinert. (High School): Prepped at Mountain View High School in Orem, Utah ... named Deseret News and Salt Lake Tribune first-team all-state his senior season ... was the Region 4 Most Valuable Player ... selected to the Utah, All-West and USA all-star teams ... Mountain View team MVP and Offensive Player of the Year his final three seasons ... named school's athlete of the year ... averaged 20 points, eight rebounds and five assists ... scored 30 or more points on several occasions ... recorded five triple-doubles as a senior ... coached by Rob Cuff.

**PERSONAL:** Born April 1978 in Provo, Utah ... parents are Scott and Laurie Hansen ... has two brothers and two sisters ... sisters Heather and Hollie play on the basketball team at Mountain View in Orem ... married to the former LaRee Merrell ... served a two-year LDS Church mission to Santiago, Chile ... majoring in health science with a business minor.





**CAREER HIGHS:**  
 POINTS: 12 at Weber St.  
 FG MADE: 6 at Weber St.  
 FG ATT: 9 at Wyoming  
 FG%: .857 (6-7) at Weber St.  
 3FG MADE: 1 (5 times)  
 3FG ATT: 3 vs. Southern Utah  
 3FG%: 1.000 (1-1) (4 times)  
 FT MADE: 5 vs. Southern Utah  
 FT ATT: 6 (3 times)  
 FT %: .833 (5-6) vs. Southern Utah  
 REB: 7 (3 times)  
 ASSISTS: 5 vs. UNLV  
 STEALS: 2 (3 times)  
 BLOCKS: 1 (4 times)  
 MINUTES: 27 at Wyoming

**HANSEN 2000-2001 GAME-BY-GAME:**

Opponent	Min	TOTAL			3-PTS			FT	FTA	Pct	REBOUNDS			PF	A	TO	Blk	Stl	Pts	Avg	
		FG	FGA	Pct	3FG	3FGA	Pct				Off	Def	Tot								
ELON COLLEGE	11	2	3	.667	0	0	.000	0	1	.000	0	1	1	5	3	1	0	0	4	4.0	
SANTA BARBARA	18	3	7	.429	1	1	1.000	1	2	.500	1	2	3	2	1	0	1	2	8	6.0	
at Univ. of San Francisco	11	0	6	.000	0	2	.000	0	0	.000	1	2	3	1	1	0	0	1	0	4.0	
at Arizona State	17	3	8	.375	1	1	1.000	1	2	.500	1	1	2	4	0	1	0	0	8	5.0	
FLORIDA INTERNATIONAL	18	2	4	.500	0	0	.000	1	2	.500	2	1	3	1	2	0	1	0	5	5.0	
vs Rice	22	2	3	.667	0	1	.000	4	5	.800	0	4	4	3	1	3	1	0	8	5.5	
SOUTHERN UTAH UNIVERSITY	22	1	6	.167	1	3	.333	5	6	.833	2	2	4	5	1	2	0	0	8	5.9	
UTAH STATE UNIVERSITY	25	1	6	.167	0	1	.000	0	0	.000	1	3	4	2	2	0	0	1	2	5.4	
vs Boise State Broncos	12	0	2	.000	0	0	.000	0	0	.000	0	2	2	3	1	0	0	0	0	4.8	
vs Iowa State Cyclones	18	4	4	1.000	1	1	1.000	0	0	.000	2	1	3	0	0	0	0	0	9	5.2	
vs Southern California Trojans	16	2	6	.333	0	2	.000	1	2	.500	0	0	0	3	0	0	0	0	5	5.2	
at Weber State University	21	6	7	.857	0	0	.000	0	0	.000	0	5	5	2	3	0	1	0	12	5.8	
SOUTH ALABAMA	14	1	4	.250	1	1	1.000	2	2	1.000	0	0	0	1	1	2	0	1	5	5.7	
IDAH0 VANDALS	18	3	6	.500	0	0	.000	4	6	.667	2	1	3	1	0	1	0	1	10	6.0	
TEXAS A & M-CORPUS CHRISTI	27	3	5	.600	0	1	.000	0	0	.000	0	7	7	2	1	1	0	1	6	6.0	
SAN DIEGO STATE UNIVERSITY	20	4	8	.500	0	0	.000	0	0	.000	1	1	2	1	1	0	1	0	8	6.1	
NEVADA-LAS VEGAS	24	3	6	.500	0	0	.000	2	2	1.000	2	2	3	5	3	5	1	0	1	8	6.2
at Colorado State University	15	4	6	.667	0	1	.000	2	2	1.000	2	2	4	5	0	0	0	1	10	6.4	
at WYOMING	27	2	9	.222	0	0	.000	4	6	.667	2	5	7	2	2	2	0	2	8	6.5	
UTAH	11	1	2	.500	0	0	.000	0	0	.000	0	1	1	0	1	2	0	1	2	6.3	
vs Air Force	9	0	0	.000	0	0	.000	0	0	.000	1	0	1	2	1	0	0	0	0	6.0	
vs Wyoming	5	0	2	.000	0	1	.000	0	0	.000	0	2	2	1	0	0	0	0	0	5.7	
vs University of New Mexico	14	1	3	.333	0	0	.000	1	1	1.000	0	0	0	0	0	0	0	2	3	5.6	
vs Cincinnati	13	1	7	.143	0	1	.000	0	0	.000	4	3	7	0	0	0	0	0	2	5.5	
<b>Totals</b>		<b>398</b>	<b>49</b>	<b>120</b>	<b>.408</b>	<b>5</b>	<b>17</b>	<b>.294</b>	<b>28</b>	<b>39</b>	<b>.718</b>	<b>24</b>	<b>49</b>	<b>73</b>	<b>49</b>	<b>27</b>	<b>17</b>	<b>4</b>	<b>15</b>	<b>131</b>	<b>5.5</b>

**HANSEN CAREER STATS**

2000-2001	G-GS	Min	Avg.	TOTAL			3-PTS			FT	FTA	Pct	REBOUNDS			PF	A	TO	Blk	Stl	Pts	Avg		
				FG	FGA	Pct	3FG	3FGA	Pct				Off	Def	Tot									
2000-2001	24-9	396	16.6	49	120	.408	5	17	.294	28	39	.718	24	49	73	3.0	49-3	27	1.1	17	4	15	131	5.5
<b>Total</b>	<b>24-9</b>	<b>396</b>	<b>16.6</b>	<b>49</b>	<b>120</b>	<b>.408</b>	<b>5</b>	<b>17</b>	<b>.294</b>	<b>28</b>	<b>39</b>	<b>.718</b>	<b>24</b>	<b>49</b>	<b>73</b>	<b>3.0</b>	<b>49-3</b>	<b>27</b>	<b>1.1</b>	<b>17</b>	<b>4</b>	<b>15</b>	<b>131</b>	<b>5.5</b>

# player profiles



# 3

**SOPH. GUARD/FORWARD**  
**6-7 190**  
**OLYMPIA, WASH.**


## mark bigelow

**CAPSULE:** Bigelow could be one of the Cougars top players and among the top performers in the Mountain West if he returns to his pre-mission form ... He was BYU's leading scorer (15.0) and rebounder (6.3) in 1998-99 before going on a two-year LDS Church mission to Ft. Lauderdale, Fla. ... He should play a significant role this season if he can regain his physical conditioning ... He returned from his mission in June having grown an inch to 6-7 ... He returned at 185 points ... He could play the 2 or the 3 spot on the floor for the Cougars ... He is an excellent shooter and extremely intelligent player ... A gifted offensive player with a great mid-range game ... He moves well without the ball ... He was the 1999 WAC Pacific Division Freshman of the Year, All-WAC Second Team and All-Newcomer Team in 1999 ... He had a career-high 33 points at Washington State and twice recorded highs of 14 rebounds in a game.


**FRESHMAN (1998-99):** He was the 1999 WAC Pacific Division Freshman of the Year, All-WAC Second Team and All-Newcomer Team in 1999 ... was BYU's leading scorer (15.0) and rebounder (6.3) ... reached double figures in 23 of 28 games, including 15 games with 15 or more points and nine games with 20 or more points ... had a career-high 33 points at Washington State and recorded highs of 14 rebounds against Denver and Cal State Northridge ... had four double-doubles, including 15 points, 14 rebounds vs. Denver, 14 points, 14 rebounds vs. Cal State Northridge ... 13 points, 10 rebounds at Utah, and 23 points, 11 rebounds at Fresno State ... came close to additional double-doubles in four games, including 24 points, 9 steals vs. Arizona ... 22 points, 9 rebounds vs. California, 20 points, 9 rebounds at San Diego State, and 20 points, 8 rebounds in WAC Tournament upset of TCU ... his nine steals against Arizona set a BYU record.

**BEFORE BYU:** Prepped at Olympia High in Olympia, Wash....lettered four years ... was all-league, second team all-area, all-state by USA Today ... team captain ... led team to league and district championships ... top scorer in 3A state tournament as a senior ... named 3A state tournament MVP ... averaged 20 points, 4 assists and 8 rebounds per game ... coached by John Kiley (Washington).

**PERSONAL:** Born January 1980 in Olympia, Wash. ... parents are Michael and Judy ... likes water skiing and golf ... recruited by Utah, St. Joseph's, San Jose State, Oregon, Portland, UC Santa Barbara, Wyoming and Pepperdine ... open major.



mark bigelow



**CAREER HIGHS:**  
 POINTS: 33 at Washington St.  
 FG MADE: 11 at Washington St.  
 FG ATT: 20 at Washington St.  
 FG%: .800 (8-10) vs. UTEP  
 3FG MADE: 5 vs. Louisiana Tech  
 3FG ATT: 8 vs. Louisiana Tech  
 3FG%: .750 (3-4) at Washington St.  
 FT MADE: 11 (twice)  
 FT ATT: 11 (twice)  
 FT %: 1.000 (11-11) (twice)  
 REB: 14 (twice)  
 ASSISTS: 6 (twice)  
 STEALS: 9 vs. Arizona  
 BLOCKS: 2 (twice)  
 MINUTES: 42 vs. Arizona

**BIGELOW CAREER STATS**

	C-GS	Min	Avg.	TOTAL			3-PTS		Pct	FT	FTA	Pct	REBOUNDS			Avg.	PF-FO	A	Avg.	TO	Blk	Stl	Pts	Avg
				FG	FGA	Pct	3FG	3FGA					Off	Def	Tot									
1998-1999	28-27	907	32.4	132	301	.439	44	113	.389	111	140	.793	34	141	175	6.3	67-3	57	2.0	76	13	38	419	15.0
Total	28-27	907	32.4	132	301	.439	44	113	.389	111	140	.793	34	141	175	6.3	67-3	57	2.0	76	13	38	419	15.0

# player profiles



## 20

**SOPHOMORE GUARD**  
**6-6 205**  
**NEWBURY PARK, CALIF.**

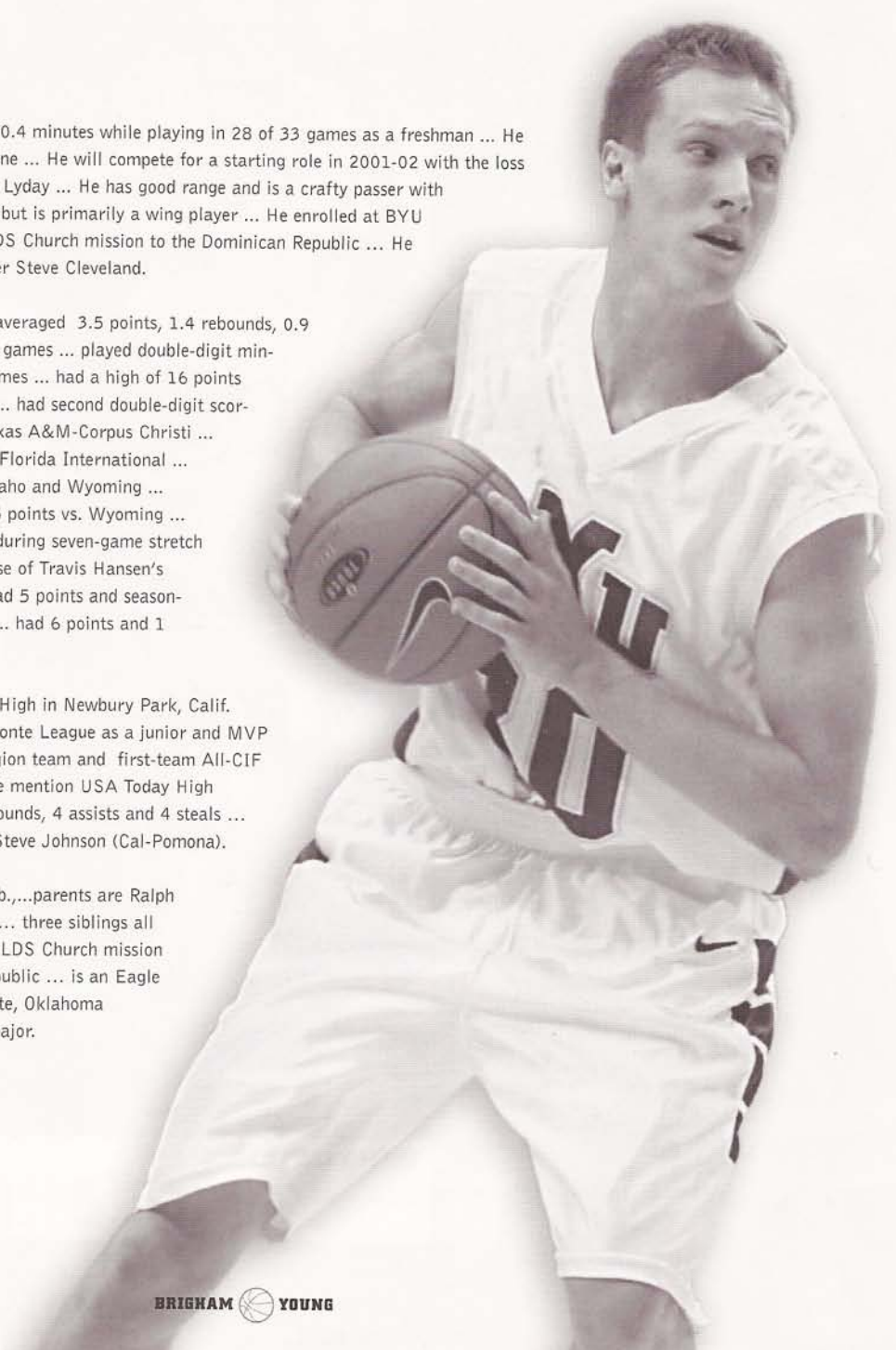
## daniel bobik

**CAPSULE:** Bobik averaged 3.5 points and 10.4 minutes while playing in 28 of 33 games as a freshman ... He has good offensive instincts and size on the guardline ... He will compete for a starting role in 2001-02 with the loss of BYU's all-conference guard line of Whiting and Lyday ... He has good range and is a crafty passer with good court awareness ... He could play some point but is primarily a wing player ... He enrolled at BYU for his freshman season after returning from an LDS Church mission to the Dominican Republic ... He was one of the first recruits to sign with BYU under Steve Cleveland.


**FRESHMAN (2000-2001):** Bobik averaged 3.5 points, 1.4 rebounds, 0.9 assists and 10.4 minutes while playing in 28 of 33 games ... played double-digit minutes in 15 games, averaging 5.8 points in those games ... had a high of 16 points last year in season-opening win over Elon College ... had second double-digit scoring game of the year with 11 points in win over Texas A&M-Corpus Christi ... had 9 points, 3 rebounds and 3 assists in win over Florida International ... equaled season-high 3 assists in home wins over Idaho and Wyoming ... added 6 points and 4 rebounds vs. Idaho and had 5 points vs. Wyoming ... averaged 4.9 points, 2.3 rebounds and 1.3 assists during seven-game stretch while playing the reserve small forward role because of Travis Hansen's injury ... the Cougars went 5-2 in that stretch ... had 5 points and season-high 6 rebounds in home win over Colorado State ... had 6 points and 1 rebound in NCAA Tournament loss to Cincinnati.

**BEFORE BYU:** Prepped at Newbury Park High in Newbury Park, Calif. ... was named Most Valuable Player of the Maramonte League as a junior and MVP of Ventura County as a senior ... selected to all-region team and first-team All-CIF (Southern California) All-State ... named honorable mention USA Today High School All-American ... averaged 20 points, 7 rebounds, 4 assists and 4 steals ... earned honor roll academic honors ... coached by Steve Johnson (Cal-Pomona).

**PERSONAL:** Born June 1979 in Omaha, Neb., ... parents are Ralph and Sheri Bobik ... has two brothers and one sister ... three siblings all played competitive basketball ... served a two-year LDS Church mission from July 1998 to July 2000 in the Dominican Republic ... is an Eagle Scout ... recruited by Washington, Washington State, Oklahoma State, Tulsa, and Pepperdine ... communications major.



daniel bobik



**CAREER HIGHS:**

POINTS: 16 vs. Elon College  
 FG MADE: 5 vs. Elon College  
 FG ATT: 10 vs. Elon College  
 FG%: .600 (3-5) vs. Florida International  
 3FG MADE: 3 vs. Florida International  
 3FG ATT: 6 vs. Elon College  
 3FG%: .600 (3-5) vs. Florida International  
 FT MADE: 7 vs. TAMCC  
 FT ATT: 8 vs. TAMCC  
 FT %: .875 (7-8) vs. TAMCC  
 REB: 6 vs. Colorado St.  
 ASSISTS: 3 (3 times)  
 STEALS: 2 (4 times)  
 BLOCKS: 1 (twice)  
 MINUTES: 20 (twice)


**BOBIK 2000-2001 GAME-BY-GAME:**

Opponent	Min	TOTAL			3-PTS			FT	FTA	Pct	REBOUNDS			PF	A	TO	Blk	Stl	Pts	Avg	
		FG	FGA	Pct	3FG	3FGA	Pct				Off	Def	Tot								
ELON COLLEGE	19	5	10	.500	2	6	.333	4	4	1.000	0	1	1	1	1	2	1	1	16	16.0	
SANTA BARBARA	9	0	3	.000	0	3	.000	2	3	.667	0	1	1	0	1	1	0	0	2	9.0	
at Univ. of San Francisco	12	1	2	.500	0	1	.000	0	0	.000	0	2	2	1	2	1	0	0	2	6.7	
at Arizona State	16	1	5	.200	1	4	.250	0	0	.000	0	3	3	3	0	1	0	1	3	5.8	
FLORIDA INTERNATIONAL	20	3	5	.600	3	5	.600	0	0	.000	0	3	3	0	3	3	0	0	9	6.4	
vs Rice	5	0	1	.000	0	1	.000	0	0	.000	0	1	1	1	2	0	0	1	0	5.3	
SOUTHERN UTAH UNIVERSITY	9	0	1	.000	0	1	.000	0	2	.000	0	0	0	2	1	1	0	1	0	4.6	
UTAH STATE UNIVERSITY	3	0	0	.000	0	0	.000	0	0	.000	0	0	0	0	0	0	0	0	0	4.0	
vs Boise State Broncos	8	0	1	.000	0	1	.000	4	4	1.000	0	1	1	1	1	1	0	1	4	4.0	
vs Iowa State Cyclones	1	0	0	.000	0	0	.000	0	0	.000	0	0	0	1	0	0	0	0	0	3.6	
SOUTH ALABAMA	7	2	3	.667	1	1	1.000	0	0	.000	0	0	0	0	0	2	1	5	3.7		
IDAHO VANDALS	17	1	3	.333	1	3	.333	3	4	.750	0	4	4	1	3	1	0	1	6	3.9	
TEXAS A & M-CORPUS CHRISTI	12	2	3	.667	0	1	.000	7	8	.875	1	1	2	2	0	2	0	2	11	4.5	
SAN DIEGO STATE UNIVERSITY	15	0	6	.000	0	5	.000	0	0	.000	0	4	4	1	1	2	0	2	0	4.1	
NEVADA-LAS VEGAS	3	0	0	.000	0	0	.000	1	1	1.000	0	0	0	0	1	0	0	0	1	3.9	
at WYOMING	6	0	0	.000	0	0	.000	0	0	.000	0	0	0	0	1	1	0	2	0	3.7	
UTAH	1	0	0	.000	0	0	.000	0	0	.000	0	0	0	1	0	0	0	0	0	3.5	
AIR FORCE ACADEMY	11	2	2	1.000	1	1	1.000	1	2	.500	1	2	3	3	0	0	0	0	6	3.6	
NEW MEXICO	17	1	3	.333	0	2	.000	3	3	1.000	0	3	3	1	0	0	0	1	5	3.7	
at UNLV Runnin' Rebels	10	0	2	.000	0	1	.000	2	2	1.000	0	2	2	1	0	1	0	1	2	3.6	
at San Diego State	10	1	2	.500	1	2	.500	3	4	.750	0	1	1	0	2	0	0	2	6	3.7	
UNIVERSITY OF WYOMING	13	2	4	.500	1	2	.500	0	1	.000	0	0	0	1	3	1	0	0	2	5	3.8
COLORADO STATE UNIVERSITY	20	1	3	.333	0	2	.000	3	4	.750	0	6	6	2	2	2	1	0	5	3.8	
at Utah	15	2	4	.500	0	1	.000	1	2	.500	1	0	1	2	2	1	0	0	5	3.9	
at New Mexico Lobos	3	0	0	.000	0	0	.000	0	0	.000	0	0	0	1	0	0	0	0	0	3.7	
at Air Force	9	0	0	.000	0	0	.000	0	0	.000	0	0	0	1	0	2	0	0	0	3.6	
vs Air Force	1	0	0	.000	0	0	.000	0	0	.000	0	0	0	0	0	1	0	0	0	3.4	
vs Cincinnati	18	2	4	.500	1	2	.500	1	3	.333	0	1	1	1	0	0	0	0	6	3.5	
<b>Totals</b>	<b>290</b>	<b>26</b>	<b>67</b>	<b>.388</b>	<b>12</b>	<b>45</b>	<b>.267</b>	<b>35</b>	<b>47</b>	<b>.745</b>	<b>3</b>	<b>36</b>	<b>39</b>	<b>28</b>	<b>26</b>	<b>26</b>	<b>2</b>	<b>17</b>	<b>99</b>	<b>3.5</b>	

**BOBIK CAREER STATS**

2000-2001	G-GS	Min	Avg.	TOTAL			3-PTS			FT	FTA	Pct	REBOUNDS			PF	A	Avg.	TO	Blk	Stl	Pts	Avg	
				FG	FGA	Pct	3FG	3FGA	Pct				Off	Def	Tot									
2000-2001	28-0	290	16.4	26	67	.388	12	45	.267	35	47	.745	3	36	39	1.4	28-0	26	0.9	26	2	17	99	3.5
<b>Total</b>	<b>28-0</b>	<b>290</b>	<b>16.4</b>	<b>26</b>	<b>67</b>	<b>.388</b>	<b>12</b>	<b>45</b>	<b>.267</b>	<b>35</b>	<b>47</b>	<b>.745</b>	<b>3</b>	<b>36</b>	<b>39</b>	<b>1.4</b>	<b>28-0</b>	<b>26</b>	<b>0.9</b>	<b>26</b>	<b>2</b>	<b>17</b>	<b>99</b>	<b>3.5</b>

# player profiles



# 34

**SOPHOMORE FORWARD**  
**6-9 225**  
**PROVO, UTAH**


## **jacob chrisman**

**CAPSULE:** A two-sport athlete, Chrisman is also a pitcher on the BYU baseball team ... He announced last spring that he will redshirt basketball this year to play a full season of baseball, but could still try to play both sports this season ... He started practicing with the basketball team in November after the completion of fall baseball workouts ... He could be a significant contributor if he does play basketball ... he is extremely mobile and a strong rebounder ... He is an athletic low post player who can score in multiple ways ... He has developed a nice perimeter game ... A hard worker, he has a knack for the game and finds a way to make plays both on offense and defense ... A slasher-type player who has a nice shooting touch ... He could play both the three and four positions for the Cougars.

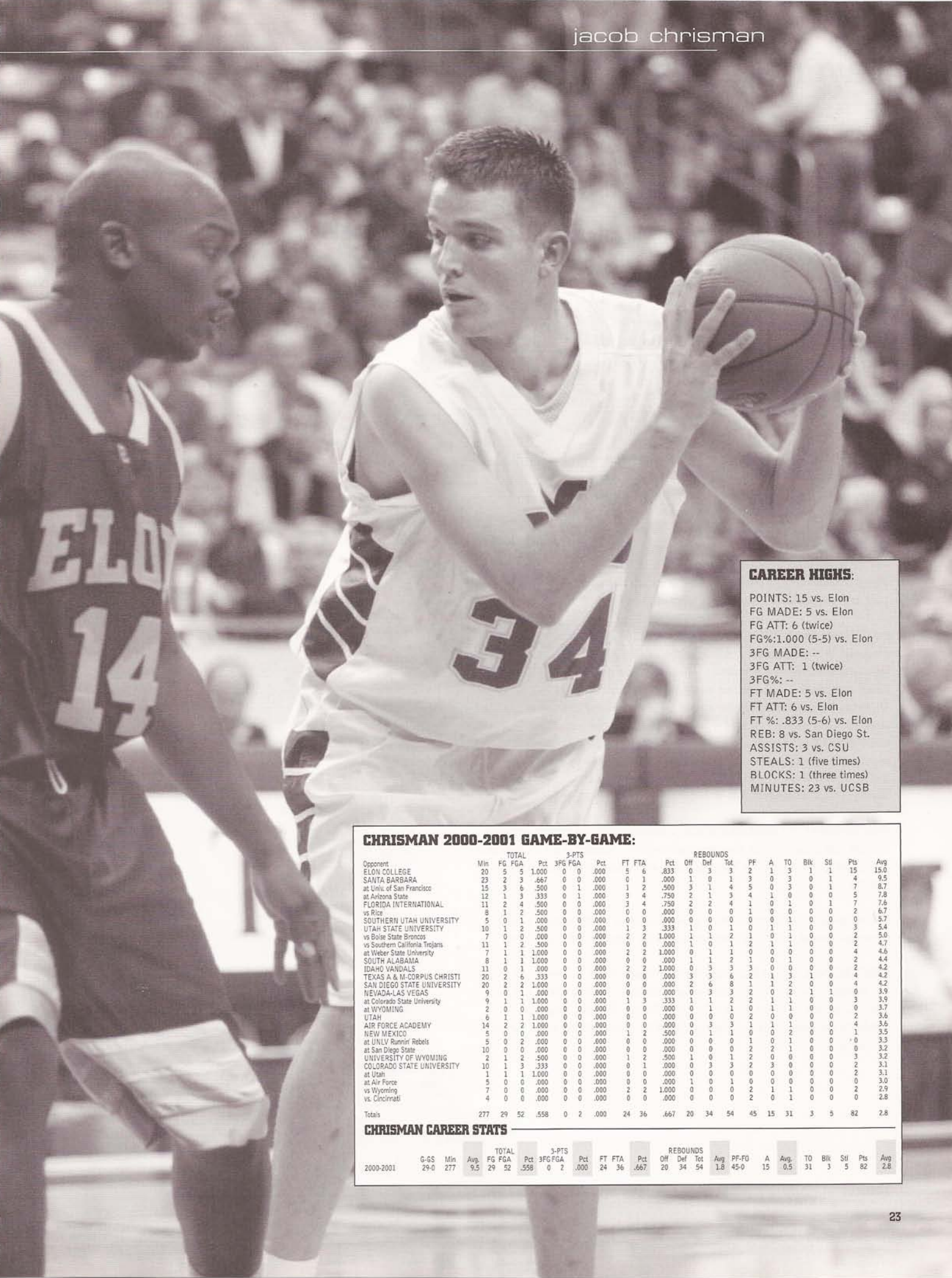
**FRESHMAN (2000-2001):** Chrisman appeared in 29 of 33 games, averaging 2.8 points and 1.9 rebounds in 9.6 minutes per game ... had a season-high 15 points in 20 minutes in the season-opener against Elon College ... pulled down a season-best eight rebounds in 20 minutes against San Diego State ... played a season-high 23 minutes vs. UC Santa Barbara ... shot 55.8 percent from the floor and 66.7 percent from the line ... went 0-2 from three-point range ... had 15 assists on the year, with a season-high three vs. Colorado State ... played 10 or more minutes in 13 games ... scored in 22 of 29 games he appeared in despite not always playing significant minutes ... grabbed a rebound in 21 of 29 games.

**BEFORE BYU:** A two-sport athlete at Provo High School, Chrisman signed to play both basketball and baseball for the Cougars ... was named Deseret News and Salt Lake Tribune all-state in basketball as a junior and senior ... was a three-time all-region player and led his team to the state championship game as a senior ... averaged 21 points, 11 rebounds, 5 assists and 3 blocks as a junior while earning all-state honors ... averaged 23 points, 12 rebounds, 5 assists and 3 blocks as a senior and was named region MVP ... named Utah Valley MVP by the Daily Herald ... Frank Layden Tipoff Club Player of the Month during senior season ... lettered four years in basketball and three years in baseball ... played pitcher and first base on the Provo High baseball team under current BYU baseball coach Vance Law ... was first-team all-state in baseball as a senior ... maintained a 3.9 GPA and graduated with honors ... was recruited by Gonzaga, Santa Clara, Utah and Utah State.

**PERSONAL:** Born December 1981 ... parents are Rick and Lisa Chrisman ... has one brother (Jed) and one sister (Jessica) ... a pitcher on the BYU baseball team, Chrisman is the only person in the family to play basketball ... dad played shortstop for the Cincinnati Reds organization ... brother is a senior rightfielder at the University of Utah and sister a junior outfielder at Colorado - Colorado Springs ... enjoys fishing, golf, camping and long-boarding ... undeclared major.







**CAREER HIGHS:**

POINTS: 15 vs. Elon  
 FG MADE: 5 vs. Elon  
 FG ATT: 6 (twice)  
 FG%: 1.000 (5-5) vs. Elon  
 3FG MADE: --  
 3FG ATT: 1 (twice)  
 3FG%: --  
 FT MADE: 5 vs. Elon  
 FT ATT: 6 vs. Elon  
 FT %: .833 (5-6) vs. Elon  
 REB: 8 vs. San Diego St.  
 ASSISTS: 3 vs. CSU  
 STEALS: 1 (five times)  
 BLOCKS: 1 (three times)  
 MINUTES: 23 vs. UCSB


**CHRISMAN 2000-2001 GAME-BY-GAME:**

Opponent	Min	TOTAL			3-PTS			FT	FTA	Pct	REBOUNDS			PF	A	TO	Blk	Stl	Pts	Avg
		FG	FGA	Pct	3FG	3FGA	Pct				Off	Def	Tot							
ELON COLLEGE	20	5	5	1.000	0	0	.000	5	6	.833	0	3	3	2	1	3	1	1	15	15.0
SANTA BARBARA	23	2	3	.667	0	0	.000	0	1	.000	1	0	1	3	0	3	0	1	4	9.5
at Univ. of San Francisco	15	3	6	.500	0	1	.000	1	2	.500	3	1	4	5	0	3	0	1	7	8.7
at Arizona State	12	1	3	.333	0	1	.000	3	4	.750	2	1	3	4	1	0	0	0	5	7.8
FLORIDA INTERNATIONAL	11	2	4	.500	0	0	.000	3	4	.750	2	2	4	1	0	1	0	1	7	7.6
vs Rice	8	1	2	.500	0	0	.000	0	0	.000	0	0	0	1	0	0	0	0	2	6.7
SOUTHERN UTAH UNIVERSITY	5	0	1	.000	0	0	.000	0	0	.000	0	0	0	0	0	1	0	0	0	5.7
UTAH STATE UNIVERSITY	10	1	2	.500	0	0	.000	1	3	.333	1	0	1	0	1	1	0	0	3	5.4
vs Boise State Broncos	7	0	0	.000	0	0	.000	2	2	1.000	1	1	2	1	0	1	0	0	2	5.0
vs Southern California Trojans	11	1	2	.500	0	0	.000	0	0	.000	1	0	1	2	1	1	0	0	2	4.7
at Weber State University	7	1	1	1.000	0	0	.000	2	2	1.000	0	1	1	0	0	0	0	0	4	4.6
SOUTH ALABAMA	8	1	1	1.000	0	0	.000	0	0	.000	1	1	2	1	0	1	0	0	2	4.4
IDAHO VANDALS	11	0	1	.000	0	0	.000	2	2	1.000	0	3	3	3	0	0	0	0	2	4.2
TEXAS A & M-CORPUS CHRISTI	20	2	6	.333	0	0	.000	0	0	.000	3	3	6	2	1	3	1	0	4	4.2
SAN DIEGO STATE UNIVERSITY	20	2	2	1.000	0	0	.000	0	0	.000	2	6	8	1	1	2	0	0	4	4.2
NEVADA-LAS VEGAS	9	0	1	.000	0	0	.000	0	0	.000	0	3	3	2	0	2	1	1	0	3.9
at Colorado State University	9	1	1	1.000	0	0	.000	1	3	.333	1	1	2	2	1	1	0	0	3	3.9
at WYOMING	2	0	0	.000	0	0	.000	0	0	.000	0	1	1	0	0	1	0	0	0	3.7
UTAH	6	1	1	1.000	0	0	.000	0	0	.000	0	0	0	2	0	0	0	0	2	3.6
AIR FORCE ACADEMY	14	2	2	1.000	0	0	.000	0	0	.000	0	3	3	1	1	1	0	0	4	3.6
NEW MEXICO	5	0	0	.000	0	0	.000	1	2	.500	0	1	1	0	0	2	0	0	1	3.5
at UNLV Runnin' Rebels	5	0	2	.000	0	0	.000	0	0	.000	0	0	0	1	0	1	0	0	0	3.3
at San Diego State	10	0	0	.000	0	0	.000	0	0	.000	0	0	0	2	2	1	0	0	0	3.2
UNIVERSITY OF WYOMING	2	1	2	.500	0	0	.000	1	2	.500	1	0	1	2	0	0	0	0	3	3.2
COLORADO STATE UNIVERSITY	10	1	3	.333	0	0	.000	0	1	.000	0	3	3	2	3	0	0	0	2	3.1
at Utah	1	1	1	1.000	0	0	.000	0	0	.000	0	0	0	0	0	0	0	0	2	3.1
at Air Force	5	0	0	.000	0	0	.000	0	0	.000	1	0	1	0	0	0	0	0	0	3.0
vs Wyoming	7	0	0	.000	0	0	.000	2	2	1.000	0	0	0	2	1	1	0	0	2	2.9
vs Cincinnati	4	0	0	.000	0	0	.000	0	0	.000	0	0	0	2	0	1	0	0	0	2.8
<b>Totals</b>	<b>277</b>	<b>29</b>	<b>52</b>	<b>.558</b>	<b>0</b>	<b>2</b>	<b>.000</b>	<b>24</b>	<b>36</b>	<b>.667</b>	<b>20</b>	<b>34</b>	<b>54</b>	<b>45</b>	<b>15</b>	<b>31</b>	<b>3</b>	<b>5</b>	<b>82</b>	<b>2.8</b>

**CHRISMAN CAREER STATS**

2000-2001	G-S	Min	Avg	TOTAL			3-PTS			FT	FTA	Pct	REBOUNDS			PF-FG	A	Avg	TO	Blk	Stl	Pts	Avg
				FG	FGA	Pct	3FG	3FGA	Pct				Off	Def	Tot								
2000-2001	29-0	277	9.5	29	52	.558	0	2	.000	24	36	.667	20	34	54	45-0	15	0.5	31	3	5	82	2.8

# player profiles



# 40

**SOPHOMORE CENTER**  
**7-0 225**  
**KAYSVILLE, UTAH**

## dan howard

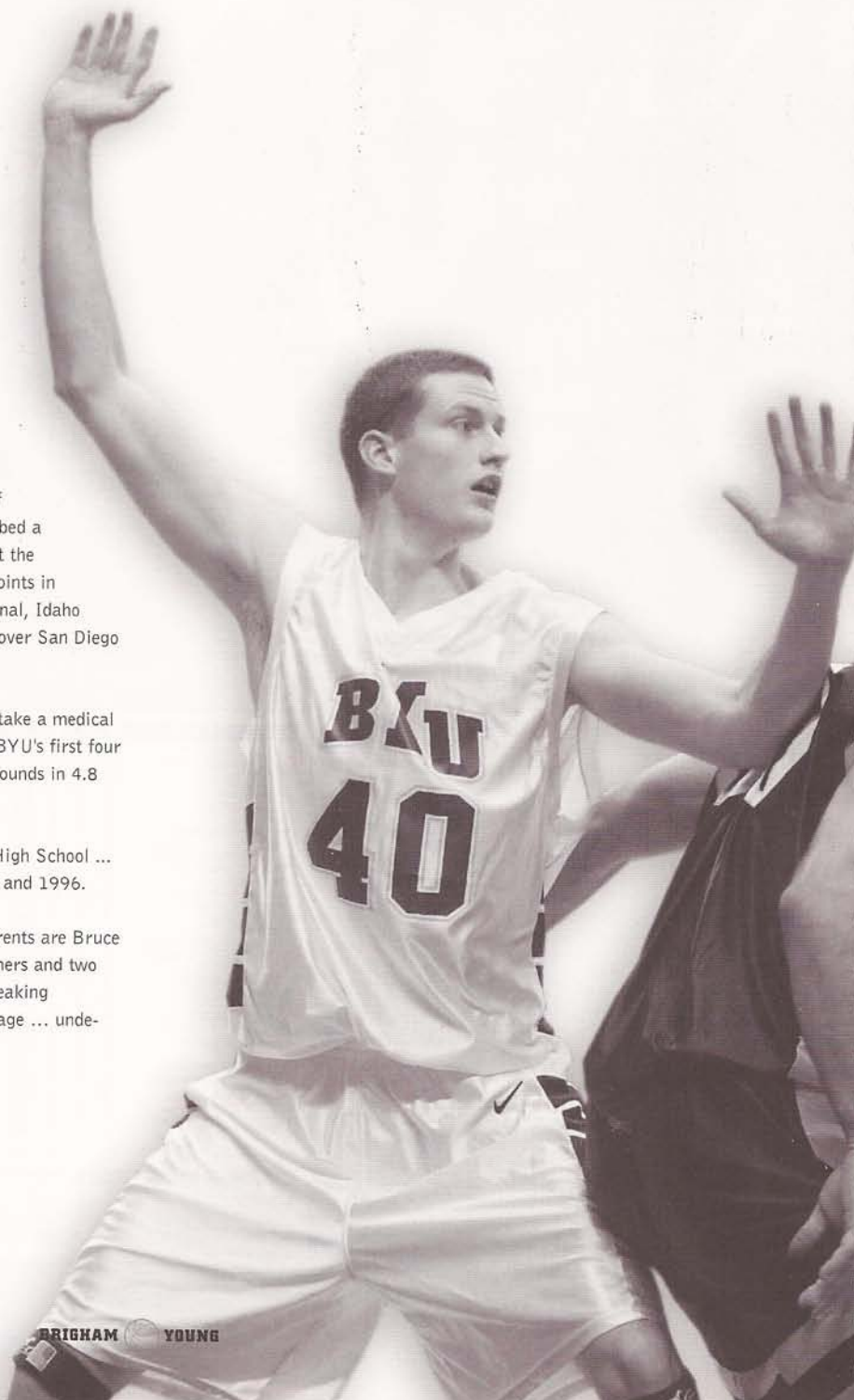
**CAPSULE:** Howard played in 14 games last year in limited action ... The tallest player on the roster, he has a nice touch for a big man ... He has made 8 of his 11 field goal attempts as a Cougar ... A hard worker, he has a knack for the ball and could be a factor in inside this year, especially with the Cougars' losses in the post ... He has not had the opportunity to play a lot of consistent minutes (he played a career-best 12 minutes at San Francisco last year) since last playing for his high school team in 1996.

**FRESHMAN (2000-2001):** Howard played in 14 games in limited action ... averaged 0.9 points and 0.6 rebounds in 3.5 minutes per game ... made 5-8 field goals (.625) and was 2-2 from the line on the year ... scored in five of 14 games he appeared in despite limited opportunities and grabbed a rebound in five games ... scored a season-high 4 points in loss at the University of San Francisco in 12 minutes of play ... scored 2 points in four games, all home wins over Elon College, Florida International, Idaho and San Diego State ... also had season-best 3 rebounds in win over San Diego State ... had 2 rebounds in loss at Arizona State.

**REDSHIRT (1999-2000):** Howard was forced to take a medical redshirt year after his right knee required surgery ... played in BYU's first four games and was 3-3 from the floor (1.5 ppg) and averaged 2 rebounds in 4.8 minutes.

**BEFORE BYU:** Was a three-year letterwinner at Davis High School ... team took second in state in 1996 after winning region in 1995 and 1996.

**PERSONAL:** Born September 1978 in Ogden, Utah ... parents are Bruce and Melody Howard ... fourth child of six children ... three brothers and two sisters ... served an LDS Church mission to Toronto, Canada, speaking Mandarin Chinese ... brother Stephen played for Alaska-Anchorage ... undeclared major.



dan howard

**CAREER HIGHS:**

POINTS: 6 vs. UC Riverside  
 FG MADE: 3 vs. UC Riverside  
 FG ATT: 3 vs. UC Riverside  
 3FG MADE: --  
 3FG ATT: --  
 3FG%: ---  
 FT MADE: 2 at San Francisco  
 FT ATT: 2 (twice)  
 FT %: 1.000 (2-2) at San Francisco  
 REB: 5 vs. UC Riverside  
 ASSISTS: --  
 STEALS: --  
 BLOCKS: 1 (4 times)  
 MINUTES: 12 at San Francisco

**HOWARD 2000-2001 GAME-BY-GAME:**

Opponent	TOTAL				3-PTS			FT	FTA	Pct	REBOUNDS			PF	A	TO	Blk	Stl	Pts	Avg
	Min	FG	FGA	Pct	3FG	FGA	Pct				Off	Def	Tot							
ELON COLLEGE	5	1	1	1.000	0	0	.000	0	0	.000	1	0	1	1	0	0	1	0	2	2.0
at Univ. of San Francisco	12	1	1	1.000	0	0	.000	2	2	1.000	0	0	0	5	0	0	1	0	4	3.0
at Arizona State	2	0	1	.000	0	0	.000	0	0	.000	1	1	2	0	0	0	0	0	0	2.0
FLORIDA INTERNATIONAL vs Southern California Trojans	4	1	1	1.000	0	0	.000	0	0	.000	0	0	0	0	0	0	0	0	2	2.0
SOUTH ALABAMA	1	0	0	.000	0	0	.000	0	0	.000	0	0	0	1	0	0	0	0	0	1.6
IDAHO WANDALS	2	1	1	1.000	0	0	.000	0	0	.000	0	0	0	0	0	0	1	0	0	1.3
SAN DIEGO STATE UNIVERSITY	10	1	2	.500	0	0	.000	0	0	.000	2	1	3	1	1	0	1	0	2	1.5
NEVADA-LAS VEGAS	3	0	1	.000	0	0	.000	0	0	.000	0	0	0	1	0	0	1	0	0	1.3
UTAH	4	0	0	.000	0	0	.000	0	0	.000	0	0	1	1	0	0	0	0	0	1.2
AIR FORCE ACADEMY	1	0	0	.000	0	0	.000	0	0	.000	0	0	0	0	0	0	0	0	0	1.1
COLORADO STATE UNIVERSITY vs Wyoming	1	0	0	.000	0	0	.000	0	0	.000	0	0	0	0	0	0	0	0	0	1.0
vs Cincinnati	2	0	0	.000	0	0	.000	0	0	.000	0	0	0	0	0	0	0	0	0	0.9
Totals	49	5	8	.625	0	0	.000	2	2	1.000	5	3	8	11	0	1	4	0	12	0.9

**HOWARD CAREER STATS**

	G-GS	Min	TOTAL				3-PTS			FT	FTA	Pct	REBOUNDS			PF	A	TO	Blk	Stl	Pts	Avg	
			Avg	FG	FGA	Pct	3FG	FGA	Pct				Off	Def	Tot								
1999-2000	4-0	19	4.8	3	3	1.000	0	0	0	2	.000	3	5	8	2.0	4-0	0	0.0	2	0	6	1.5	
2000-2001	14-0	49	3.5	5	8	.625	0	0	0	2	1.000	5	3	8	0.6	11-1	0	0.0	1	4	0	12	0.9
Total	18-0	68	3.8	8	11	.727	0	0	0	2	.500	8	8	16	0.9	15-1	0	0.0	3	4	0	18	1.0

# player profiles



# 32

**SOPHOMORE FORWARD**  
**6-9 235**  
**ROSWELL, N. M.**

## bart jepsen

**CAPSULE:** Jepsen redshirted last season after returning from an LDS Church mission ... He had suffered a severe break of his leg on his mission ... He will likely play a significant role in the middle as a rebounder and defender who can run the floor well ... A strong physical presence and good rebounder, he could play a role similar to that of outgoing senior Nate Knight ... Before a two-year LDS Church mission, Jepsen started nine times while playing 27 games as a freshman in 1997-98 in Cleveland's first season ... He is the younger brother of former Cougar center Bret Jepsen.

### REDSHIRT (2000-2001)

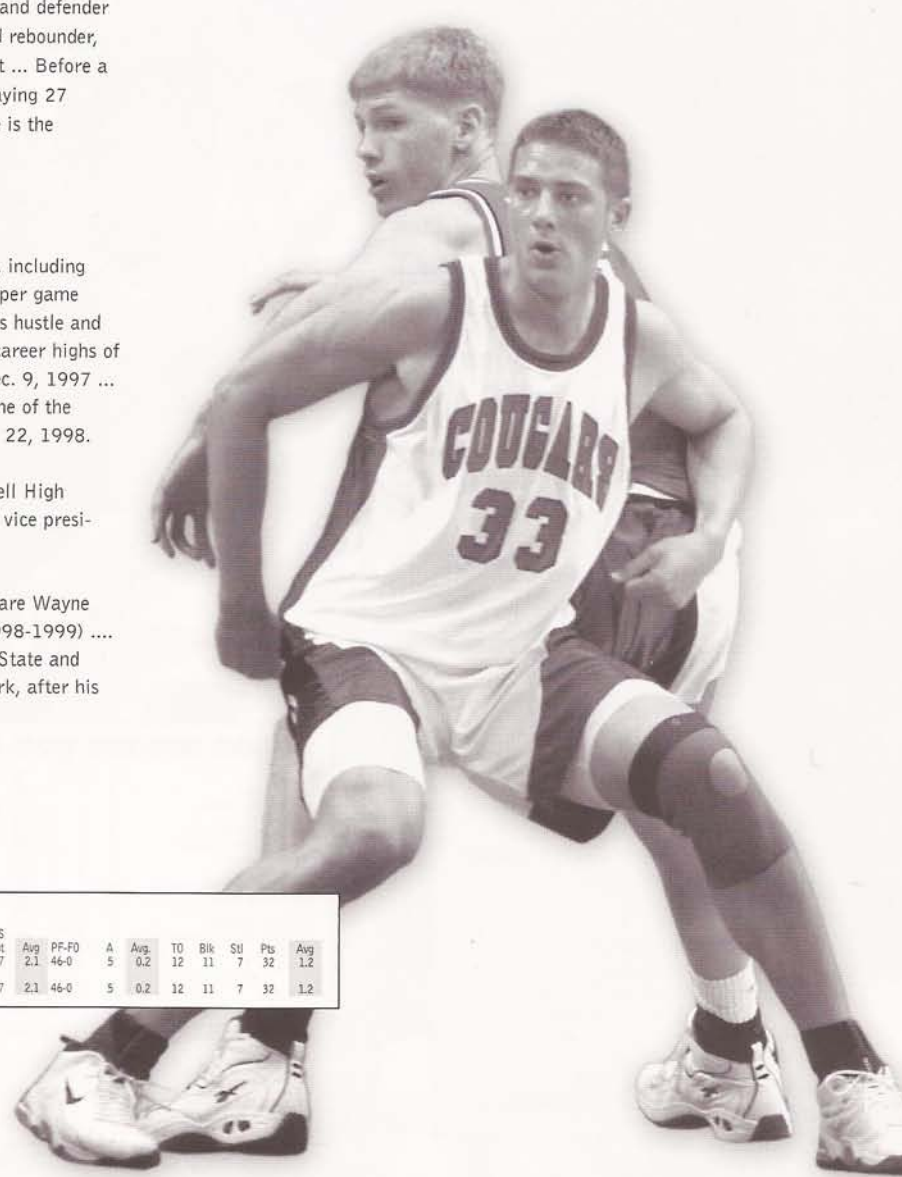
**FRESHMAN (1997-98):** Played in 27 of 30 games, including nine starts .... averaged 1.2 points, 2.1 rebounds in 11.9 minutes per game overall .... earned more and more time on the court because of his hustle and rebounding ... in his first collegiate start he scored 4 points, had career highs of 9 rebounds and 2 assists along with 1 block vs. Washington on Dec. 9, 1997 ... hit the game-winning shot vs. Pepperdine in the championship game of the Cougar Classic ... scored a career-high 7 points vs. UNLV on Jan. 22, 1998.

**BEFORE BYU:** Four-year letterman in basketball at Roswell High School...averaged 15.0 points and 10.0 rebounds ... honor society vice president ... coached by Britt Cooper (Eastern New Mexico).

**PERSONAL:** Born May 1979 in Roswell, N.M. ... parents are Wayne and Jenene ... brother, Bret, played basketball for BYU (1995, 1998-1999) .... recruited by USC, Portland, San Diego, Dartmouth, New Mexico State and Baylor... served a two-year LDS Church mission in Utica, New York, after his freshman season ... undeclared major.


### CAREER HIGHS:

POINTS: 7 at UNLV  
 FG MADE: 3 at UNLV  
 FG ATT: 8 at UNLV  
 FG%: .667 (2-3) vs. Pepperdine  
 3FG MADE: 1 at UNLV  
 3FG ATT: 4 at UNLV  
 3FG%: .250 (1-4) at UNLV  
 FT MADE: 4 vs. Air Force  
 FT ATT: 4 vs. Air Force  
 FT %: 1.000 (4-4) vs. Air Force  
 REB: 9 vs. Washington  
 ASSISTS: 2 vs. Washington  
 STEALS: 2 (twice)  
 BLOCKS: 3 vs. UTEP  
 MINUTES: 35 at Tulsa



### JEPSEN CAREER STATS

	G-GS	Min	TOTAL			3-PTS			FT	FTA	Pct	REBOUNDS			A	Avg.	TO	Blk	SU	Pts	Avg			
			FG	FGA	Pct	3FG	3FGA	Pct				Off	Def	Tot								Avg	Pf	Fd
1997-1998	27-9	321	11.9	13	46	.283	1	9	.111	5	9	.556	18	39	57	2.1	46-0	5	0.2	12	11	7	32	1.2
Total	27-9	321	11.9	13	46	.283	1	9	.111	5	9	.556	18	39	57	2.1	46-0	5	0.2	12	11	7	32	1.2



4

**FRESHMAN FORWARD**  
6-9 220  
**SALT LAKE CITY, UTAH**

## **jesse pinegar**

**CAPSULE:** Pinegar redshirted last year after coming to BYU as one of the Cougars' top recruits and the first of BYU's top-20 recruiting class to commit to the Cougars ... He was rated the top center in the West as a junior and sat out his senior year of high school after shoulder surgery ... An extremely skilled offensive player, he was expected to play a strong role for BYU this season but again injured his shoulder in June ... He will be out until at least December and perhaps longer to recover from the surgery to his left (non dominant) shoulder ... The latest surgery should completely repair the injury ... A mobile, athletic player, he can play the 3, 4 or 5 positions and has excellent range beyond the three-point line ... He is an outstanding passer and a very skilled young offensive post player ... He made significant strides in the weight room this past season before the injury .... He has the tools to play a significant role once healthy.

### **REDSHIRT (2000-2001)**

**BEFORE BYU:** Missed his senior season at Brighton High School due to shoulder surgery ... earned all-state and all-region honors during his sophomore and junior seasons ... named team Most Valuable Player his junior season ... averaged 18 points, 12 rebounds and three blocks his junior year ... coached by Jim Jimas ... excelled during AAU competition as part of state and national AAU championship teams ... named BCI, Athlon Sports, Street and Smith, Nike and Adidas All-American ... selected to BCI, Las Vegas Easter Classic and Spiece all-tournament teams ... named Reno Classic MVP ... recognized as top center in the West by Pac-West magazine ... Fab 15 recruit as best 15 players in 10 western states.

**PERSONAL:** Born September 1981 in Salt Lake City ... parents are Jeffery and Shauna Pinegar ... likes golf and art ... enjoys long-boarding ... graduated from Brighton High School in Salt Lake City with 3.5 GPA ... recruited by Stanford, Arizona, UCLA, Utah, Duke and Syracuse ... will major in business.

# newcomer profiles



# 42

**SOPHOMORE CENTER**  
6-10 260  
SALT LAKE CITY, UTAH

## jon carlisle

**CAPSULE:** Carlisle joins the BYU program after transferring from the University of Utah ... He last played on Utah's Final Four team in 1998 as the primary backup to current Cleveland Cavaliers center Michael Doleac, averaging 2.4 points and 2.1 rebounds in 10.3 minutes per game ... He was granted a waiver of the Mountain West Conference Intra-Conference Transfer Rule to remain a sophomore and has four years to play three seasons ... He has lost 40 pounds since returning while trying to get back into playing condition ... His playing weight as a freshman was 223 pounds ... A skilled post player, he is a solid rebounder and has the talent to be a strong contributor if he can regain his playing shape.


**BEFORE BYU:** (University of Utah, 1998): Carlisle played his freshman season at Utah as the primary backup to current Cleveland Cavaliers center Michael Doleac ... played on Utah's Final Four team, averaging 2.4 points and 2.1 rebounds in 10.3 minutes per game .... (Brighton High School): Carlisle averaged 17.3 points and 10.3 rebounds at Brighton High School in 1997 and was one of three players, including new Cougar teammate Jake Shoff, to earn Region 4 Tri-Player of the Year honors ... coached by Jim Jimas.

**PERSONAL:** Born February 1979 in Richland, Wash. ... parents are Douglas Carlisle and Lori Snyder ... recruited by Utah, BYU, Stanford, Arizona ... open major.



12

FRESHMAN GUARD  
5-11 170  
OREM, UTAH




## shawn opunui

**CAPSULE:** A 1999 all-state point guard at Orem High School (Utah), Opunui enters his freshman season after going on a mission for the Church of Jesus Christ of Latter-day Saints ... He is an athletic point guard who has excellent open-court passing skills and is an outstanding three-point shooter ... He has the ability to break defenses down with the dribble and create offensive opportunities for his teammates .... He loves pushing the ball up the floor and has great court vision .... He averaged 21.7 points and 6.1 assists and shot nearly 91 percent from the free throw line, third best in state history, and 40 percent on three-point attempts as a senior at Orem High ... He should have an opportunity to have an impact as a freshman with the graduation of all-MWC guards Trent Whiting and Terrell Lyday and the loss of Michael Vranes to injury.

**BEFORE BYU:** Opunui earned first-team all-state honors twice as the point guard at Orem High School in Orem, Utah ... also named to the all-region team twice ... averaged 21.7 points and 6.1 assists as senior in 1999 before leaving for an LDS Church mission .... shot nearly 91 percent from the free throw line, third best in state history, and 40 percent on three-point attempts ... his 401 assists put him on the state's top-10 all-time list ... a four-year letterman ... coached by Matt Logan.

**PERSONAL:** Born in September 1980 in Lahaina, Maui, Hawaii ... parents are Teddy and Janeice Opunui ... served a mission for the Church of Jesus Christ of Latter-day Saints to Carlsbad, Calif. ... married to the former Cami Christensen ... recruited by Utah, Northwestern, Iowa, Iowa State, UC Santa Barbara, Pepperdine, San Diego State, Utah State ... open major.



## newcomer profiles



# 52


**FRESHMAN FORWARD/CENTER**  
**6-9 245**  
**WEST HAVEN, UTAH**

## jared jensen

**CAPSULE:** Jensen enters his freshman season as the most prized high school recruit from the state of Utah last season ... He earned the 2001 Deseret News Mr. Basketball Award, scoring 25.8 points and pulling down 13 rebounds per game at Fremont High School ... He is a talented offensive player in the low-post who can also score with his jumper ... He played center in high school but could play power forward or the center position in college .... He will likely play center this season and should get the opportunity to play with the loss of 2001 Mountain West Conference Player of the Year Mekeli Wesley.

**BEFORE BYU:** Jensen earned the 2001 Deseret News Mr. Basketball Award after scoring 25.8 points and pulling down 13 rebounds per game as a senior at Fremont High School ... averaged 17 points and 10 rebounds per game as a junior when he also earned Salt Lake Tribune and Deseret News All-State honors ... earned Ogden Standard Examiner All-Area recognition three years and was the Standard Star player four times ... played center in high school as a four-year starter ... named team MVP ... was academic all-state and graduated with highest honors with 3.996 GPA ... coached by Bernie Graziano.


**PERSONAL:** Born March 1983 in Ogden, Utah ... parents are Arnold and Ruth Jensen ... started as a young child playing basketball with his parents ... recruited by Stanford, Utah, Weber State ... open major.





# 22

**FRESHMAN GUARD**  
6-6 200  
MAGRATH, ALBERTA




## jimmy balderson

**CAPSULE:** Balderson is a 6-foot-6 combo guard who averaged 34 points, 9.2 rebounds and 6.8 assists while leading Magrath High School in Alberta, Canada to a 32-3 record this past season ... He has excellent range from the three-point line and has good size ... He shot 54 percent from the floor and 91 percent from the free throw line at Magrath High ... A skilled young player, he could factor in on perimeter this year ... He plans to leave in the spring on a two-year mission for the Church of Jesus Christ of Latter-day Saints.


**BEFORE BYU:** Balderson averaged 34 points, 9.2 rebounds and 6.8 assists while leading Magrath High School in Alberta, Canada to a 32-3 record as a senior ... shot 54 percent from the floor and 91 percent from the free throw line ... the two-time league MVP and scoring champion ... named the Alberta Player of the Year and was Magrath High School's Male Athlete of the Year ... also selected as Alberta's Quarterback of the Year ... member of All-Canadian Team ... ranked second at Nike All-Canada Camp ... played on the Under 19 Alberta Provincial Team this past summer ... coached at Magrath High by Phil Tollestrup, who played basketball at BYU (1970-72).

**PERSONAL:** Born August 1983 in Magrath, Alberta, Canada ... parents are Wes and Lorraine Balderson ... one of seven children, three boys ... oldest brother was Canadian Inter-University Player of the Year in Canada as a shooting guard while other brother currently plays football for the University of Alberta ... plans to leave in the spring on a two-year mission for the Church of Jesus Christ of Latter-day Saints ... plans on playing on the Canadian National Team after his mission ... open major.



# 10

**FRESHMAN GUARD**  
5-10 165  
VANCOUVER, WASHINGTON

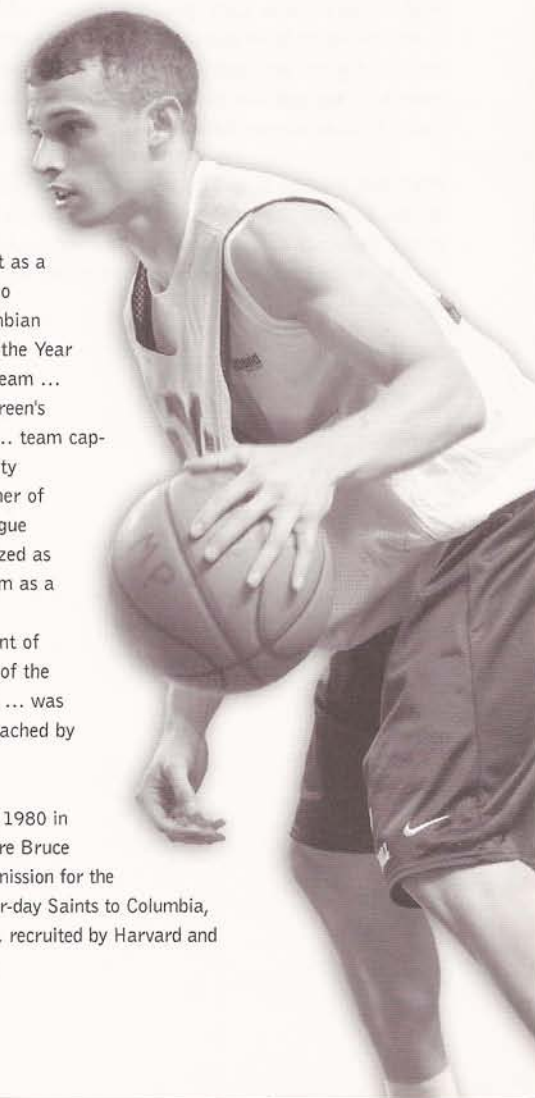


## terry nashif


**CAPSULE:** Nashif is a freshman who served a mission for the Church of Jesus Christ of Latter-day Saints after his senior year in 1999 at Evergreen High School in Vancouver, Wash. ... A smart player who can put down the three-pointer, he knows how to run a team and is an excellent distributor of the ball ... He could factor in at the point along with fellow freshman Shawn Opunui and senior Matt Montague.

**BEFORE BYU:** Nashif was honorable mention All-USA by USA Today as a senior at Evergreen High School in Vancouver, Wash. ... lettered three time in basketball (sophomore-senior), twice in football (junior-senior) and once in tennis (senior) ... was named to the first-team all-state tournament team in 1999 while leading all players in assists at the state tournament ... was second-team all-state tournament as a junior ... selected KVAW radio Athlete of the Year and Columbian (Vancouver, Wash.) Player of the Year ... member of the all-league team ... led league in assists ... Evergreen's Defensive Player of the Year ... team captain ... played for Emerald City Pioneers AAU team the summer of 1998 ... was two-time all-league player in football and recognized as member of all-state game team as a junior ... received honors as Evergreen High School Student of the Year and Scholar Athlete of the Year ... maintained 4.0 GPA ... was Student Body President ... coached by John Triplett.

**PERSONAL:** Born July 1980 in Vancouver, Wash. ... parents are Bruce and Kathy Nashif ... served a mission for the Church of Jesus Christ of Latter-day Saints to Columbia, S.C., returning in July 2001 ... recruited by Harvard and Portland State ... open major.



# newcomer profiles



24


FRESHMAN GUARD  
6-5 195  
SUGAR LAND, TEXAS

## gifford nielsen

**CAPSULE:** Nielsen enters his freshman season after returning from a mission for the Church of Jesus Christ of Latter-day Saints to Barcelona, Spain ... He averaged 17.5 points as an all-district shooting guard at Clements High School in Sugar Land (Houston), Texas in 1998 ... He attended BYU as a student in 1998-99 before serving his mission.

**BEFORE BYU:** Nielsen was an all-district shooting guard at Clements High School in Sugar Land (Houston), Texas in 1998 ... named to the Fort Bend All-District Team along with current NBA player Rashard Lewis ... averaged 17.5 points per game as a senior ... was Clements Team MVP and team captain ... two-year varsity letterman ... was an honor roll student and participated in student government ... coached by Ralph Farley.

**PERSONAL:** Born October 1979 in Houston, Texas ... was born on his father's birthday ... parents are Gifford and Wendy Nielsen ... father Gifford played basketball at BYU (1974-75) and was an All-American quarterback on the Cougar football team before an NFL career with the Houston Oilers ... psychology major.



13

FRESHMAN GUARD  
6-0 170  
PROVO, UTAH

## dane runia

**CAPSULE:** Runia joins BYU after being honored as a two-time all-state guard at Timpview High School in Provo, Utah ... He was recognized his junior year as an honorable mention All-USA player by USA Today ... He is a solid shooter and heady leader ... He will use this year as a redshirt season.

**BEFORE BYU:** Runia was a first-team all-state selection by the Deseret News and Salt Lake Tribune as a senior after earning second-team all-state honors his junior season ... was recognized his junior year as an honorable mention All-USA player by USA Today ... was a member of All-Utah County Team ... played in Utah County All-Star Game ... part of two 4A state title teams at Timpview as a sophomore and junior ... an honor roll student all four years at Timpview ... two-year varsity player ... coached by Perry Wildeboer ... played in Las Vegas/Adidas "Big Time" Tournament this past summer.

**PERSONAL:** Born May 1983 in Provo, Utah ... parents are Scott and Tammy Runia ... father Scott played basketball at BYU (1977-80) ... plans to leave in the spring on a two-year mission for the Church of Jesus Christ of Latter-day Saints ... open major.

# 14

**JUNIOR GUARD**  
6-4 185  
MERIDIAN, IDAHO




## ricky bower

**CAPSULE:** Bower is a transfer from the University of Wisconsin ... He will sit out this season as a redshirt because of NCAA transfer rules ... He is an excellent three-point shooter with good point guard skills ... Despite not being allowed to play this year, his leadership ability in practice and efforts on the scout team will contribute to the team's success ... He should play a significant role on the court in 2002-03.


**BEFORE BYU:** (University of Wisconsin): Bower is an excellent shooter who shot 44 percent from three-point range and 81 percent from the line last year at Wisconsin ... averaged 4.3 points per game ... served a two-year mission to Poland for the Church of Jesus Christ of Latter-day Saints prior to playing at Wisconsin ... (Ricks College): Bower played his freshman season at Ricks College in Rexburg, Idaho ... was named Region 18 MVP ... averaged 16 points and made 48 percent of his three-point attempts ... (Skyview High School): Bower was named the Idaho's Mr. Basketball as a senior at Skyview High, averaging 26.7 points, 6.4 rebounds and 5.7 assists per game.

**PERSONAL:** Born April 1978 in Caldwell, Idaho ... parents are Susan and the late Wayne Bower; stepfather is Robert Carlson ... brother Danny played basketball at BYU (1997-99) ... served a two-year mission to Poland for the Church of Jesus Christ of Latter-day Saints ... recruited by Texas, Northwestern, Utah State, Vanderbilt, Wisconsin, Utah... business major.



# 5

**JUNIOR FORWARD**  
6-9 265  
ALPINE, UTAH




## jake shoff




**CAPSULE:** Shoff is a transfer from Weber State University (Ogden, Utah) ... He will sit out this season as a redshirt because of NCAA transfer rules ... A strong physical player inside, he was third in the nation last year in average rebounds per minute played ... Despite not being allowed to play this year, he will contribute to the team's success as an effective post presence in practices and as a scout team player ... He should have a significant impact in 2002-03.

**BEFORE BYU:** (Weber State University): Shoff started 19 of 28 games as a sophomore last year at Weber State, scoring 7.4 points and pulling down a team-best 6.0 rebounds ... shot 56 percent from the floor ... served a mission for the Church of Jesus Christ of Latter-day Saints to Honduras after his freshman year ... averaged 5.5 points and 4.6 rebounds his freshman season with the Wildcats ... (American Fork High School): Shoff averaged 16 points, 10 rebounds and four assists his senior year at American Fork High School ... one of three players, including new Cougar teammate Jon Carlisle, to earn Region 4 Tri-Player of the Year honors.

**PERSONAL:** Born September 1978 in Biloxi, Miss. ... parents are Carl and Mary Ann Shoff... served two-year mission for the Church of Jesus Christ of Latter-day Saints to Honduras ... married the former Emily Criddle Oct. 26, 2001 ... recruited by Utah, Pepperdine, Weber State, San Francisco, Utah State ... recreation management major.



# style of play



## COUGAR BASKETBALL IS UP TEMPO

The BYU coaching staff is fully engaged in building a program that will be among the nation's best for years to come. Their commitment is to the future of BYU Basketball.

Each player and coach in the program has an opportunity to contribute to that future.


The coaching staff is committed to developing and recruiting student athletes who have a desire to play 94 feet of up-tempo basketball for 40 minutes. Pressure defense and scoring in transition are the foundations of this system.

Defense and aggressive rebounding are the foundation needed to execute the up-tempo style of play that both players and fans enjoy.

BYU's system relies on defensive pressure and on intelligently executed offense, based on strong post play and three-point shooting. BYU's motion offense allows its athletes the freedom to play and emphasizes going through the post.

The coaching staff will focus on recruiting perimeter players who have the versatility to defend, penetrate, and shoot the three. In recruiting post players, BYU will look for those who can defend, run the floor, and score.

The Cougar coaching staff's commitment to the players and fans is an up-tempo style of play that will be the trademark of BYU Basketball through the 21st century.



## UP TEMPO

## PRESSURE 'D'

# BYU COACHING STAFF



steve cleveland

dave rose

# steve cleveland

## steve cleveland • BYU head coach • fifth season, UC-Irvine '76

Steve Cleveland enters his fifth season at the helm of the Cougars in 2001-02. In his four seasons at BYU, Cleveland has proven to be a first-rate recruiter, an excellent coach and player developer, and above all, a winner.

Last year Cleveland guided BYU to its first NCAA tournament bid since 1995, its first conference regular season title since 1993 and its first conference tournament championship since 1992. While rebuilding a program that finished 1-25 before his arrival, he has improved the Cougars each season, posting records of 9-21, 12-16, 22-11 and 24-9. The Cougars also improved upon an NIT season in 1999-2000 to earn an NCAA berth last year.

The past two seasons both rank among of the school's best year's ever in terms of wins dating back to the Cougars' first season in 1902. In fact, only five BYU teams have ever recorded more wins than last year's 24-9 team and only seven have improved upon the 22-11 record in 1999-2000.

The Cougars have improved their conference record each year under Cleveland (4-10 first year; 6-8 second year; 7-7 third year, 10-4 last year). The Cougars are an impressive 29-2 at home the past two years and have improved on the road with 17 away/neutral wins the past two seasons. BYU was a perfect 15-0 in the Marriott Center last year and enters this season with 20 straight home wins, the sixth-longest streak in the nation.

Cleveland's teams have come on strong at the end of each season. Last year BYU won five straight games on the road to secure a share of the MWC regular season title and earn the automatic NCAA bid by claiming the MWC Tournament in Las Vegas. The Cougars won six of their last eight games the prior season, including two MWC tournament wins and two NIT victories. In Cleveland's first year, BYU completed a rare sweep of New Mexico and UTEP on the road to earn a WAC tournament berth. The road sweep of New Mexico and UTEP was the first for BYU since 1990-91 and the 83-62 upset of No.15-ranked New Mexico in the Pit ended the Lobos' 41-game home winning streak. In Cleveland's second season the Cougars had a blowout win over UTEP before a 90-74 conference tournament upset victory over TCU to achieve BYU's first conference tournament win since 1994.

Cleveland has improved BYU each year in post season as well. After guiding his team to the 2000 Mountain West

Conference Tournament finals and the quarterfinals of the NIT in 2000, he coached the Cougars to the 2001 MWC Tournament Championship and an NCAA berth.

As a recruiter, Cleveland has made a similar impact on BYU's program. Cleveland's recruits have proven they are not only committed to Cleveland's vision but also are the kind of players to help make that vision a reality in Provo. Cleveland and his staff have been able to attract top talent from Utah and beyond. BYU has had one of the conference's top players in each of his four seasons. Last year Trent Whiting was named to the MWC Newcomer Team and earned All-MWC Second Team honors while averaging 14.2 points. In 1999-2000, Terrell Lyday was the MWC Newcomer of the Year and was fourth in the league in scoring with a BYU-best 17.1 ppg. He followed in the footsteps of Mark Bigelow, who led the Cougars in scoring (15.0) and rebounding (6.3) while being named the Western Athletic Conference Pacific Division Freshman of the Year and second-team All-WAC in 1998-99 before departing for a two-year LDS Church mission. Ron Selleaze transferred to BYU in Cleveland's first season and earned WAC Newcomer of the Year and second-team all-conference honors.


In October, Cleveland signed a multi-year contract extension with BYU. Before taking the helm with the Cougars on March 11, 1997, Cleveland compiled a 157-77 record at Fresno City College in Fresno, Calif. Cleveland was named coach of the year two times while at FCC and led the Rams to post-season playoffs in each of his seven seasons in Fresno. Cleveland coached 10 years at Fresno's Clovis West High School, compiling a 180-70 record.



### PLAYING CAREER

Cleveland played college basketball at UC Irvine and was the Anteaters' MVP and leading scorer his senior season in 1975-76. Prior to attending UC Irvine, Cleveland was Fresno City College's Most Outstanding Player in 1973-74. Cleveland received a B.A. degree in social science from UC Irvine in 1976, and received a Master's in education administration from Fresno Pacific in 1979.

### PERSONAL

Cleveland, 49, was born in the Los Angeles area and spent most of his life in Fresno, Calif. He served a full-time mission for the Church of Jesus Christ of Latter-day Saints to England from 1971-73. Cleveland was the first head basketball or football coach at BYU to have served a church mission. Cleveland and his wife Kip have three children: sons Casey (23) and Skyler (20) and daughter Katie (11).





## CLEVELAND'S LEDGER

### Brigham Young University

Year	W	L	Pct.	Conf.	Conf. Tourney	Ntl
<b>Tourney</b>						
2000-2001	24	9	.727	10-4 (T-1st)	3-0	0-1 NCAA
1999-2000	22	11	.667	7-7 (sixth MWC)	2-1	2-1 NIT
1998-1999	12	16	.429	6-8 (fifth WAC)	1-1	
1997-1998	9	21	.300	4-10 (sixth WAC)	0-1	
<b>Totals</b>	<b>67</b>	<b>57</b>	<b>.540</b>	<b>27-29 (.482)</b>	<b>6-3 (.667)</b>	<b>2-2 (.500)</b>

### Fresno City College

Year	W	L	Pct.	Conf.	N. Cal	Final 8
1996-97	31	4	.886	13-1 (first)	3-0	1-1
1995-96	22	10	.688	9-5 (second)	1-1	
1994-95	26	11	.703	9-5 (fourth)	3-0	0-1
1993-94	18	13	.581	7-5 (fourth)	0-1	
1992-93	17	15	.531	5-7 (fourth)	1-1	
1991-92	24	10	.706	8-4 (second)	0-1	
1990-91	19	14	.576	4-8 (fifth)	0-1	
<b>Totals</b>	<b>157</b>	<b>77</b>	<b>.671</b>	<b>55-35 (.611)</b>	<b>8-5 (.615)</b>	<b>1-2 (.333)</b>

## WHAT OTHERS HAVE TO SAY ABOUT STEVE CLEVELAND

"Steve really does a nice job. I was impressed with his coaching ability while scouting BYU last year and then playing BYU in the NIT while I was at Notre Dame. He maximizes the talent of his players, which is the goal of every coach. Steve and his staff do some great coaching."

- Matt Doherty, North Carolina Head Basketball Coach

"I think Steve Cleveland and his coaches are doing a great job. I like the things they do and the system they run. I'm excited to see the product they put on the floor."

- Danny Ainge, former NBA player and Phoenix Suns Head Coach

"Not only is Steve Cleveland one of the most positive basketball coaches that I have ever known, but he serves as one of the greatest role models in intercollegiate athletics. I have learned a great deal, on and off the court, from Steve. He has a unique approach to sustaining "balance" required for each player to reach his potential. BYU is very fortunate to have him. The University and basketball program will exceed far more than has ever been expected."

- Larry Shyatt, Clemson Head Basketball Coach

"I coached college basketball nearly 40 years and I am impressed with Steve Cleveland. As far as I'm concerned he was a clear-cut choice for BYU. I think he is right now one of the top 10 coaches in America."

- Gary Colson, UC Santa Barbara Associate Athletic Director

"Steve has been a friend and a college colleague for a number of years. He has a unique passion for the game equal to his passion for people. He brings a lot of zest and enjoyment to competition and has the competitive drive and knowledge to compete and be successful at this level."

- Pat Douglass, UC Irvine Head Basketball Coach

"Steve Cleveland is intelligent, organized and knowledgeable. His best attribute is that he is intense - he knows how to get things done. The players will enjoy playing for him. BYU picked the right person."

- Philip Mathews, University of San Francisco Head Basketball Coach

# steve cleveland

## BYU'S IMPROVEMENT UNDER CLEVELAND

### • FOUR-YEAR IMPROVEMENT UNDER CLEVELAND

	Overall	Home	Conf.	Postseason
Year 1	9-12	4-10	4-10	0-1 WAC Tourney record
Year 2	12-16	9-5	6-8	1-1 WAC Tourney record
Year 3	22-11	14-2	7-7	2-1 MWC Tourney record 2-1 NIT record
Year 4	24-9	15-0	10-4	3-0 MWC Tourney record 0-1 NCAA Tourney record

- **WINNING IN MARCH** – BYU has come on strong late in each season under Cleveland, with a 12-5 record in March over the past four years. BYU was 11-3 in the past two seasons, including a 5-1 record last March. With the MWC title on the line, the Cougars won all five games in March on the road.
- **FAN SUPPORT** – Fan support in the Marriott Center has improved each year under Cleveland. BYU averaged 15,608 in its seven conference home contests last year, compared to 13,464 and 11,562 the prior two seasons. The top crowd last season was 19,098 in BYU's win over rival Utah on ESPN. Overall average attendance has grown from 8,430 in Cleveland's first season to 11,452 last year

## A VERY IMPORTANT DECISION


One of the most difficult decisions for any young person is the selection of a university at which to pursue a college degree. As a student athlete with exceptional athletic skills, the selection of the university and basketball program that is right for you takes on added importance.

I urge you to carefully evaluate every facet of each university and basketball program you consider. Closely examine the Head Coach, his staff, the academic and athletic facilities, the academic reputation of the institution, the community and the total environment. You should feel comfortable knowing this is where you will live and experience some of the most exciting years of your life.



Our philosophy at BYU is that it is the players' program, not the coaches' program. It is our responsibility to provide an environment that contributes to the successful development of both the student and the athlete. A positive, rewarding collegiate and basketball experience is our commitment to every player in the program.

The BYU Basketball program is built on a foundation of academic, athletic and personal integrity.

I encourage you to closely examine what Brigham Young University has to offer.



Steve Cleveland  
Head Coach  
Brigham Young University





## assistant coaches

David Rose joined BYU's coaching staff with Steve Cleveland in the spring of 1997 and serves as associate head coach. Rose fulfills a variety of responsibilities under coach Cleveland and has played a significant role in the coaching staff's success on and off the court.

As the recruiting coordinator, he manages the staff's recruiting efforts, which have proven to be among the best in the country. McDonald's All-American forward, Garner Meads, headlined six talented players to sign with the Cougars in 2000. As one of the best recruiting classes to ever sign at BYU, the 2000 class was rated in the top-20 nationally and second among team's in the West. Last year, Jared Jensen, Mr. Basketball in Utah, and all-state point guard Shawn Opunui signed with BYU.

Rose also oversees scheduling. BYU has played many of the nation's top teams over the past several years, thanks in part to relationships Rose has developed with programs across the country. In 2001-2002 BYU's schedule has seven conference champions, including Stanford. On the court, Rose coaches the team's post players and develops the defensive game plan. Prior to coming to

BYU, Rose was head coach at Dixie College in St. George, Utah. In seven years, his teams compiled a 167-57 record and won three conference championships. Six of his seven teams were nationally ranked in the top-20 of the NJCAA polls. During his tenure as head coach, 97 percent of his players graduated.



**dave rose**  
associate head coach

Before assuming the head coaching position at Dixie, Rose served as an assistant coach at Dixie under Ken Wagner. He coached multiple sports at Millard and Pine View High Schools before joining the staff at Dixie.

### PLAYING CAREER

Rose was a two-sport athlete at Dixie College before transferring to Houston, where he was a shooting guard and co-captain of the famous "Phi Slamma Jamma" team featuring Hakeem Olajuwon and Clyde Drexler. In 1983 his Houston team was ranked No. 1 nationally and finished second in the NCAA tournament. At Houston, Rose played in 1980-81, redshirted in 1981-82, and played his final year in 1982-83.


At Dixie, Rose was first team all-league in both basketball and baseball. Rose was also the Region 18 batting champion hitting .421 as a center fielder. While playing basketball for Houston's Northbrook High School, he led the District 16AAAA in scoring, was selected first team all district and All-Greater Houston, and was named team MVP.

### PERSONAL

A native of Houston, Texas, Rose, 43, is married to the former Cheryl Lang and they have three children, Chanell, 20; Garrett, 17; and Taylor, 7. Chanell is a forward on the BYU women's basketball team. Rose served an LDS Church mission to Manchester, England, between his two years as a player at Dixie College.

### CLEVELAND ON ROSE

Dave has great coaching expertise, along with the ability to recruit throughout the country. He has done an outstanding job coordinating recruiting, scheduling and all of our summer camps. Dave's leadership on and off the floor has been a great asset to our program. Dave is an insightful coach who has a total understanding of the game.



# assistant coaches



## andy toolson

assistant coach

Andy Toolson joined Steve Cleveland's basketball staff in May 2001 after an 11-year professional career in Europe and the NBA. His primary responsibilities on the coaching staff includes recruiting, academics, offensive skill development and game preparation.

The former BYU star began his professional career as a rookie with the Utah Jazz during the 1990-91 season and played part of another season with the Jazz. Overseas he played in Italy, Greece and Spain. Toolson was twice named to the ULEB All-Star team in Europe.


While at BYU the 6-foot-6 guard played three seasons for Ladell Anderson (1984-85, 1987-88, 1988-89) and one year for Roger Reid (1989-90). As a senior, Toolson became only the fifth Cougar to be named Academic All-American and also earned All-WAC Second Team honors averaging 18.3 points and helping BYU win the 1990 WAC title.

He played on two conference championship teams that advanced to the NCAA tournament, including the 1988 team that won 17 consecutive games and achieved a No. 2 national ranking. He still holds BYU records for career three-pointers made (141), most threes in a season (74) and best single-game free throw percentage (14-14, 1.000). He ranks second for consecutive games with a three-pointer (16), third in career three-point percentage (.437) and 11th in career points scored (1,388).

A native of Twin Falls, Idaho, Toolson, 35, served a mission for the Church of Jesus Christ of Latter-day Saints to Concepcion, Chile from 1985-87. He earned a BA in International Relations from BYU in 1990 and an MA in Social Science from Syracuse in 1999. He is married to the former Holly Hill and they have four children.

### CLEVELAND ON TOOLSEN

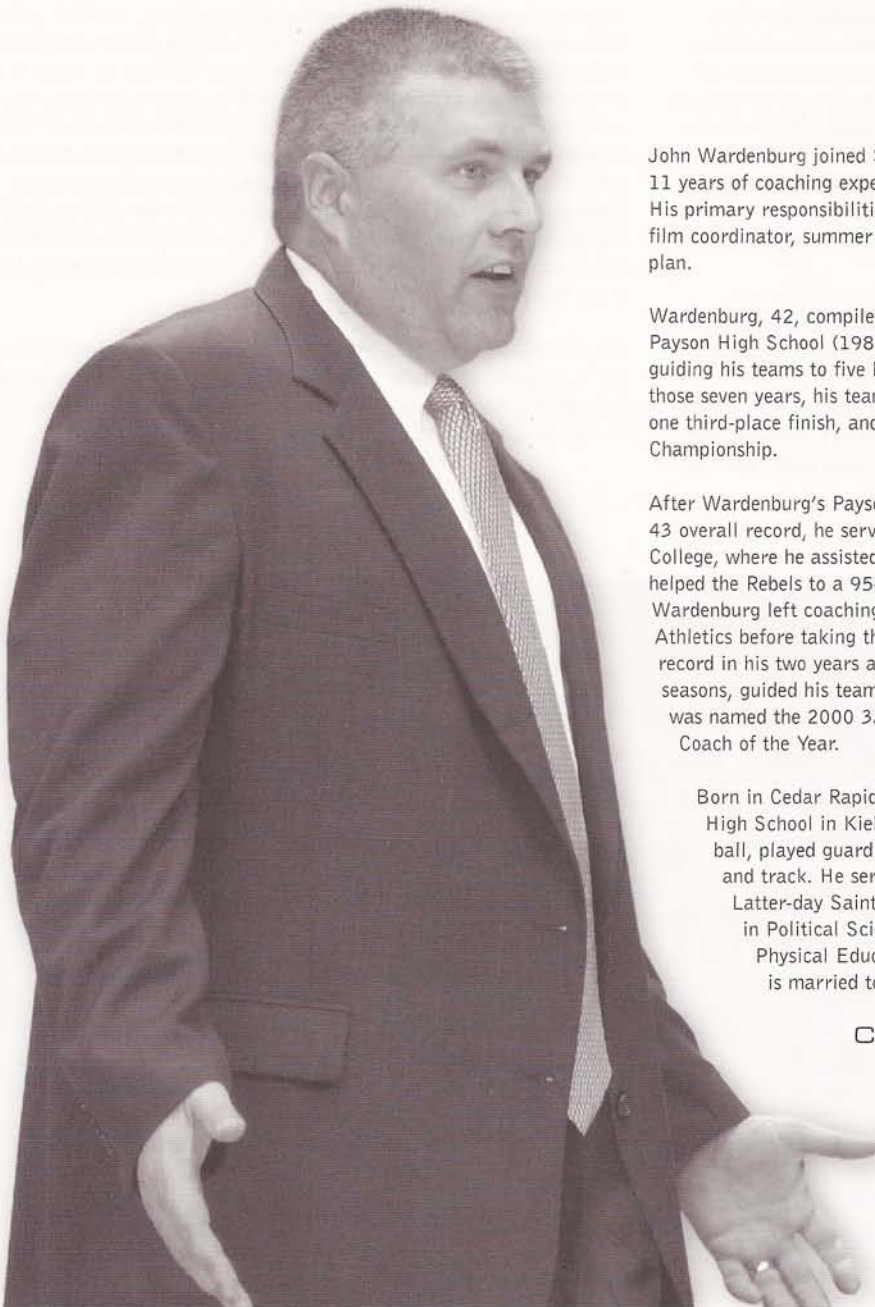
"Andy's extensive and diverse collegiate and professional experience will be a great foundation in his development as a Division I coach and recruiter. I have great respect for Andy's work ethic and passion for the game. As a professional athlete, Andy has been able to attain a real balance in his life and continues to be a great ambassador for BYU and the Church."



## assistant coaches



### **john wardenburg** assistant coach



John Wardenburg joined Steve Cleveland's basketball staff in May 2001 with 11 years of coaching experience at the high school and junior college levels. His primary responsibilities on the staff includes defensive skill development, film coordinator, summer camp director and helps develop the defensive game plan.

Wardenburg, 42, compiled a 105-62 record in seven years as a head coach at Payson High School (1988-93) and Pine View High School (1999-01) while guiding his teams to five league titles and seven state tournament berths. In those seven years, his teams earned three fifth-place state tournament finishes, one third-place finish, and his 2001 Pine View team won the 3A Utah State Championship.

After Wardenburg's Payson teams claimed three league titles and posted a 76-43 overall record, he served as an assistant coach from 1993-97 at Dixie College, where he assisted current BYU Associate Head Coach Dave Rose and helped the Rebels to a 95-31 record and a national ranking as high as No. 2. Wardenburg left coaching for two years to become Dixie's Director of Athletics before taking the head-coaching job at Pine View. With a 29-19 record in his two years at Pine View, Wardenburg won the league title both seasons, guided his teams to a third-place state finish and the state title and was named the 2000 3A Coach of the Year and the 2001 Championship Coach of the Year.

Born in Cedar Rapids, Iowa, Wardenburg was a four-sport athlete at Kiel High School in Kiel, Wis., where he was second-team all-state in football, played guard on the basketball team and participated in baseball and track. He served a mission for the Church of Jesus Christ of Latter-day Saints to The Netherlands from 1977-79 and earned a BA in Political Science from BYU in 1986 and an MA in Health, Physical Education and Recreation from Utah State in 1992. He is married to the former Pam Guthrie and they have four sons.

#### CLEVELAND ON WARDENBURG

"John has a great understanding of the game and has the respect of high school coaches throughout the state. I've known John for 10 years and I've always loved the intensity his teams display at the defensive end of the court. The one attribute I respect most about John is that he is a great teacher of the game."

# basketball administration




**nate call**  
director of basketball operations

Nathan Call enters his first year as the director of basketball operations after four seasons as an assistant coach. As an assistant coach, he filled a variety of assignments, including film-editing and scouting, recruiting and coaching the team's perimeter players. Call worked closely with BYU's point guards and perimeter players and assisted coach Cleveland with the offense. Prior to coming to BYU, Call was an assistant coach to Jeff Reinert at Utah Valley State College for three seasons. At UVSC, he helped the Wolverines to records of 22-10 in 1994-95, 29-6 in 1995-96 and 24-8 in 1996-97. He also worked with athletic promotions and marketing.

An All-Western Athletic Conference point guard at BYU, Call earned Honorable Mention All-America honors as well in 1992. That year he led the Cougars to a 25-7 record, the WAC title and an NCAA tournament berth. He was named to the WAC's all-defensive team and set a BYU record for career games with 129. Call had 204 assists in 1991-92 and 164 assists in 1990-91 — the top-two BYU season assist totals. Considered at the time as the most underrated player in the WAC, Call was a gritty point guard who rou-

tinely excelled with the toughest defensive assignments. In 1992 at Colorado State, he drove the length of the court in the closing seconds of regulation to knot the game at 62-all. In overtime, he scored six of his 23 points to lead BYU to victory. A couple of weeks later in Provo, Call again drove the length of the court against the University of Utah and dished off to Gary Trost for the winning layup. At Tulsa he scored a career-high 30 points and was named WAC Player of the Week. Call garnered recognition as an Honorable Mention All-America. Before playing at BYU, Call was a standout athlete at Capistrano High in California. He earned All-CIF honors in basketball, football and baseball, and was named Southern California High School Athlete of the Year.

Call, 33, has a bachelor's degree in sports business management from BYU and is currently working on an MBA. After graduating from Capistrano High in California, he interrupted his career at BYU to serve a two-year LDS Church mission to La Paz, Bolivia.



2001-02  
BYU COUGARS

## **jay omer** head strength & conditioning coach

As the head strength and conditioning coach, Omer is responsible for implementing and directing team weight training and conditioning programs for each of the University's 21 intercollegiate sports. In 1997, Omer was honored by the National Strength and Conditioning Association as the Strength and Conditioning Professional of the Year for the Atlantic Coast Conference. He previously served as Director of Strength and Conditioning Georgia Tech from 1993-2001, Washington State from 1990-1993 and at East Carolina University from 1987-90. Omer also worked as an assistant strength coach at Tulane University from 1985-87 and as a graduate assistant at Auburn University from 1984-85. From 1976-84, Omer was the head football coach and athletic director for the Duchesne School District in Duchesne, Utah. He earned a Master's degree from Auburn in 1985, in education with an emphasis in exercise physiology and strength training. Omer and his wife Vicki, have four children; Nissa (23), Keely (22), Joe (20) and Travis (13).



## **steve pincock** basketball trainer

Assistant trainer Steve Pincock will once again be the head trainer for the men's basketball program this season. A former student trainer at BYU, Pincock was the trainer and strength coach at Snow College for two years before returning to BYU in 1993. Pincock graduated from Ricks College, went to Utah State and graduated from BYU in 1990. He was a three-time All-American in powerlifting. Pincock served an LDS mission in Brisbane, Australia. He and his wife, the former Cecilia Diaz, have a son Caleb (8) and a daughter Marisa (4).



## **zeffie nelson** basketball office secretary

Zeffie Nelson joined the basketball staff in 1998 as the Office Secretary. Her responsibilities range from managing the office functions to administrative and recruiting support. She attended BYU and UVSC and has a secretarial background as well as in business administration. Zeffie says coming to work in the basketball office is a real pleasure and that athletics is second nature to her because of being married to a former coach. Zeffie was raised in Centerville, Utah, and married her High School sweetheart David G. Nelson IV from Bountiful, a former UVSC baseball coach and BYU baseball player. They have lived in Orem for 30 years and have six children: David G V (Jodi), Kimberlee, Mattie Weatherly (John), Breck, Kamron, Mac and three grandchildren. Having worked most of her life, she enjoys a variety of responsibilities and challenges. She loves following her children, who are also very involved in athletics.



**Jenna McEwen**  
Assistant Basketball  
Secretary



**Jeff Hurst**  
Grad. Assistant Trainer



**Chad Martineau**  
Student Assistant  
Trainer



**CAMERON STEWART**  
Basketball Team  
Manager



**JUSTIN McCLURE**  
Assist. Strength &  
Conditioning Coach

# commitment to cougar basketball

## MISSION STATEMENT

BYU Basketball is a program founded on commitments between players and coaches. It is a philosophy which will provide a quality basketball experience for players, students, and fans.

## BYU BASKETBALL IS COMMITTED:

- To supporting the academic and athletic needs and goals of the student athlete.
- To demonstrating those values that will develop the personal character and integrity of the student athlete.
- To providing an environment that contributes to sincere personal relationships between player(s) and coach(es).
- To pursuing diversity and excellence in recruiting the top student athletes in the world who share the values of Brigham Young University.
- To encouraging a partnership that includes former players, the student body, alumni, fans, media, faculty, staff and administration.
- To providing a quality and up-tempo style of play which will be fun and exciting for the students and fans.
- To maintaining the great tradition of academic and athletic excellence.

## WHAT ARE WE DOING?


1. Staff: Experienced, passionate, energetic, committed, great chemistry, players' coaches.
2. Partnership: Former players, current players and families, students, fans, alumni, administration, faculty, media, and High School/Junior College coaches.
3. Environment: Player-coach relationship, a program of commitments.
4. Skill Development: Commitment to player development.
5. Recruiting: Diversity and excellence, top players in the world.
6. Style of Play: Exciting, entertaining, successful.
7. Public Relations: Coach Cleveland's commitment to the media, the community, and the church.
8. Upgraded Schedule: Seven Conference Champions, Pac-10's Stanford in Las Vegas Showdown, Tough Mountain West Conference.
9. Current Challenge: We've created expectations over the last four years. Now our challenge is to continue to win conference championships and earn NCAA Tournament berths.



An aerial photograph of the Brigham Young University campus. The image shows a large stadium filled with spectators in the center, surrounded by various university buildings, parking lots, and green spaces. In the background, a range of mountains is visible under a clear sky. The text "BRIGHAM YOUNG UNIVERSITY" is overlaid in white, bold, capital letters across the middle of the image.

BRIGHAM YOUNG UNIVERSITY


# brigham young university



Brigham Young University was founded in 1875 and is sponsored by The Church of Jesus Christ of Latter-day Saints. Competition for admission is stiff. In fall 2000, the average freshman admitted had a 3.76 GPA and a 27.6 composite score on the ACT. According to the National Merit Scholarship Corporation, in its annual ranking of colleges and universities enrolling freshmen Merit Scholars named each year, BYU ranked 14th in the nation with its admittance of 130 freshmen Merit Scholars in 2000. The attention to academics doesn't end after admission to the university. BYU is one of the leaders in students who are awarded National Science Foundation fellowships; eight students received awards in 2000. During the last decade,

BYU has also claimed 10 Fulbright Scholars, 10 Phi Kappa Phi Scholarship recipients, five Mellon Fellows, two Rhodes scholars, two Harry S. Truman Scholars, and several law clerks to the U.S. Supreme Court.

In their August 2000 ranking of undergraduate programs, U.S. News and World Report ranked BYU 78th overall of 228 schools, with the Marriott School's accounting program ranked 6th. The Marriott School's graduate and undergraduate accounting programs were each ranked third in the nation in the Public Accounting Report's Annual Survey of Accounting Professors. In its March 2001 ranking of graduate programs, U.S. News and World Report








ranked BYU's J. Reuben Clark Law School and the Marriott School of Management among the top 50 in the nation.


In 1999, a 234,000-square-foot underground addition was added to the Harold B. Lee Library. The five-floor library has two floors underground, provides seating for 4,000 and houses more than three million volumes, including an extensive collection of pamphlets and titles on microfilm as well as a genealogical library and a vast array of audio and visual materials.

Brigham Young University is the largest church-sponsored private university in the nation. Located about 45 miles south of Salt Lake City in Provo, Utah, the 600-acre campus sits at the western base of the Wasatch Mountains, part of the Rocky Mountain Range. Utah Valley, with a population of over 340,000 offers BYU a beautiful setting with 11,750-foot Mount Timpanogos on the northeast and 23-mile-long Utah Lake on the west.



**"This institution is unique. It is remarkable. It is a continuing experiment on a great premise that a large and complex university can be first-class academically while nurturing an environment of faith in God and the practice of Christian principles."**

**— Gordon B. Hinckley**





"Our education... should improve our minds and fit us for increased usefulness; to make us of greater service in the human family."

— Brigham Young

BYU offers bachelor's degrees in 203 academic programs, master's degrees in 74, juris doctorates in one and doctorates in 28. The degrees are supplemented with various on-campus internships, plus opportunities to study abroad internationally.



## BYU'S COLLEGES

- College of Biology and Agriculture
- College of Engineering and Technology
- College of Family, Home, and Social Sciences
- College of Fine Arts and Communications
- College of Health and Human Performance
- College of Humanities
- College of Nursing
- College of Physical and Mathematical Sciences
- David O. McKay School of Education\*
- J. Reuben Clark Law School\*
- Marriott School of Management\*

\*Also professional schools



BYU also has campuses in Hawaii, Jerusalem and Idaho. Located on Hawaii's north shore, BYU's Hawaii campus is a respected four-year university with an enrollment of over 2,000 students from over 60 nations. Adjacent to the campus is one of Hawaii's top attractions, the Polynesian Cultural Center, which employs nearly 600 students. Established in 1987, the BYU Jerusalem Center for Near Eastern Studies gives students an up-close look at sites of the Old and New Testament. Ricks College, formerly a two-year college in Rexburg,




Idaho, is currently undergoing transition to a four-year university named Brigham Young University-Idaho.

BYU students come from all 50 states, the District of Columbia, and more than 100 countries. Approximately 50 percent are




men, 50 percent are women, and 76 percent of the student body is single. Ninety-nine percent of the students are members of the Church of Jesus Christ of Latter-day Saints and 1% represent over 20 other religions. Eighty-one percent of the men and 13 percent of the women have served full-time missions for the LDS Church. More than 70 percent of BYU students speak a second language.

Full-time enrollment for fall semester 2000 totalled 30,069 with another 2,485 part-time day students and 1,091 evening school students. Of the full-time day students, 28,257 are undergraduates and 1,812 are graduate students.



Although 99 percent of the student body is LDS, more than 20 other denominations are represented at BYU. Admission is open to those of any race, color, creed or national origin, provided they meet the university's academic requirements and their conduct conforms to the BYU Honor Code.




# distinguished alumni



JAYNE CLAYSON



STEVE YOUNG



MIKE WEIR



ANDY REID

BYU is the alma mater of many outstanding men and women. More than 80 have become presidents of colleges and universities, such as the University of California, the University of Minnesota, UCLA, University of Oklahoma, San Jose State, and the University of Oregon. Some of the distinguished alumni include:

- Danny Ainge ('92): Former NBA basketball player and Phoenix Suns head coach.
- Ezra Taft Benson ('27): President of the LDS Church from 1985-1994, U.S. Secretary of Agriculture under President Dwight D. Eisenhower.
- Brian Billick ('76): Current head coach of the NFL's Baltimore Ravens
- Don Bluth ('67): Director, producer, animator of feature films.
- Paul D. Boyer ('39): Nobel Prize in Chemistry, 1997.
- Orson Scott Card ('75): Author of science fiction stories, plays, and books.
- Todd Christensen ('78): Former All-Pro Tight End; current ESPN Announcer
- David Wayne Checketts (MBA, '81): President of Madison Square Gardens
- Jayne Clayson: Emmy award-winning co-anchor of the CBS Early Show
- Kresimir Cosic: First-team Basketball All-American and former coach of the Yugoslavian National Team
- Stephen R. Covey ('76): Heads Covey Leadership Foundation; author of "Seven Habits of Highly Effective People."
- Ty Detmer ('92): 1990 Heisman Trophy winner and current NFL quarterback with the Cleveland Browns
- Philo T. Farnsworth ('27): One of the fathers of television.
- Harvey Fletcher ('07): Father of stereophonic sound.
- James C. Fletcher ('44): Former president of the University of Utah; former chief of the National Aeronautics and Space Administration.
- Frank Fredericks ('91): Two silver medals in the '92 and the '96 Olympics
- Alema Harrington ('88): current sportscaster and sports anchor for KSL-TV Channel 5 Salt Lake City
- Orrin G. Hatch ('59): U.S. Senator, Utah.
- Sharlene Wells Hawkes ('88): 1985 Miss America.
- Tiffany Lott-Hogan ('98): World Record holder in the 55-meter Hurdles and one of the nation's top Heptathletes
- Jeffrey R. Holland ('66): Former president of BYU, currently a member of the Quorum of the Twelve Apostles of the LDS Church.
- Wally Joyner ('82): Major League Baseball player, currently with the Atlanta Braves
- Michelle King ('76): Long-time news anchor for KUTV Utah News
- Rex E. Lee ('60): Former Solicitor General of the United States, former president of BYU.
- Keith Merrill ('67): Academy Award-winning film maker.
- Ryan Millar ('99): Three-time first-team All-American Volleyball player and current member of the U.S. National Team
- Johnny Miller ('69): Legendary professional golfer and television golf analyst.
- Dale Murphy ('82): Former Atlanta Braves baseball player, two-time MLB MVP.
- Hugh W. Nibley ('46): Egyptologist, linguist, author, scholar.
- Dallin H. Oaks ('54): Former Utah Supreme Court Justice; former chair of PBS and president of BYU; a member of the Quorum of the Twelve Apostles of the LDS Church.
- Esther E. Peterson ('27): Assistant Secretary of Labor under U.S. Presidents John F. Kennedy and Lyndon B. Johnson; Consumer Affairs Adviser to President Jimmy Carter.
- Roger B. Porter ('69): Former director of the White House Office of Policy Development under former President Ronald Reagan.
- Andy Reid ('80): Current head coach of the NFL's Philadelphia Eagles.
- Mitt Romney, Founder Bain Capital and current President of the Salt Lake Olympic Organizing Committee
- David A. Sawyer ('68): Major General in the Air Force, director for Operational Plans in the Pentagon.
- Vai Sihakema ('85): Sports anchor/reporter for Philadelphia NBC10 (WCAU); Former NFL punt return star
- Alexander George Sutherland ('83): Associate Justice, U.S. Supreme Court.
- Kevin Towers: General Manager of Major League Baseball's San Diego Padres
- Mike Wier ('92): Among the top current money winners on the PGA Tour
- Steve Young ('84; JD, '95): Two-time NFL MVP with the San Francisco 49ers.

# BYU'S ATHLETIC FACILITIES



# athletic facilities

BYU'S NEW MILLER BASEBALL/SOFTBALL COMPLEX



Adjacent to BYU's recently remodeled outdoor tennis complex is BYU's South Field—home of BYU's men's and women's soccer teams—and the Smith Fieldhouse. The Smith Fieldhouse contains facilities for nearly every sport, including a one-fifth mile rubberized track that surrounds three basketball courts and an artificial turf practice area.



BYU's track stadium is acclaimed by coaches and athletes as one of the finest in the nation. A compact design allows spectators to watch both running and field events at the same time. The NCAA Outdoor Track and Field Championships were held at BYU in 1967, 1975, 1982 and 1989.

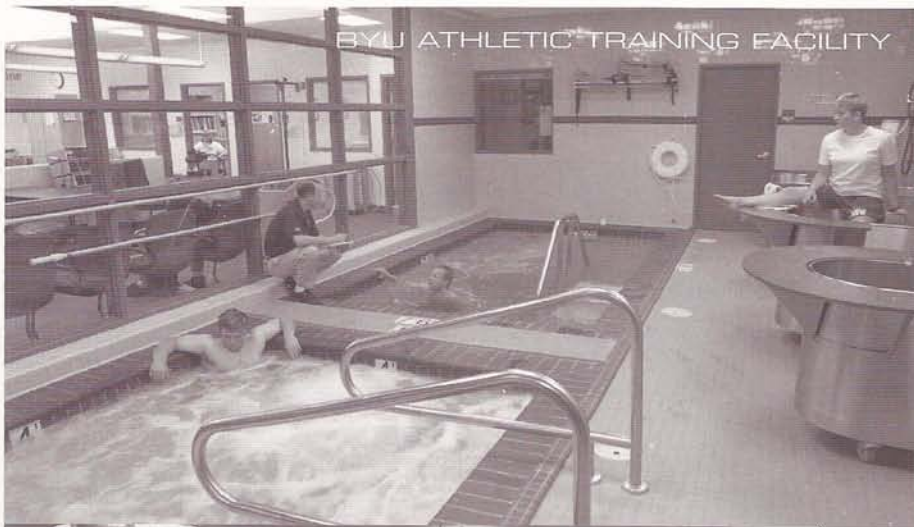
NEW INDOOR FACILITY ATHLETIC COMPLEX



EDWARDS STADIUM




BYU's traditional college football powerhouse plays its games in the beautiful 65,000 seat Cougar Stadium. Broadcasters and sports writers from around the country are amazed at the magnificent view of Mt. Timpanogos and the Wasatch Mountain Range that can be seen from the stadium press box.



BYU ATHLETIC TRAINING FACILITY




BYU's athletic training staff is responsible for the care of student-athletes from the time they arrive on campus, aiding in the prevention of injuries. When student-athletes do get injured, they are treated by one of the nation's most qualified athletic training staff. The staff includes certified athletic trainers, a sports physical therapist, a team physician, team orthopedic surgeons and a wide variety of other medical specialists. BYU athletic trainers are concerned with much more than just improvement in the weight room. They are committed to improving the athletes' overall fitness and health.



BYU ATHLETIC WEIGHT ROOM


A \$3.5 million expansion to the team's locker room and athletic training facilities in the George Albert Smith Fieldhouse was finished in March of 1996.




BYU'S SMITH FIELDHOUSE

Success begins with training and BYU has a state-of-the-art strength and conditioning center with nearly 10,000 feet of working space that ranks among the nation's best. It features 106 stations to accommodate both female and male athletes. A well-structured strength and conditioning program is playing an increasingly vital role in the success of collegiate basketball programs.

The primary goal of the BYU program is to keep athletes healthy and prepared for competition by reducing their susceptibility to injury. BYU's strength and conditioning staff has experienced excellent results through its computer analyzed combination of a strict weight and conditioning program, a carefully planned diet and sufficient rest.



ATHLETIC TRAINING ROOMS



BYU'S SOUTH FIELD

# marriott center



There is no place quite like it in college basketball. Over the past 28 years, the Marriott Center has been home to the thrills and cheers of BYU basketball. With a history full of game-winning shots, slam dunks and sellout seasons, the Marriott Center's 22,700 seats have allowed BYU fans to see plenty of excitement since the facility's opening game on December 3, 1971.

The Center, named for successful Utah businessman J. Willard Marriott, has consistently ranked in the top 10 in ticket sales nationally and is the largest on-campus arena in the country behind Syracuse's Carrier Dome (33,000) and Tennessee's Thompson-Boling Arena (24,525).

Almost every year since the Marriott Center was built, BYU has led its conference in attendance. In 1994-95 BYU ranked fifth nationally in paid attendance behind Syracuse, Kentucky, North Carolina and Arkansas.

Some of the great games played in the Marriott Center include Danny Ainge and company's 19-point shellacking of No. 7 Utah in 1981 before the Cougars' run to the Elite Eight in the NCAA Tournament. And in 2000, BYU won advanced to the quarterfinals of the NIT after two big home wins.

In 1972, 1977, 1979 and 1982, BYU hosted NCAA Regionals and also hosted the 1988 Western Athletic Conference Tournament in the Marriott Center.



Since the Marriott Center opened 30 years ago, Cougar fans have watched BYU compile a record of 324-106, a .753 winning percentage. BYU also enters the season with a 20-game home winning streak.





## MARRIOTT CENTER YEARLY ATTENDANCE

Year	Games	Home	Total	Avg.
00-01	15	15-0	295,395	19,693
99-00	16	14-2	298,599	18,662
98-99	14	9-5	247,800	17,700
97-98	14	4-10	170,901	12,207
96-97	14	1-13	236,523	16,895
95-96	15	11-4	269,730	17,961
94-95	14	14-0	263,730	18,838
93-94	16	14-2	301,995	18,875
92-93	14	13-1	286,596	20,471
91-92	15	14-1	264,869	17,658
90-91	16	10-6	279,660	17,479
89-90	15	15-0	286,779	19,119
88-89	15	10-5	272,235	18,149
87-88	18	16-2	363,602	20,200
86-87	14	10-4	265,140	18,939
85-86	16	12-4	265,158	16,572
84-85	14	9-5	213,628	15,259
83-84	15	14-1	321,714	21,448
82-83	15	9-6	304,137	20,276
81-82	16	11-5	339,586	21,224
80-81	13	13-0	292,580	22,505
79-80	14	12-2	300,713	21,479
78-79	14	14-0	277,020	19,787
77-78	13	9-4	223,216	17,171
76-77	12	6-6	174,588	14,632
75-76	12	7-5	168,136	14,011
74-75	15	9-6	185,940	12,396
73-74	10	6-4	162,510	16,251
72-73	14	11-3	263,523	18,283
71-72	12	12-0	261,815	21,818
<b>Totals</b>	<b>415</b>	<b>324-106</b>	<b>7,657,510</b>	<b>17,808</b>

• The above totals reflect paid attendance

The Marriott Center covers three acres and encloses eight million cubic feet. There are approximately 10,100 chair seats with the balance being bleacher seats. About 40 percent of the seats are below the concourse level. The distance around the concourse level is a quarter of a mile.

The roof, which is the size of two football fields placed side-by-side, is 10 stories high and has 50,000 bolts in it. The four-million pound roof was constructed first at ground level, then raised 38 feet.

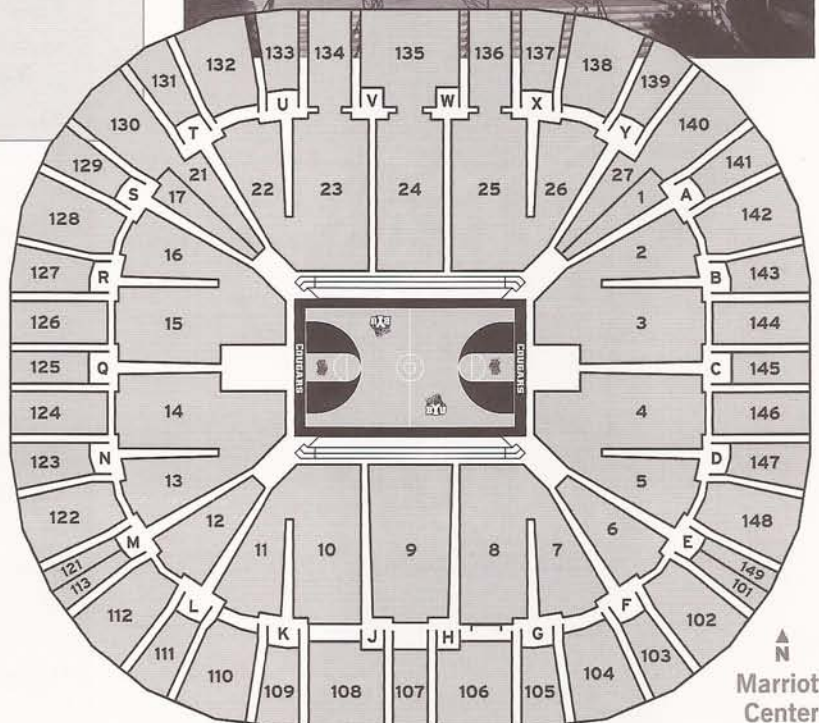

"People are always remarking how new the Marriott Center looks compared to how old it is," said Special Events Director Larry Duffin.

There are seven locker rooms, a President's room, two reception rooms, a press and interview room, a team lounge, a weight room, a classroom and a training room.



In addition to the fans it draws for basketball, capacity crowds have filled the arena for devotionals, commencement exercises, concerts and pageants. As a sports venue, it has also accommodated tennis, wrestling and volleyball matches and gymnastics meets.

"The Marriott Center is one of the top five places to play in the country, not just because of its size, but because its facilities are fantastic," retired UTEP coach Don Haskins has said. "If there is a better arena, I haven't seen it."



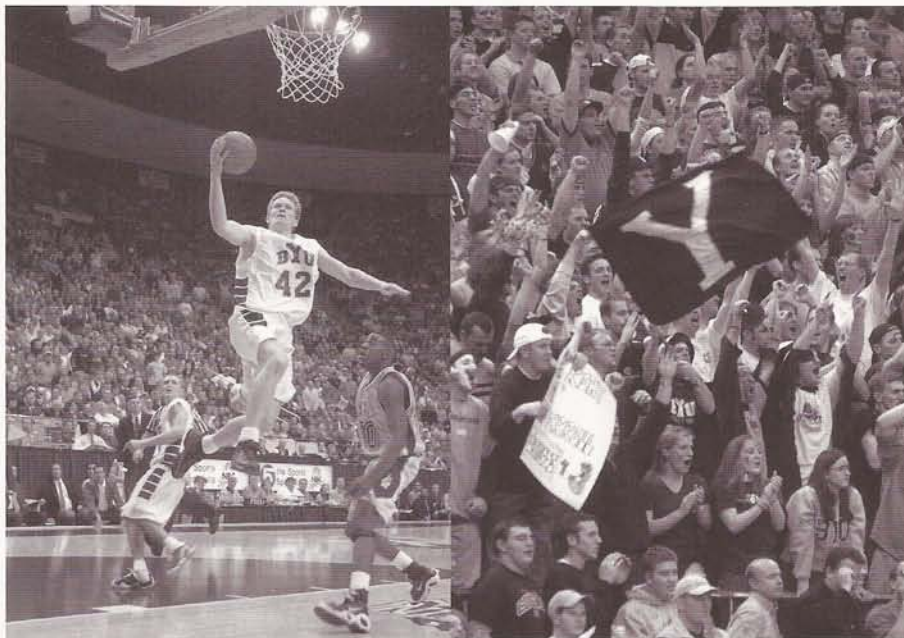
▲ N  
Marriott Center

# marriott center magic

## MWC'S HOME COURT ADVANTAGE

The Past two seasons BYU has been a perfect 17-0 at home against non-conference opponents. In nonconference play, MWC teams boasted a 53-13 (80 percent) home court record in 2000-01, marking the second straight year with a home winning percentage above 80 percent (58-13 in 1999-2000). The chart below lists each of the MWC's institutions home records vs. non-league opponents in the first two years of the conference.


TEAM	2000	2001	TOTAL
Air Force	3-3	2-5	5-8
BYU	9-0	8-0	17-0
Colorado State	5-1	5-1	10-2
New Mexico	8-5	11-1	19-6
San Diego State	5-3	9-1	14-4
UNLV	12-1	7-1	19-2
Utah	10-0	6-3	16-3
Wyoming	6-0	5-1	11-1



Last season in the Marriott Center, BYU outscored its opponents 1108 to 824 and won all 15 home games. The Marriott Center is quickly becoming one of the toughest arenas for opponents to play in in the West.

## MARRIOTT CENTER TOP CROWDS

Att/Opponent	Date	BYU	Opp
23,106 Utah	Mar. 7, 1981	95	76
23,084 Utah	Jan. 12, 1980	89	72
23,042 Illinois	Nov. 30, 1979	76	86
23,037 Utah St.	Dec. 27, 1980	104	89
23,025 Air Force	Jan. 18, 1992	66	45
23,023 UCLA	Nov. 26, 1982	82	85
23,006 Utah	Feb. 17, 1979	76	50
22,998 UNM	Feb. 25, 1978	66	71
22,987 Utah	Feb. 3, 1974	89	73
22,985 CSU	Feb. 26, 1972	105	85
22,983 Wyoming	Jan. 24, 1981	84	70
22,977 La Salle	Dec. 29, 1987	95	82
22,953 CSU	Feb. 24, 1979	66	61
22,937 UTEP	Feb. 5, 1972	57	53
22,936 Utah	Mar. 5, 1983	62	64
22,929 Utah	Jan. 15, 1982	74	51
22,918 Utah St.	Jan. 7, 1978	85	84
22,893 Utah St.	Jan. 22, 1972	101	82
22,891 SDSU	Feb. 3, 1979	88	80
22,889 UNLV	Dec. 5, 1981	63	66
22,580 Utah	Jan. 15, 2000	49	56
22,502 Utah	Feb. 6, 1999	46	71



#### TOP NATIONAL COLLEGE ARENAS

1. Syracuse (N.Y.) Carrier Dome, 33,000
2. Tennessee Thompson-Boling Assembly Center, 24,525
3. Kentucky Rupp Arena, 23,000
4. BYU Marriott Center, 22,700
5. North Carolina Dean E. Smith Center, 21,572

#### TOP UTAH ARENAS

1. BYU Marriott Center, 22,700
2. Delta Center, 20,000
3. Utah Jon M. Huntsman Center, 15,000
4. Weber St. Dee Events Center, 12,000
5. Utah St. Spectrum, 10,270
6. The "E" Center, 10,207
7. Utah Valley St.-McKay Events Center, 8,000
8. Southern Utah State Centrum, 5,300
9. Dixie College Burns Arena, 5,200

# athletic powerhouse



## Pride of the Mountain West


In the two year history of the MWC, the Cougars have won 27 of 38 conference championships. Last season BYU won 16 of 19 MWC Championships while seven BYU teams finished the year ranked in the nations top 20. The Cougars placed 17th in the Sears Cup Standings.

BYU athletics had its most successful league performance ever in 2000-01. The Cougars won 16 of the 19 sports titles sponsored by the Mountain West Conference — the most titles BYU has ever won in a year.

In 2000-2001, BYU won MWC titles in men's basketball, men's golf, women's soccer, men's swimming and diving, women's swimming and diving, men's cross country, women's cross country, women's volleyball, softball, baseball, men's indoor track, women's indoor track, men's outdoor track, women's outdoor track, men's tennis and women's tennis.

Outside of the MWC, the men's volleyball team won the MPSF regular season title and went on to win the NCAA National Championship, its second in three years. In all, 20 of BYU's 21 teams qualified for post season in 2000-01.

## 2001 NCAA VOLLEYBALL CHAMPIONS



All-American Mike Wall and BYU won its second volleyball national championship in three years becoming the first team to ever defeat volleyball powerhouse UCLA in three straight games in an NCAA Championship contest. The three-game sweep of UCLA helped BYU become the only non-Californian school to win more than one men's volleyball national championship.

## 1997, 1999, 2001 NCAA CROSS COUNTRY CHAMPIONS



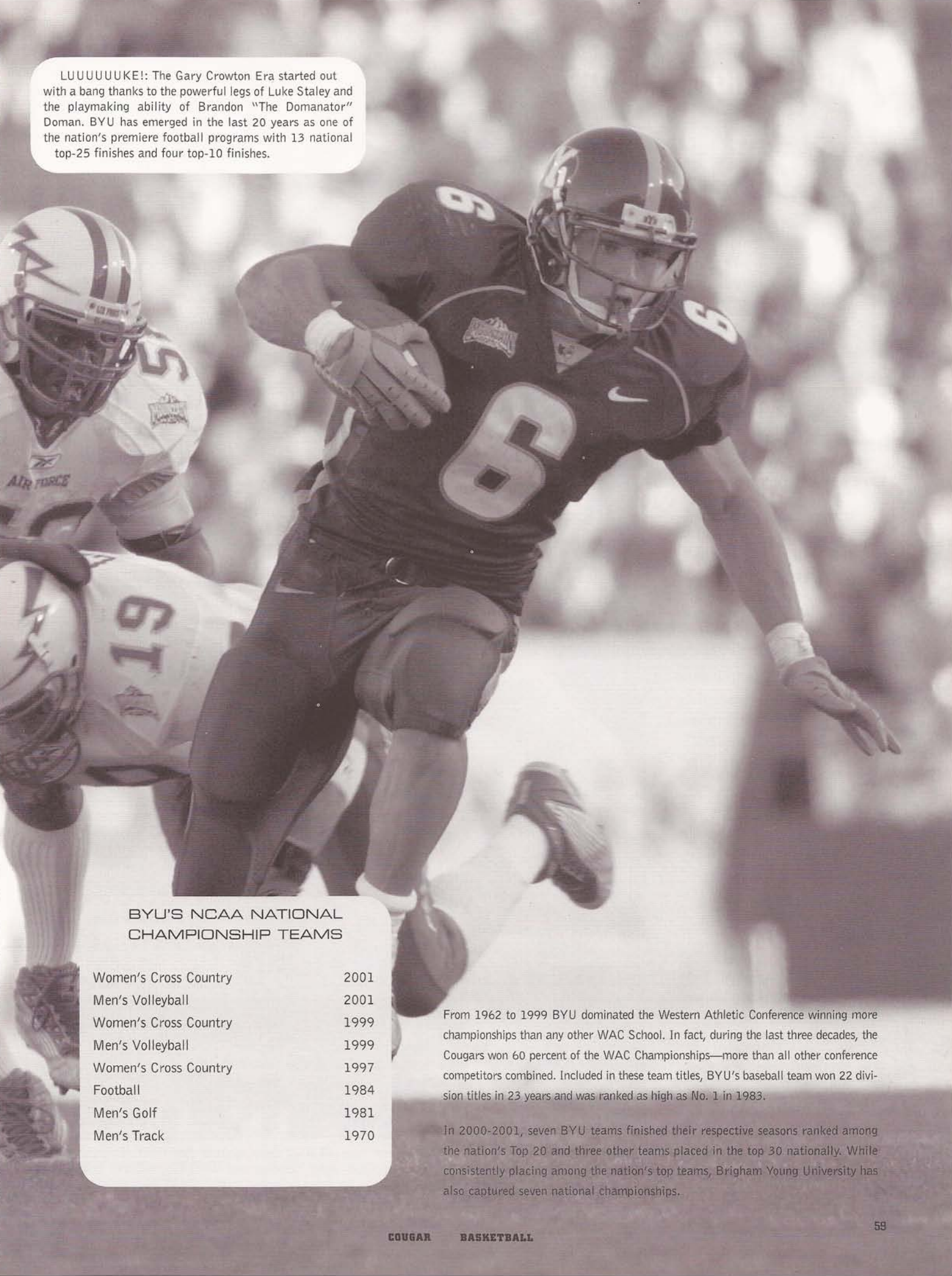
BYU Women's Cross Country team has won three NCAA Championships in the past five years. The Cougars won the title in 1997, 1999 and 2001 while finishing second in 1998 and 2000.

## 2000-2001 ATHLETIC PROWESS

Sport	Conf. Finish	NCAA Finish
M-Basketball	1st	T-33rd
W-Basketball	2nd*	NIT
M-Volleyball	1st	1st
W-Volleyball	1st*	T-13th
W-Soccer	1st	T-9th
Baseball	1st	T-33rd
Football	3rd	-
Softball	1st	41st
W-Cross Country	1st	2nd
M-Cross Country	1st	23rd
Gymnastics	2nd	26th
W-Track	1st	11th
M-Track	1st	19th
M-Golf	1st	16th
W-Golf	4th	41st
W-Swimming	1st	-
M-Swimming	1st	30th
M-Tennis	1st	T-33rd
W-Tennis	1st	T-33rd

\*Conf. Tournament

LUUUUUUKE!: The Gary Crowton Era started out with a bang thanks to the powerful legs of Luke Staley and the playmaking ability of Brandon "The Domanator" Doman. BYU has emerged in the last 20 years as one of the nation's premiere football programs with 13 national top-25 finishes and four top-10 finishes.



**BYU'S NCAA NATIONAL CHAMPIONSHIP TEAMS**

Women's Cross Country	2001
Men's Volleyball	2001
Women's Cross Country	1999
Men's Volleyball	1999
Women's Cross Country	1997
Football	1984
Men's Golf	1981
Men's Track	1970

From 1962 to 1999 BYU dominated the Western Athletic Conference winning more championships than any other WAC School. In fact, during the last three decades, the Cougars won 60 percent of the WAC Championships—more than all other conference competitors combined. Included in these team titles, BYU's baseball team won 22 division titles in 23 years and was ranked as high as No. 1 in 1983.

In 2000-2001, seven BYU teams finished their respective seasons ranked among the nation's Top 20 and three other teams placed in the top 30 nationally. While consistently placing among the nation's top teams, Brigham Young University has also captured seven national championships.

# athletic powerhouse

## BYU'S SEAR'S DIRECTORS CUP FINISHES

SEASON	PLACE
1996-97	16th
1997-98	18th
1998-99	12th
1999-2000	18th
2000-2001	17th

## 2000-2001 SEAR'S DIRECTORS CUP STANDINGS

RANK/INSTITUTION	POINTS
1. Stanford	1349.5
2. UCLA	1138.0
3. Georgia	890.5
4. Michigan	864.5
5. Arizona	863.0
6. Ohio State	861.0
7. Florida	847.0
8. USC	816.5
9. Arizona State	801.0
10. Penn State	774.5
11. Notre Dame	764.5
12. California	760.0
13. Nebraska	753.0
14. Washington	748.0
15. North Carolina	728.5
16. Duke	721.0
17. Brigham Young	707.0
18. Oklahoma	698.5
19. Wisconsin	671.5
20. Texas	671.0
21. Tennessee	655.5
22. Louisiana State	652.5
23. Minnesota	639.5
24. Princeton	569.5
25. South Carolina	539.5

Second Team All-MWC Trent Whiting, First Team All-MWC Terrell Lyday, Coach Steve Cleveland and MWC Player of the Year Mekeli Wesley led the men's basketball team to the NCAA tournament and its first conference title since 1993.



BYU maintains a position among the nation's elite in men's golf with 18 top-10 and 12 top-5 finishes at the NCAA Championships. Senior Manuel Merizalde returns as one of BYU's 66 All-Americans.




In only its sixth season as an NCAA Division-I sanctioned sport, the women's soccer team won its second straight conference championship, advancing to the NCAA Sweet Sixteen for the second straight year. The team finished 10th in the nation. First Team All-American and US National Team member Aleshia Cramer leads a very talented and young squad in 2001.



In just its second season of competition BYU softball produced a conference championship and First Team All-American Oli Keohohou. Last season as a freshman Keohohou was among the national leaders in batting average, home runs and RBI's.



BYU baseball won both the Mountain West Conference regular season and tournament Championships before competing in the NCAA Regionals in Lincoln, Nebraska.



The women's track & field team have won every conference championship since the program began in 1982. Nationally, the Cougars have finished in the top 15 six straight years. BYU boasts several NCAA Champions like senior Tara Northcutt.



The men's swimming and diving team won the conference title behind All-Americans Arunas Savickas and Aaron Russell along with MWC Diver of the Year Justin Wilcock.

# utah valley





With a population over 340,000 people, Utah County offers all the conveniences of a major metropolitan community. Just 40 minutes south of Salt Lake City, host of the 2002 Winter Olympics, Provo also offers various recreational activities. Known for its incredible skiing and central location to 15 national parks and monuments, Utah County attracts visitors from around the world.

The Sundance Institute located in Provo Canyon offers locals and visitors an opportunity to experience some of the region's artistic culture. Every year some 20,000 people attend Robert Redford's Sundance Film Festival. Several films that premiered at the festival have been the recipients of Oscar, Emmy and International Film Festival awards. Sundance offers year-round activities that can be enjoyed by everyone, including its ski resort, summer outdoor theater, fine dining and shopping.


The Utah Valley metropolitan communities of Provo and Orem are home to a growing high tech mecca including the world headquarters for many computer and technology corporations. The Provo/Orem area boasts one of the highest standards of living in the country and has been rated by several experts as one of the top areas to live in the U.S. In a 2001 FBI report, the Provo/Orem metropolitan area had the second lowest violent crime rate in the nation. Utah Valley is an excellent educational environment with high quality health care, a lower than average crime rate and rich cultural and recreational opportunities for its citizens.





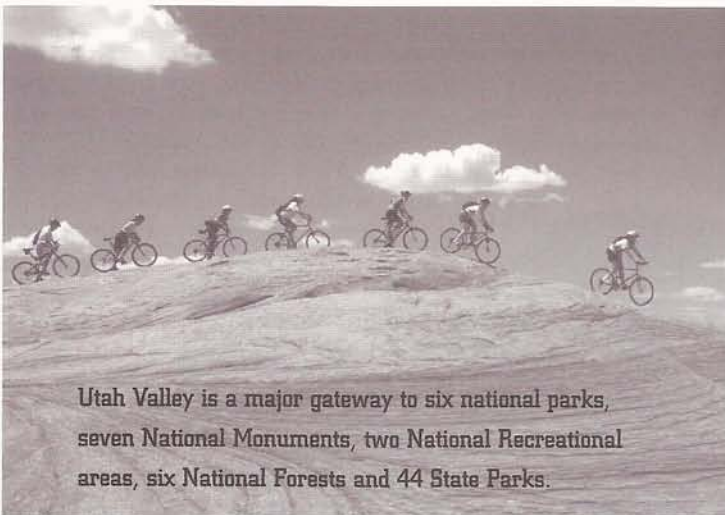


Utah's white splendor has been characterized as "The Greatest Snow On Earth." With an average annual snowfall of more than 42 feet, skiing and snowboarding at any of Utah's 14 resorts is truly a winter wonderland. Knee-deep powder and untracked snow is a common characteristic of mountain resorts throughout Utah. The Wasatch Mountains backdrop Utah Valley with high peaks and rugged terrain giving bikers and hikers a taste of wildflower meadows, deep forests, and snowcapped mountain peaks. Breathtaking vistas and spectacular views awaken the senses to nature's simple beauties.



A mountain biker's dream come true, Moab is paradise for fat-tire bikers. Just a three-hour drive from Provo, Moab, an old mining town, neighbors Arches National Park, one of six national parks and seven national monuments within a half-day drive from Provo.

Ascending to higher elevations, clear mountain streams and rushing rivers wash through green landscapes and deep forests. The numerous canyons surrounding Utah Valley are full of mountain springs, lakes, and waterfalls.



# cougar club

With the donations and support of more than 4,500 members nationwide, the Cougar Club has helped BYU build one of America's strongest collegiate athletic programs. Through its fund-raising and promotional mission, the Cougar Club is ensuring the future success of BYU Athletics.

"For more than three decades the Cougar Club has been a vital component of BYU Athletics," said athletic director Val Hale. "We are grateful for all the generous contributions of our fans."

Loyal Cougar Club members across America are building the foundation for BYU's future athletic victories. The changing nature of collegiate athletics means that to compete at the highest levels, BYU must raise more money every year. The costs associated with being one of the nation's elite programs continue to rise dramatically. With that challenge in mind, the support of Cougar Club and its members becomes an even more important key to the future growth of BYU Athletics.

"The BYU fans and donors makes all the difference," says Cougar Club Executive Director Michael Middleton. "For our teams to continue to achieve national prominence, the Cougar Club needs to continue to grow."

## FUNDING

Cougar Club donations are used for many vital projects, including:

- Funding the entire athletic program's recruiting expenses, helping BYU coaches to attract some of the world's premier athletes to Provo, Utah.
- Building new facilities including the Indoor Practice Facility, currently slated for construction, and the recently opened Miller Baseball/Softball complex.
- Supporting the Student Athlete Center and sponsoring academic tutoring for student athletes, laptop computers for the athletes to use when traveling, and an endowment that provides spring/summer and post-eligibility scholarships that assist current and former athletes to finish their degrees.

## MEMBER BENEFITS

There is a Cougar Club membership level for every fan that wants to help BYU continue to build a strong athletic tradition. Individuals and businesses annually make tax-deductible Cougar Club contributions of between \$50 and \$5,000—based on their financial ability to give and on the athletic benefits they want to receive. To acknowledge the generosity of club members, the athletic department makes a number of benefits available to club members including:

However, the greatest benefit of membership is knowing that the Cougar Club is

- EXCLUSIVE SEATING
- FREE RESERVED PARKING
- PRE-GAME MEETINGS BEFORE EACH HOME FOOTBALL GAME
- FREE LUNCHEONS WITH BYU COACHES AND ATHLETES
- ATHLETIC PUBLICATIONS
- THE OPPORTUNITY TO PURCHASE POST-SEASON TICKETS BEFORE THE GENERAL PUBLIC
- AND MANY OTHERS

helping BYU Athletics continue to be one of the nation's best collegiate athletic programs.




## THE LEGACY PROGRAM

In 1997 Cougar Club introduced the Legacy Program to further ensure BYU's continued athletic success. The Legacy Program is designed to help club members structure their financial planning (appreciated securities, trusts, bequests, wills, life insurance, and other options) to benefit BYU Athletics, while maximizing flexibility and tax benefits for the donor. Additional athletic benefits are available through the Legacy Program for donors who make a present value Legacy gift of \$10,000 or more.

## EVENTS

The Cougar Club sponsors many programs and events that build athletic loyalty among Cougar fans, BYU alumni, and other friends of the university. The Cougar Club annually sponsors more than 30 events, for the enjoyment of club members, including:

- BYU Athletic Hall of Fame
- BYU Annual Athletic Awards Banquet
- Academic Athlete Banquet
- Blue & White Football Game
- "Meet the Football Team" Watermelon Bust
- Men's Basketball Varsity Preview
- Pre-game activities before each home football game, where club members get a preview of the upcoming event from former players, university administrators, and members of the media while enjoying a delicious meal in the Cougar Room at LaVell Edwards Stadium
- Reception for Female Athletes
- Monthly luncheons with coaches and players
- Exciting athletic tours coordinated by the Cougar Club and the BYU Alumni Association
- Many other events in geographic areas with club chapters throughout the United States and Canada. Cougar Club chapters that hold their own events are currently organized in San Diego, Ventura, and Fresno, California; Las Vegas, Nevada; and Phoenix, Arizona, as well as in Salt Lake City and Utah County.
  - Club Members and other BYU fans interested in starting a Cougar Chapter in their area should contact the Cougar Club Office. A charter chapter requires only ten memberships in a localized area.





## mike middleton

Middleton was appointed Executive Director of the Cougar Club in June of 1998 after working for six years as the Club's assistant director and communications manager. Was appointed Assistant AD in 2001. Middleton has written scripts for Bonneville Communications' Music and the Spoken Word since 1994. He earned an M.A. in communications from BYU in 1996 after graduating summa cum laude with a B.A. Married Laura Zaugg and they have two children.


**ASSISTANT AD/  
COUGAR CLUB  
EXECUTIVE DIRECTOR**



## greg vehar

Greg Vehar joined the staff of the Cougar Club last year as the Assistant Director. Vehar is a native of Orem, Utah, and graduated from BYU in 1993 with a B.S. degree in Communications. Before joining the Cougar Club Staff, Greg was the manager of a document production center for seven years. He served an L.D.S. Spanish-speaking mission in Hartford, Connecticut. He is married to Gayle Eddington and they have two daughters.

**COUGAR CLUB  
ASSISTANT  
DIRECTOR**



### COUGAR HOUSE I


This year the Cougar Club, in conjunction with the Utah Valley Home Builders Association and Arrowstar Construction announced the building of Cougar House I. This home was built entirely through the donations of more than 60 local, independent contractors. The proceeds from the sale of Cougar House I will endow an athletic scholarship at BYU. The Cougar Club is grateful to UVHBA, Arrowstar Construction, and the many others whose efforts made the Cougar House possible. (For more information about the Cougar House, log on to [www.cougarclub.com](http://www.cougarclub.com))

### CONTACTING COUGAR CLUB

For more information about the Cougar Club, visit the web site at [www.cougarclub.com](http://www.cougarclub.com) or call (801) 378-2583 or (800) 426-4298.

### ANNUAL CONTRIBUTION DESIGNATIONS


YOUNG ALUMNI .....	\$50
COUGAR .....	\$100
BRONZE COUGAR .....	\$200
SILVER COUGAR .....	\$500
GOLDEN COUGAR .....	\$1,000
PLATINUM COUGAR .....	\$5,000
LEGACY .....	\$10,000 OR MORE



join the cougar club...  
it's for everyone

# student athlete center

BYU student-athletes are seeking to excel athletically, academically, and are preparing for life after they graduate. Their lives are complex and challenging as they seek for balance and to reach their lofty goals. On April 1, 1999, BYU created the Student Athlete Center to provide a place where student-athletes can receive support and resources enabling them to be successful in their athletic and academic pursuits, personal and career development, and transition into the BYU culture.




The Student Athlete Center seeks to assist student-athletes so their BYU experience will be spiritually strengthening, intellectually enlarging, character building, and lead to lifelong learning and service. Paul Warner is the Director of the Student Athlete Center. Warner, who received a doctorate in educational administration from BYU and is also a former LDS seminary teacher, serves as Chaplain for the non-LDS students. "I am pleased with this opportunity and appreciate working with our students in creating a home base where their needs can be met in a supportive environment. If we can build connections early on, we are able to ease the transition into campus life for all our student-athletes," said Warner. One of the main priorities of the Student Athlete Center is to help those student-athletes who are not members of The Church of Jesus Christ of Latter-day Saints to feel welcomed and succeed in the BYU environment.

Another priority of the Student Athlete Center is to network well with other BYU departments and work in coordination with their existing services. Some of these departments include the Counseling and Career Center, Multi-cultural Student Services, Services for Students with Disabilities, college advisement centers, and BYUSA.

The BYU Athletics Department is an active participant in the NCAA CHAMPS/Life Skills Program. The services provided by the Student Athlete Center target each of the five commitments of the CHAMPS/Life Skills program.

## COMMITMENT TO ACADEMIC EXCELLENCE

A primary goal of the Student Athlete Center is to ensure that every student-athlete graduates with a



bachelor's degree in their chosen field of study. To achieve this goal, the Center provides a team liaison as part of the comprehensive academic support program. Each athlete has regular visits with his/her team liaison who assists with registration and monitors progress toward graduation. Tutoring is also available for every student-athlete. The Student Athlete Center is conveniently located in the George Albert Smith Fieldhouse and contains a study hall and computer lab. Study skills classes and workshops are also taught regularly for student-athletes who may need additional assistance to achieve academic success.

## COMMITMENT TO ATHLETIC EXCELLENCE

The Student Athlete Center employs a sport psychologist to provide performance enhancement interventions for BYU teams, coaches, and student-athletes. These interventions include: increasing awareness for sport performance, goal-setting, arousal regulation through relaxation and energizing techniques, imagery training, confidence building through self-talk strategies, developing pre competition plans, concentration (focusing) training, and team building interventions. The overall objective of these types of interventions is to assist individual student-athletes and

athletic teams to perform at consistently high levels. Personal counseling is also available through the sport psychologist and Chaplain as needed.

## COMMITMENT TO PERSONAL DEVELOPMENT

Student Athlete Center personnel are also active in teaching classes designed to promote leadership, emotional well-being, personal growth, and decision-making skills. Student-athletes are




taught about some of the unique issues they face in the world of college athletics and how to thrive in the university setting and beyond.



## COMMITMENT TO CAREER DEVELOPMENT

A career specialist is available to assist student-athletes with a variety of career issues. They receive help in choosing a major, building their resume, establishing a career network, and preparing for their transition from college athletics into the world of work. These services are available through individual consultation, workshops, computer programs, and University courses. Career exploration and career transition classes are highly recommended to all student-athletes. Internship and employment opportunities are also made available through the Career Network which is made up of Varsity Club and Cougar Club members.



BYU student athletes enjoy a moment during a service project helping children of drug addicted parents (Top right photo). The Student Athlete Center helped coordinate a joint service project with student athletes from both BYU and the University of Utah (photo above).

## COMMITMENT TO SERVICE

All BYU student-athletes are encouraged to participate in at least three community service programs each year. There are a wide variety of opportunities available through the Student Athlete Center including: "The Buff Don't Puff" program, speaking opportunities at local schools and churches, food drives, mentoring school children, and involvement in BYUSA and community agency projects. A Student Athlete Center representative organizes the community service program and works closely with the Student Athlete Advisory Council in providing opportunities for all student athletes who want to participate.

## student athlete center



**paul warner**  
**director-student athlete center**  
**- chaplain**  
 801.378.3911 (office)  
 801.378.4340 (fax)  
 paul\_warner@byu.edu



**jimmy benally**  
**assistant director**  
**- service**  
 801.378.4837 (office)  
 801.378.4340 (fax)  
 jimmy\_benally@byu.edu



**ron chamberlain**  
**assistant director**  
**- sports psychology**  
 801.378.8018 (office)  
 801.372.4340 (fax)  
 ron\_chamberlain@byu.edu



**sandy thomas**  
**assistant director**  
**- career**  
 801.378.4841 (office)  
 801.372.4340 (fax)  
 sandy\_thomas@byu.edu

### GOALS OF THE STUDENT ATHLETE CENTER:

1. A 90% graduation rate for all student-athletes.
2. An average cumulative GPA of 3.0 or better for all teams.
3. Three hours of community service per semester by each athlete.
4. Each student-athlete will choose a well-suited major by the beginning of their 5th semester.
5. All non-LDS student-athletes will participate in at least one section of the Book of Mormon course designed for them.
6. All student-athletes will understand and commit to live the BYU Honor Code.



# university administration

## merrill j. bateman



**UNIVERSITY  
PRESIDENT**

President Merrill J. Bateman, the 11th president of Brigham Young University, has had numerous academic, commercial, government, and church administrative roles throughout Asia, Africa, England, and the United States.

He officially began his BYU Presidential duties on January 1, 1996. Bateman, 64, serves simultaneously as a member of the First Quorum of the Seventy for The Church of Jesus Christ of Latter-day Saints. He succeeded the late Rex E. Lee, who served as presi-

dent for six years before his death in March 1996 after a long bout with cancer.

At his inauguration, President Gordon B. Hinckley described Bateman as "a man of large capacity and solid faith. His academic credentials are spotless. His experience in the real world...has been remarkable. His service [in the Church] has been constant and wonderful."

Before receiving his call to be a general authority, Bateman headed his own consulting and capital management companies. He was dean of the College of Business and the School of Management at BYU from 1975 to 1979. Before joining the BYU faculty, he was an executive with Mars, Inc. in England and the United States ('71-75).

Born in Lehi, Utah, and raised in neighboring American Fork, Bateman earned a bachelor's degree in economics at the University of Utah and went on to receive his doctorate in economics from MIT. He was inducted into the Phi Kappa Phi and Phi Beta Kappa Honor Societies in 1960 at the University of Utah. He was a Woodrow Wilson Fellow from 1960 to 1961 and a Danforth Fellow from 1960 to 1964.

Early in his career, Bateman was an assistant professor of economics at the U.S. Air Force Academy (1964 to 1967) and later an associate professor of economics at BYU (1967 to 1971). He was also a lecturer at the University of Ghana in 1963.

Bateman has served the Church as a missionary, bishop, stake high counselor, stake president, regional representative, and as Presiding Bishop he testified before the U.S. Senate Finance Committee. He also helped lay the foundation for the establishment of the Church in Ghana and Nigeria.


He is married to Marilyn Scholes (pronounced SKOLS) Bateman, and they are the parents of seven children-four boys and three girls. They also have 25 grandchildren.

### FORMER BYU PRESIDENTS

Karl G. Maeser	1886-92
Benjamin Cluff	1892-1903
George H. Brimhall	1904-1921
Franklin S. Harris	1921-39
Christian Jensen	1939-40
Franklin S. Harris	1940-45
Haward S. McDonald	1945-49
Ernest L. Wilkinson	1951-71
Dallin H. Oaks	1971-80
Jeffrey R. Holland	1980-89
Rex E. Lee	1989-96
Merrill J. Bateman	1996-Present

■ **THE PRESIDENTS: Gordon B. Hinckley, President of the Church of Jesus Christ of Latter-day Saints and President Bateman prepare to rename Cougar Stadium to LaVell Edwards Stadium on Nov. 18, 2000**

## fred skousen



**ADVANCEMENT  
VICE PRESIDENT**

Dr. K. Fred Skousen is in his third year as Advancement Vice President of Brigham Young University. Previously, he was Dean of the Marriott School of Management and Director of the School of Accountancy at BYU. He earned a Bachelor's degree from BYU and Master's and Ph.D. degrees from the University of Illinois.

Professor Skousen has been a consultant to the Financial Executive Research Foundation, the Controller General of the United States, the Federal Trade Commission, and to several large companies. The summer of 1969 he was a Faculty Resident on the staff of the Securities and Exchange Commission in Washington, D.C.

The summer of 1973 he was a Faculty Fellow with Price Waterhouse & Co., in Los Angeles. Dr. Skousen currently serves on the Board of Directors of several corporations.

Professor Skousen taught at the University of Illinois and the University of Minnesota prior to joining the faculty at BYU. Professor Skousen was appointed to a nine-member National Commission on



Professional Accounting Education in 1982. Dr. Skousen held the J. Willard and Alice S. Marriott Chair of Management at BYU from 1989-1998.

Dr. Skousen is the author or co-author of more than 50 articles, research reports, and books, including: An Introduction to the SEC, Intermediate Accounting, Accounting: Concepts and Applications, and Financial Accounting.

Fred and his wife, Julie, have five sons, one daughter, and 16 grandchildren.

**BYU UNDER VAL HALE  
(1999-PRESENT)**

**MEN'S NATIONAL CHAMPIONSHIPS: 1**

Volleyball 1 2001

**MEN'S MWC CHAMPIONSHIPS: 16**

Football . . . . . 2 . . . . 1999, 2001  
 Volleyball . . . . . 1 . . . . . 2000  
 Basketball . . . . . 1 . . . . . 2000  
 Golf . . . . . 1 . . . . . 2000  
 Baseball . . . . . 1 . . . . . 2000  
 Cross Country . . . . . 3 . . . . '99, '00, '01  
 Track (Indoor) . . . . . 2 . . . . 1999, 2000  
 Track (Outdoor) . . . . . 2 . . . . 1999, 2000  
 Swimming . . . . . 2 . . . . 1999, 2000  
 Tennis . . . . . 1 . . . . . 2000

**val hale**



**MEN'S ATHLETIC  
DIRECTOR**

In his third year as BYU's athletic director, Val Hale is overseeing an aggressive building and fundraising effort in the athletic department. The Cougars recently opened Millar Park, home of the baseball and softball teams. In addition, BYU is embarking on a campaign to fund and build an indoor athletic complex which will house the football program, the student-athlete center, and administrative offices.

Prior to his appointment in 1999, Hale served ten years as an assistant athletic director for external affairs. He had the responsibility of overseeing the athletic media relations operation and promotional/marketing efforts.

Hale has been assistant director of BYU Development, where he supervised and managed fund-raising efforts in several clubs. He was promotions and publications coordinator for the Athletic Department from 1982-87.

Hale has been active in church and civic responsibilities. He currently serves as president of the Utah Chapter of the National Football Foundation and the College Hall of Fame, Inc., and was a founding board member of the Utah Tipoff Club. In addition, he serves on the executive committee of the Utah Sports Commission.

Hale was an all-region football player and all-state track athlete at Orem (Utah) High School. He played one year of junior varsity football at BYU in 1975 before serving an LDS Church mission to Chile

from 1976-78. Hale was a cum laude graduate at BYU in 1981. He received his M.A. degree from BYU in communications in 1987. He married Nancy Allred and they have three children: Chris, Brandon, Rachel, and Chris who is serving a mission to Ecuador, is a wide receiver on the BYU football team.

**kevin j. worthen**

Kevin J. Worthen, Associate Dean and Professor of Law at the BYU J. Reuben Clark Law School also works behind the scenes for the Cougar Athletic Program. He has been appointed to be the Faculty Athletic Representative. Worthen's duties include assisting with BYU's compliance with the conference and NCAA rules and regulations.

Worthen has chaired the BYU Self-study Steering Committee for NCAA certification and the University Athletic Advisory Committee. He served as a law clerk for Judge Malcolm R. Wilkey of the U.S. Court of Appeals for the District of Columbia Circuit in 1982-83; and then for Judge Byron R. White of the U.S. Supreme Court in 1983-84.

In 1978 he graduated with an associates degree from the College of Eastern Utah where he was valedictorian and Co-captain of the varsity basketball team, then graduated summa cum laude with a bachelor's degree in political science from BYU in 1979. Again he graduated summa cum laude with his juris doctorate in 1982 from BYU. Worthen is married to the former Peggy Sealey, and they are the parents of two sons, Collin and Aaron and a daughter, Kaylee.



**FACULTY  
REPRESENTATIVE**

**elaine michealis**

In her seventh year as Director of Women's Athletics, Elaine Michaelis is responsible for 11 women's intercollegiate sports in one of the nation's top overall programs. Three women's national champions have been crowned (cross country in 1997, 1999, 2001) in the last five seasons and last year eight women's teams earned conference titles while all 11 qualified for a postseason tournament.

Michaelis also enters her 40th year as BYU's women's volleyball coach where she ranks second all-time in Division I victories with an 867-216-5 (.799) record (since records first kept in 1969). She has guided her teams to 27 consecutive 20-win seasons and to a national postseason tournament in 29 of 32 years, including 19 of 20 NCAA Tournaments. Her 1993 team became the first BYU team to earn an NCAA Final Four berth. In all, BYU has finished as high as second (1972-73), and has had 10 top-five and 20 top-10 finishes while earning a 73-43 (.629) national tournament record. Michaelis has been named conference coach of the year eight times and region/district coach of the year twice. She is a member of the Utah Summer Games Hall of Fame (1987) and Utah Network of Women and Girls in Sport Hall of Fame (1990), and the recipient of the Volleyball Festival Distinguished Service to U.S. Volleyball Award (1993), Dale Rex Memorial Award (1994) and AVCA Founders Award (1996).

Michaelis has been part of BYU's women's athletic program since she was a student participating in volleyball, basketball and softball from 1956-60. She earned both a B.S. and M.S. degree in physical education from BYU and holds the rank of professor of physical education.



**WOMEN'S ATHLETIC  
DIRECTOR**

# athletic administration



**ASSOCIATE AD  
FINANCE**

## mike king

Mike King has been the Cougars' business manager for over 20 years and was named a men's associate AD in 2000. He came from BYU-Hawaii, where he was controller and director of financial services. King was athletic business manager at Idaho State from 1974-78 and managed the ISU Minidome from 1970-74. He received a B.A. degree at Idaho State in 1970 and completed his MBA degree in April 2001. King married Jeannette Bertoch and they have four children.



**ASSISTANT AD/  
VARSITY CLUB  
DIRECTOR**

## gary pullins

Gary Pullins is entering his third year as assistant athletic director at BYU. Before his appointment in 1999, Pullins served 23 seasons as head baseball coach for the Cougars. As head coach, Pullins compiled a 913-462-6 (.663) record, ranking 16th among active NCAA Division I baseball coaches. He won seven WAC titles and 15 division crowns. His teams reached the NCAA tournament nine times. In 1983 his team was ranked No. 1 in the nation entering the NCAA tournament. Pullins was the District Coach of the Year in 1979, 1981, 1983 and 1985. He earned a

bachelor's degree in Spanish at BYU in 1969 and a master's degree in physical education/health science in 1975. Pullins recently completed a term as president of the American Baseball Coaches Association, which boasts more than 5,000 members. His wife, Kathy, serves as the associate dean at the J. Reuben Clark Law School. They are the parents of four sons: Travis, 28; Micah, 26; Brandt, 24; and Taylor, 22.



**BASKETBALL  
RELATIONS  
DIRECTOR**

## brett pyne

Brett Pyne joined the BYU athletic department in 1998 as the associate media relations director. He is in charge of media relations for men's basketball, women's volleyball and gymnastics. Pyne graduated from BYU in 1992 with a B.A. in public relations and Italian. Before BYU he was director of communications for the American Junior Golf Association and manager for corporate communications at Nu Skin Enterprises. He is an Orem native and married Jan Bingham. They have three children and they reside in Lindon.



**EQUIPMENT  
MANAGER**

## floyd johnson

Floyd Johnson has been BYU's equipment manager for more than 40 years. A native of Orem, Utah, "Brother J" founded the BYU Athletic Speakers Bureau and later served as a branch president at the Missionary Training Center for four years. Johnson, who attended BYU, splits time between the Smith Fieldhouse and the Marriott Center where he oversees men's basketball. He has written two books on his experiences at BYU. The long-time LDS bishop and his wife, Hannah, have three daughters and a son in addition to seven foster children.



**ASSOCIATE AD  
EXTERNAL  
RELATIONS**

## duff tittle


Duff Tittle is entering his third year as the Associate Athletic Director for External Relations. He previously served as the athletic publications director from 1996-1999. Tittle joined the BYU staff from BYU-Hawaii where he was the media relations/sports information director from 1993-1996. Prior to working at BYU-Hawaii, he was the director of communications for the American Junior Golf Association in Atlanta, Ga. He earned his B.A. in communications from BYU and his master's degree in human resource management from Hawaii Pacific University. In 1998 he received BYU's Ron Hyde Creativity Award. He and his wife, Sherry Miller Tittle, are from Orem, Utah. They have five children Elisa (13), Sydney (10), Brett (7), Savannah (3) and McKay (1).



**ASSISTANT AD  
OPERATIONS**

## brian santiago

Brian Santiago enters his first year as assistant AD in charge of game operations. Prior to this position he served four years under BYU basketball coach Steve Cleveland as the administrative assistant. A graduate of Provo High in 1988, he was part of the 1987 state championship team and was named all-state twice in basketball and once in baseball. His brothers, Kevin and Mark, played for BYU. He played at Utah Valley State College where he was all-conference and all-region in basketball and baseball. He then went on to play for Fresno State from 1992-1994 where he was named Academic All-WAC twice. He led the WAC in assists and three-point shooting percentage - finishing second in the nation from the three-point arc at 50 percent. Santiago served an LDS Church mission in the Dominican Republic and before coming to BYU, he worked as a marketing representative for Sharp Ideas, an advertising agency in Fresno, Calif. He is married to Kimberly Blackburn. They have two sons, McKay (5) and Colson (3).



**COMPLIANCE  
OFFICER**

## jim kimmel

Jim Kimmel is in his 16th year in the athletic department and was named the compliance officer in June 2001. Worked for 15 years in the athletic academic advisement office. Kimmel taught and coached in the public school system for twelve years prior to coming to BYU in 1977. He received his B.S. in Education (1965) and an M.S. in Educational Administration (1980) from BYU. He is a native of Sacramento, California and played football and baseball at BYU from 1960-65. Married Betty Symons and they have six children



**VIDEO  
COORDINATOR**

## chad bunn

A native of Richmond, Utah, Chad Bunn was hired as the video coordinator for the athletic department at BYU in 1989 after receiving a B.A. in Communications from BYU in 1989. Bunn was a founding member of the Collegiate Sports Video Association, serving his second term as president of the organization. Bunn served an LDS mission in Miami and married the former Lorie Petersen. They have two daughters, McKella (3), Elisha (11).





**BEV UTLEY**  
Athletic Licensing  
Director



**KEVIN ELZEY**  
Athletic Marketing  
Director



**NORMA COLLETT**  
Media Relations  
Director



**DAVE BROBERG**  
Athletic Publications  
Director



**JEFF REYNOLDS**  
Associate Media  
Relations Director



**RALPH ZOBELL**  
Web/Program  
Coordinator



**JAREN WILKEY**  
Assistant University  
Photographer




**MARK PHILBRICK**  
University Photographer




**GEORGE CURTIS**  
Head Athletic Trainer



**DR. DARRELL STACEY**  
Team Doctor



**DR. KIRT KIMBALL**  
Orthopedic Surgeon



**Dr. ROBERT JACKSON**  
Orthopedic Surgeon



**CHARLES COX**  
Audio Tech



**PAT CONROY**  
Athletic Finance



**CAROL LEATHAM**  
Athletic Administrative  
Assistant



**MICK HILL**  
Equipment Manager



**DENNIS FISCHER**  
Equipment Manager



**SUSAN ESCALANTE**  
Media Relations Office  
Manager



**CECIL HARRISON**  
Video Engineer



**LARRY DUFFIN**  
Special Events Director



**MARY JEAN DRAPER**  
Special Events  
Assistant Director



**DAVID MILES**  
Ticket Manager




**KAY BARKER**  
Ticket Office




**LARAE HAWKINS**  
Ticket Office



**TERRY CARTER**  
Special Events  
Custodial




**MIKE AVERETT**  
Special Events  
Custodial



**DALE JOHNSON**  
Special Events  
Custodial

# mountain west conference

2000-2001 MOUNTAIN WEST CONFERENCE CHAMPIONSHIP TROPHIES & VOLLEYBALL NATIONAL CHAMPIONSHIP TROPHY



In the two year history of the MWC, the Cougars have won 27 of 38 conference championships. Last season BYU won 16 of 19 MWC Championships while seven BYU teams finished the year ranked in the nations top 20 in helping the Cougars to a 17th place finish in the Sears Cup Standings.

"We're excited our teams have performed so well, but frankly, we expect each of them to win the conference championship every year. When we don't win, we're very disappointed. It's a source of pride. We expect to win, and we truly believe we can."

— BYU athletic director Val Hale



The newest conference in the nation has quickly emerged as one of the best. The Mountain West Conference, which officially commenced operation on July 1, 1999, sent three football teams to bowl games and won a national championship (women's cross country) in its first year.

The MWC was conceived on May 26, 1998, when eight teams announced they were breaking away from the Western Athletic Conference. Those teams -- Utah, Air Force, Brigham Young, Colorado State, New Mexico, San Diego State, UNLV and Wyoming -- brought immediate credibility to their new league.

From a team perspective, when the eight schools splintered off and created the Mountain West Conference, they took the backbone of the WAC with them. Half were charter members of the WAC when it was founded in 1962: Utah, BYU, New Mexico and Wyoming. Colorado State (1967) and San Diego State (1978) both competed as WAC members for at least two decades, while Air Force (1980) was also a longstanding member. Only UNLV, which joined the WAC during its expansion in 1996, was a newcomer.

The split from the former 16-team WAC signaled the end to an unwieldy nine-state, five-time zone conference. However, the Mountain West Conference has maintained its geographical diversity. Some of the most beautiful geography in the nation can be found within Mountain West Conference boundaries, including the unparalleled Rocky Mountain range, which borders four MWC schools (Utah, BYU, Air Force and Colorado State). The high plains of Wyoming (elevation 7,000 feet) contrast with the desert city of Las Vegas (the fastest growing metropolitan area in the West), the balmy weather and Pacific Ocean locale of San Diego State and the southwestern flavor of New Mexico.

The Mountain West Conference office is located in Colorado Springs, Colo., and is under the guidance of Commissioner Craig Thompson. One of Thompson's first priorities was to secure a television contract for the conference. On February 1, 1999, ESPN, Inc. and the Mountain West Conference announced a seven-year, \$48 million agreement giving ESPN exclusive national television rights to MWC football and men's basketball. In 2000, the Conference will have at least 16 national television appearances for football.

The Mountain West Conference also secured a three-year contract for two post-season bowl games, which began with the 1999 season: the Liberty Bowl, which takes the MWC champion, and the Las Vegas Bowl, which gets the second choice. For the third consecutive season the Mountain West Conference is assured of sending at least three teams to post-season bowl games. The New Orleans Bowl will have the third MWC selection to match-up against the Sun Belt Conference champion.

In just the first season of the MWC, football attendance as a conference ranked seventh nationally and men's basketball was fourth at the gate, behind the Big Ten, ACC and SEC.

At the conclusion of the Board of Directors meetings in June 2000, the MWC announced its acceptance of an invitation to participate in discussions related to the Bowl Championship Series (BCS) for the next six years. This announcement came less than two months after being granted eligibility for automatic qualification to all NCAA championship sports sponsored by the Mountain West Conference.



MWC Commissioner  
Craig Thompson

### MWC Quick Facts

15455 Gleneagle Drive, Suite 200  
Colorado Springs, CO 80921

Phone: (719) 488-4040

Fax: (719) 487-7241

Website: (Contains a photo gallery  
with head shots and action shots of  
MWC coaches and student athletes)

[www.TheMWC.com](http://www.TheMWC.com)

Eighteen MWC football student-athletes earned postseason honors, including Academic All-Americans Jared Lee (BYU) and Kimball Christianson (Utah). Ryan McGuffey (Wyoming), Jason Kaufusi (Utah) and Brandon Ratcliff (New Mexico) earned Freshman All-America status, and CSU's John Howell was named to Sports Illustrated's All-Bowl Team. Cecil Sapp (CSU), Nate Turner (UNLV), Mike Thiessen (Air Force) and Dave Adams (Air Force) were Bowl MVPs. Two Mountain West Conference athletes were selected in the first round of the 2000 NFL Draft. New Mexico's Brian Urlacher was with the ninth overall pick, chosen by the Chicago Bears, and BYU's Rob Morris was selected with the 25th pick by the Indianapolis Colts.

A total of 1,489,527 fans attended the games during the MWC's inaugural football season, ranking the conference seventh nationally in total attendance. Conference schools averaged 34,640 fans per game.

The Mountain West Conference concluded the 2000 football season by becoming the only conference with multiple bowl games to go unbeaten in the postseason, posting a 3-0 mark. The 2000 Las Vegas Bowl broke the previous year's attendance record with 29,113 on hand to see UNLV beat Arkansas, 31-14. The Liberty Bowl's third-largest crowd witnessed Colorado State's 22-17 victory over Louisville. It marked the second straight year CSU played in front of the third-largest crowd in Liberty Bowl history. Air Force completed the perfect bowl season with a thrilling 34-31 victory over Fresno State in the inaugural Silicon Valley Football Classic.

In its first two years the MWC has participated in six bowl games, sending five of the eight Mountain West Conference teams to postseason bowls.

**AIR FORCE**... located 15 miles north of Colorado Springs at the base of the Rampart Range...the Academy sight covers 18,000 acres with an enrollment of 4,100...Falcons Stadium seats 52,480 for football...Clune Arena seats 6,002 for basketball.

**BRIGHAM YOUNG UNIVERSITY**...located in Provo, Utah, 40 miles southeast of Salt Lake City...enrollment is 30,069...Cougars Stadium seats 65,000 for football...Marriott Activities Center holds 22,700 for basketball.

**COLORADO STATE**...located in Ft. Collins, 60 miles north of Denver, the largest metropolitan area in the Rockies...enrollment is 22,600...Hughes Stadium seats 30,000...Moby Arena holds 9,001 for basketball.

**UNIVERSITY OF NEVADA-LAS VEGAS**...located in Las Vegas, on of the fastest growing cities in the United States...has an enrollment of 21,000...newly remodeled Sam Boyd Stadium seats 40,000 and is home to the annual Las Vegas Bowl...the Thomas and Mack Center holds 18,500 for basketball.



In addition to the 19 MWC-sponsored sports, programs like Utah and BYU have national titles in non-league sports. The Utes have won 10 national championships apiece in women's gymnastics and skiing, while BYU won the 1999 and 2001 NCAA men's volleyball championships and the women's Cross Country team has won National Championships in 1997, 1999, and 2001.

In the two year history of the Mountain West Conference, BYU has won 27 of 38 conference championships. During the 2000-01 Season BYU claimed 16 of the 18 MWC championships (men's cross country, women's cross country, women's soccer, women's volleyball, men's swimming and diving, women's swimming and diving, men's indoor track and field, women's indoor track and field, men's basketball, men's tennis, women's tennis, men's golf, softball, baseball, men's outdoor track and field, women's outdoor track and field). The Cougars finished the season ranked 17th in the final Sears Directors Cup standings.

Colorado State was crowned champion in football and captured the women's basketball title, while New Mexico won the women's golf championship.

The league's football success continued at the professional level as former student-athletes Mike Anderson (Utah) and Brian Urlacher (New Mexico) earned NFL Offensive and Defensive Rookie of the Year honors, respectively, for the 2000 season.

In basketball the MWC qualified 9 of 15 eligible teams for post-season play. Four of seven eligible men's teams advanced into the post-season (BYU-NCAA, Utah-NIT, Wyoming-NIT, New Mexico-NIT) and five of eight women's teams (Colorado State-NCAA, Utah-NCAA, New Mexico-WNIT, BYU-WNIT, UNLV-WNIT), with New Mexico losing in the finals of the WNIT. The Mountain West Conference set new marks for attendance and tickets sold for its Basketball Championships at the Thomas & Mack Center in Las Vegas, Nev.

The MWC sent 31 teams and 60 individuals on to NCAA post-season action. Thirty-eight student-athletes from member institutions were named first-team All-America. Mountain West Conference student-athletes Scott Becker (Air Force) and Jared Lee (BYU) claimed two of the six Division I-A postgraduate scholarships presented by the National Football Foundation and College Hall of Fame.

**UNIVERSITY OF NEW MEXICO**...located in Albuquerque, the largest city in New Mexico...enrollment is 23,762...University Stadium seats 31,218 for football...University Arena "The Pit" has a capacity of 18,018.

**SAN DIEGO STATE**...located in southern-most California...enrollment is 30,000...Qualcomm Stadium has a capacity of 71,400 and hosts the Holiday Bowl...Cox Arena holds 12,414 for basketball.

**UNIVERSITY OF UTAH**...located in Salt Lake City, Utah's capital city...enrollment is 26,183...newly remodeled for the 2002 Winter Olympics, Rice-Eccles Stadium seats 45,634...the Jon M. Huntsman Center seats 15,000 for basketball.

**UNIVERSITY OF WYOMING**...located in Laramie, 130 miles north of Denver, CO...enrollment is 10,600...War Memorial Stadium holds 33,500 for football and is the highest Division I football stadium in the country at 7,220 feet...the Arena Auditorium seats 15,028 for basketball.

# 2000-2001 mwc review

## TELEVISION EXPOSURE

The Mountain West Conference television agreement with ESPN will provide an all-time high 32 national and regional television broadcasts on ABC, ESPN, ESPN2 and ESPN+Plus during the 2001-02 season, including 12 appearances on ESPN, four on ESPN2, four on ABC and 12 on ESPN+Plus. An additional 26 games are scheduled to be aired on SportsWest as point-to-point broadcasts by local affiliates, while local institutional packages will add a minimum of another 25 games for the 2000-01 season.

## HOME SWEET HOME

Six of the eight Mountain West Conference institutions have a 70 percent or better all-time winning percentage on their home courts. UNLV boasts the best overall record at 242-42 (.852).

SCHOOL	ARENA	W-L	PCT.
Air Force	Clune Arena	252-194	.565
BYU	Marriott Center	324-106	.754
Colorado State	Moby Arena	364-132	.734
New Mexico	The Pit	498-116	.811
San Diego State	Cox Arena	28-33	.459
UNLV	Thomas & Mack	242-42	.852
Utah	Jon M. Huntsman	398-86	.822
Wyoming	Arena-Auditorium	207-66	.758
Total		2,313-775	.749

## ATTENDANCE COMPARISON

Attendance at MWC regular season home games decreased in 2000-01 by an average of 24 fans per game. Four of the eight MWC arenas saw an increase in home attendance led by Wyoming which had an average of 2,073 more fans per home games this season.

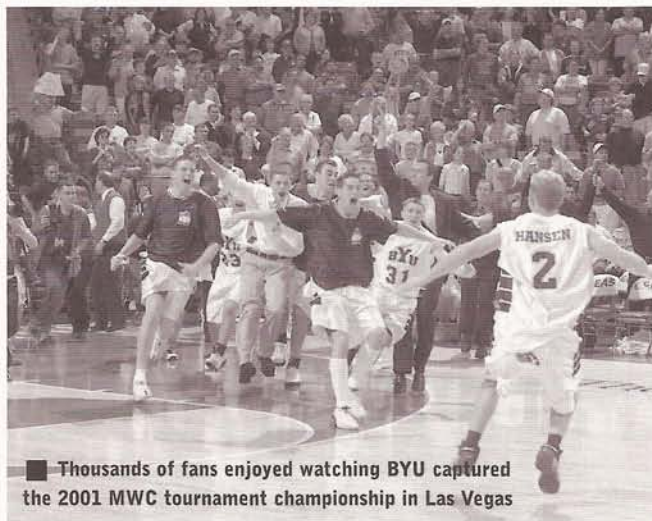
TEAM	2000	2001	DIFFERENCE
New Mexico	17,065	16,418	- 647
Utah	13,248	12,236	- 1,012
BYU	10,410	11,452	+ 1,042
UNLV	11,928	11,029	- 899
Wyoming	7,012	9,085	+ 2,073
San Diego State	2,618	4,538	+ 1,920
Colorado State	4,880	3,983	- 897
Air Force	1,202	1,546	+ 344
Total	9,152	9,128	- 24

## NCAA ATTENDANCE

The Mountain West Conference had four institutions rank in the top 40 in the final 2000-01 national attendance figures. New Mexico led the league and ranked eighth in the country totaling 311,940 fans for an average of 16,418 per game.

### 2000-01 NCAA Men's Attendance Leaders

RK.	SCHOOL	AVERAGE
1.	Kentucky	21,786
2.	North Carolina	20,836
3.	Syracuse	19,282
4.	Ohio State	17,540
5.	Louisville	17,443
6.	Memphis	17,110
7.	Wisconsin	16,811
8.	New Mexico	16,418
9.	Arkansas	16,225
10.	Kansas	16,179
22.	Utah	12,236
29.	BYU	11,452
33.	UNLV	11,029



Thousands of fans enjoyed watching BYU captured the 2001 MWC tournament championship in Las Vegas

As a league, the MWC ranked fifth nationally with 9,145 fans per game. Below is a look at the nation's top 10 conferences in attendance:

RK.	CONFERENCE	GAMES	2000-01 ATT.	AVERAGE
1.	Big Ten	175	2,342,022	13,383
2.	Atlantic Coast	143	1,681,707	11,760
3.	Southeastern	197	2,163,525	10,982
4.	Big 12	182	1,712,210	9,408
5.	Mountain West	126	1,152,292	9,145
6.	Conference USA	182	1,636,814	8,993
7.	Big East	230	2,039,505	8,867
8.	Pac 10	152	1,172,055	7,711
9.	Missouri Valley	148	943,159	6,373
10.	Atlantic 10	151	905,271	5,995



**EAS Mountain West Conference Championships**  
 March 7-9, 2002 • UNLV's Thomas & Mack Center



## 2000-2001 MOUNTAIN WEST CONFERENCE FINAL STANDINGS

Pl.	Team	Conf.	Pct.	H	A	Overall	Pct.	H	A	N	Streak	Last 10
1.	BYU	10-4	.714	7-0	3-4	24-9	.727	15-0	5-3	5-3	Lost 1	8-2
	Utah	10-4	.714	7-0	3-4	19-12	.613	13-3	5-6	1-3	Lost 2	7-3
	Wyoming	10-4	.714	6-1	4-3	20-10	.667	11-2	6-7	3-1	Lost 2	5-5
4.	UNLV	7-7	.500	5-2	2-5	16-13	.552	12-3	3-7	1-3	Won 1	5-5
5.	New Mexico	6-8	.429	4-3	2-5	21-13	.618	15-4	4-8	2-1	Lost 1	5-5
	Colorado State	6-8	.429	5-2	1-6	15-13	.536	10-3	2-8	3-2	Lost 1	4-6
7.	San Diego State	4-10	.400	3-4	1-6	14-14	.500	12-5	2-8	0-1	Lost 1	3-7
8.	Air Force	3-11	.214	3-4	0-7	8-21	.276	5-9	1-11	2-1	Lost 2	2-8

### 2001 Mountain West Conference Tournament

March 8-10 (Thursday-Saturday)

Thomas & Mack Center, Las Vegas, Nevada

#### Quarterfinals

March 8 (Thursday)

Game 1- No. 2 BYU 69, No. 7 Air Force 54

Game 2- No. 3 Wyoming 73, No. 6 San Diego State 58

Game 3- No. 4 New Mexico 76, No. 5 Colorado State 65

#### Semifinals

March 9 (Friday)

Game 5- No. 2 BYU 77, No. 3 Wyoming 66

Game 6- No. 4 New Mexico 56, No. 1 Utah 53


#### Finals

March 10 (Saturday)

No. 2 BYU 69, No. 4 New Mexico 65

■ **Mountain West Conference Player of the Year Mekeli Wesley was unstoppable in the 2001 MWC Championship game shooting 11-12 from the field and scoring 30 points to earn tournament MVP honors. Wesley was also named an Honorable Mention AP All-American.**

■ **TITLE GAME FIRST AND SECOND: BYU men's and women's basketball teams have both reached the Mountain West Conference Tournament finals in each of the first two MWC Tournaments. Both teams lost in the 2000 finals but last year the men won the title while the women lost by three points to CSU. The two finals appearances have been the first and second times both teams have advanced to the finals in the same season.**



### 2000-01

#### ALL-MOUNTAIN WEST CONFERENCE MEN'S BASKETBALL TEAM

(selected by head coaches)

#### FIRST-TEAM

Marcus Bailey, Wyoming, So, 6-5, 190, G/F  
 Josh Davis, Wyoming, Jr., 6-8, 235, F/C  
 Kaspars Kambala, UNLV, Sr., 6-9, 250, C  
 Terrell Lyday, BYU, Sr., 6-3, 195, G  
 Mekeli Wesley, BYU, Sr., 6-9, 235, F

#### SECOND-TEAM

Kevin Bradley, Utah, Jr., 6-0, 170, G  
 Ruben Douglas, New Mexico, So., 6-4, 185, G  
 Britton Johnsen, Utah 6-9, 205, So., F  
 Uche Nsonwu-Amadi, Wyoming, So., 6-10, 260, F/C  
 Trent Whiting, BYU, Sr., 6-1, 185, G

#### NEWCOMER TEAM

Kevin Bradley, Utah, Jr., 6-0, 170, G  
 Ruben Douglass, New Mexico, So., 6-4, 185, G  
 Randy Holcomb, San Diego State, Jr., 6-9, 219, F  
 Uche Nsonwu-Amadi, Wyoming, So., 6-10, 260, F/C  
 Trent Whiting, BYU, Sr., 6-1, 185, G

#### PLAYER OF THE YEAR

Mekeli Wesley, BYU

#### NEWCOMER OF THE YEAR

Uche Nsonwu-Amadi, Wyoming

#### FRESHMAN OF THE YEAR

Nick Jacobson, Utah

#### COACH OF THE YEAR

Dick Hunsaker, Utah

### 2000-01 EAS Mountain West Conference Men's Basketball All-Tournament Team

Mekeli Wesley, Sr., F, BYU  
 Terrell Lyday, Sr., G, BYU  
 Wayland White, Sr., F, New Mexico  
 Marlon Parmer, So., G, New Mexico  
 Josh Davis, Jr., F, Wyoming

#### Tournament MVP

Mekeli Wesley, Sr., F, BYU

# mwc composite schedule

## TUESDAY, NOV. 13

Guardians Classic in Columbia, Mo.  
Air Force vs. Yale TBA  
Preseason NIT in Los Angeles, Calif.  
Wyoming at Southern California (ESPN) 6 p.m.  
Global Sports at UNLV (Exhibition) 7:35 p.m.

## WEDNESDAY, NOV. 14

Guardians Classic in Columbia, Mo.  
Air Force vs. Missouri/Tenn. Martin TBA

## FRIDAY, NOV. 16

Red Raider Classic in Lubbock, Texas  
San Diego State vs. Northern Iowa 9:15 p.m.  
St. Francis (Ill.) at Utah 7 p.m.

## SATURDAY, NOV. 17

Red Raider Classic in Lubbock, Texas  
San Diego St. vs. Wilm. & Mary/Tx. Tech 5/7:15 p.m.  
Montana Tech at Colorado State 1 p.m.  
BYU at University of San Diego 7 p.m.  
Stanford at New Mexico 7:05 p.m.  
Wisconsin at UNLV 7:35 p.m.

## SUNDAY, NOV. 18

Denver at Air Force 1 p.m.

## MONDAY, NOV. 19

Arkansas-Pine Bluff at Wyoming 7 p.m.  
Texas Southern at New Mexico 7:05 p.m.

## TUESDAY, NOV. 20

Colorado at Washington State 7 p.m.  
Boise State at Utah 7 p.m.  
Nicholls State at UNLV 7:35 p.m.

## WEDNESDAY, NOV. 21

Norfolk State at San Diego State (Ch. 4-SD) 7:35 p.m.

## FRIDAY, NOV. 23

Hawai'i-Hilo Tournament in Hilo, Hawai'i  
Colorado State vs. South Carolina State TBA  
Hispanic College Fund Classic in Albuquerque, N.M.  
Pacific at New Mexico 7:05 p.m.  
Utah State at Utah (KJZZ) 7 p.m.

## SATURDAY, NOV. 24

Hawai'i-Hilo Tournament in Hilo, Hawai'i  
Colorado State vs. Mercer/Hawai'i TBA  
Hispanic College Fund Classic in Albuquerque, N.M.  
Southern Miss/West Virginia at NEW MEXICO TBA  
Air Force at Navy 3 p.m.  
Arizona State at BYU 4 p.m.  
UNLV at Cincinnati (ESPN2) 3:30 p.m.  
Eastern Kentucky at Wyoming 7 p.m.  
San Diego State at New Mexico State 7:05 p.m.

## SUNDAY, NOV. 25

Hawai'i-Hilo Tournament in Hilo, Hawai'i  
Colorado State vs. TBA TBA

## MONDAY, NOV. 26

Utah at Alabama (ESPN2) 5 p.m.  
Wyoming at Denver 7 p.m.

## TUESDAY, NOV. 27

UC San Diego at San Diego State (Ch. 4-SD) 7:35 p.m.

## WEDNESDAY, NOV. 28

BYU at UC Santa Barbara 7 p.m.

UNLV at Washington 7:05 p.m.  
New Mexico at California 7:35 p.m.  
Wyoming at Detroit-Mercy (ESPN+Plus) TBA

## THURSDAY, NOV. 29

Colorado State at Gardner Webb 7:30 p.m.

## FRIDAY, NOV. 30

Fresno State Tournament in Fresno, Calif.  
Air Force vs. Montana State 5:30 p.m.

## SATURDAY, DEC. 1

Fresno State Tournament in Fresno, Calif.  
Air Force vs. Fresno State/UC Riverside 5:30/8 p.m.  
Cal State Fullerton at Wyoming 4 p.m.  
BYU at Utah State 8 p.m.  
Pepperdine at Utah (KJZZ) 7 p.m.  
Alcorn State at New Mexico 7:05 p.m.  
Colorado State at South Carolina 7:30 p.m.  
Cal State Northridge at San Diego State 7:35 p.m.  
Georgia Southern at UNLV 7:35 p.m.

## TUESDAY, DEC. 4

Game played at America West Arena in Phoenix, Ariz.  
Utah vs. Arizona State (Fox Sports Net) 8:30 p.m.

## WEDNESDAY, DEC. 5

Weber State at BYU 7 p.m.  
Colorado at Colorado State 7 p.m.  
Arkansas State at Air Force 7:05 p.m.  
New Mexico at New Mexico State (KRQE) 7:05 p.m.  
San Diego State at Univ. San Diego (Ch. 4-SD) 7:30 p.m.

## THURSDAY, DEC. 6

Cal State Northridge at Wyoming 7 p.m.

## SATURDAY, DEC. 8

Arby's Hardwood Classic in Birmingham, Ala.  
UNLV at Alabama-Birmingham 5:05 p.m.  
Oakland University at Air Force 2 p.m.  
Creighton at BYU 4 p.m.  
Arkansas-Little Rock at Colorado State 7 p.m.  
Troy State at Utah 7 p.m.  
Tennessee Tech at New Mexico 7:05 p.m.  
Fresno State at San Diego State (Ch. 4-SD) 7:35 p.m.

## WEDNESDAY, DEC. 12

Air Force at Denver 7 p.m.  
Fort Lewis at BYU 7 p.m.  
Wyoming at Boise State 7:30 p.m.

## FRIDAY, DEC. 14

San Diego State at Hawai'i 7:05 p.m.

## SATURDAY, DEC. 15

Wyoming vs. Montana State (in Casper, Wyo.) 7 p.m.  
Colorado State at Denver 2 p.m.  
Idaho at BYU 4 p.m.  
Utah at Weber State (KJZZ) 7 p.m.  
UNLV at Loyola Marymount 7:05 p.m.

## SUNDAY, DEC. 16

New Mexico State at New Mexico (KRQE) 3:05 p.m.

## TUESDAY, DEC. 18

Southern Illinois at Colorado State 7 p.m.  
Southern Utah at Utah (KJZZ) 7 p.m.

## WEDNESDAY, DEC. 19

Indiana State at Wyoming 7 p.m.

## THURSDAY, DEC. 20

Indiana-Purdue-Ft. Wayne at Colorado State 7 p.m.  
Eastern Washington at San Diego State 7:35 p.m.  
Nevada at UNLV 7:35 p.m.

## FRIDAY, DEC. 21

Idaho State at Utah (KJZZ) 7 p.m.

## SATURDAY, DEC. 22

Las Vegas Showdown in Las Vegas, Nev.  
Texas at UNLV (ESPN2) 6:35 p.m.  
BYU vs. Stanford (ESPN) 9 p.m.  
UNC-Greensboro at New Mexico 1:05 p.m.  
Air Force at Liberty 2 p.m.  
Alaska-Anchorage at Wyoming 4 p.m.

## THURSDAY, DEC. 27


Cal State Northridge at BYU 7 p.m.

## FRIDAY, DEC. 28


COMCAST Lobo Invitational  
St. Mary's at New Mexico 8:15 p.m.  
Tennessee State at UNLV 7:35 p.m.

## SATURDAY, DEC. 29

COMCAST Lobo Invitational  
Dartmouth/SE Louisiana at New Mexico 8:15 p.m.  
San Diego State at Duke (ABC) 1:30 p.m.  
Texas at Utah (ABC) 1:30 p.m.  
Tennessee Tech at Air Force 2 p.m.  
Southern Utah at BYU 4 p.m.  
Portland State at Wyoming 4 p.m.



shawn opunui

**SUNDAY, DEC. 30**

Old Dominion at UNLV 7:35 p.m.

**MONDAY, DEC. 31**

Columbia at San Diego State 2:05 p.m.

**TUESDAY, JAN. 1**

Wyoming at Texas Tech TBA

**WEDNESDAY, JAN. 2**

San Francisco at BYU 7 p.m.

Whitworth at Utah 7 p.m.

Air Force at Northern Arizona 7:05 p.m.

IPFW at San Diego State (Ch. 4-SD) 7:35 p.m.

Colorado State at Baylor TBA

**SATURDAY, JAN. 5**

Northern Arizona at New Mexico 2:05 p.m.

BYU at Pepperdine 5 p.m.

Morris Brown at Colorado State 7 p.m.

Wyoming at UNLV (SportsWest) 7:35 p.m.

**MONDAY, JAN. 7**

Utah at St Mary's 7 p.m.

UNLV at Air Force (SportsWest) 7:05 p.m.

Gonzaga at New Mexico (ESPN) 10 p.m.

**TUESDAY, JAN. 8**

San Diego State at Texas A&amp;M-Corpus Christi 7 p.m.

**THURSDAY, JAN. 10**

Air Force at Texas Pan-American 7:30 p.m.

**SATURDAY, JAN. 12**

UNLV at Utah (ESPN+Plus) 1 p.m.

San Diego State at BYU (SportsWest) 4 p.m.

Colorado State at Wyoming (SportsWest) 4 p.m.

**MONDAY, JAN. 14**

San Diego State at Utah (Ch. 4-SD) (KJZZ) 7 p.m.

Air Force at New Mexico (ESPN) 10 p.m.

**TUESDAY, JAN. 15**

UNLV at BYU (SportsWest) 7 p.m.

**SATURDAY, JAN. 19**

BYU at New Mexico (ESPN+Plus) 1 p.m.

Utah at Air Force (KJZZ) 4 p.m.

Colorado St. at San Diego State (Ch. 4-SD) 7:35 p.m.

**MONDAY, JAN. 21**

\*BYU at Air Force (SportsWest) 2 p.m.

\*Utah at New Mexico (KJZZ) 7 p.m.

\*Colorado State at UNLV (SportsWest) 7:35 p.m.

\*Wyoming at San Diego State (ESPN) 9 p.m.

**SATURDAY, JAN. 26**

\*Air Force at Colorado State (ESPN+Plus) 1 p.m.

\*New Mexico at Wyoming (SportsWest) 4 p.m.

\*UNLV at San Diego State (SportsWest) 7:35 p.m.

**MONDAY, JAN. 28**

\*Air Force at Wyoming 7 p.m.

\*New Mexico at Colorado State (SportsWest) 7 p.m.

\*BYU at Utah (ESPN) 10 p.m.

**TUESDAY, JAN. 29**

Houston at San Diego State 7:35 p.m.

**SATURDAY, FEB. 2**

Wyoming at BYU (ESPN+Plus) 1 p.m.

Colorado State at Utah (KJZZ) 7 p.m.

San Diego State at New Mexico (SportsWest) 7 p.m.

**SUNDAY, FEB. 3**

DePaul at UNLV (ABC) 11:05 a.m.

**MONDAY, FEB. 4**

San Diego State at Air Force 7:05 p.m.

Colorado State at BYU (SportsWest) 8:30 p.m.

Wyoming at Utah (ESPN) 10 p.m.

**TUESDAY, FEB. 5**

UNLV at New Mexico (SportsWest) 7:05 p.m.

**SATURDAY, FEB. 9**

BYU at UNLV 7:30 p.m.

New Mexico at Air Force (SportsWest) 2 p.m.

Utah at San Diego State (ESPN+Plus) 3 p.m.

Wyoming at Colorado State (SportsWest) 7 p.m.

**MONDAY, FEB. 11**

Michigan at Colorado State 7 p.m.

BYU at San Diego State (SportsWest) 7:35 p.m.

Utah at UNLV (ESPN) 9 p.m.

**WEDNESDAY, FEB. 13**

Florida International at UNLV 7:35 p.m.

**SATURDAY, FEB. 16**

New Mexico at BYU (ESPN+Plus) 1 p.m.

UNLV at Wyoming (SportsWest) 4 p.m.

Air Force at Utah (KJZZ) 7 p.m.

San Diego State at Colorado State 7 p.m.

**MONDAY, FEB. 18**

San Diego State at Wyoming (Ch. 4-SD) 7 p.m.

UNLV at Colorado State (SportsWest) 7:05 p.m.

Air Force at BYU (SportsWest) 8:30 p.m.

New Mexico at Utah (ESPN) 10 p.m.

**SATURDAY, FEB. 23**

\*Utah at BYU (ESPN+Plus) 1 p.m.

Wyoming at Air Force 2 p.m.

Colorado State at New Mexico (SportsWest) 7 p.m.

San Diego State at UNLV (SportsWest) 7:35 p.m.

**MONDAY, FEB. 25**

Colorado State at Air Force (SportsWest) 7:05 p.m.

Wyoming at New Mexico (ESPN) 10 p.m.

**THURSDAY, FEB. 28**

Utah at Colorado State (KJZZ) 7 p.m.

Air Force at UNLV 7:35 p.m.

New Mexico at San Diego St. (SportsWest) 8 p.m.

BYU at Wyoming (SportsWest) 9 p.m.

**SATURDAY, MAR. 2**

Utah at Wyoming (ESPN+Plus) 1 p.m.

Air Force at San Diego State (Ch. 4-SD) 6:35 p.m.

BYU at Colorado State (SportsWest) 7 p.m.

New Mexico at UNLV (SportsWest) 7:35 p.m.

**THURSDAY-SATURDAY, MARCH 7-9, 2002**EAS Mountain West Conference Championship  
Thomas & Mack Center, Las Vegas, Nev.

Television in parenthesis

All game times local to site. Schedule subject to change.



# mountain west arenas



## **AIR FORCE ACADEMY**

Clune Arena  
Capacity: 6,002




## **University of New Mexico**

The Pit/Bob King Court  
Capacity: 18,018



## **Brigham Young University**

Marriott Center  
Capacity: 22,700



## **San Diego State University**

Cox Arena  
Capacity: 12,414



## **Colorado State University**

Moby Arena  
Capacity: 8,745



## **University of Utah**

Jon M. Huntsman Center  
Capacity: 15,000



## **UNLV**

Thomas & Mack Center  
Capacity: 18,500



## **University of Wyoming**

Arena-Auditorium  
Capacity: 15,028



## BYU'S 2001-02 OPPONENTS



# the schedule/opponents

## BYU's 2001-2002 Schedule

Seven conference champions, including Pac-10 champion Stanford, and 12 games against teams who qualified for postseason play last year highlight BYU's 2001-02 men's basketball schedule.

The Cougars will face Stanford, who advanced to the Elite Eight of the NCAA Tournament last year with a 31-3 record, in game two of the annual Las Vegas Showdown at the Thomas & Mack Center in Las Vegas on Dec. 22. Host UNLV will play Texas in the first game.

"We look forward to what should be a very challenging schedule this coming season," BYU coach Steve Cleveland said. "Seven teams won or shared their league titles and in Stanford we play one of the best teams in the country. We are happy to continue a relationship with teams like Arizona State, San Francisco and UC Santa Barbara while also adding new opponents like Creighton, who went 24-8 last year, and Pepperdine, who finished 22-9. Of course, our in-state and conference games are all going to be very competitive."

BYU's 13 nonconference opponents earned a combined 234-156 (.600) record last year for an average record of 18-12. In-state rivals Utah State, Utah, Southern Utah and Weber State combined for an 87-38 record, winning nearly 70 percent of their games and earning two NCAA

and one NIT berth. Overall, BYU will play nine teams who qualified for a postseason tournament last year (five NCAA, four NIT).

Including two exhibition contests, BYU has 29 games on its 2001-2002 schedule, including 17 in the Marriott Center. The MWC tournament will be played in Las Vegas, Mar. 7-9, at the Thomas & Mack Center.

After the annual Varsity Preview (Nov. 3) and exhibition contests with the EA Sports All-Stars (Nov. 6) and Worldwide/London Leopards (Nov. 10), BYU opens its regular season on the road against the University of San Diego of the West Coast Conference on Nov. 17. The Cougars then host Arizona State of the Pac-10 in Provo on Nov. 24 before finishing the month on the road with a Nov. 28 meeting at UC Santa Barbara, who finished fourth in the Big West last year.

The Cougars play six of eight games at home during December. The two road games are at Big West champion Utah State on Dec. 1 and against Stanford in Las Vegas on Dec. 22. Home dates include Weber State of the Big Sky (Dec. 5), Missouri Valley champion Creighton (Dec. 8), Ft. Lewis of the Rocky Mountain Athletic Conference (Dec. 12), Idaho (Dec. 15) and conference champion Cal State Northridge (Dec. 27) of the Big Sky and Mid-Continent champion Southern Utah (Dec. 29).

BYU completes its nonconference schedule against two West Coast Conference teams, hosting the University of San Francisco on Jan. 2 and playing at Pepperdine on Jan. 5. BYU lost at fifth-place San Francisco last year while Pepperdine placed second in the WCC behind NCAA qualifier Gonzaga. The Waves, who enter their first year under former NBA player and coach Paul Westphal, earned a 22-9 record last season, including an NIT win in Laramie over MWC tri-champion Wyoming.

The Cougars tip off the MWC season at home against San Diego State (Jan. 12) and UNLV (Jan. 15). Additional home dates in conference play include Wyoming (Feb. 2), Colorado State (Feb. 4), New Mexico (Feb. 16), Air Force (Feb. 18), and Utah (Feb. 23).

"Our Mountain West schedule will be tough, especially with Wyoming and Utah returning virtually their entire teams from last year," Cleveland said. "New Mexico finished strong last year and will be very good as always and San Diego State is going to be a force to be reckoned with after adding some very talented players to an already much improved team. Every game in conference play will be a battle."

## BYU on Television


The Cougars will be featured six times on the ESPN/ABC networks in 2001-02, BYU has the second most TV appearances among MWC schools after Utah's 10. BYU will also be televised 12 times by SportsWest Productions for a total of 18 television games this season.

BYU will appear on ESPN twice and ESPN+Plus four times.

BYU faces national power Stanford on ESPN in the first of three away games included in the MWC's 2001-02 television package. The BYU-Stanford game will be played Dec. 22 at 10 p.m. MT at the Thomas & Mack Center as part of the Las Vegas Showdown. BYU will also play at New Mexico (Jan. 19 at 1 p.m.) on ESPN+Plus and at rival Utah (Jan. 28) in a 10 p.m. ESPN contest. The Cougars will play three 1 p.m. ESPN+Plus contests in Provo against Wyoming (Feb. 2), New Mexico (Feb. 16) and Utah (Feb. 23).

A total of thirty-one games involving MWC teams will be televised by the networks. ABC will air three games featuring league institutions, while ESPN is slated to carry 13 contests, including eight as part of its "Big Monday" package. Two games are scheduled for ESPN2 and ESPN Regional Television (ESPN+Plus) will produce and syndicate 12 contests as the "Mountain West Conference Game of the Week." ESPN+Plus games in Utah are aired on KJZZ-TV, channel 14.

For the third consecutive season every game of the EAS Mountain West Conference Men's Basketball Championship will be televised by ESPN or ESPN+Plus.



■ **AIR TIME:** BYU will once again be under the national spotlight in 2001-2002 with two appearances on ESPN and four on ESPN+Plus.

# U. of SAN DIEGO

November 17; San Diego, Calif. - 8 p.m. MST (SD4)

# ARIZONA STATE

November 24; Provo, Utah - 4 p.m. MST (FOX AZ)

## GENERAL INFO

Location: San Diego, Calif.  
 Founded: 1949  
 Enrollment: 6,943  
 Nickname: Toreros  
 Colors: Columbia Blue, Navy and White  
 Home Arena: Jenny Craig Pavilion  
 Conference: West Coast  
 Athletic Director: Tom Iannacone

## BASKETBALL INFO

Head Coach: Brad Holland  
 Alma Mater: UCLA (1979)  
 Best time to call: Weekday mornings  
 Office Phone: (619) 260-4829  
 Overall Record (Years): 133-117 (9)  
 Record at School (Years): 110-86 (7)  
 Assistant Coaches: David Fizdale, Steve Flint, Sam Scholl

## 2000-2001

Overall Record: 16-13  
 Conf. Record/Finish: 7-7  
 Final Ranking/Post Season Finish: NA

## 2001-2002

Letterman Returning/Lost: 7/5  
 Starters Returning/Lost: 1/4

## RETURNING STARTERS

Andre Laws, 6-1, 190, Sr., G (10.3 ppg, 3.1 rpg)  
 Sam Adamo, 6-4, 190, Sr., G (9.2 ppg, 2.3 rpg)

## SERIES HISTORY

Series Record: First Meeting  
 Last Meeting: First Meeting  
 Result: First Meeting

## MEDIA RELATIONS

Basketball Contact: Ted Gosen  
 Office: (619) 260-4745  
 Home: (858) 486-3284  
 Email: tgosen@sandiego.edu  
 Fax: (619) 260-2990  
 Press Row: (619) 260-7555

WEB SITE: www.usdtoreros.com



HEAD COACH  
**Brad Holland**

## GENERAL INFO

Location: Tempe, Ariz.  
 Founded: 1885  
 Enrollment: 45,693  
 Nickname: Sun Devils  
 Colors: Maroon and Gold  
 Home Arena: Wells Fargo Arena (14,198)  
 Conference: Pacific-10  
 Athletic Director: Gene Smith

## BASKETBALL INFO

Head Coach: Rob Evans  
 Alma Mater: New Mexico State (1968)  
 Best time to call: Weekday mornings  
 Office Phone: (480) 965-3261  
 Overall Record (Years): 132-126 (9)  
 Record at School (Years): 46-45 (3)  
 Assistant Coaches: Tony Benford, Russ Pennell, Dan O'Dowd

## 2000-2001

Overall Record: 13-16  
 Conf. Record/Finish: 5-13/T-6th  
 Final Ranking/Post Season Finish: NA

## 2001-2002

Letterman Returning/Lost: 11/1  
 Starters Returning/Lost: 4/1

## RETURNING STARTERS

Awvee Storey, 6-6, 221, Sr., F (13.1 ppg, 9.1 rpg)  
 Shawn Redhage 6-7, 225, Jr., F (8.1 ppg, 4.2 rpg)  
 Chad Prewitt, 6-9, 241, Sr., F/C (10.1 ppg, 4.9 rpg)  
 Donnell Knight, 6-7, 200, Jr., F (9.8 ppg, 4.6 rpg)

## SERIES HISTORY

Series Record: BYU leads, 24, 21  
 Last Meeting: Dec. 2, 2000

Result: BYU lost, 52-80 in Tempe

## MEDIA RELATIONS

Basketball Contact: Doug Tammaro  
 Office: (480) 965-5799  
 Home: (480) 705-5011  
 Email: tammaro@asu.edu  
 Fax: (480) 965-5408  
 Press Row: (480)

WEB SITE: www.thesundevils.com



HEAD COACH  
**Rob Evans**

## 2001-2002 SCHEDULE

11/17	Brigham Young	1/13	at Gonzaga
11/20	UC San Diego	1/16	at Santa Clara
11/24	at Portland State	1/19	Santa Clara
11/26	at Oregon State	1/24	Loyola Marymount
12/1	Washington	1/26	Pepperdine
12/5	San Diego State	2/1	at San Francisco
12/8	Boise State	2/2	at Saint Mary's
12/11	UC Irvine	2/7	Gonzaga
12/20	USC	2/9	Portland
12/22	Southern Oregon	2/14	Saint Mary's
12/29-30	Montana State Tournament	2/16	San Francisco
	Hampton, Troy St.,	2/22	at Pepperdine
	Montana St.	2/23	at Loyola Marymount
1/2	at Northridge	3/2-4	WCC Tournament
1/11	at Portland		

## 2001-2002 SCHEDULE

11/8	Kilsyth (Australia)	1/10	at Washington
11/12	EA SPORTS All-Stars	1/12	at Washington State
11/17	Stephen F. Austin	1/17	UCLA
11/20	Portland State	1/19	USC
11/24	at Brigham Young	1/23	Arizona
11/27	UC-Riverside	1/31	at Stanford
12/1	Prairie View A & M	2/ 2	at California
12/4	Utah	2/ 7	Washington State
12/13	Montana State	2/ 9	Washington
12/20	at Oregon	2/14	at USC
12/22	at Oregon State	2/16	at UCLA
12/28	Canisius	2/20	at Arizona
12/ 29	Championship game of	2/28	California
	Hoops Classic	3/ 7-9	Pac-10 Tournament,
1/ 4	Oregon State		Los Angeles
1/ 6	Oregon		

# opponents

## SANTA BARBARA

November 28; Santa Barbara, 8 p.m. MST

### GENERAL INFO

Location: Santa Barbara, Calif.  
 Founded: 1944  
 Enrollment: 18,900  
 Nickname: Gauchos  
 Colors: Blue and Gold  
 Home Arena: The Thunderdome (6,000)  
 Conference: Big West

Athletic Director: Gary Cunningham

### BASKETBALL INFO

Head Coach: Bob Williams  
 Alma Mater: San Jose State (1976)  
 Best time to call: 9 a.m. to noon  
 Office Phone: (805) 893-2141  
 Overall Record (Years): 231-142 (12)  
 Record at School (Years): 42-42 (3)

Assistant Coaches: Marty Wilson, David Campbell, Mark Amaral

### 2000-2001

Overall Record: 13-15  
 Conf. Record/Finish: 9-7/4th  
 Final Ranking/Post Season Finish: NA

### 2001-2002

Letterman Returning/Lost: 9/3  
 Starters Returning/Lost: 6/0

### RETURNING STARTERS

Nick Jones, 6-4, 185, So., G (9.8 ppg, 4.2 rpg)  
 Mark Hull, 6-7, 200, Jr., F/G (13.9 ppg, 4.1 rpg)  
 Branduinn Fullove, 6-4, 210, So., F/G (12.2 ppg, 5.0 rpg, 3.2 apg)

### SERIES HISTORY

Series Record: BYU leads, 3-0  
 Last Meeting: Nov. 25, 2000  
 Result: BYU won 67-53 in Provo

### MEDIA RELATIONS

Basketball Contact: Bill Mahoney  
 Office: (805) 893-3428  
 Email: bill.mahoney@athletics.ucsb.edu  
 Fax: (805) 893-4537

Press Row: (805) 893-4361 or 4516

WEB SITE: www.UCSBgauchos.com



HEAD COACH  
**Bob Williams**

## UTAH STATE

December 1; Logan, UT, 8 p.m. MST (SWP)

### GENERAL INFO

Location: Logan, Utah  
 Founded: 1888  
 Enrollment: 21,493  
 Nickname: Aggies  
 Colors: Blue and White  
 Home Arena: Dee Glen Smith Spectrum (10,270)  
 Conference: Big West

Athletic Director: Rance Pugmire

### BASKETBALL INFO

Head Coach: Stew Morrill  
 Alma Mater: Gonzaga (1974)  
 Best time to call: Contact SID  
 Office Phone: (435) 797-2060  
 Overall Record (Years): 289-163 (15)  
 Record at School (Years): 71-25 (3)

Assistant Coaches: Randy Rahe, Don Verlin, Tim Duryea

### 2000-2001

Overall Record: 28-6  
 Conf. Record/Finish: 13-3 (2)  
 Final Ranking/Post Season Finish: NA/Lost to No. 18 UCLA in 2nd Round

### 2001-2002

Letterman Returning/Lost: 8/5  
 Starters Returning/Lost: 1/4

### RETURNING STARTERS

Tony Brown, 6-3, 195, Sr., G (11.7 ppg, 3.2 rpg)

### SERIES HISTORY

Series Record: BYU leads, 132-85  
 Last Meeting: Dec. 16, 2000  
 Result: BYU won 69-67 in Provo

### MEDIA RELATIONS

Basketball Contact: Doug Hoffman  
 Office: (435) 797-3714  
 Home: (435) 787-1638  
 Email: dhoffman@cc.usu.edu  
 Fax: (435) 797-2615  
 Press Row: (435) 797-1686

WEB SITE: www.utahstateaggies.com



HEAD COACH  
**Stew Morrill**

### 2001-2002 SCHEDULE

11/17	Westmont College	1/10	at Cal. State Northridge
11/24	at USF	1/12	at Pacific
11/27	at USC	1/19	at Cal Poly
11/28	Brigham Young	1/24	UC Irvine
12/1	Saint Mary's	1/26	Long Beach State
12/5	at Loyola Marymount	1/31	at Utah State
12/8	Pepperdine	2/2	at Idaho
12/14	at Oregon	2/7	Pacific
12/20	at UC Riverside	2/9	Cal State Northridge
12/22	at Cal State Fullerton	2/16	Cal Poly
12/28-29	Cable Car Classic	2/21	at Long Beach State
	Detroit Mercy, Maryland-	2/23	at UC Irvine
	Eastern Shore, Santa Clara	2/28	Cal State Fullerton
1/3	Idaho	3/2	UC Riverside
1/5	Utah State	3/7-9	Big West Tournament

### 2001-2002 SCHEDULE

11/17	at Montana State	1/10	UC Irvine
11/24	at Utah	1/12	Long Beach State
11/28	Idaho State	1/17	at UC Riverside
12/1	Brigham Young	1/19	at CS Fullerton
12/4	Montana State	1/26	at Idaho
12/8	at Weber State	1/31	UC Santa Barbara
12/15	Western (Colo.) State	2/2	Cal Poly
12/20	CS Northridge	2/7	at Long Beach State
12/22	Pacific	2/9	at UC Irvine
12/28-29	Gossner Foods Classic	2/14	CS Fullerton
	Utah St., Idaho St.,	2/16	UC Riverside
	Birmingham Southern,	2/23	Idaho
	Centenary	2/28	at Pacific
1/3	at Cal Poly	3/2	at CS Northridge
1/5	at UC Santa Barbara	3/7-9	Big West Tournament

# WEBER STATE

December 5; Provo, UT, 7 p.m. MST

## GENERAL INFO

Location: Ogden, Utah  
 Founded: 1888  
 Enrollment: 16,000  
 Nickname: Wildcats  
 Colors: Royal Purple and White  
 Home Arena: Dee Events Center  
 Conference: Big Sky  
 Athletic Director: John Johnson

## BASKETBALL INFO

Head Coach: Joe Cravens  
 Alma Mater: Texas Arlington (1977)  
 Best time to call: 9-11:30 a.m.  
 Office Phone: (801) 626-6496  
 Overall Record (Years): 88-76 (6)  
 Record at School (Years): 33-24 (2)  
 Assistant Coaches: Kirk Earlywine, John Stroia, Andy Jensen

## 2000-2001

Overall Record: 15-14  
 Conf. Record/Finish: 8-8/5th  
 Final Ranking/Post Season Finish: NA

## 2001-2002

Letterman Returning/Lost: 7/4  
 Starters Returning/Lost: 3/2  
**RETURNING STARTERS**  
 Stephan Bachman, 6-10, 235, Sr., C (10.3 ppg, 3.9 rpg)  
 Jermaine Boyette, 6-2, 190, Jr., G (19.1 ppg, 4.2 rpg)

## SERIES HISTORY

Series Record: BYU leads, 17-9  
 Last Meeting: Dec. 28, 2000  
 Result: BYU won 84-75 in Ogden

## MEDIA RELATIONS

Basketball Contact: Brad Larsen  
 Office: (801) 626-6010  
 Home: (801) 776-5376  
 Email: blarsen3@weber.edu  
 Fax: (801) 626-6490  
 Press Row: (801) 626-6588

WEB SITE: www.weber.edu/athletics



HEAD COACH  
**Joe Cravens**

# CREIGHTON

December 8; Provo, UT, 4 p.m. MST (SWP)

## GENERAL INFO

Location: Omaha, Neb.  
 Founded: 1878  
 Enrollment: 6,316  
 Nickname: Bluejays  
 Colors: Blue and White  
 Home Arena: Omaha Civic Auditorium (9,377)  
 Conference: Missouri Valley  
 Athletic Director: Bruce Rasmussen

## BASKETBALL INFO

Head Coach: Dana Altman  
 Alma Mater: Eastern New Mexico (1980)  
 Best time to call: Weekday mornings  
 Office Phone: (402) 280-1795  
 Overall Record (Years): 206-153 (12)  
 Record at School (Years): 123-86 (7)  
 Assistant Coaches: Greg Gensing, Len Gordy, Darian DeVries

## 2000-2001

Overall Record: 24-8  
 Conf. Record/Finish: 14-4/1st (3rd in MVC tourney)  
 Final Ranking/Post Season Finish: NA

## 2001-2002

Letterman Returning/Lost: 6/7  
 Starters Returning/Lost: 2/3  
**RETURNING STARTERS**  
 Kyle Korver, 6-7, 205, Jr., F (14.6 ppg, 5.8 rpg)  
 Terrell Taylor, 6-3, 200, Jr., F (10.4 ppg, 2.6 rpg)

## SERIES HISTORY

Series Record: BYU leads, 2-1  
 Last Meeting: Dec. 17, 1973  
 Result: BYU lost 86-99 in Omaha

## MEDIA RELATIONS

Basketball Contact: Rob Simms  
 Office: (402) 280-2433  
 Home: (402) 697-1068  
 Email: rsimms@creighton.edu  
 Fax: (402) 280-2495  
 Press Row: (402) 444-3208

WEB SITE: www.gocreighton.com



HEAD COACH  
**Dana Altman**

## 2001-2002 SCHEDULE

11/16	at Illinois State	1/3	Montana State
11/19	Concordia (Oregon)	1/5	Montana
11/23	vs. Louisiana State	1/11	Northern Arizona
11/24	vs. Hawaii-Hilo/	1/12	Sacramento State
	Wisconsin	1/18	at Montana
11/25	TBA	1/19	at Montana State
11/30	Western Montana	1/25	Eastern Washington
12/5	at Brigham Young	1/26	Portland State
12/8	Utah State	2/2	at Idaho State
12/15	Utah	2/8	at Sacramento State
12/18	Savannah State	2/9	at Northern Arizona
12/22	Southern Utah	2/22	at Portland State
12/28	vs. UC-Chattanooga	2/23	at Eastern Washington
12/29	vs. Howard/	3/2	Idaho State
	UT-Chattanooga	3/7-9	Big Sky Tournament

## 2001-2002 SCHEDULE

11/18	North Carolina A&T St.	1/16	Illinois State
11/27	Western Kentucky	1/19	Bradley University
11/29	Grambling State	1/22	at Wichita State
12/4	at Texas Christian	1/26	at Evansville
12/8	at Brigham Young	1/30	SW Missouri State
12/12	Nebraska	2/3	Southern Illinois
12/16	Indiana State	2/6	at Indiana State
12/19	at Western Kentucky	2/9	Northern Iowa
12/22	Xavier	2/13	at Drake
12/29	Mississippi Valley State	2/17	Wichita State
1/2	at Illinois State	2/20	at Southern Illinois
1/5	at Northern Iowa	2/23	at Bradley University
1/9	Evansville	2/25	Drake
1/13	at SW Missouri State	3/1-4	MVC Tournament

# opponents

## FORT LEWIS

December 12; Provo, UT, 7 p.m. MST

### GENERAL INFO

Location: Durango, Colo.  
 Founded: 1891  
 Enrollment: 4,441  
 Nickname: Skyhawks  
 Colors: Navy Blue and Gold  
 Home Arena: FLC Fieldhouse  
 Conference: Rocky Mountain Athletic, NCAA  
 Division II  
 Athletic Director: Dave Preszler

### BASKETBALL INFO

Head Coach: Bob Hofman  
 Alma Mater: Colorado (1974)  
 Best time to call: Weekday mornings  
 Office Phone: (970) 247-7499  
 Overall Record (Years): 191-173 (14)  
 Record at School (Years): 74-64 (6)  
 Assistant Coaches: Brad Shick

### 2000-2001

Overall Record: 9-17  
 Conf. Record/Finish: 7-12/6th  
 Final Ranking/Post Season Finish: NA

### 2001-2002

Letterman Returning/Lost: 8/4  
 Starters Returning/Lost: 4/1

### RETURNING STARTERS

Zack Cole, 6-0, 175, Jr., G (6.0 ppg, 6.6 apg)  
 Ben Foutz, 6-2, 205, Sr., G (13.5 ppg, 5.0 rpg)  
 Tim Melton, 6-1, 195, Jr., G (8.5 ppg, 3.4 rpg)  
 Dan Simington, 5-10, 180, Sr., g (8.7 ppg, 36 apg)

### SERIES HISTORY

Series Record: First Meeting  
 Last Meeting: First Meeting  
 Result: First Meeting

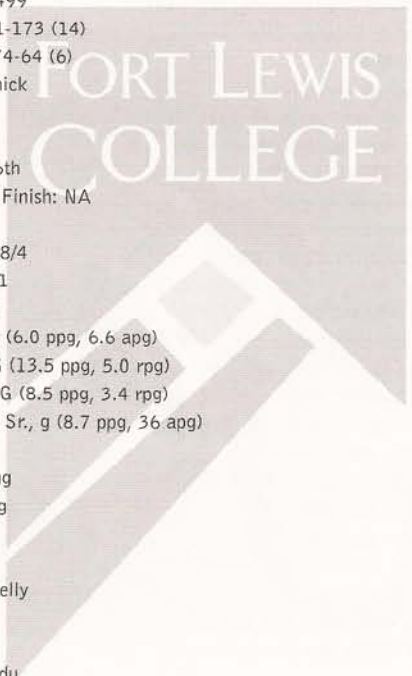
### MEDIA RELATIONS

Basketball Contact: Kate Kelly  
 Office: (970) 247-7441  
 Home: (970) 382-8556  
 Email: kelly\_k@fortlewis.edu  
 Fax: (970) 247-7655  
 Press Row: (970) 247-7046

WEB SITE: [www.fortlewis.edu/inst-adv/athletics/skyhawk.html](http://www.fortlewis.edu/inst-adv/athletics/skyhawk.html)



HEAD COACH  
**Bob Hofman**



### 2001-2002 SCHEDULE

11/16	at Southern Utah	1/15	New Mexico Highlands
11/23	at Grand Canyon	1/17	Adams State College
11/24	at Xavier	1/19	Colorado College
11/30	Western New Mexico	1/25	at Colorado at Colorado Springs
12/1	Westminster College	1/26	at Southern Colorado
12/8	at Metropolitan St.	1/31	Western State College
12/12	at Brigham Young	2/2	Mesa State College
12/15	University of Nebraska at Kearney	2/5	at New Mexico Highlands
		2/9	at Adams State College
12/17	Fort Hays State	2/14	Colorado at Colorado Springs
1/4	at Regis University	2/16	Southern Colorado
1/5	at Colorado Christian	2/22	at Western St. College
1/10	Colo. School of Mines	2/23	at Mesa State College
1/12	Chadron State College	2/26-3/2	RMAC Tournament

## IDAHO

December 15; Provo, UT, 4 p.m. MST

### GENERAL INFO

Location: Moscow, Idaho  
 Founded: 1889  
 Enrollment: 11,635  
 Nickname: Vandals  
 Colors: Silver and Vandal Gold  
 Home Arena: Cowan Spectrum (7,000)  
 Conference: Big West  
 Athletic Director: Mike Bohn

### BASKETBALL INFO

Head Coach: Leonard Perry  
 Alma Mater: Idaho (1995)  
 Best time to call: Contact SID  
 Office Phone: Contact SID  
 Overall Record (Years): First year  
 Record at School (Years): First year  
 Assistant Coaches: Donnie Tyndall, Mark Leslie

### 2000-2001

Overall Record: 6-21  
 Conf. Record/Finish: 3-13/T7th  
 Final Ranking/Post Season Finish: NA

### 2001-2002

Letterman Returning/Lost: 7/4  
 Starters Returning/Lost: 3/2

### RETURNING STARTERS

Matt Gershefske, 6-6, 205, Sr., F (11.0 ppg, 3.6 rpg)  
 Rodney Hilaire, 6-6, 200, Sr., F (10.7 ppg, 5.6 rpg)

### SERIES HISTORY

Series Record: Tied, 2-2  
 Last Meeting: Jan. 2, 2001  
 Result: BYU won 75-47 in Provo

### MEDIA RELATIONS

Basketball Contact: Becky Paull; Steve Kirkwood  
 Office: (208) 885-0245; (208) 885-7065  
 Home: (208) 883-0850; (208) 883-3345  
 Email: [bpaul@uidaho.edu](mailto:bpaul@uidaho.edu); [kirkwood@uidaho.edu](mailto:kirkwood@uidaho.edu)  
 Fax: (208) 885-0255  
 Press Row: (208) 885-0211  
 WEB SITE: [www.uiathletics.com](http://www.uiathletics.com)



HEAD COACH  
**Leonard Perry**

### 2001-2002 SCHEDULE

11/16	Western Montana	1/12	UC Irvine
11/24	at Boise State	1/17	at Cal State Fullerton
11/28	Portland	1/19	at UC Riverside
12/1	Boise State	1/26	Utah State
12/4	at Washington State	1/31	Cal Poly
12/6	Eastern Washington	2/2	UC Santa Barbara
12/8	Montana	2/7	at UC Irvine
12/12	Pacific	2/9	at Long Beach State
12/15	at Brigham Young	2/14	UC Riverside
12/22	Cal State Northridge	2/16	Cal State Fullerton
12/30	at Sacramento State	2/23	at Utah State
1/3	at UC Santa Barbara	2/28	at Cal State Northridge
1/5	at Cal Poly	3/3	at Pacific
1/10	Long Beach State	3/7-9	Big West Tournament

## STANFORD

December 22; Las Vegas, NV, 10 p.m. MST (ESPN)  
Las Vegas Showdown (Thomas & Mack Center 18,500)

### GENERAL INFO

Location: Stanford, Calif.  
Founded: 1891  
Enrollment: 6,556  
Nickname: Cardinal  
Colors: Cardinal and White  
Home Arena: Maples Pavilion (7,391)  
Conference: Pacific-10  
Athletic Director: Dr. Ted Leland

### BASKETBALL INFO

Head Coach: Mike Montgomery  
Alma Mater: Long Beach State (1968)  
Best time to call: Mid-mornings  
Office Phone: (650) 723-0562  
Overall Record (Years): 473-223 (23)  
Record at School (Years): 319-146 (15)  
Assistant Coaches: Tony Fuller, Eric Reveno, Russell Turner

### 2000-2001

Overall Record: 31-3  
Conf. Record/Finish: 16-2/1st  
Final Ranking/Post Season Finish: 2nd in AP, 5th in USA Today/ESPN/NCAA, Elite Eight

### 2001-2002

Letterman Returning/Lost: 10/4  
Starters Returning/Lost: 2/4

### RETURNING STARTERS

Casey Jacobson, 6-6, 210, Jr., G (18.1 ppg, 4.0 rpg)

### SERIES HISTORY

Series Record: BYU leads, 3-1  
Last Meeting: Dec. 4, 1970  
Result: BYU won 85-64 in Provo

### MEDIA RELATIONS

Basketball Contact: Bob Vazquez  
Office: (650) 723-4418  
Home: (510) 791-0441  
Email: bobbyv@leland.stanford.edu  
Fax: (650) 725-2957  
Press Row: (650) 723-4418  
WEB SITE: www.gostanford.com



HEAD COACH  
Mike Montgomery

## CS NORTHRIDGE

December 27; Provo, UT, 7 p.m. MST

### GENERAL INFO

Location: Northridge, Calif.  
Founded: 1958  
Enrollment: 29,000  
Nickname: Matadors  
Colors: Red, White and Black  
Home Arena: The Matadome (1,600)  
Conference: Big West  
Athletic Director: Richard M. Dull

### BASKETBALL INFO

Head Coach: Bobby Braswell  
Alma Mater: CS Northridge (1984)  
Best time to call: 8 a.m. to noon  
Office Phone: (818) 677-3231  
Overall Record (Years): 85-63 (4)  
Record at School (Years): 85-62 (4)  
Assistant Coaches: John Dahlager, Kenya Wilkins, Danny Sprinkle

### 2000-2001

Overall Record: 22-10  
Conf. Record/Finish: 13-3/1st  
Final Ranking/Post Season Finish: Lost in first round of the NCAA Tourney

### 2001-2002

Letterman Returning/Lost: 6/7  
Starters Returning/Lost: 2/3

### RETURNING STARTERS

Lionel Benjamin, 6-3, 205, Jr., F (2.5 ppg, 1.7 rpg)  
Markus Carr, 6-1, 180, Sr., G (8.7 ppg, 2.3 rpg)

### SERIES HISTORY

Series Record: BYU leads, 3-0  
Last Meeting: Dec. 12, 1998  
Result: BYU won 84-78 in Provo

### MEDIA RELATIONS

Basketball Contact: Ryan Finney  
Office: (818) 677-2313  
Home: (818) 592-6312  
Email: ryan.finney@scun.edu  
Fax: (818) 677-4950  
Press Row: (818) 677-4702  
WEB SITE: www.gomatadors.com



HEAD COACH  
Bobby Braswell

### 2001-2002 SCHEDULE

11/17	at New Mexico	1/12	at Oregon
11/20	Southern Utah	1/17	Washington State
11/24	at Wooden Classic	1/19	Washington
	Purdue, Ohio State, Louisville	1/24	at UCLA
12/1	at Children's Charity Classic	1/26	at USC
	Texas, Notre Dame, DePaul	1/31	Arizona State
12/15	Long Beach State	2/2	Arizona
12/18-19	Stanford Invitational	2/7	Oregon
	Santa Clara, Belmont,	2/9	Oregon State
	Portland State	2/14	at Washington
12/22	at Las Vegas Showdown	2/16	at Washington State
	Brigham Young, Texas, UNLV	2/21	USC
12/29	at Pete Newell Challenge	2/23	UCLA
	Michigan State, Michigan, USF	2/28	at Arizona
1/4	California	3/2	at Arizona State
1/6	at California	3/7-9	at Pac 10 Tournament
1/10	at Oregon State		

### 2001-2002 SCHEDULE

11/17	Nevada	1/19	at UC Irvine
11/20	Dominican College	1/24	Cal State Fullerton
11/26	at Howard	1/26	UC Riverside
12/1	at San Diego State	1/31	at Pacific
12/6	at Wyoming	2/7	at Cal Poly
12/8	at Nevada	2/9	at UC Santa Barbara
12/16	Southern Illinois	2/14	UC Irvine
12/20	at Utah State	2/16	Long Beach State
12/22	at Idaho	2/21	at UC Riverside
12/27	at Brigham Young	2/23	at Cal State Fullerton
1/3	San Diego	2/28	Idaho
1/5	Pacific	3/2	Utah State
1/10	UC Santa Barbara	3/7-9	Big West Tournament
1/12	Cal Poly		
1/17	at Long Beach State		

# opponents

## SOUTHERN UTAH

Dec. 29; Provo, UT, 4 p.m. MST

### GENERAL INFO

Location: Cedar City, Utah  
 Founded: 1897  
 Enrollment: 6,200  
 Nickname: Thunderbirds  
 Colors: Scarlet and White  
 Home Arena: The Centrum  
 Conference: Mid-Continent  
 Athletic Director: Tom Douple

### BASKETBALL INFO

Head Coach: Bill Evans  
 Alma Mater: Southern Utah (1972)  
 Best time to call: 10-2 weekdays  
 Office Phone: (435) 865-8063  
 Overall Record (Years): 138-123 (9)  
 Record at School (Years): 138-123 (9)  
 Assistant Coaches: Barret Peery, Brian Dolan

### 2000-2001

Overall Record: 25-6  
 Conf. Record/Finish: 13-3/T1st  
 Final Ranking/Post Season Finish: Lost to Boston College in NCAA First Round

### 2001-2002

Letterman Returning/Lost: 9/5  
 Starters Returning/Lost: 1/4

### RETURNING STARTERS

Dan Beus, 6-5, 215, Sr., F (10.9 ppg, 7.9 rpg)  
 Chris Wallin, 6-11, 240, Jr., C (4.3 ppg, 2.8 rpg)

### SERIES HISTORY

Series Record: BYU leads, 4-0  
 Last Meeting: Dec. 14, 2000  
 Result: BYU won 58-52 in Provo

### MEDIA RELATIONS

Basketball Contact: Neil Gardner  
 Office: (435) 586-7753  
 Home: (435) 586-1127  
 Email:  
 Fax: (435) 865-8037  
 Press Row: (435) 586-7858

WEB SITE: [www.suu.edu/athletics](http://www.suu.edu/athletics)



HEAD COACH  
**Bill Evans**

## SAN FRANCISCO

Jan. 2; Provo, UT, 7 p.m. MST

### GENERAL INFO

Location: San Francisco, Calif.  
 Founded: 1855  
 Enrollment: 8,000  
 Nickname: Dons  
 Colors: Green and Gold  
 Home Arena: War Memorial Gymnasium (5,300)  
 Conference: West Coast  
 Athletic Director: Bill Hogan

### BASKETBALL INFO

Head Coach: Philip Mathews  
 Alma Mater: UC Irvine (1972)  
 Best time to call: Contact SID  
 Office Phone: (415) 422-6950  
 Overall Record (Years): 94-80 (6)  
 Record at School (Years): 94-80 (6)  
 Assistant Coaches: Billy Reid, Justin Piergrossi, Paul Trevor

### 2000-2001

Overall Record: 12-18  
 Conf. Record/Finish: 5-9/5th  
 Final Ranking/Post Season Finish: NA

### 2001-2002

Letterman Returning/Lost: 7/4  
 Starters Returning/Lost: 3/1

### RETURNING STARTERS

Hondre Brewer, 7-0, 225, Sr., C (8.5 ppg, 3.8 bpg)  
 Shamell Stallworth, 6-5, 185, Jr., G (8.0 ppg, 3.3 rpg)  
 Darrell Tucker, 6-9, 215, Jr., F (16.5 ppg, 6.8 rpg)

### SERIES HISTORY

Series Record: San Francisco leads, 3-4  
 Last Meeting: Nov. 30, 2000  
 Result: BYU lost 70-80 in Provo

### MEDIA RELATIONS

Basketball Contact: Peter Simon  
 Office: (415) 422-6161  
 Home: (650) 875-DONS  
 Email: [simon@usfca.edu](mailto:simon@usfca.edu)  
 Fax: ((415) 422-2929  
 Press Row: (415) 422-2919

WEB SITE: [www.USFDons.com](http://www.USFDons.com)



HEAD COACH  
**Philip Mathews**

### 2001-2002 SCHEDULE

11/16	Ft. Lewis	1/12	Western Illinois
11/20	at Stanford	1/19	Chicago State
11/24	at Idaho State	1/24	at Oral Roberts
11/27	at Adams State	1/26	at UMKC
11/30	at Oregon State	1/31	Oakland
12/3	at Sacramento State	2/2	IUPUI
12/8	UC Riverside	2/7	at Western Illinois
12/10	Idaho State	2/9	at Valparaiso
12/15	at Boise State	2/16	at Chicago State
12/18	at Utah	2/21	UMKC
12/22	at Weber State	2/23	Oral Roberts
12/29	at Brigham Young	3/3	Mid-Continent Tournament
1/3	at IUPUI		
1/5	at Oakland (Mich.)		
1/10	Valparaiso		

### 2001-2002 SCHEDULE

11/16	Seton Hall	1/12	Pepperdine
11/19	at Cal State Fullerton	1/16	at Saint Mary's
11/24	UC Santa Barbara	1/19	Saint Mary's
11/28	at Nevada	1/24	at Gonzaga
12/1	Xavier	1/26	at Portland
12/4	at Fresno State	1/31	San Diego
12/8	Cal State Hayward	2/2	Santa Clara
12/15	Pacific	2/8	at Pepperdine
12/18	at Texas A&M Corpus Christi	2/9	at Loyola Marymount
12/20	at Southern Utah	2/14	at Santa Clara
12/29	Michigan (Pete Newell Challenge)	2/16	at San Diego
1/2	at Brigham Young	2/22	Portland
1/5	Texas A&M Corpus Christi	2/23	Gonzaga
1/11	Loyola Marymount	3/2-4	WCC Tournament



# PEPPERDINE

Jan. 5; Malibu, CA, 6 p.m. MST (SWP, FOX SW)

## GENERAL INFO

Location: Malibu, Calif.  
 Founded: 1937  
 Enrollment: 8,000  
 Nickname: Waves  
 Colors: Blue, Orange and White  
 Home Arena: Firestone Fieldhouse (3,104)  
 Conference: West Coast  
 Athletic Director: John Watson

## BASKETBALL INFO

Head Coach: Paul Westphal  
 Alma Mater: USC (1972)  
 Best time to call: Contact SID  
 Office Phone: (310) 506-4161  
 Overall Record (Years): 84-27 (3)  
 Record at School (Years): First Year  
 Assistant Coaches: Gib Arnold, Jim Nielsen, Wyking Jones

## 2000-2001

Overall Record: 22-9  
 Conf. Record/Finish: 12-2/2nd  
 Final Ranking/Post Season Finish: NIT – Second Round

## 2001-2002

Letterman Returning/Lost: 8/7  
 Starters Returning/Lost: 2/3

## RETURNING STARTERS

Craig Lewis, 6-3, 185, Sr., G (9.0 ppg, 2.6 apg)  
 Boomer Brazzle, 6-5, 210, Jr., F (3.5 ppg, 3.3 rpg)

## SERIES HISTORY

Series Record: Pepperdine leads, 3-1  
 Last Meeting: Dec. 13, 1997  
 Result: BYU won 53-52 in Provo

## MEDIA RELATIONS

Basketball Contact: Michael Zapolski  
 Office: (310) 506-4333  
 Home: (818) 597-1561  
 Email: mzapolsk@pepperdine.edu  
 Fax: (310) 506-4322  
 Press Row: (310) 456-5050  
**WEB SITE:** [gowaves.pepperdine.edu](http://gowaves.pepperdine.edu)



HEAD COACH  
**Paul Westphal**

# SAN DIEGO STATE

Game 1: Jan. 12; Provo, UT, 4 p.m. MST (SWP)

Game 2: Feb. 11; San Diego, CA, 8:30 p.m. MST (SWP)

## GENERAL INFO

Location: San Diego, Calif.  
 Founded: 1897  
 Enrollment: 31,690  
 Nickname: Aztecs  
 Colors: Scarlet and Black  
 Home Arena: Cox Arena at Aztec Bowl  
 Conference: Mountain West  
 Athletic Director: Rick Bay

## BASKETBALL INFO

Head Coach: Steve Fisher  
 Alma Mater: Illinois State (1967)  
 Best time to call: Contact SID  
 Office Phone: (619) 594-6249  
 Overall Record (Years): 230-119 (10)  
 Record at School (Years): 19-37 (2)  
 Assistant Coaches: Brian Dutcher, Marvin Menzies, Jim Tomey

## 2000-2001

Overall Record: 14-14  
 Conf. Record/Finish: 4-10/7th  
 Final Ranking/Post Season Finish: NA

## 2001-2002

Letterman Returning/Lost: 8/3  
 Starters Returning/Lost: 4/1

## RETURNING STARTERS

Myron Epps, 6-6, 210, Sr., F (11.1 ppg, 4.5 rpg)  
 Randy Holcomb, 6-9, 219, Sr., F (15.9 ppg, 6.6 rpg)  
 Deandre Moore, 5-9, 179, Jr., G (6.8 ppg, 3.4 rpg)  
 Al Faux, 6-2, 186, Sr., G (10.5 ppg, 3.5 rpg)

## SERIES HISTORY

Series Record: BYU leads, 33-13  
 Last Meeting: Feb. 12, 2001  
 Result: BYU won 69-66 in San Diego

## MEDIA RELATIONS

Basketball Contact: Kevin Klintworth  
 Office: (619) 594-5547  
 Home: (619) 287-4454  
 Email:  
 Fax: (619) 582-6541  
 Press Row: (619) 265-5853  
**WEB SITE:** [www.goaztecs.com](http://www.goaztecs.com)



HEAD COACH  
**Steve Fisher**

## 2001-2002 SCHEDULE

11/17	Cal State Fullerton	1/19	Portland
11/20	at UC Irvine	1/24	at Santa Clara
11/28	at UCLA	1/26	at San Diego
12/1	at Utah	1/30	Loyola Marymount
12/4	Long Beach State	2/2	at Loyola Marymount
12/6	USC (@ Great Western Forum)	2/8	San Francisco
12/8	at UC Santa Barbara	2/9	Saint Mary's
12/17	Georgia	2/14	at Portland
12/21	Point Loma	2/16	at Gonzaga
12/28	at Arizona	2/22	San Diego
12/30	at Fiesta Bowl Classic	2/23	Santa Clara
1/5	Brigham Young	3/2-4	WCC Tournament
1/11	at Saint Mary's		
1/12	at San Francisco		
1/18	Gonzaga		

## 2001-2002 SCHEDULE

11/16-17	Red Raider Classic	1/14	at Utah
	vs. Northern Iowa	1/19	Colorado State
	vs. William & Mary/at Texas Tech	1/21	Wyoming
11/21	Norfolk State	1/26	UNLV
11/24	at New Mexico State	1/29	Houston
11/27	UC San Diego	2/2	at New Mexico
12/1	Cal State Northridge	2/4	at Air Force
12/5	at San Diego	2/9	Utah
12/8	Fresno State	2/11	Brigham Young
12/14	at Hawaii	2/16	at Colorado State
12/20	Eastern Washington	2/18	at Wyoming
12/29	at Duke	2/23	at UNLV
12/31	Columbia	2/28	New Mexico
1/2	Indiana-Purdue Fort Wayne	3/2	Air Force
1/8	at Texas A&M-Corpus Christi	3/7-9	MWC Tournament
1/12	at Brigham Young		

# opponents

## UNLV

Game 1: Jan. 15; Provo, UT, 7 p.m. MST (SWP)  
 Game 2: Feb. 9; Las Vegas, NV, 8:30 p.m. MST

### GENERAL INFO

Location: Las Vegas, Nev.  
 Founded: 1957  
 Enrollment: 23,000  
 Nickname: Runnin' Rebels  
 Colors: Scarlet and Gray  
 Home Arena: Thomas and Mack Center (18,500)  
 Conference: Mountain West

Athletic Director: Charles Cavagnaro

### BASKETBALL INFO

Head Coach: Charlie Spoonhour  
 Alma Mater: University of the Ozarks (1961)  
 Best time to call: 11 a.m. - 12 p.m. Pacific/week-days

Office Phone: (702) 895-3295

Overall Record (Years): 319-171 (16)

Record at School (Years): First season

Assistant Coaches: Deane Martin, Jay Spoonhour, Derek Thomas

### 2000-2001

Overall Record: 16/13

Conf. Record/Finish: 7-7/4th

Final Ranking/Post Season Finish: NA

### 2001-2002

Letterman Returning/Lost: 9/6

Starters Returning/Lost: 2/3

### RETURNING STARTERS

Dalron Johnson, 6-9, 205, Jr., F (12.3 ppg, 7.6 rpg)

Vince Booker, 6-1, 175, Sr., G (3.8 ppg, 1.6 rpg)

### SERIES HISTORY

Series Record: UNLV leads, 6-5

Last Meeting: Feb. 10, 2001

Result: UNLV won 56-68 in Las Vegas

### MEDIA RELATIONS

Basketball Contact: Andy Grossman

Office: (702) 895-3995

Home: (702) 260-7369

Email: [agrossman@ccmail.nevada.edu](mailto:agrossman@ccmail.nevada.edu)

Fax: (702) 895-0989

Press Row: (702) 895-4600

WEB SITE: [www.unlvrebels.com](http://www.unlvrebels.com)



HEAD COACH  
**Charlie Spoonhour**

## NEW MEXICO

Game 1: Jan. 19; Albuquerque, NM, 1 p.m. MST (ESPN PLUS)  
 Game 2: Feb. 16; Provo, UT, 1 p.m. MST (ESPN PLUS)

### GENERAL INFO

Location: Albuquerque, N.M.

Founded: 1889

Enrollment: 24,250

Nickname: Lobos

Colors: Cherry and Silver

Home Arena: The Pit/Bob King Court (18,018)

Conference: Mountain West

Athletic Director: Rudy Davalos

### BASKETBALL INFO

Head Coach: Fran Fraschilla

Alma Mater: Brooklyn College (1980)

Best time to call: Contact SID

Office Phone: (505) 925-5750

Overall Record (Years): 159-86 (8)

Record at School (Years): 39-27 (2)

Assistant Coaches: Joe Dooley, Darren Savino, Rodney Belcher

### 2000-2001

Overall Record: 21-13

Conf. Record/Finish: 6-8/T5th

Final Ranking/Post Season Finish: NIT Third Round

### 2001-2002

Letterman Returning/Lost: 5/5

Starters Returning/Lost: 3/2

### RETURNING STARTERS

Ruben Douglas, 6-4, 185, Jr., G (16.3 ppg, 5.8 rpg)

Eric Chatfield, 6-3, 215, Sr., G (12.9 ppg, 3.9 rpg)

Marlon Parmer, 6-2, 180, Jr., G (11.6 ppg, 4.0 rpg)

### SERIES HISTORY

Series Record: BYU leads, 61-46

Last Meeting: Mar. 10, 2001

Result: BYU won 84-59 in the MWC championship game in Las Vegas

### MEDIA RELATIONS

Basketball Contact: Bryan Satter

Office: (505) 925-5528

Home: (505) 830-9566

Email: [bsatter@unm.edu](mailto:bsatter@unm.edu)

Fax: (505) 925-5529

Press Row: (505) 925-5988

WEB SITE: [www.golobos.com](http://www.golobos.com)



HEAD COACH  
**Fran Fraschilla**

## 2000-2001 SCHEDULE

11/17	Wisconsin	1/15	at Brigham Young
11/20	Nicholls State	1/21	Colorado State
11/24	at Cincinnati	1/26	at San Diego State
11/28	at Washington	2/3	DePaul
12/1	Georgia Southern	2/5	at New Mexico
12/8	at Alabama-Birmingham	2/9	Brigham Young
12/15	at Loyola Marymount	2/11	Utah
12/20	Nevada	2/13	Florida International
12/22	Las Vegas Showdown	2/16	at Wyoming
	Stanford, BYU, Texas	2/18	at Colorado State
12/28	Tennessee State	2/23	San Diego State
12/30	Old Dominion	2/28	Air Force
1/5	Wyoming	3/2	New Mexico
1/7	at Air Force	3/7-9	MWC Tournament
1/12	at Utah		

## 2001-2002 SCHEDULE

11/17	Stanford	1/14	Air Force
11/19	Texas Southern	1/19	Brigham Young
11/23-24	Hispanic College Fund Classic	1/21	Utah
	So. Mississippi vs. West Virginia	1/26	at Wyoming
	UNM vs. Pacific	1/28	at Colorado State
11/28	at California	2/2	San Diego State
12/1	Alcorn State	2/5	UNLV
12/5	at New Mexico State	2/9	at Air Force
12/8	Tennessee Tech	2/16	at Brigham Young
12/16	New Mexico State	2/18	at Utah
12/22	UNC Greensboro	2/23	Colorado State
12/28-29	COMCAST Lobo Invitational	2/25	Wyoming
	UNM vs. St. Mary's	2/28	at San Diego State
	Dartmouth vs. SE Louisiana	3/2	at UNLV
1/5	Northern Arizona	3/7-9	MWC Tournament
1/7	Gonzaga		

## AIR FORCE

Game 1: Jan. 21; Colorado Springs, CO, 2 p.m. MST (SWP)

Game 2: Feb. 18; Provo, UT, 8:30 p.m. MST (SWP)

### GENERAL INFO

Location: USAF Academy, Colo.  
 Founded: 1954  
 Enrollment: 4,000  
 Nickname: Falcons  
 Colors: Blue and Silver  
 Home Arena: Clune Arena (6,002)  
 Conference: Mountain West  
 Athletic Director: Col. Randall Spetman

### BASKETBALL INFO

Head Coach: Joe Scott  
 Alma Mater: Princeton University (1987)  
 Best time to call: Contact SID  
 Office Phone: (719) 333-3039  
 Overall Record (Years): 8-21 (1)  
 Record at School (Years): 8-21 (1)  
 Assistant Coaches: Chris Mooney, Mike McKee, Larry Mangino, Maj. Jon Jordan



HEAD COACH  
**Joe Scott**

### 2000-2001

Overall Record: 8-21  
 Conf. Record/Finish: 3-11/8th  
 Final Ranking/Post Season Finish: NA

### 2001-2002

Letterman Returning/Lost: 10/4  
 Starters Returning/Lost: 4/1

### RETURNING STARTERS

Lamoni Yazzie, 6-1, 180, Sr., G (8.8 ppg, 2.2 rpg)  
 Tom Bellairs, 6-7, 230, Jr., F/C (9.7 ppg, 7.3 rpg)  
 Vernard Jenkins, 5-9, 184, Jr., G (6.7 ppg, 3.8 apg)  
 Joel Gerlach, 6-6, 195, So., F (8.6 ppg, 2.1 rpg)

### SERIES HISTORY

Series Record: BYU leads, 38-7  
 Last Meeting: Mar. 8, 2001  
 Result: BYU won 69-54 in first round of MWC tournament

### MEDIA RELATIONS

Basketball Contact: Jerry Cross  
 Office: (719) 333-3950  
 Home: (719) 473-8704  
 Email: jerry.cross@usafa.af.mil  
 Fax: (719) 333-3798  
 Press Row: (719) 333-4063  
**WEB SITE:** www.airforcesports.com

## UTAH

Game 1: Jan. 28; Salt Lake City, UT, 10 p.m. MST (ESPN)

Game 2: Feb. 23; Provo, UT, 1 p.m. MST (ESPN PLUS)

### GENERAL INFO

Location: Salt Lake City, Utah  
 Founded: 1850  
 Enrollment: 25,391  
 Nickname: Runnin' Utes  
 Colors: Crimson and White  
 Home Arena: Jon M. Huntsman Center (15,000)  
 Conference: Mountain West  
 Athletic Director: Chris Hill

### BASKETBALL INFO

Head Coach: Rick Majerus  
 Alma Mater: Marquette (1970)  
 Best time to call: Late Mornings  
 Office Phone: (801) 581-5451  
 Overall Record (Years): 361-125 (17)  
 Record at School (Years): 262-73 (12)  
 Assistant Coaches: Dick Hunsaker, Jeff Strohm, Kerry Rupp



HEAD COACH  
**Rick Majerus**

### 2000-2001

Overall Record: 19-12  
 Conf. Record/Finish: 10-4/T1st  
 Final Ranking/Post Season Finish: NIT First Round

### 2001-2002

Letterman Returning/Lost: 9/3  
 Starters Returning/Lost: 5/0

### RETURNING STARTERS

Chris Burgess, 6-10, 240, Sr., C/F (7.8 ppg, 5.9 rpg)  
 Phil Cullen, 6-9, 221, Sr., F/C (9.1 ppg, 4.4 rpg)  
 Nick Jacobson, 6-4, 198, So., G/F (7.9 ppg, 1.4 rpg)  
 Britton Johnsen, 6-9, 213, Jr., F (9.2 ppg, 5.4 rpg)  
 Travis Spivey, 6-1, 212, Sr., G (5.2 ppg, 3.5 apg)

### SERIES HISTORY

Series Record: 115-115  
 Last Meeting: Feb. 24, 2001  
 Result: BYU lost 75-82 in Salt Lake City

### MEDIA RELATIONS

Basketball Contact: Mike Lageschulte  
 Office: (801) 587-9162  
 Home: (801) 582-1781  
 Email: mlageschulte@huntsman.utah.edu  
 Fax: (801) 581-4358  
 Press Row: (801) 581-6657  
**WEB SITE:** www.UtahUtes.co

### 2001-2002 SCHEDULE

11/13	Yale	1/14	at New Mexico
11/14	Missouri or Tennessee-Martin	1/19	UNLV
11/18	Denver	1/21	Brigham Young
11/24	at Navy	1/26	at Colorado State
11/30-	Fresno State Tournament	1/28	at Wyoming
12/1	Montana State; Fresno State or UC Riverside	2/4	San Diego State
12/5	Arkansas State	2/9	New Mexico
12/8	Oakland University	2/16	at Utah
12/12	at Denver	2/18	at Brigham Young
12/12	at Liberty University	2/23	Wyoming
12/22	at Tennessee Tech	2/25	Colorado State
12/29	Tennessee Tech	2/28	at UNLV
1/2	at Northern Arizona	3/2	at San Diego State
1/7	UNLV	3/7-9	MWC Tournament
1/10	at Texas-Pan American		

### 2001-2002 SCHEDULE

11/16	St. Francis (Ill.)	1/14	San Diego State
11/20	Boise State	1/19	at Air Force
11/23	Utah State	1/21	at New Mexico
11/26	at Alabama	1/28	Brigham Young
12/1	Pepperdine	2/2	Colorado State
12/4	Arizona State (Phoenix)	2/4	Wyoming
12/8	Troy State	2/9	at San Diego State
12/15	at Weber State	2/11	at UNLV
12/18	Southern Utah	2/16	Air Force
12/21	Idaho State	2/18	New Mexico
12/29	Texas	2/23	at Brigham Young
1/2	Whitworth	2/28	at Colorado State
1/7	at Saint Mary's	3/2	at Wyoming
1/12	UNLV	3/7-9	MWC Tournament

# opponents

## WYOMING

**Game 1: February 2; Provo, UT, 1 p.m. MST (ESPN PLUS)**  
**Game 2: Feb. 28; Laramie, WY, 9 p.m. MST (SWP)**

### GENERAL INFO

Location: Laramie, Wyo.  
 Founded: 1886  
 Enrollment: 11,057  
 Nickname: Cowboys, Pokes  
 Colors: Brown and Prairie Gold  
 Home Arena: War Memorial (33,500)  
 Conference: Mountain West  
 Athletic Director: Lee Moon

### BASKETBALL INFO

Head Coach: Steve McClain  
 Alma Mater: Chadron State (1984)  
 Best time to call: Contact SID  
 Office Phone: (307) 766-5114  
 Overall Record (Years): 57-32 (3)  
 Record at School (Years): 57-32 (3)  
 Assistant Coaches: Leroy Washington, John Adams, Heath Shroyer

### 2000-2001

Overall Record: 20-10  
 Conf. Record/Finish: 10-4/T1st  
 Final Ranking/Post Season Finish: First Round of NIT

### 2001-2002

Letterman Returning/Lost: 9/2  
 Starters Returning/Lost: 5/0

### RETURNING STARTERS

Marcus Baily, 6-5, 190, Jr., G/F (17.4 ppg, 4.1 rpg)  
 Josh Davis, 6-8, 235, Sr., F (13.5 ppg, 9.4 rpg)  
 Uche Nsonwu-Amadi, 6-10, 260, Jr., C (11.8 ppg, 8.3 rpg)  
 Ronnell Mingo, 6-9, 245, Sr., F (6.6 ppg, 4.1 rpg)

### SERIES HISTORY

Series Record: BYU leads, 86-66  
 Last Meeting: Mar. 9, 2001  
 Result: BYU won 77-66 at the MWC semi-final in Las Vegas

### MEDIA RELATIONS

Basketball Contact: Kevin M. McKinney  
 Office: (307) 766-2256  
 Home: (307) 742-3181  
 Email: kevinm@uwyo.edu  
 Fax: (307) 766-2346  
 Press Row: (307)

**WEB SITE:** www.wyomingathletics.com



**HEAD COACH**  
**Steve McClain**

## COLORADO STATE

**Game 1: February 4; Provo, UT, 8:30 p.m. MST (SWP)**  
**Game 2: Mar. 2; Fort Collins, CO, 7 p.m. MST (SWP)**

### GENERAL INFO

Location: Fort Collins, Colo.  
 Founded: 1870  
 Enrollment: 22,600  
 Nickname: Rams  
 Colors: Green and Gold  
 Home Arena: Moby Arena (8,754)  
 Conference: Mountain West  
 Athletic Director: Jeffrey Hathaway

### BASKETBALL INFO

Head Coach: Dale Layer  
 Alma Mater: Eckerd College (1980)  
 Best time to call: Mornings  
 Office Phone: (970) 491-6232  
 Overall Record (Years): 182-100 (10)  
 Record at School (Years): 14-13 (1)  
 Assistant Coaches: Pat Eberhart, Bill Peterson, Buzz Williams

### 2000-2001

Overall Record: 15-13  
 Conf. Record/Finish: 15-13/T5th  
 Final Ranking/Post Season Finish: NA

### 2001-2002

Letterman Returning/Lost: 5/5  
 Starters Returning/Lost: 1/5

### RETURNING STARTERS

Brian Greene, 6-8, 225, So., F (7.8 ppg, 5.8 rpg)

### SERIES HISTORY

Series Record: BYU leads, 72-42  
 Last Meeting: Feb. 17, 2001  
 Result: BYU won 68-51 in Provo

### MEDIA RELATIONS

Basketball Contact: Gary Ozzello  
 Office: (970) 491-5067  
 Home: (970) 493-5574  
 Email: ramsid@lamar.colostate.edu  
 Fax: (970) 491-1348  
 Press Row: (970) 491-3981

**WEB SITE:** www.csurams.com



**HEAD COACH**  
**Dale Layer**

### 2001-2002 SCHEDULE

11/13	at USC (NIT First Round)	1/12	Colorado State
11/19	Arkansas-Pine Bluff	1/21	at San Diego State
11/24	Eastern Kentucky	1/26	New Mexico
11/26	at Denver	1/28	Air Force
11/28	at Detroit Mercy	2/2	at Brigham Young
12/1	Cal State Fullerton	2/4	at Utah
12/6	Cal State Northridge	2/9	at Colorado State
12/12	at Boise State	2/16	UNLV
12/15	Montana State	2/18	San Diego State
12/19	Indiana State	2/23	at Air Force
12/22	Alaska-Anchorage	2/25	at New Mexico
12/29	Portland State	2/28	Brigham Young
1/1	at Texas Tech	3/2	Utah
1/5	at UNLV	3/7-9	MWC Tournament

### 2001-2002 SCHEDULE

11/17	Montana Tech	1/12	at Wyoming
11/20	at Washington State	1/19	at San Diego State
11/23	at Big Island Invitational	1/21	at UNLV
11/25	Hawaii-Hilo; Hawaii; LSU;	1/26	Air Force
	Mercer; South Carolina St.;	1/28	New Mexico
	Weber State; Wisconsin;	2/2	at Utah
	Pepperdine	2/4	at Brigham Young
11/29	at Gardner Webb	2/9	Wyoming
12/1	at South Carolina	2/11	Michigan
12/5	Colorado	2/16	San Diego State
12/8	Arkansas-Little Rock	2/18	UNLV
12/15	at Denver	2/23	at New Mexico
12/18	Southern Illinois	2/25	at Air Force
12/20	IU-Purdue-Ft. Wayne	2/28	Utah
1/2	at Baylor	3/2	Brigham Young
1/5	Morris Brown	3/7-9	MWC Tournament

# all-time series records

OPPONENT	G	W	L	FIRST-LAST	LAST	OPPONENT	G	W	L	FIRST-LAST	LAST
<b>Air Force</b>	<b>46</b>	<b>39</b>	<b>7</b>	<b>1961-2001</b>	<b>W</b>	Georgia	3	2	1	1969-1997	L
Alabama	1	0	1	1957	L	Georgia Tech	1	0	1	1978	L
Alabama-Birmingham	3	2	1	1984-1989	W	Hamline	1	0	1	1951	L
Alaska	1	1	0	1980	W	Harvard	1	1	0	1978	W
Arizona	37	17	20	1951-1999	L	Hastings	2	2	0	1935-1938	W
<b>Arizona State</b>	<b>45</b>	<b>24</b>	<b>21</b>	<b>1946-2000</b>	<b>L</b>	Hawai'i	45	31	14	1971-1999	W
Arkansas	1	1	0	1947	W	Hofstra	2	2	0	1983-1984	W
Army	2	2	0	1965-1973	W	Houston	5	2	3	1965-1997	L
Auburn	1	0	1	1998	L	<b>Idaho</b>	<b>4</b>	<b>2</b>	<b>2</b>	<b>1938-2000</b>	<b>W</b>
Baylor	7	5	2	1949-1979	W	Idaho State	31	25	6	1931-1981	W
Beloit	1	0	1	1949	L	Illinois	5	2	3	1965-1980	W
Boise State	7	5	2	1976-2000	W	Illinois Wesleyan	1	1	0	1930	W
Bowling Green	4	3	1	1949-1984	W	Indiana	2	0	2	1972-1973	L
Bradley	3	2	1	1953-1978	W	Indiana State	3	2	1	1947-1951	W
Brown	1	1	0	1988	W	Iowa	2	0	2	1983-1986	L
Butler	1	0	1	1930	L	Iowa State	4	0	4	1931-2000	L
California	9	4	4	1952-1998	L	James Madison	2	2	0	1990-1992	W
Cal-Davis	2	2	0	1936	W	John Carroll	1	1	0	1930	W
Cal-Irvine	3	2	1	1986-1999	W	Kansas	4	1	3	1959-1993	L
Cal-Santa Barbara	2	2	0	1999	W	Kansas State	5	2	3	1950-1973	L
Cal Poly Pomona	1	1	0	1981	W	Kent State	1	1	0	1960	L
Cal State Fullerton	5	3	2	1972-1986	L	Kentucky	3	0	3	1951-1984	L
Cal State Los Angeles	2	2	0	1952	W	LaVerne	1	1	0	1936	W
<b>Cal State Northridge</b>	<b>3</b>	<b>3</b>	<b>0</b>	<b>1992-1998</b>	<b>W</b>	La Salle	9	3	6	1948-1992	L
Cal State Riverside	1	1	0	1999	W	Long Beach State	7	3	4	1972-1985	W
Cal State Sacramento	1	1	0	1993	W	Long Island	3	0	3	1942-1947	L
Canisius	3	3	0	1942-1946	W	Louisiana State	2	1	1	1960-1992	L
Carbon College	2	2	0	1922-1943	W	Louisiana Tech	2	2	0	1998	W
Central Conn. State	1	1	0	1987	W	Louisville	3	1	2	1960-1994	W
Chicago	1	1	0	1930	W	Loyola (Ill.)	6	2	4	1931-1968	L
Chicago State	1	1	0	1987	W	Loyola-Marymount	1	1	0	1937	W
Cincinnati	2	2	0	1930-1972	W	Loyola (N. Orleans)	2	1	1	1957-1959	L
Citadel	1	0	1	1960	L	McNeese State	2	2	0	1977-1992	W
Clemson	2	0	2	1980-1990	L	Manhattan	3	2	1	1945-1955	L
Colorado	20	5	15	1937-1956	W	Marshall	2	1	1	1948-1951	W
Colorado College	11	5	6	1923-1936	W	Marquette	4	2	2	1930-1967	L
Colorado St. College	9	8	1	1923-1938	W	Memphis State	3	1	2	1960-1992	W
<b>Colorado State</b>	<b>114</b>	<b>72</b>	<b>42</b>	<b>1938-2001</b>	<b>W</b>	Miami (Fla.)	4	2	2	1960-1989	L
Cornell	2	1	1	1965-1969	L	Michigan	3	2	1	1954-1972	W
<b>Creighton</b>	<b>6</b>	<b>4</b>	<b>2</b>	<b>1931-1973</b>	<b>L</b>	Michigan State	6	4	2	1956-1986	W
Dartmouth	1	0	1	1958	L	Minnesota	1	0	1	1994	L
Davidson	1	1	0	1976	W	Mississippi State	2	1	1	1994-1996	L
Dayton	2	2	0	1950-1959	W	Montana	27	20	7	1941-1977	L
Delta State	1	1	0	1947	W	Montana State	12	11	1	1939-1987	W
Denver	68	58	16	1933-1999	W	Montana State College	57	28	29	1925-1941	W
DePaul	1	0	1	1964	W	Montana Mines	2	2	0	1928	W
Detroit	1	1	0	1955	W	Morgan State	1	1	0	1996	W
Dixie College	5	5	0	1927-1930	W	Muhlenberg	1	1	0	1948	W
Drake	1	1	0	1935	W	Murray State	2	2	0	1953	W
Duke	2	1	1	1952-1992	L	Nebraska	4	3	1	1930-1936	W
Duquesne	2	0	2	1947-1954	L	Nevada	17	12	5	1929-1996	L
Eastern Kentucky	3	2	1	1950-1991	W	<b>UNLV</b>	<b>11</b>	<b>5</b>	<b>6</b>	<b>1981-2001</b>	<b>L</b>
Eastern Washington	1	1	0	1989	W	<b>New Mexico</b>	<b>107</b>	<b>61</b>	<b>46</b>	<b>1951-2001</b>	<b>W</b>
East Tennessee State	1	0	1	1990	L	New Mexico State	11	3	8	1960-1976	L
Elon College	1	1	0	2000	W	New Orleans	1	0	1	1987	L
Florida	2	2	0	1959-1992	W	New York (CCNY)	3	0	3	1947-1950	L
Florida International	2	2	0	1999-2000	W	New York University	1	1	0	1965	W
Florida State	1	1	0	1972	W	Niagara	5	4	1	1947-1976	W
Fordham	2	2	0	1983-1985	W	Nicholls State	1	1	0	1993	W
<b>Fort Lewis</b>	<b>*</b>	<b>First Meeting</b>				Northeastern	1	1	0	1988	W
Fresno State	16	11	5	1935-1999	L	Northwestern	2	1	1	1945-1989	W
Gila College	2	2	0	1931	W	North Dakota	3	2	1	1928	W
Gonzaga	1	0	1	1949	L	North Carolina	3	0	3	1976-1993	L
Georgetown	1	0	1	1984	L	N. Carolina-Charlotte	2	2	0	1988	W

# all-time series records

OPPONENT	G	W	L	FIRST-LAST	LAST
North Carolina State	2	0	2	1952-1956	L
North Texas	2	2	0	1980-1989	W
Northern Arizona	1	0	1	1946	L
Northeast Louisiana	2	2	0	1975-1994	W
Northwestern (La.) St.	2	1	1	1948-1994	W
N.W. Oklahoma State	1	1	0	1948	W
Notre Dame	7	3	4	1956-2000	L
Occidental	1	1	0	1929	W
Ohio State	7	3	4	1956-1998	W
Oklahoma	4	2	2	1960-1992	W
Oklahoma Baptist	1	1	0	1993	W
Oklahoma City	6	0	6	1955-1976	L
Oklahoma State	5	3	2	1961-1994	W
Old Dominion	1	1	0	1976	W
Omaha	1	1	0	1943	W
Oral Roberts	4	4	0	1978-1986	W
Oregon	19	7	12	1954-1998	L
Oregon State	15	4	11	1927-1992	L
Pacific	6	3	3	1961-1997	W
Penn State	4	1	3	1979-1998	L
<b>Pepperdine</b>	<b>4</b>	<b>1</b>	<b>3</b>	<b>1944-1998</b>	<b>W</b>
Phillips	2	1	1	1928	L
Pittsburgh	1	1	0	1986	W
Portland	2	2	0	1957-1959	W
Portland State	1	1	0	1978	W
Princeton	4	4	0	1981-1992	W
Providence	2	2	0	1962-1983	W
Purdue	1	1	0	1978	W
Regis	3	3	0	1949-1951	W
Rhode Island	3	1	2	1975-1978	L
Rice	5	3	2	1963-2000	W
Ricks College	2	2	0	1927-1940	W
Rutgers	1	0	1	1990	L
St. Bonaventure	2	2	0	1965-1967	W
St. Francis	2	1	1	1953-1969	W
St. John's	8	1	7	1951-1991	L
St. Joseph's	8	4	4	1962-1983	L
St. Louis	4	3	1	1930-1954	L
St. Mary's (Calif.)	6	5	1	1956-1988	L
<b>San Diego, U. of</b>	<b>*First Meeting</b>				
<b>San Diego State</b>	<b>46</b>	<b>33</b>	<b>13</b>	<b>1940-2001</b>	<b>W</b>
<b>San Francisco</b>	<b>7</b>	<b>3</b>	<b>4</b>	<b>1946-2000</b>	<b>L</b>
San Jose State	8	7	1	1948-1999	L
Santa Clara	18	13	5	1951-1994	W
<b>Santa Barbara, UC</b>	<b>1</b>	<b>1</b>	<b>0</b>	<b>2000</b>	<b>W</b>
Seattle	7	5	2	1963-1976	W
Seton Hall	2	1	1	1950-1959	L
Siena	1	1	0	1989	W
Snow College	4	4	0	1929-1946	W
South Alabama	2	1	1	2000	W
South Carolina	2	1	1	1990-1993	W
South Carolina State	1	1	0	1999	W
Southeastern College	1	1	0	1925	W
Southern California	6	2	4	1933-2000	L
Southern Idaho	13	10	3	1937-1946	W
Southern Illinois	1	1	0	2000	W
Southern Methodist	4	2	2	1986-1997	L
<b>Southern Utah</b>	<b>4</b>	<b>4</b>	<b>0</b>	<b>1992-2000</b>	<b>W</b>
Southwest Missouri	2	1	1	1985-1987	L
<b>Stanford</b>	<b>4</b>	<b>3</b>	<b>1</b>	<b>1969-1971</b>	<b>W</b>
Stetson	1	0	1	1990	L
Syracuse	4	0	4	1947-1969	L
Tennessee	2	0	2	1957-1980	L
Tennessee Tech	1	1	0	1992	W

OPPONENT	G	W	L	FIRST-LAST	LAST
Temple	3	2	1	1942-1966	W
Texas	5	3	2	1967-1978	L
Texas-Arlington	1	1	0	1988	W
Texas A&M	1	1	0	1972	W
Texas A&M Corpus Christi	1	1	0	2001	W
Texas Christian	7	4	3	1953-1999	W
Texas Southern	1	1	0	1999	W
UTEP	64	39	25	1966-1999	W
Texas Tech	4	3	1	1967-1996	L
Toledo	3	2	0	1949-1951	W
Tulane	1	1	0	1995	W
Tulsa	10	6	4	1979-1998	L
UCLA	21	11	10	1929-1988	L
<b>Utah</b>	<b>230</b>	<b>115</b>	<b>115</b>	<b>1918-2001</b>	<b>L</b>
<b>Utah State</b>	<b>217</b>	<b>132</b>	<b>85</b>	<b>1905-2000</b>	<b>W</b>
Valparaiso	2	1	1	1945-1949	W
Vanderbilt	1	0	1	1957	L
Villanova	3	1	2	1951-1984	L
Virginia	4	1	3	1981-1998	L
Virginia Commonwealth	1	1	0	1983	W
Virginia Tech	1	1	0	1967	W
Wake Forest	3	1	2	1952-1969	L
Washington	17	8	9	1950-1998	L
Washington State	8	4	4	1946-1998	L
Weber College	5	4	1	1938-1949	W
<b>Weber State</b>	<b>26</b>	<b>17</b>	<b>9</b>	<b>1973-2000</b>	<b>W</b>
West Virginia	2	1	1	1947-1973	W
Western Carolina	1	1	0	1981	W
Western State	11	10	1	1924-1937	W
Western Kentucky	3	0	3	1946-1955	L
Western Washington	1	1	0	1993	W
Wichita State	7	1	6	1962-1989	W
Wisconsin	1	0	1	1931	L
Wisconsin-Milwaukee	1	1	0	1972	W
Wittenberg	1	0	1	1930	L
Wofford College	1	1	0	1998	W
<b>Wyoming</b>	<b>152</b>	<b>86</b>	<b>66</b>	<b>1919-2001</b>	<b>W</b>
Xavier	2	2	0	1964-1968	W
Yale	1	1	0	1984	W

## INTRACONFERENCE RECORD

	G	W	L	Pct.
Air Force	46	39	7	.848
Colorado State	114	72	42	.632
New Mexico	107	61	46	.570
San Diego State	46	33	13	.717
UNLV	11	5	6	.455
Utah	230	115	115	.500
Wyoming	152	86	66	.566
Total	706	411	291	.582

## CLEVELAND VS. MWC TEAMS

	G	W	L	Pct.
Air Force	7	5	2	.667
Colorado State	6	2	4	.333
New Mexico	10	5	5	.500
San Diego State	7	7	0	.1000
UNLV	7	3	4	.429
Utah	10	2	8	.200
Wyoming	7	4	3	.571
Total	54	28	26	.519

# series vs. opponents results

## TEAMS LISTED ACCORDING TO SCHEDULE

### ARIZONA STATE

Overall Series Record: BYU leads 24-21  
 BYU Record in Provo: 19-4  
 BYU Record in Tempe: 4-16  
 BYU Record at Neutral Sites: 1-1  
 BYU Record under Steve Cleveland: 1-1  
 Longest BYU Win Streak: 4 (1964-66)  
 Longest ASU Win Streak:  
 4 two times (1961-1974, 1974-76)  
 Largest BYU Margin of Victory: 19, 52-33 in 1946  
 Largest ASU Margin of Victory: 40, 94-54 in 1961  
 Most Points Scored by BYU: 111 two times in 1965,72  
 Most Points Scored by ASU: 110 two times in 1964, 75

Date	Opponent	Score	W/L
12-5-46	vs. Arizona State	55-58	L
12-6-46	vs. Arizona State	52-33	W
12-15-47	Arizona State	46-45	W
12-16-47	Arizona State	48-45	W
12-30-61	at Arizona State	54-94	L
1-11-63	at Arizona State	84-89	L
2-16-63	Arizona State	87-104	L
2-14-64	at Arizona State	85-110	L
2-29-64	Arizona State	106-90	W
1-16-65	at Arizona State	111-102	W
2-27-65	Arizona State	104-91	W
1-7-66	Arizona State	95-81	W
2-18-66	at Arizona State	94-101	L
1-14-67	at Arizona St.(OT)	78-74	W
3-3-67	Arizona State	110-93	W
1-13-68	Arizona State	94-78	W
3-1-68	at Arizona State	97-99	L
1-25-69	at Arizona State	94-109	L
2-13-69	Arizona St	102-89	W
1-9-70	at Arizona State	88-98	L
2-12-70	Arizona State	97-91	W
1-28-71	at Arizona State	86-87	L
2-27-71	Arizona State	83-74	W
1-7-72	Arizona State	111-102	W
2-12-72	at Arizona State	95-99	L
1-27-73	Arizona State	81-67	W
2-23-73	at Arizona State	90-86	W
1-25-74	Arizona State	89-71	W
2-23-74	at Arizona State	77-100	L
1-10-75	Arizona State	80-110	L
2-15-75	at Arizona State	79-99	L
1-17-76	at Arizona State	68-83	L
2-13-76	Arizona State	93-89	W
1-20-77	at Arizona St.(OT)	84-86	L
2-19-77	Arizona State	65-84	L
1-21-78	Arizona State	96-89	W
2-16-78	at Arizona State	75-76	L
12-12-86	Arizona State ^	91-85	W
12-5-89	at Arizona State	65-64	W
12-12-90	Arizona State	74-82	L
12-1-92	Arizona State	108-98	W
11-27-93	at Arizona State	95-106	L
3-17-94	Arizona State (NIT)	74-67	W
12-7-99	Arizona State	78-67	W
12-2-00	at Arizona State	52-80	L

### UC SANTA BARBARA

Overall Series Record: BYU leads 3-0  
 BYU Record in Provo: 2-0  
 BYU Record at UCSB: 1-0  
 BYU Record at Neutral Sites: 0-0  
 BYU Record under Steve Cleveland: 2-0  
 Longest BYU Win Streak: 3 (1979-2000)  
 Longest UCSB Win Streak: 0  
 Largest BYU Margin of Victory: 22, 87-65 in 1979  
 Largest UCSB Margin of Victory: N/A  
 Most Points Scored by BYU: 87 in 1979  
 Most Points Scored by UCSB: 65 in 1979


Date	Opponent	Score	W/L
12-14-79	UC-Santa Barbara*	87-65	W
12-29-99	at CS-Santa Barb.	57-48	W
11-25-00	UC-Santa Barbara	67-53	W

### UTAH STATE

Overall Series Record: BYU leads 132-85  
 BYU Record in Provo: 81-31  
 BYU Record in Logan: 51-54  
 BYU Record at Neutral Sites: 0-0  
 BYU Record under Steve Cleveland: 3-1  
 Longest BYU Win Streak:  
 15 two times (1906-12, 1986-93)  
 Longest Utah State Win Streak: 9 (1981-85)  
 Largest BYU Margin of Victory: 34, 115-81 in 1966  
 Largest Utah State Margin of Victory:  
 36, 55-19 in 1923  
 Most Points Scored by BYU: 121 in 1987  
 Most Points Scored by Utah State: 112 in 1987

Date	Opponent	Score	W/L
2-23-06	at Utah State	21-14	W
3-3-06	Utah State	19-11	W
2-16-07	Utah State	44-11	W
3-1-07	at Utah State	23-12	W
1-18-08	at Utah State	29-16	W
2-1-08	Utah State	43-19	W
2-6-09	Utah State	37-11	W
2-26-09	at Utah State	37-13	W
1-15-10	at Utah State	40-20	W
2-18-10	Utah State	47-31	W
2-4-11	at Utah State	29-19	W
2-18-11	Utah State	37-21	W
2-3-12	Utah State	36-17	W
2-9-12	at Utah State	37-16	W
2-15-13	at Utah State	33-23	W
3-1-13	Utah State	20-29	L
2-21-14	Utah State	41-21	W
3-6-14	at Utah State	28-19	W
2-13-15	Utah State	29-21	W
2-26-15	at Utah State	31-23	W
2-12-16	Utah State	42-17	W
2-26-16	at Utah State	23-37	L
2-17-17	Utah State	43-22	W
3-8-17	at Utah State	34-27	W
3-8-19	at Utah State	34-27	W
1-31-20	at Utah State	27-55	L
1921	at Utah State	43-45	L
1921	Utah State	30-28	W

1922	Utah State	39-22	W
1922	at Utah State	34-36	L
2-2-23	at Utah State	19-55	L
2-3-23	at Utah State	30-36	L
2-23-23	Utah State	22-23	L
2-24-23	Utah State	37-26	W
2-8-24	Utah State	36-43	L
2-9-24	Utah State	38-21	W
2-22-24	at Utah State	30-27	W
2-23-24	at Utah State	32-25	W
1-23-25	at Utah State	29-26	W
1-24-25	at Utah State	22-42	L
2-13-25	Utah State	48-36	W
2-14-25	Utah State	24-23	W
1-29-26	Utah State	31-49	L
1-30-26	Utah State	36-32	W
2-26-26	Utah State	52-43	W
2-27-26	Utah State	34-36	L
1-21-27	at Utah State	47-50	L
1-22-27	at Utah State	34-62	L
3-4-27	Utah State	38-44	L
3-5-27	Utah State	35-42	L
2-10-28	Utah State	49-34	W
2-11-28	Utah State	31-39	L
2-1928	at Utah State	41-52	L
2-1928	at Utah State	42-48	L
1-1-29	at Utah State	53-45	W
2-2-29	at Utah State	46-34	W
3-1-29	Utah State	49-45	W
3-2-29	Utah State	50-52	L
1-17-30	Utah State	37-39	L
1-18-30	Utah State	53-37	W
2-14-30	at Utah State	49-36	W




■ In 1999 Arizona State came to Provo and was defeated by Silester Rivers and the BYU Cougars 78-67. Mekeli Wesley led BYU with 26 points. Terrell Lyday scored 17 points and Rivers added 10 points.

# series vs. opponents results

2-15-30	at Utah State	41-55	L	2-10-40	at Utah State	35-55	L	1-30-69	Utah State	113-82	W
1-30-31	at Utah State	59-61	L	2-17-40	Utah State	49-43	W	1-15-70	at Utah State	94-97	L
1-31-31	at Utah State	45-39	W	1-10-41	Utah State	66-34	W	3-4-70	Utah State	73-86	L
2-20-31	Utah State	61-51	W	3-8-41	at Utah State	47-48	L	12-19-70	Utah State	111-83	W
2-21-31	Utah State	53-40	W	1-10-42	at Utah State	54-24	W	1-23-71	at Utah State	70-72	L
1-22-32	Utah State (OT)	45-47	L	2-21-42	Utah State	57-52	W	3-13-71	at Utah State	91-82	W
1-23-32	Utah State	40-37	W	1-15-43	at Utah State	38-43	L	12-21-71	at Utah State	87-84	W
2-26-32	at Utah State	39-32	W	1-16-43	at Utah State	58-41	W	1-22-72	Utah State	101-82	W
2-27-32	at Utah State	63-50	W	2-19-43	Utah State	44-38	W	12-16-72	Utah State	88-80	W
1-27-33	at Utah State	33-40	L	2-20-43	Utah State	63-59	W	1-20-73	at Utah State	79-69	W
1-28-33	at Utah State	59-44	W	2-3-45	Utah State	50-41	W	12-22-73	Utah State	86-87	L
2-24-33	Utah State	37-30	W	3-7-45	at Utah State	64-37	W	1-19-74	at Utah State	86-93	L
2-25-33	Utah State	48-36	W	1-12-46	at Utah State	47-29	W	12-28-74	Utah State	79-83	L
1-12-34	Utah State	57-34	W	2-23-46	Utah State	64-48	W	2-1-75	at Utah State	84-92	L
1-13-34	Utah State	42-35	W	2-22-47	Utah State	62-40	W	12-17-75	at Utah State	76-87	L
2-16-34	at Utah State	48-37	W	3-4-47	at Utah State	49-52	L	1-10-76	Utah State	73-75	L
2-17-34	at Utah State	35-43	L	1-31-48	Utah State	66-47	W	12-4-76	at Utah State	93-95	L
1-25-35	at Utah State	39-38	W	2-28-48	at Utah State	65-68	L	1-8-77	Utah State	85-77	W
1-26-35	at Utah State	27-41	L	1-21-49	Utah State	60-51	W	12-21-77	at Utah State	89-91	L
2-8-35	Utah State (OT)	47-48	L	1-22-49	Utah State	64-56	W	1-7-78	Utah State (2OT)	85-84	W
2-9-35	Utah State	40-39	W	2-11-49	at Utah State	54-58	L	12-6-78	Utah State	99-80	W
2-7-36	Utah State	35-36	L	2-12-49	at Utah State	67-54	W	1-6-79	at Utah State	68-84	L
2-8-36	Utah State	33-37	L	1-21-50	Utah State	71-41	W	12-22-79	at Utah State	89-84	W
2-21-36	at Utah State	39-32	W	1-23-50	at Utah State	48-47	W	2-12-80	Utah State	84-83	W
2-22-36	at Utah State	41-51	L	2-24-50	at Utah State	60-46	W	12-6-80	at Utah State	82-79	W
1-15-37	Utah State	31-40	L	2-25-50	Utah State	63-35	W	12-27-80	Utah State	104-89	W
1-16-37	Utah State	49-35	W	1-12-51	at Utah State	72-59	W	12-8-81	at Utah State	51-43	W
2-12-37	at Utah State	55-45	W	1-13-51	at Utah State	68-72	L	12-26-81	Utah State	74-79	L
2-13-37	at Utah State	38-47	L	2-2-51	Utah State	83-57	W	11-30-82	Utah State	69-75	L
1-21-38	at Utah State	53-60	L	2-3-51	Utah State	51-42	W	12-14-82	at Utah State	68-80	L
2-25-38	Utah State	58-50	W	2-1-52	at Utah State	40-57	L	11-26-83	at Utah State	78-90	L
1-7-39	Utah State	46-54	L	2-15-52	Utah State	69-67	W	12-9-83	Utah State*	81-83	L
3-4-39	at Utah State	38-53	L	1-3-53	at Utah State	72-66	W	12-4-84	Utah State	93-97	L
				1-31-53	Utah State	77-60	W	12-11-84	at Utah State (OT)	91-92	L
				1-14-54	at Utah State	68-73	L	12-3-85	at Utah State	80-80	L
				1-23-54	Utah State	75-63	W	12-10-85	Utah State	76-88	L
				1-15-55	Utah State	58-62	L	12-3-86	Utah State	100-86	W
				2-17-55	at Utah State	71-76	L	12-16-86	at Utah State	97-93	W
				1-28-56	at Utah State	56-63	L	12-1-87	at Utah State	96-92	W
				2-9-56	Utah State	92-62	W	12-19-87	Utah State (OT)	121-112	W
				1-18-57	at Utah State	75-76	L	12-17-88	Utah State	96-85	W
				1-25-57	Utah State	93-76	W	12-21-88	at Utah State	74-72	W
				1-31-58	at Utah State	67-55	W	11-30-89	Utah State	71-65	W
				2-15-58	Utah State	69-66	W	12-12-89	Utah State	69-68	W
				1-30-59	Utah State	77-54	W	11-24-90	Utah State	98-94	W
				2-14-59	at Utah State	67-74	L	12-1-90	at Utah State	63-58	W
				1-29-60	at Utah State	53-84	L	11-26-91	at Utah State	82-66	W
				2-13-60	Utah State	64-75	L	12-13-91	Utah State*	93-77	W
				1-27-61	Utah State	75-57	W	12-4-92	at Utah State	93-83	W
				2-13-61	at Utah State	73-94	L	12-18-92	Utah State	89-65	W
				1-26-62	at Utah State	69-88	L	12-14-93	Utah State	78-65	W
				2-10-62	Utah State	70-80	L	12-1-94	at Utah State	59-83	L
				1-5-63	at Utah State	58-69	L	12-5-95	Utah State	76-52	W
				1-26-63	Utah State	67-70	L	12-10-96	Utah State	64-61	W
				1-25-64	at Utah State	90-105	L	11-29-97	at Utah State	69-72	L
				1-31-64	Utah State	73-90	L	1-2-99	Utah State	61-59	W
				1-9-65	at Utah State	99-90	W	1-8-00	at Utah State	82-73	W
				2-6-65	Utah State	89-80	W	12-16-00	Utah State	69-67	W
				1-22-66	Utah State	115-81	W				
				2-11-66	at Utah State	96-88	W				
				1-6-67	Utah State	92-66	W				
				2-4-67	at Utah State	88-113	L				
				1-6-68	Utah State	104-98	W				
				2-1-68	at Utah State	118-103	W				
				1-11-69	at Utah State	84-91	L				

## WEBER STATE

Overall Series Record: BYU leads 17-9  
 BYU Record in Provo: 13-0  
 BYU Record in Ogden: 4-9



■ In his first game as a Cougar, Trent Whiting scored a game-high 22 points, including this near half-court shot just before the halftime buzzer. He helped BYU defeat Utah State for the third year in a row.



BYU Record at Neutral Sites: 0-0  
 BYU Record under Steve Cleveland: 3-1  
 Longest BYU Win Streak: 3, three times (1978-81, 85-87, 89-91)  
 Longest Weber State Win Streak: 1  
 Largest BYU Margin of Victory: 33, 104-71 in 1987  
 Largest Weber State Margin of Victory: 21, 96-75 in 1976  
 Most Points Scored by BYU: 104 in 1987  
 Most Points Scored by Weber State: 97 in 1996

Date	Opponent	Score	W/L
11-30-73	Weber State	77-76	W
12-6-74	at Weber State	63-76	L
12-20-75	Weber State	89-80	W
11-27-76	at Weber State	75-96	L
1-3-78	Weber State	81-76	W
12-23-80	at Weber State	85-78	W
12-81	Weber State	63-55	W
1-6-83	at Weber State (20T)	81-84	L
1-7-84	Weber State (OT)	86-81	W
12-8-84	at Weber State	79-87	L
12-28-85	Weber State (OT)	88-86	W
12-18-86	at Weber State	84-69	W
12-11-87	Weber State*	104-71	W
12-1-88	at Weber State	78-80	L
11-28-89	Weber State	81-65	W
11-29-90	at Weber State	69-57	W
12-21-91	Weber State	81-68	W
12-8-92	at Weber St. (OT)	77-83	L
12-21-93	Weber State	92-79	W
12-21-94	at Weber State	74-86	L
12-12-95	Weber State	91-86	W
12-4-96	at Weber State	80-97	L
12-12-97	Weber State*	83-70	W
11-19-98	at Weber State	80-83	L
12-11-99	Weber State*	66-53	W
12-28-00	at Weber State	84-75	W

\*Cougar Classic

## CREIGHTON

Overall Series Record: BYU leads 4-2  
 BYU Record in Provo: 1-0  
 BYU Record at Creighton: 2-2  
 BYU Record at Neutral Sites: 1-0  
 BYU Record under Steve Cleveland: 0-0  
 Longest BYU Win Streak: 4 (1934-71)  
 Longest Creighton Win Streak: 1  
 Largest BYU Margin of Victory: 35, 109-74 in 1964  
 Largest Creighton Margin of Victory: 13, 99-86 in 1973  
 Most Points Scored by BYU: 109 in 1964  
 Most Points Scored by Creighton: 99 in 1973

12-19-31	at Creighton	36-41	L
12-20-34	at Creighton	48-38	W
12-19-35	at Creighton	43-36	W
12-28-64	vs. Creighton*	109-74	W
* All College Tournament			
12-11-71	Creighton	96-68	W
12-17-73	at Creighton @ Omaha	86-99	L

## FORT LEWIS

First Meeting

## IDAHO

Overall Series Record: Tied 2-2

BYU Record in Provo: 2-1  
 BYU Record in Moscow: 0-0  
 BYU Record at Neutral Sites: 0-1  
 BYU Record under Steve Cleveland: 1-0  
 Longest BYU Win Streak: 1  
 Longest Idaho Win Streak: 1  
 Largest BYU Margin of Victory: 28, 75-47 in 2001  
 Largest Idaho Margin of Victory: 5, 45-40 in 1937  
 Most Points Scored by BYU: 75 in 2001  
 Most Points Scored by Idaho: 47 in 2001

12-20-37	Idaho	40-45	L
12-21-37	Idaho	47-40	W
12-30-47	vs. Idaho+	41-42	L
+ Los Angeles Invitational Tournament			
1-2-01	Idaho	75-47	W

## STANFORD

Overall Series Record: BYU leads 3-1  
 BYU Record in Provo: 2-0  
 BYU Record at Stanford: 1-1  
 BYU Record at Neutral Sites: 0-0  
 BYU Record under Steve Cleveland: 0-0  
 Longest BYU Win Streak: 2 (1970)  
 Longest Stanford Win Streak: 1  
 Largest BYU Margin of Victory: 21, 85-64 in 1970  
 Largest Stanford Margin of Victory: 16, 94-78 in 1969  
 Most Points Scored by BYU: 95 in 1969  
 Most Points Scored by Stanford: 94 in 1969

1-3-69	at Stanford	95-89	W
1-4-69	at Stanford	78-94	L
12-4-70	Stanford	70-62	W
12-5-70	Stanford	85-64	W

## CS NORTHRIDGE

Overall Series Record: BYU leads 3-0  
 BYU Record in Provo: 3-0  
 BYU Record at Northridge: 0-0  
 BYU Record at Neutral Sites: 0-0  
 BYU Record under Steve Cleveland: 1-0  
 Longest BYU Win Streak: 3 (1992-98)  
 Longest CS-Northridge Win Streak: N/A  
 Largest BYU Margin of Victory: 32, 100-68 in 1992  
 Largest CS-Northridge Margin of Victory: N/A  
 Most Points Scored by BYU: 100 in 1992  
 Most Points Scored by CS-Northridge: 78 in 1998

3-3-92	Cal St Northridge	100-68	W
12-8-95	CS-Northridge*	99-74	W
12-12-98	CS-Northridge*	84-78	W

\*Cougar Classic

## SOUTHERN UTAH

Overall Series Record: BYU leads 4-0  
 BYU Record in Provo: 4-0  
 BYU Record in Cedar City: 0-0  
 BYU Record at Neutral Sites: 0-0  
 BYU Record under Steve Cleveland: 2-0  
 Longest BYU Win Streak: 4 (1992-Present)  
 Longest Southern Utah Win Streak: N/A  
 Largest BYU Margin of Victory: 46, 108-62 in 1992  
 Largest Southern Utah Margin of Victory: N/A  
 Most Points Scored by BYU: 108 in 1992

Most Points Scored by Southern Utah: 67 in 1994  
 12-11-92 Southern Utah\* 108-62 W  
 12-9-94 Southern Utah\* 82-67 W  
 11-24-99 Southern Utah 92-66 W  
 12-14-00 Southern Utah 58-52 W  
 \*Cougar Classic

## SAN FRANCISCO

Overall Series Record: San Francisco leads 4-3  
 BYU Record in Provo: 2-0  
 BYU Record in San Francisco: 0-3  
 BYU Record at Neutral Sites: 1-1  
 BYU Record under Steve Cleveland: 0-1  
 Longest BYU Win Streak: 3 (1946-53)  
 Longest San Francisco Win Streak: 4 (1968-Present)  
 Largest BYU Margin of Victory: 9, 45-36 in 1946  
 Largest San Francisco Margin of Victory: 23, 86-63 in 1979  
 Most Points Scored by BYU: 84 in 1974  
 Most Points Scored by San Francisco: 103 in 1974

12-20-46	vs. San Francisco+	45-36	W
+ Reno Tournament			
12-12-52	San Francisco	53-52	W
12-22-53	San Francisco	68-61	W
12-13-68	at San Francisco*	75-79	L
12-13-74	at San Francisco	84-103	L
3-10-79	vs. San Francisco#	63-86	L
# NCAA (Tucson)			
11-30-00	at San Francisco	70-80	L

## PEPPERDINE

Overall Series Record: Pepperdine leads 3-1  
 BYU Record in Provo: 1-1  
 BYU Record at Pepperdine: 0-2  
 BYU Record at Neutral Sites: 0-0  
 BYU Record under Steve Cleveland: 1-0  
 Longest BYU Win Streak: 1  
 Longest Pepperdine Win Streak: 3 (1944-85)  
 Largest BYU Margin of Victory: 1, 53-52 in 1997  
 Largest Pepperdine Margin of Victory: 10, 83-73 in 1985  
 Most Points Scored by BYU: 73 in 1985  
 Most Points Scored by Pepperdine: 83 in 1985

12-29-44	at Pepperdine	51-56	L
12-15-49	at Pepperdine*	39-45	L
12-14-85	Pepperdine ^	73-83	L
12-13-97	Pepperdine*	53-52	W

## SAN DIEGO STATE

Overall Series Record: BYU leads 34-13  
 BYU Record in Provo: 20-2  
 BYU Record in San Diego: 14-11  
 BYU Record at Neutral Sites: 0-0  
 BYU Record under Steve Cleveland: 7-0  
 Longest BYU Win Streak: 11 (1990-95)  
 Longest SDSU Win Streak: 3 (1941-77)  
 Largest BYU Margin of Victory: 40, 106-66 in 1982  
 Largest SDSU Margin of Victory: 19, 89-70 in 1985  
 Most Points Scored by BYU: 123 in 1980  
 Most Points Scored by SDSU: 104 in 1977

Date	Opponent	Score	W/L
12-19-41	at San Diego St.	45-49	L

# series vs. opponents results

12-20-41	at San Diego St.	40-42	L
12-23-77	at San Diego St.	88-104	L
2-3-79	San Diego State	88-80	W
3-2-79	at San Diego State	96-95	W
1-24-80	at San Diego St.	123-91	W
3-1-80	San Diego State	114-81	W
1-8-81	San Diego State	84-73	W
2-14-81	at San Diego St.	72-73	L
1-28-82	at San Diego St.	66-80	L
2-27-82	San Diego State	106-66	W
1-14-83	San Diego State	96-74	W
2-12-83	at San Diego State	69-67	W
1-20-84	at San Diego St.	75-79	L
2-16-84	San Diego St. (OT)	94-92	W
1-12-85	at San Diego St.	70-89	L
1-31-85	San Diego State	71-77	L
1-11-86	San Diego State	82-70	W
2-6-86	at San Diego St.	81-71	W
1-15-87	San Diego State	94-82	W
2-26-87	at San Diego State	85-68	W
1-9-88	San Diego State	92-65	W
2-18-88	at San Diego St. (OT)	80-82	L
1-12-89	San Diego State	85-81	W
2-9-89	at San Diego St.	74-89	L
1-6-90	at San Diego St.	63-60	W
2-1-90	San Diego State	75-58	W
1-3-91	at San Diego State	73-61	W
2-7-91	San Diego State	75-55	W
1-6-92	at San Diego St.	89-59	W
2-29-92	San Diego State	98-78	W
1-21-93	San Diego State	76-64	W
2-13-93	at San Diego State	80-73	W
1-20-94	at San Diego St. (OT)	83-82	W
2-10-94	San Diego State	101-87	W
1-12-95	San Diego State	66-57	W
2-18-95	at San Diego St.	52-58	L
1-13-96	at San Diego State	76-83	L
2-15-96	San Diego State	81-68	W
12-31-96	San Diego St. (OT)	86-89	L
11-14-97	at San Diego St.	73-59	W
1-14-99	at San Diego State	83-76	W
2-13-99	San Diego State	93-76	W
2-3-00	at San Diego State	72-50	W
3-4-00	San Diego State	67-50	W
1-13-01	San Diego State	79-50	W
2-12-01	at San Diego St.	69-66	W

## UNLV

Overall Series Record: UNLV leads 6-5  
 BYU Record in Provo: 3-2  
 BYU Record in Las Vegas: 2-4  
 BYU Record at Neutral Sites: 0-0  
 BYU Record under Steve Cleveland: 3-4  
 Longest BYU Win Streak: 2 (1981, 2000)  
 Longest UNLV Win Streak: 4 (1981-98)  
 Largest BYU Margin of Victory: 28, 91-63 in 2001  
 Largest UNLV Margin of Victory: 23, 79-56 in 2000  
 Most Points Scored by BYU: 92 in 1981  
 Most Points Scored by UNLV: 90 in 1981

Date	Opponent	Score	W/L
1-3-81	at UNLV (20T)	92-90	W
2-6-81	UNLV	86-77	W

12-5-81	UNLV	63-66	L
2-12-82	at UNLV	50-52	L
1-22-98	at UNLV	63-76	L
2-21-98	UNLV	76-84	L
1-10-00	at UNLV	77-75	W
2-19-00	UNLV	83-82	W
3-11-00	at UNLV (MWC Tourn.)	56-79	L
1-15-01	UNLV	91-63	W
2-10-01	at UNLV	56-68	L

## NEW MEXICO

Overall Series Record: BYU leads 61-46  
 BYU Record in Provo: 40-16  
 BYU Record in Albuquerque: 21-30  
 BYU Record at Neutral Sites: 3-3  
 BYU Record under Steve Cleveland: 5-5  
 Longest BYU Win Streak: 14 (1950-57)  
 Longest New Mexico Win Streak: 5 (1996-98)  
 Largest BYU Margin of Victory: 30, 92-62 two times in 1955 and 1959  
 Largest New Mexico Margin of Victory: 42, 74-32 in 1997  
 Most Points Scored by BYU: 100 in 1979  
 Most Points Scored by New Mexico: 102 in 1987

Date	Opponent	Score	W/L
12-29-50	vs. New Mexico	*64-56	W
1-26-52	at New Mexico	72-49	W
2-23-52	New Mexico	90-61	W
1-10-53	at New Mexico	73-57	W
3-6-53	New Mexico	61-43	W
1-9-54	New Mexico	76-63	W
3-4-54	at New Mexico	84-79	W
1-6-55	at New Mexico	92-62	W
3-5-55	New Mexico	74-48	W
2-3-56	New Mexico	87-53	W
3-1-56	at New Mexico	75-69	W
2-4-57	at New Mexico	73-60	W
3-1-57	New Mexico	67-41	W
2-7-58	New Mexico	66-53	W
3-8-58	at New Mexico	77-54	L
2-5-59	at New Mexico	85-77	W
3-7-59	New Mexico	92-62	W
2-5-60	New Mexico	95-67	W
3-5-60	at New Mexico	75-69	W
2-2-61	at New Mexico	97-76	W
3-4-61	New Mexico	70-65	W
2-3-62	New Mexico	76-74	W
3-1-62	at New Mexico	70-80	L
2-8-63	New Mexico	76-73	W
3-2-63	at New Mexico	59-84	L
1-10-64	New Mexico	57-59	L
3-5-64	at New Mexico	80-84	L
2-13-65	at New Mexico	70-89	L
3-6-65	New Mexico	70-67	W
1-13-66	at New Mexico	78-81	L
2-25-66	New Mexico	89-60	W
1-21-67	New Mexico	89-73	W
2-23-67	at New Mexico	75-97	L
1-20-68	at New Mexico	69-84	L
2-16-68	New Mexico	67-76	L
1-18-69	New Mexico	75-65	W
2-27-69	at New Mexico (OT)	77-71	W
1-29-70	New Mexico	77-90	L

2-28-70	at New Mexico	68-82	L
1-8-71	at New Mexico	72-62	W
2-13-71	New Mexico	70-68	W
2-3-72	New Mexico	70-62	W
3-4-72	at New Mexico	61-60	W
1-11-73	at New Mexico	62-69	L
2-17-73	New Mexico	66-76	L
1-5-74	at New Mexico	75-84	L
2-7-74	New Mexico	77-96	L
1-25-75	at New Mexico	96-78	W
2-28-75	New Mexico (OT)	72-77	L
1-30-76	New Mexico	81-67	W
2-28-76	at New Mexico	74-79	L
1-29-77	New Mexico	65-73	L
2-25-77	at New Mexico	88-80	W
1-26-78	at New Mexico	82-95	L
2-25-78	New Mexico	66-71	L
1-13-79	New Mexico	100-83	W
2-9-79	at New Mexico	65-66	L
1-3-80	at New Mexico	75-63	W
2-2-80	New Mexico	89-68	W
1-15-81	at New Mexico	92-87	W
2-21-81	New Mexico	78-72	W
1-4-82	New Mexico	76-58	W
3-6-82	at New Mexico	65-67	L
1-29-83	New Mexico	66-48	W
2-25-83	at New Mexico	70-71	L
2-2-84	at New Mexico	86-73	W
3-3-84	New Mexico	80-73	W
3-9-84	vs. New Mexico+	55-64	L
1-5-85	New Mexico	70-76	L
2-7-85	at New Mexico	74-76	L



■ Last season BYU defeated the New Mexico Lobos in all three meetings, including an exciting 69-65 MWC Championship victory in Las Vegas.

1-4-86	at New Mexico	57-60	L
2-14-86	New Mexico	74-67	W
3-6-86	vs. New Mexico	68-79	L
1-10-87	at New Mexico	89-102	L
2-5-87	New Mexico	98-73	W
3-6-87	at New Mexico**	86-93	L
1-23-88	at New Mexico	89-82	W
3-3-88	New Mexico	89-82	W
1-5-89	at New Mexico	84-88	L
2-18-89	New Mexico	90-79	W
1-13-90	New Mexico	79-78	W
2-15-90	at New Mexico	51-60	L
1-12-91	New Mexico	72-65	W
2-14-91	at New Mexico	83-76	W
1-30-92	New Mexico	85-65	W
2-22-92	at New Mexico (OT)	84-95	L
1-4-93	New Mexico	70-56	W
3-6-93	at New Mexico	76-79	L
3-12-93	vs. New Mexico**	59-68	L
1-3-94	at New Mexico	68-74	L
3-3-94	New Mexico (OT)	82-84	L
1-28-95	New Mexico	81-63	W
2-4-95	at New Mexico	74-72	W
1-25-96	at New Mexico	77-83	L
2-1-96	New Mexico	81-83	L
2-3-97	at New Mexico	32-74	L
2-27-97	New Mexico	49-90	L
1-29-98	New Mexico	54-72	L
2-26-98	at New Mexico	83-62	W
1-20-99	at New Mexico	68-78	L
2-25-99	New Mexico	64-85	L
1-29-00	at New Mexico	69-78	L
2-17-00	New Mexico	74-78	L
3-9-00	vs. New Mexico ^	55-43	W
2-3-01	New Mexico	65-49	W
3-1-01	at New Mexico	72-67	W
3-10-01	vs. New Mexico ^	69-65	W

^ MWC Tournament (Las Vegas)

## AIR FORCE

Overall Series Record: BYU leads 38-7

BYU Record in Provo: 18-3

BYU Record in Colorado Springs: 17-4

BYU Record at Neutral Sites: 3-0

BYU Record under Steve Cleveland: 5-2

Longest BYU Win Streak: 15 (1990-96)

Longest Air Force Win Streak: 1

Largest BYU Margin of Victory: 35, 103-68 in 1993

Largest Air Force Margin of Victory: 19, 80-61 in 1998

Most Points Scored by BYU: 110 in 1965

Most Points Scored by Air Force: 93 in 1987

Date	Opponent	Score	W/L
12-14-63	Air Force	61-65	L
1-29-65	at Air Force	110-77	W
1-2-81	at Air Force	77-65	W
2-7-81	Air Force	62-51	W
1-21-82	Air Force	54-40	W
2-13-82	at Air Force	49-41	W
1-24-83	at Air Force	73-61	W
2-19-83	Air Force	66-57	W
1-28-84	Air Force	69-49	W
2-27-84	at Air Force	71-67	W
1-17-85	at Air Force	79-72	W
2-2-85	Air Force	66-60	W
3-4-85	Air Force**	79-82	L
	WAC Tournament (Provo)		
1-18-86	at Air Force	65-57	W

1-23-86	Air Force	66-45	W
1-22-87	Air Force	87-69	W
1-30-87	at Air Force	91-93	L
3-5-87	vs. Air Force** (OT)	82-79	W
	WAC Tournament		
1-30-88	Air Force	95-75	W
2-25-88	at Air Force	76-62	W
1-19-89	at Air Force (OT)	89-88	W
1-24-89	Air Force	78-79	L
1-18-90	at Air Force	64-56	W
2-24-90	Air Force	67-42	W
1-24-91	Air Force	72-55	W
2-23-91	at Air Force	70-61	W
1-18-92	Air Force	66-45	W
2-13-92	at Air Force	68-60	W
3-12-92	vs. Air Force+	72-51	W
	WAC Tourn. (Fort Collins)		
1-16-93	at Air Force	103-68	W
2-20-93	Air Force	98-80	W
1-15-94	Air Force	87-73	W
2-17-94	at Air Force	94-82	W
1-7-95	at Air Force	89-68	W
2-25-95	Air Force	79-72	W
1-8-96	Air Force	68-64	W
2-22-96	at Air Force	80-66	W
1-24-98	at Air Force	61-80	L
2-19-98	Air Force	79-60	W
1-27-00	at Air Force	55-60	L
3-2-00	Air Force	73-52	W
2-1-01	Air Force	62-45	W
3-3-01	at Air Force	51-50	W
3-8-01	vs Air Force ^	69-54	W

^ MWC Tournament (Las Vegas)

## UTAH

Overall Series Record: Tied 115-115

BYU Record in Provo: 64-46

BYU Record in Salt Lake: 45-67

BYU Record at Neutral Sites: 6-2

BYU Record under Steve Cleveland: 2-8

Longest BYU Win Streak: 8 (1909-12)

Longest Utah Win Streak: 12 (1995-2000)

Largest BYU Margin of Victory: 31 two times (1965, 94)

Largest Utah Margin of Victory: 36, 85-49 (1997)

Most Points Scored by BYU: 115 (1966)

Most Points Scored by Utah: 106 two times (1962, 1963)

Date	Opponent	Score	W/L
1-23-09	Utah	32-9	W
3-5-09	at Utah	40-27	W
2-2-10	at Utah	31-27	W
2-11-10	Utah	31-17	W
1-28-11	Utah	47-27	W
2-25-11	at Utah	33-26	W
2-17-12	at Utah	36-25	W
3-2-12	Utah	32-25	W
2-8-13	Utah	31-49	L
2-22-13	at Utah (OT)	25-28	L
2-14-14	at Utah	23-36	L
2-28-14	Utah	32-24	W
2-20-15	Utah	29-28	W
3-12-15	at Utah	20-38	L
2-4-16	at Utah	26-41	L
3-4-16	Utah	30-38	L
2-10-17	Utah	38-32	W
2-23-17	at Utah	54-33	W
2-9-18	Utah	21-27	L
2-23-18	at Utah	38-28	W


2-7-19	at Utah	22-50	L
3-8-19	Utah	21-31	L
3-4-20	at Utah	30-41	L
1921	Utah	22-16	W
1921	at Utah	16-29	L
1922	Utah	32-27	W
1922	at Utah	29-16	W
1-26-23	Utah	36-29	W
1-27-23	Utah	25-19	W
2-16-23	at Utah	33-35	L
2-17-23	at Utah	18-24	L
1-25-24	at Utah	38-21	W
1-26-24	at Utah	36-26	W
2-15-24	Utah	37-22	W
2-16-24	Utah	34-32	W
2-6-25	Utah	33-35	L
2-7-25	Utah	42-25	W
2-27-25	at Utah	24-36	L
2-28-25	at Utah	41-36	W
1-22-26	at Utah	22-21	W
1-23-26	at Utah	35-31	W
2-12-26	Utah	34-39	L
2-13-26	Utah	37-24	W
1-28-27	Utah	39-42	L
1-29-27	Utah	35-37	L
2-25-27	at Utah	31-34	L
2-26-27	at Utah (OT)	40-34	W
1-27-28	at Utah	37-30	W
1-28-28	at Utah	35-31	W
2-17-28	Utah	25-31	L
2-18-28	Utah	26-31	L
1-18-29	Utah	41-38	W
1-19-29	Utah	49-45	W
2-8-29	at Utah	41-56	L
2-9-29	at Utah	53-37	W
1-31-30	at Utah	49-53	L
2-1-30	at Utah	30-38	L
2-28-30	Utah	56-31	W



■ Trent Whiting led BYU with 22 points as he helped the Cougars defeat his former team 69-61. BYU has defeated Utah two out of the last three meetings in a rivalry that dates back to 1909.

# series vs. opponents results

3-1-30	Utah	59-42	W	3-3-39	at Utah	47-52	L	2-8-69	Utah	73-67	W
1-23-31	Utah (OT)	51-52	L	2-9-40	at Utah	39-45	L	2-22-69	at Utah	85-98	L
1-24-31	Utah	43-45	L	2-23-40	Utah	52-41	W	1-3-70	at Utah	76-82	L
2-27-31	at Utah	39-49	L	2-8-41	Utah	27-32	L	1-24-70	Utah	81-91	L
2-28-31	at Utah	57-49	W	3-7-41	at Utah	39-50	L	2-6-71	Utah	103-89	W
1-15-32	Utah	44-36	W	2-7-42	at Utah	50-42	W	3-6-71	at Utah	98-87	W
1-16-32	Utah	39-40	L	3-7-42	Utah	42-40	W	1-15-72	at Utah	67-61	W
2-5-32	at Utah	32-35	L	1-29-43	Utah	41-30	W	2-19-72	Utah	79-66	W
2-6-32	at Utah	43-34	W	1-30-43	Utah	41-29	W	3-3-73	Utah	89-73	W
3-1-32	vs. Utah	35-32	W	2-12-43	at Utah	44-34	W	3-3-73	at Utah	71-86	L
1-13-33	Utah	40-27	W	2-13-43	at Utah	47-45	W	1-12-74	at Utah	86-104	L
1-14-33	Utah	33-34	L	1-26-45	Utah	46-51	L	2-16-74	Utah	74-89	L
2-17-33	at Utah	43-42	W	3-3-45	at Utah	52-56	L	1-18-75	at Utah	73-91	L
2-18-33	at Utah	36-50	L	2-9-46	at Utah	28-46	L	2-22-75	Utah	73-79	L
3-4-33	vs. Utah	43-26	W	3-9-46	Utah	53-71	L	1-24-76	Utah	74-76	L
1-26-34	at Utah	41-37	W	2-8-47	Utah	54-62	L	2-21-76	at Utah	84-83	W
1-27-34	at Utah	30-43	L	3-8-47	at Utah	66-82	L	2-5-77	at Utah	61-81	L
2-9-34	Utah	45-31	W	1-17-48	at Utah	65-63	W	3-5-77	Utah	54-67	L
2-10-34	Utah	40-28	W	2-21-48	Utah	55-51	W	2-4-78	Utah	76-89	L
1-11-35	Utah	54-25	W	1-29-49	at Utah	56-55	W	3-4-78	at Utah	74-81	L
1-12-35	Utah	56-53	W	1-31-49	Utah	65-45	W	1-20-79	at Utah	90-76	W
2-15-35	at Utah	46-50	L	2-18-49	at Utah	49-58	L	2-17-79	Utah	76-50	W
2-16-35	at Utah	43-52	L	2-19-49	Utah	52-54	L	1-12-80	Utah	89-72	W
1-17-36	Utah	42-34	W	1-28-50	at Utah	71-51	W	2-9-80	at Utah	83-82	W
1-18-36	Utah	47-42	W	1-30-50	Utah	61-51	W	1-31-81	at Utah	56-60	L
2-14-36	at Utah	35-36	L	2-17-50	Utah	42-56	L	3-7-81	Utah	95-76	W
2-15-36	at Utah	37-36	W	2-18-50	at Utah	56-46	W	1-15-82	Utah	74-51	W
1-29-37	at Utah	30-45	L	12-27-50	vs. Utah*	49-58	L	2-19-82	at Utah	61-68	L
1-30-37	at Utah	40-41	L	2-16-51	at Utah	73-60	W	2-5-83	at Utah	72-75	L
2-19-37	Utah	35-43	L	2-17-51	Utah	49-54	L	3-5-83	Utah (30T)	62-64	L
2-20-37	Utah	36-31	W	3-2-51	at Utah	58-67	L	1-14-84	Utah (20T)	113-105	W
1-22-38	Utah	41-48	L	3-3-51	Utah	69-50	W	2-8-84	at Utah	82-79	W
3-4-38	at Utah	43-54	L	2-2-52	Utah	48-51	L	1-26-85	at Utah	63-62	W
1-20-39	Utah	40-32	W	3-8-52	at Utah	50-61	L	3-2-85	Utah (30T)	85-86	L
				2-14-53	Utah	62-50	W	1-25-86	Utah	87-69	W
				2-21-53	at Utah	73-50	W	2-22-86	at Utah	71-74	L
				2-19-54	at Utah	85-76	W	1-24-87	at Utah	80-70	W
				2-20-54	Utah	64-70	L	2-14-87	Utah	58-65	L
				2-11-55	Utah (OT)	76-74	W	2-4-88	Utah	82-64	W
				2-12-55	at Utah	71-78	L	2-27-88	at Utah	60-62	L
				2-11-56	at Utah	63-82	L	2-2-89	at Utah	86-90	L
				2-24-56	Utah	77-82	L	2-25-89	Utah	81-74	W
				2-10-57	Utah	81-77	W	1-25-90	Utah	65-49	W
				2-21-57	at Utah	66-88	L	2-10-90	at Utah	73-89	L
				1-24-58	at Utah	81-67	W	2-16-91	at Utah	74-81	L
				2-27-58	Utah	56-74	L	3-2-91	Utah (OT)	71-72	L
				1-23-59	Utah	56-70	L	3-9-91	vs. Utah (OT)	51-49	W
				2-26-59	Utah (OT)	74-76	L	2-20-92	Utah	58-56	W
				1-22-60	at Utah	69-76	L	3-7-92	at Utah	87-73	W
				2-25-60	Utah	75-87	L	3-13-92	vs. Utah+	75-62	W
				1-20-61	Utah	91-86	W	1-9-93	Utah	53-54	L
				2-23-61	at Utah	80-95	L	2-27-93	at Utah	83-89	L
				1-23-62	at Utah	89-94	L	1-8-94	at Utah	64-62	W
				2-24-62	Utah	101-106	L	2-26-94	Utah	73-70	W
				1-19-63	Utah	71-53	W	3-10-94	vs. Utah+	96-65	W
				2-23-63	at Utah	100-106	L	1-3-95	Utah	64-57	W
				2-8-64	at Utah	89-91	L	3-4-95	at Utah	79-87	L
				2-22-64	Utah	75-72	W	1-2-96	at Utah	77-83	L
				1-23-65	Utah	98-67	W	3-2-96	Utah	85-96	L
				2-20-65	at Utah	108-99	W	1-11-97	Utah	51-61	L
				2-5-66	at Utah	94-93	W	2-6-97	at Utah	49-85	L
				3-5-66	Utah	115-100	W	1-10-98	Utah	61-71	L
				2-11-67	at Utah	64-62	W	2-5-98	at Utah	68-83	L
				2-17-67	Utah	61-60	W	1-9-99	at Utah	54-75	L
				2-10-68	at Utah	89-91	L	2-6-99	Utah	46-71	L
				2-24-68	Utah	93-90	W	3-4-99	vs. Utah (WAC Tour)	62-81	L



■ BYU and Wyoming have been going head-to-head since 1929. In their last meeting, Terrell Lyday poured in 32 points to help the Cougars advance to the MWC Championship game.

1-15-00	Utah	49-56	L
2-12-00	at Utah	62-77	L
3-10-00	vs. Utah (MWC Trn)	58-54	W
1-29-01	Utah	69-61	W
2-24-01	at Utah	75-82	L

**WYOMING**

Overall Series Record: BYU leads 86-66  
 BYU Record in Provo: 58-13  
 BYU Record in Laramie: 25-51  
 BYU Record at Neutral Sites: 3-2  
 BYU Record under Steve Cleveland: 4-3  
 Longest BYU Win Streak: 12 (1972-77)  
 Longest Wyoming Win Streak: 9 (1942-46)  
 Largest BYU Margin of Victory: 35, 78-43 in 1966  
 Largest Wyoming Margin of Victory: 32, 63-31 in 1931  
 Most Points Scored by BYU: 102 in 1965  
 Most Points Scored by Wyoming: 107 in 1966

Date	Opponent	Score	W/L
12-16-29	Wyoming	47-25	W
12-18-29	Wyoming	51-38	W
12-12-30	at Wyoming	36-37	L
12-13-30	at Wyoming	46-42	W
12-21-31	at Wyoming	47-57	L
12-22-31	at Wyoming	31-61	L
3-3-32	at Wyoming	33-37	L
3-4-32	at Wyoming	28-29	L
3-5-32	at Wyoming	38-22	W
3-9-33	Wyoming	25-35	L
3-10-33	Wyoming	37-33	W
3-11-33	Wyoming	41-39	W
3-8-34	at Wyoming	38-43	L
3-9-34	at Wyoming (OT)	44-47	L
3-10-34	at Wyoming	34-43	L
2-11-38	at Wyoming	47-61	L
2-19-38	Wyoming	38-49	L
1-14-39	at Wyoming	27-35	L
2-18-39	Wyoming	44-46	L
1-27-40	Wyoming	34-29	W
3-2-40	at Wyoming	50-45	W
1-17-41	at Wyoming	45-46	L
1-24-41	Wyoming	49-45	W
1-16-42	Wyoming	53-49	W
1-31-42	at Wyoming	34-45	L
2-25-43	at Wyoming	42-53	L
2-26-43	at Wyoming	43-47	L
2-27-43	at Wyoming	43-66	L
1-19-45	at Wyoming	41-51	L
2-24-45	Wyoming	34-39	L
12-6-45	vs. Wyoming	49-58	L
12-8-45	vs. Wyoming	37-52	L
1-18-46	Wyoming	36-41	L
2-2-46	at Wyoming	57-41	W
1-24-47	Wyoming	44-51	L
2-15-47	at Wyoming	47-70	L
1-26-48	at Wyoming	45-39	W
2-7-48	Wyoming	57-42	W
1-14-49	at Wyoming	48-59	L
1-15-49	at Wyoming	38-58	L
1-24-49	Wyoming	54-42	W
2-21-49	Wyoming	50-48	W
12-9-49	vs. Wyoming	57-54	W
1-13-50	at Wyoming	39-46	L
1-14-50	at Wyoming	27-53	L
3-3-50	Wyoming	55-44	W
3-4-50	Wyoming	70-52	W
1-19-51	Wyoming	64-58	W

1-20-51	Wyoming	65-38	W
2-16-52	Wyoming	43-48	L
3-1-52	at Wyoming	49-55	L
1-23-53	Wyoming	71-42	W
2-27-53	at Wyoming	59-63	L
2-12-54	at Wyoming	47-63	L
2-26-54	Wyoming	51-42	W
1-22-55	at Wyoming	60-68	L
2-26-55	Wyoming	75-62	W
1-14-56	Wyoming	74-48	W
2-18-56	at Wyoming	78-67	W
1-12-57	at Wyoming	82-71	W
2-16-57	Wyoming	69-47	W
1-18-58	Wyoming	62-50	W
2-21-58	at Wyoming	46-74	L
1-17-59	at Wyoming	73-71	W
2-20-59	Wyoming	78-43	W
1-16-60	Wyoming	73-52	W
2-19-60	at Wyoming	75-70	W
1-14-61	at Wyoming	71-79	L
2-17-61	Wyoming	89-80	W
1-12-62	Wyoming	73-63	W
2-17-62	at Wyoming	71-87	L
2-9-63	Wyoming	89-77	W
2-28-63	at Wyoming	80-76	W
1-11-64	Wyoming	96-91	W
3-7-64	at Wyoming	96-90	W
2-11-65	at Wyoming	96-94	W
3-5-65	Wyoming	102-87	W
1-15-66	at Wyoming	101-107	L
2-26-66	Wyoming	98-90	W
1-20-67	Wyoming	97-75	W
2-25-67	at Wyoming	56-67	L
3-11-67	vs. Wyoming	63-70	L
1-18-68	at Wyoming	70-81	L
2-17-68	Wyoming	101-77	W
1-16-69	Wyoming	89-78	W
3-1-69	at Wyoming	69-79	L
3-5-69	vs. Wyoming	95-82	W
2-7-70	at Wyoming	73-98	L
2-19-70	Wyoming	71-73	L
1-17-71	Wyoming	82-68	W
2-19-71	at Wyoming	72-78	L
1-29-72	at Wyoming	101-74	W
2-25-72	Wyoming	70-56	W
1-6-73	Wyoming	62-58	W
2-9-73	at Wyoming	67-54	W
2-2-74	at Wyoming (OT)	78-75	W
2-28-74	Wyoming	74-62	W
2-8-75	Wyoming	75-73	W
3-7-75	at Wyoming	67-64	W
2-6-76	at Wyoming	94-80	W
3-6-76	Wyoming	82-60	W
1-15-77	Wyoming	97-64	W
2-10-77	at Wyoming	82-72	W
1-12-78	at Wyoming	82-89	L
2-11-78	Wyoming	76-56	W
1-27-79	at Wyoming (OT)	69-71	L
2-22-79	Wyoming	78-73	W
1-18-80	Wyoming	53-56	L
2-23-80	at Wyoming	39-30	W
1-24-81	Wyoming	84-70	W
2-26-81	at Wyoming (20T)	84-86	L
1-9-82	at Wyoming	42-61	L
1-23-82	Wyoming	25-27	L
1-22-83	at Wyoming	82-64	W
3-12-83	Wyoming	54-41	W
1-26-84	Wyoming	74-61	W
1-25-84	at Wyoming	55-56	L
1-24-85	Wyoming	78-65	W

2-28-85	at Wyoming	66-78	L
2-20-86	at Wyoming	56-66	L
3-1-86	Wyoming	62-65	L
1-3-87	Wyoming	77-74	W
2-21-87	at Wyoming	67-63	W
1-13-88	at Wyoming	83-67	W
2-11-88	Wyoming	78-69	W
2-23-89	at Wyoming	65-72	L
3-2-89	Wyoming	71-67	W
1-20-90	at Wyoming	65-60	W
2-22-90	Wyoming	75-64	W
1-19-91	at Wyoming	80-86	L
1-26-91	Wyoming	72-77	L
1-16-92	Wyoming	68-59	W
1-23-92	at Wyoming	67-72	L
1-30-93	at Wyoming	77-64	W
2-6-93	Wyoming	75-62	W
1-27-94	Wyoming	82-66	W
2-3-94	at Wyoming	65-79	L
1-21-95	at Wyoming	58-52	W
2-11-95	Wyoming	78-72	W
1-18-96	Wyoming	84-75	W
2-10-96	at Wyoming	81-71	W
1-4-97	at Wyoming	61-89	L
2-8-97	Wyoming	60-72	L
1-17-98	Wyoming	60-41	W
2-14-98	at Wyoming	54-77	L
1-20-2000	Wyoming	87-78	W
2-26-00	at Wyoming	70-85	L
1-22-01	at Wyoming	78-85	L
2-15-01	Wyoming	79-63	W
3-9-01	vs. Wyoming ^	77-66	W

^ MWC Tournament

**COLORADO STATE**

Overall Series Record: BYU leads 72-42  
 BYU Record in Provo: 48-10  
 BYU Record in Fort Collins: 23-30  
 BYU Record at Neutral Sites: 1-2  
 BYU Record under Steve Cleveland: 2-4  
 Longest BYU Win Streak: 9 (two times 1985-89, 1991-94)  
 Longest Utah Win Streak: 7 (1960-70)  
 Largest BYU Margin of Victory: 39, 91-52 in 1939  
 Largest Wyoming Margin of Victory: 25, 74-49 in 1958  
 Most Points Scored by BYU: 105 in 1972  
 Most Points Scored by Utah: 100 in 1996

Date	Opponent	Score	W/L
1-28-38	Colorado State	50-46	W
2-12-38	at Colorado State	39-45	L
2-10-39	at Colorado State	43-44	L
2-25-39	Colorado State	91-52	W
1-19-40	at Colorado State	32-40	L
2-3-40	Colorado State	62-42	W
2-15-41	at Colorado State	40-36	W
3-1-41	Colorado State	60-33	W
1-24-42	Colorado State	52-27	W
2-27-42	at Colorado State	54-41	W
1-26-46	Colorado State	42-41	W
3-2-46	at Colorado State	40-47	L
1-31-47	Colorado State	69-47	W
2-14-47	at Colorado State	48-51	L
1-24-48	at Colorado State	64-51	W
2-16-48	Colorado State	79-48	W
2-4-49	at Colorado State	66-54	W
2-5-49	at Colorado State	54-62	L
2-25-49	Colorado State	79-49	W
2-26-49	Colorado State	72-52	W

# series vs. opponents results

2-3-50	Colorado State	46-42	W	2-21-70	Colorado State	96-84	W	2-27-86	Colorado State	86-76	W
2-4-50	Colorado State	58-45	W	1-15-71	Colorado State	75-73	W	1-2-87	Colorado St. (OT)	75-67	W
2-11-50	at Colorado State	30-40	L	2-20-71	at Colo. St. (20T)	98-92	W	1-31-87	at Colorado State	51-49	W
2-13-50	at Colorado State	46-55	L	1-27-72	at Colorado State	75-68	W	2-13-88	Colorado State	86-80	W
12-30-50	vs. Colorado St.*	77-52	W	2-26-72	Colorado State	105-85	W	2-23-88	at Colorado State	75-67	W
2-8-51	Colorado State	70-42	W	1-5-73	Colorado St. (OT)	86-93	L	1-21-89	at Colorado State	84-69	W
2-9-51	Colorado State	65-40	W	2-10-73	at Colorado State	78-74	W	3-4-89	Colorado State	72-89	L
2-23-51	at Colorado State	50-45	W	1-31-74	at Colorado State	52-69	L	1-27-90	Colorado State	67-52	W
2-24-51	at Colorado State	60-51	W	3-2-74	Colorado State	70-69	W	3-1-90	at Colorado State	57-59	L
1-19-52	Colorado State	68-47	W	2-7-75	Colorado State	88-75	W	1-17-91	at Colorado State	72-55	W
2-29-52	at Colorado State	75-65	W	3-8-75	at Colorado State	81-92	L	1-31-91	Colorado State	69-52	W
1-24-53	Colorado State	75-47	W	2-7-76	at Colorado State	84-93	L	3-7-91	Colorado State	72-51	W
2-28-53	at Colorado State	57-63	L	3-5-76	Colorado State	81-85	L	1-11-92	Colorado State	72-51	W
2-13-54	at Colorado State	76-77	L	1-14-77	Colorado State	41-49	L	1-25-92	at Colorado St.(OT)	79-74	W
2-27-54	Colorado State	69-71	L	2-12-77	at Colorado State	67-78	L	1-28-93	at Colorado State	70-63	W
1-21-55	at Colorado State	74-68	W	1-14-78	at Colorado State	66-76	L	2-4-93	Colorado State	81-57	W
2-25-55	Colorado State	94-65	W	2-10-78	Colorado State	98-81	W	1-29-94	Colorado State	79-66	W
1-13-56	Colorado State	61-49	W	1-25-79	at Colorado State	98-83	W	2-5-94	at Colorado St.(OT)	72-70	W
2-17-56	at Colorado State	59-70	L	2-24-79	Colorado State	66-61	W	1-19-95	at Colorado State	72-80	L
1-11-57	at Colorado State	66-61	W	1-19-80	Colorado State	104-82	W	2-9-95	Colorado State	76-68	W
2-15-57	Colorado State	81-66	W	2-21-80	Colorado State	66-46	W	3-9-95	vs. Colorado St.**	73-75	L
1-17-58	Colorado State	90-80	W	1-23-81	Colorado State	66-46	W	1-20-96	Colorado State	76-78	L
2-22-58	at Colorado State	49-74	L	2-28-81	at Colorado State	80-69	W	2-8-96	at Colorado St.	76-81	L
1-16-59	at Colorado State	62-72	L	1-7-82	at Colorado State	40-50	L	3-7-96	vs. Colorado St.+	84-100	L
2-21-59	Colorado State	88-63	W	2-6-82	Colorado State	60-54	W	1-22-98	Colorado State	44-55	L
1-15-60	Colorado State	51-53	L	1-20-83	at Colorado State	77-63	W	2-12-98	at Colorado State	74-83	L
2-20-60	at Colorado State	53-65	L	2-17-83	Colorado State	69-58	W	1-22-00	Colorado State	68-47	W
1-13-61	at Colorado State	49-73	L	1-30-84	Colorado State	73-57	W	2-24-00	at Colorado State	54-68	L
2-18-61	Colorado State	58-65	L	2-23-84	at Colorado State	65-70	L	1-20-01	at Colorado State	55-60	L
1-13-62	Colorado State	69-75	L	1-19-85	at Colorado State	65-64	W	2-17-01	Colorado State	68-51	W
2-15-62	at Colorado State	65-73	L	2-14-85	Colorado State	77-69	W				
2-5-70	at Colorado State	71-94	L	1-17-86	at Colorado State	68-63	W				

## The Old Oquirrh Bucket

The Old Oquirrh Bucket (named after the Oquirrh Mountains to the west of Salt Lake City) is the symbol of in-state basketball supremacy in Utah. Each year the trophy is awarded to the in-state college team (Utah, BYU, Southern Utah, Utah State and Weber State) which has the best won-loss record against in-state competition. Last year BYU brought home the bucket for the first time since 1994. BYU posted a 4-1 record against in-state schools. Following are the winners since the trophy was born for the 1974-75 season:


1974-75	Utah State	1993-94	BYU
1975-76	Utah State	1994-95	Utah
1976-77	Weber State	1995-96	Utah
1977-78	Utah	1996-97	Utah
1978-79	BYU	1997-98	Utah
1979-80	BYU	1998-99	Utah
1980-81	Utah	1999-00	Weber State
1981-82	BYU	2000-01	BYU
1982-83	Utah State		
1983-84	Utah State		
1984-85	Utah State		
1985-86	Weber State		
1986-87	BYU		
1987-88	Utah		
1988-89	Utah		
1989-90	Utah		
1991-92	BYU		
1992-93	Weber State		



**"We look forward to what should be a very challenging schedule this coming season. Seven teams won or shared their league titles and in Stanford we play one of the best teams in the country. We are happy to continue a relationship with teams like Arizona State, San Francisco and UC Santa Barbara while also adding new opponents like Creighton, who went 24-8 last year, and Pepperdine, who finished 22-9. Of course, our instate and conference games are all going to be very competitive."**

**— BYU Head Coach Steve Cleveland**

# BYU HOOP HISTORY



# memorable games

## **BYU 62, Dayton 43** **March 17, 1951**

In 1951, the Cougars defeated Dayton in the championship game of the National Invitational Tournament. After the win, BYU accepted an invitation to the NCAA tournament, which at the time was not yet recognized as the decisive tournament for the country's best team. As the nation's champions, the Cougars finished 28-9 with the most wins in BYU basketball history. Not only is it impressive that BYU won the national title and so many games, but it is even more amazing that they did so without a home court. With the Smith Fieldhouse under construction, BYU split its "home games" in Springville High's gymnasium and at the University of Utah. Head coach Stan Watts guided the Cougars to the national title in only his second year at the helm. Watts had the help of Mel Hutchins, who became the first Cougar to be named a first team All-American and went on to win Rookie of the Year in the NBA in 1952-53 season.



## **BYU 68, San Francisco 61** **December 22, 1953**

Stan Watts continued to bring glory to the BYU basketball program in 1953, by bringing prominent basketball programs to play in Provo. At the beginning of the first full season in the Smith Fieldhouse, the highly touted San Francisco program came to face the Cougars in Provo. The game would make memories for any fans present, as two San Francisco players, Bill Russell and K.C. Jones, went on to be stars in the NBA. San Francisco was the first of the big basketball schools to make the trip to Provo, with Michigan and UCLA playing the Cougars in the Smith Fieldhouse in the season to follow.

## **BYU 97, New York University 84** **March 19, 1966**


For the second year in a row, the Cougars finished as a 20-game winner with their final game against NYU in the championship game of the National Invitational Tournament. Playing in a packed Madison Square Garden, the No. 1-ranked Cougars outplayed NYU, leading 48-43 at halftime and never looking back. With star Dick Nemeika on the bench with four fouls, the Cougars turned to junior center Craig Raymond and junior forward Gary Hill. Hill and Raymond, non-starters going into the tournament, led the high-



scoring  
Cougar offense  
with 21 points each.  
Steve Kramer added 20 points to  
make the third Cougar with 20 or more  
points and the fifth Cougar to score in the double  
digits. The win over the Violets marked the second NIT  
championship for both BYU and head coach Stan Watts. The  
season was the highest scoring in Cougar history. BYU averaged 95.5  
points per game, while hitting 50 percent of its shots. In the NIT final the  
Cougars shot 59 percent while handling NYU. Former coach of the Boston  
Celtics, Red Auerbach, commented on BYU at the championship, saying,  
"BYU simply overpowered them. They (the Cougars) outplayed them all over  
the court."

## **BYU 89, Georgia 82** **(2 Overtimes)** **December 29, 1969**

In the middle of a forgettable 8-18 season, the Cougars took a memorable thriller from the Georgia Bulldogs in the Quaker City Tournament. Playing in Philadelphia, the Cougars found themselves down 38-25 at the half, but senior center Paul Ruffner led the Cougars charge back in the second half. The All-WAC Honorable Mention performer finished the game with 37 points and 18 rebounds as the Cougars took two overtimes to complete their comeback. Georgia trailed near the end of regulation and the end of the first overtime but managed to tie the game up both times. BYU was finally able to pull away in the second overtime, outscoring the Bulldogs 11-4. Doug Howard finished with 24 points, starting him on his way to his selection as a second team All-WAC member. The game marked the second time the Cougars had gone to double overtime that season. Earlier in the season, BYU lost a heart-breaker to Texas 76-73.





## BYU 78, Kansas State 72 December 3, 1971


There is a first for everything and the Cougars found a lot of firsts in this, the first game in the Marriott Activities Center. The arena itself was the first of its kind, the largest arena on any campus in the country. With the new arena, Stan Watts and his Cougars hosted the first major basketball tournament for BYU in the first BYU Classic. Nearly every statistic became a record for the Marriott Center that night, but not a single one of them stands today. BYU forward Kresimir Cosic was the highlight reel, scoring 30 points and pulling down 18 rebounds. Cosic's accuracy was impressive, hitting 8-of-11 from the field and 14-of-16 from the free throw line.

## BYU 108, LaSalle 106 (3 OT) December 15, 1979

With nine lead changes in a close game, BYU and LaSalle kept fans in the seats awaiting the outcome of a nail-biter. LaSalle's Michael Brooks set Marriott Center records, which still stand today, scoring 51 points and shooting 24-of-36 from the field. Despite Brooks' efforts, the third time truly was a charm for the Cougars. Tied at 98-98 after the end of the second overtime, things looked bleak for the Cougars with Danny Ainge out of the game with fouls. But in the third overtime the career of true freshman Steve Trumbo was born. At 6-7 and 230 pounds, the 18-year-old from Santa Clara, Calif., met the challenge. Trumbo tipped-in a bucket to give BYU a quick lead followed by a Devin Durrant lay-up as the Cougars went up by four. Trumbo went on to score four more points for the Cougars, finishing with six of the 10 points in the final overtime. While the Cougars didn't have a player that scored big like Brooks, BYU won with a team effort as six Cougars finished in double figures.

## BYU 95, Utah 76 March 7, 1981

After spotting Utah 10 points to start the game and trailing throughout the first half, BYU turned up the defensive pressure in the second half and spoiled the Utes hopes of claiming an outright conference title with a 95-76 victory in Provo. The Cougars held the Utes to just 29 percent shooting from the field in the second half to win and solidify their place in the NCAA tournament. Danny Ainge led the Cougars in the last home game of his BYU




MICHAEL SMITH, BYU VS. PITT

career, scoring 35 points on 14-25 shooting from the field and 7-7 from the free throw line. Utah All-American Danny Vranes was held to only 12 points (4-12 from the field, 4-5 on the line) and was 3-9 in the second half. The win avenged an earlier 56-60 loss to the Utes on their home court at the Special Events Center. Fred Roberts gave the Cougars the lead for good with a jumper from the free throw line at the 14:45 mark in the second half, giving BYU a 55-53 lead. The Cougars outscored the Runnin' Utes 40-23 from that point on, moving Utah into a tie with Wyoming for the WAC championship. BYU had the house packed for the game, setting a Marriott Center attendance record with 23,106.

## BYU 51, Notre Dame 50 NCAA East Regional Semifinal March 19, 1981

With eight seconds left and down by one to Notre Dame, BYU faced elimination in the NCAA East Regional Semifinal. But Danny Ainge refused to allow his senior season end without a fight. Ainge drove the length of the court,



DANNY AINGE  
1981 PLAYER OF THE YEAR



In 1981, after cruising past Princeton and 10th-ranked UCLA in the NCAA Tournament, Danny Ainge's last second heroics against Notre Dame lifted BYU into the "Elite Eight." With eight seconds left in the game and the Irish up by one point, Ainge took the ball and deftly dribbled the length of the court and softly laid the ball over the outstretched fingertips of Notre Dame center Orlando Woolridge. Before the stunned Irish players could inbound the ball, time had expired. Ainge's skillful drive was recently featured by ESPN and Sports Illustrated as one of the plays of the decade.

# memorable games


dribbling between defenders, and lofted a layup over the outstretched arms of Notre Dame center Orlando Woolridge with only two seconds remaining. His shot gave the Cougars a dramatic one-point victory. Ainge finished the game with only 12 points in the low-scoring affair, but none bigger than the final two. Down by as many as 14 points in the second half, the Cougars led only twice during the game. The win moved the Cougars on to the Elite Eight, where BYU lost to Ralph Sampson and Virginia 74-60. BYU finished the season ranked No. 16 in the country and Ainge garnered Eastman and Wooden Award honors.

## **BYU 80, Notre Dame 76 (OT)** **January 13, 1986**

National powerhouse Notre Dame and coach Digger Phelps came to Provo and faced a stiff challenge from Jeff Chatman and the BYU Cougars. Chatman nailed a jumper with 1:20 left in regulation to give the Cougars a 63-61 lead. But Notre Dame's Tim Kempton scored with 33 seconds left to tie the score again. Alan Pollard had a chance to win the game, but missed the front end of a 1-and-1 free throw. In overtime, Tom Gneiting scored seven points, including an old-fashion three-point play, to give BYU a 73-69 advantage with 1:33 left. BYU played outstanding defense and made its free throws down the stretch to pull out the 80-76 victory. Notre Dame's All-American guard David Rivers led all scores with 28 points, but it wasn't enough to stop the Cougars who had four players in double-figure scoring. Chatman led BYU with 21 points on 7-of-10 shooting. Gneiting had 14 rebounds to go with his 18 points, while Dixie College transfer Averian Parrish chipped in 12 points and four rebounds. Bob Capener, playing all 45 minutes, had 14 points.



**JEFF CHATMAN, BYU VS. NOTRE DAME**



**KEVIN NIXON,  
BYU VS. UTEP**

## **BYU 93, Pitt 73** **December 23, 1986**

On a year where BYU would find themselves ranked as high as No. 2 in the country, this blowout win vaulted the Cougars into the national spotlight. Pittsburgh was ranked in the top 20 and had one of the nation's top players in 6-10 All-American Charles Smith. It was another Smith, BYU's Michael Smith, who stole the show. Scoring 17 points in the first half and finishing the game with 34 points and 13 rebounds. BYU head coach Ladell Anderson said, "In all my years of coaching – college and professional – I've never been associated with a team that had that kind of first half of play. It was the best half for a team I've coached. BYU held Pitt to 20 percent shooting and caused 22 turnovers. Jeff Chatman had 12 points and Bobby Capener had 18 points on 4 -of-7 three-point shooting.


## **BYU 121, Utah State 112 (OT)** **December 19, 1987**

BYU almost gave the Utah State Aggies an early Christmas present by blowing an 18-point second half lead, but pulled off the dramatic win in overtime. BYU found itself ahead 61-45 at the half of the high-scoring contest, but couldn't put Utah State away. The Aggies climbed all the way back and might have won the game were it not for poor free throw shooting. Second-team All-American Michael Smith led the Cougars with 39 points and Jeff Chatman chipped in 29. Smith sent the game to overtime by knocking down two free


throws with only seven seconds left in the game. Poor free throw shooting doomed the Aggies in overtime, when Utah State managed to hit only 5-13 from the charity stripe. BYU head coach Ladell Andersen praised both teams after the game. "I'm proud of both ball clubs," he said. "It is a game neither club should have lost. It is nice to get a win out of this."

**BYU 73, UTEP 71**  
**March 14, 1992**

BYU upset UTEP 73-71 in the WAC championship game with a 54-foot prayer by Kevin Nixon as time expired in Fort Collins, Colo. The win advanced BYU to the NCAA Tournament with an automatic bid, where they were defeated by Shaquille O'Neal's LSU Tigers. The Cougars were down by 11 at the half, but fought hard in the second half to rally from as many as 14 points. Jared Miller and Gary Trost led the way for the Cougars scoring 17 points a piece. Mark Helsop scored 12 for the Cougars. Nixon, a starter, played only 11 minutes in the game due to sluggishness, but came in for the final 2.4 seconds for the final play with a hope to get a good look at the basket. The play was designed to draw a foul on a screen, but no call was made on the collision between the BYU and UTEP players. BYU had no choice but to throw the ball in to Nixon. "It felt good when it left my hands," said Nixon. "I thought it had a chance." The shot was replayed over and over again in the months to come on highlight tapes nationally. ESPN nominated the play to receive an ESPY award for college basketball's Play of the Year. Most BYU fans will remember the shot as one of the greatest in BYU history next to Danny Ainge's miracle drive against Notre Dame in the 1981 NCAA Tournament to send them to the Elite Eight.



**BYU VS. NEW MEXICO (IN THE PIT)**



**RUSSELL LARSON, BYU VS. LOUISVILLE**

**BYU 73, Memphis 67 (OT)**  
**December 22, 1992**

After defeating Oklahoma 76-75 in the first round of the Maui Invitational, the Cougars took on Penny Hardaway and the Memphis Tigers. Hardaway would score 37 points, but it wasn't enough to stop four Cougars in double figures as BYU pulled out an exciting overtime victory. BYU led 33-28 at the half before Hardaway turned it on helping the Tigers shoot 60 percent in the second half. Kevin Nixon, who scored 14 points on the night, hit a three pointer to tie the game at 63-63 with 1:09 to play. Both Hardaway and BYU's Nick Sanderson had tries to win the game before overtime. In OT Memphis went up 67-63 with 2:57 left to play. Sanderson cut the lead to 67-66 with a huge three-pointer. After a Hardaway turnover, Nixon nailed another three-pointer with 56 seconds left to go ahead 69-67. Sanderson made a quick steal with 25 seconds to play and took it the length of the court for an easy layin. After a failed Memphis three-point attempt, Russell Larson ended the game with a big dunk to finish off the Tigers 73-67. BYU went on the finals of the Maui Invitational losing to Duke 89-66. Sanderson had 15 points and four three-pointers, Larson had 11 points and 8 rebounds and Gary Trost led the Cougars with 16 points and 8 rebounds. BYU out-rebounded Memphis 42-30.

**BYU 80, Louisville 62**  
**November 25, 1994**

BYU advanced to the finals of the Great Alaskan Shootout after holding Louisville to 24 points in the second half and defeating Denny Crum's Cardinals 75-60. After trailing Louisville 36-32 at halftime, BYU cranked up the defense and jumped to an early second-half 42-39 lead. Behind the

# memorable games


clutch shooting of Robbie Reid and Russell Larson, who scored 17 and 14, respectively, the Cougars pulled off the come-from-behind victory. The Cougars owned the glass with 47 rebounds to Louisville's 33, and held the Cardinals to 25 percent shooting in the second half. Randy Reid scored 11 points and sophomore Ken Roberts had 10 points and eight rebounds. First Team All-WAC forward Larson had a game-high 10 rebounds.

## **BYU 83, No. 16 New Mexico 62 February 26, 1998**

BYU upset No. 16 New Mexico at Pit 83-62 putting a halt to the nation's second longest home winning streak, ending the streak at 41 games with a 21-point blow out. The Pit is well-known throughout the country as one of the most intimidating places to play. The win put hope into Steve Cleveland's first year as a coach to hopefully play in the WAC Tournament. BYU was only 2-10 in the WAC going into the game while the Lobos were 11-1 in conference play. Nobody was expecting a team that had only won one game the season before to beat the mighty Lobos, especially in the Pit. The Cougars came out confident in the first half making 68 percent from the field and 7-10 from three-point land, to give them a 46-28 lead going into the half. Senior Justin Weidauer played the best game of his career, going 9-10 from the field and 4-5 from three point range, to finish with 22 points. Freshman Mekeli Wesley shot 7-13 from the field to finish with 19 points. Junior Danny Bower shot 5-10 from beyond the arc to finish with 17 points.

## **BYU 76, UTEP 75 (3-OT) February 28, 1998**

After upsetting New Mexico in "The Pit," BYU kept up its late season heroics with a road victory over UTEP in triple overtime. BYU clinched a spot in the post-season Western Athletic Conference Tournament by defeating UTEP 76-75. With eight seconds left in triple overtime, Lance Archibald hit a three to tie the game at 75-75. Then with no time left on the clock, freshman Mekeli Wesley hit a free throw to give the Cougars the one-point victory. BYU trailed UTEP by 10 points at the half, but came back behind the strong play of Wesley. Wesley scored 31 points in the triple overtime victory. In the game, Wesley broke a BYU record by hitting 16-of-18 free throw attempts, including the tiebreaker at the end of the



**SILESTER RIVERS, BYU VS. ARIZONA**

game. Wesley's performance helped earn him a spot on the WAC All-Mountain Division Newcomer Team that year. Senior Justin Weidauer chipped in 14 points to help out the Cougars.

## **Arizona 78, BYU 74 Nov. 28, 1998**

The Arizona Wildcats came into Provo undefeated and ranked No. 11 in the nation but nearly lost to the Cougars, coming out with a narrow 78-74 overtime victory. Freshman Mark Bigelow helped keep BYU close with a BYU record nine steals to lead the Cougars, who had 15 steals on the night. Bigelow also paced the Cougar offense, scoring 24 points on 6-16 shooting from the field and 11-11 from the line. With 3:36 left to go in regulation, A.J. Bramlett scored for Arizona to give the Wildcats a 64-55 lead, their biggest of the game. But the Cougars were in no mood to give the game away and ran off 12 consecutive points to take a 67-64 lead with 1:23 left in the game. A three-point field goal by Jason Terry knotted the game at 67 and that is how regulation would end. BYU kept the game close in overtime but a late push from Arizona allowed the Wildcats to steal the victory from the Cougar claws. The low-light of the game came in the second half when Arizona forward Eugene Edgerson delivered a vicious elbow to the face of BYU center Bret Jepsen, who was forced to leave the game with a concussion.

## **BYU 60, Hawaii 59 Jan. 16, 1999**

A three-point bucket by Mekeli Wesley with just three seconds left gave the Cougars back-to-back road wins and a 60-59 over Hawaii. Wesley's shot capped off a 19-3 BYU run to finish the game and gave BYU its first lead

since the 9:21 mark of the first half. Wesley was the second leading scorer on the night with 18, behind teammate Silester Rivers, who finished with 20 points and nine rebounds. The win moved the Cougars to 7-8 on the season and 2-1 in WAC play. BYU fell behind on just 7-of-23 shooting (2-10 three-point) in the first half but rebounded to go 11-23 from the field (3-6 three-point) in the second for the victory. The Cougar defense also turned up the heat on Hawaii, holding the Warrior offense to just 37.5 percent shooting in the second half.

## **BYU 90, TCU 74** **March 2, 1999**

In BYU's final year in the Western Athletic Conference, the Cougars pulled off an impressive upset against Texas Christian University, winning 90-74 in the first round of the conference tournament. Early in the game, the Cougars went on a 16-1 run to take a 16-5 lead. BYU sophomore Nathan Cooper scored eight points in the early run and went on to lead BYU with a career-high 24 points. TCU's Lee Nailon led all scorers with 33 points on the night, but Cooper had a strong supporting cast in WAC Freshman of the Year Mark Bigelow (20 points), sophomore Michael Vranes (19 points), and sophomore Mekeli Wesley (17 points). While the Cougars were bolstered by a team-record 13 three pointers on the night, TCU pulled close to BYU at 62-57 midway through the second half. With the help of three successive technical fouls against the Horned Frogs, the Cougars pulled ahead by 12 on a 12-5 run and never looked back.

## **BYU 77, UNLV 75** **January 10, 2000**

The Cougars upset MWC favorite UNLV with a 77-75 win at the Thomas and Mack Center in Las Vegas to open league play. BYU's Terrell Lyday showed his stardom leading the Cougars with 30 points. Lyday hit 10-for-17 from the field, including 5-for-10 on three-point shots. Lyday also led BYU in rebounds, pulling down 11 in his double-double effort. With 10 rebounds on the defensive glass, and six steals, Lyday proved to be a winning force on both ends of the floor. As a team, the Cougars shot 48 percent to UNLV's 39 percent and hit 10-of-19 three pointers. Despite UNLV's comeback to take the lead late in the game, and more than 12,500 fans cheering the Rebels on, BYU kept its composure. The Cougars got a boost from good free throw shooting and a Todd Christensen three-pointer with three minutes left in the game.


## **BYU 58, Utah 54** **March 10, 2000**

Perhaps a benchmark for head coach Steve Cleveland and BYU basketball fans at large, the Cougars revitalized the BYU/Utah rivalry, winning 58-54 at the Mountain West Conference Tournament in Las Vegas. "That wasn't for me," Cleveland said. "There's a lot of people in Provo, Utah, that have really struggled with not having it [the rivalry] be competitive. If anything this says this is going to be competitive." BYU ended a 12-game losing streak to the Utes, winning for the first time against Utah since 1995. The victory improved BYU's record to 20-9 (eventually 22-11), the first time the Cougs recorded a 20-win season since 1995. With 40 percent shooting on the night and 59 percent from the free throw line, it is no surprise it was the Cougars' defense that won the game. BYU held Utah to a dismal 30 percent from the floor. With BYU star Mekeli Wesley struggling and hampered with foul trouble, BYU sophomore Eric Nielsen kept the Cougars in the game. Averaging just 5.8 points and 3.8 rebounds per game going into the semifinal game, Nielsen shocked the Utes with a career-high 17 points and nine rebounds.

Poor Cougar free throw shooting kept the game close but Utah wasn't able to capitalize. Down 57-54, Utah's Hano Mottola had a chance to tie the game with 14.6 seconds left, but his three-point attempt drew nothing but air. The Utes had one more chance to tie the game, but Phil Cullen sent an inbound pass sailing over the heads of his teammates and out of bounds on the opposite baseline. While the Cougars lost to UNLV in the MWC Championship game, BYU secured an NIT bid and advanced to the quarterfinals of the tournament.


## **BYU 69, Utah State 67** **December 16, 2000**

In demonstrating the Cougars' season dominance over Utah teams, BYU defeated Utah State 69-67 in the Marriott Center. The game featured the debut of University of Utah transfer Trent Whiting who had a game-high 22 points to lead his new team in scoring. "I guess if anybody questioned why I started (Whiting) tonight, you probably know now," said BYU coach Steve Cleveland. "He has been the best player in practice for four months. He is a competitor and he adds a nice dimension to this ball club; something we haven't had." After a quick start and an early 12-point BYU lead, Utah State battled back to take a late first-half lead with 36 seconds left before halftime. Whiting proved his worth hitting an NBA-range three-pointer at the buzzer to give the team a 41-40 lead at the break. The Aggies came out strong in the second half, taking a 42-41 lead and maintaining the lead until late in the game. After BYU's Terrell Lyday hit a three-pointer to bring the



**TRENT WHITING, BYU VS. UTAH STATE**

# memorable games



Eric Nielsen had 12 points and eight rebounds as BYU dominated UNLV 91-63 at home to avenge a loss in the 2000 MWC conference tournament finals.

Cougs within two, Whiting picked the pocket of USU's Bernard Rock and heading down the court to finish the fast break with a layup, tying the game 63-63. The two teams exchanged buckets, but it was BYU's Mekeli Wesley who made two free throws with eight seconds left to give the Cougars the two-point victory.




## **BYU 91, UNLV 63, January 15, 2001**

In a nationally televised game on ESPN, BYU came up big against the Rebels winning 91-63 in a late-night thriller. Playing in a Monday night 10 p.m. start, the Cougars were anything but sleepy as four starters scored in double figures. The 28-point margin of victory marked the biggest win over UNLV in BYU history and was sparked by a 26-point performance by Trent Whiting. The game was a measure of success for head coach Steve Cleveland, who inherited a 1-25 team just four years earlier. "It was the best basketball we've played here in four years against a quality team," said Cleveland. "We defended and executed well and I really like the flow in the last seven games. Our defense was the best since we've been here." BYU's defense held UNLV's leading scorer, Kaspars Kambala, to only two points, 16 points below his average. The offense for BYU was blistering, shooting 6-11 behind the three-point line, 56 percent from the field and 85 percent from the charity stripe. The game was never really close, as BYU started the game with a 10-0 run and carried a 19-point lead into the half.

## **BYU 69, Utah 61 January 29, 2001**

BYU's Trent Whiting showed no mercy on his former team, scoring 21 points to lead all players and help the Cougars to a 69-61 win. BYU's defense put the Utah offense to sleep in the 10 p.m. Monday night game, holding the Utes to 39 percent from the floor. "The difference in the ball game was the second half," said BYU coach Steve Cleveland. "We played with much more aggression, especially at the defensive end." BYU's offense supported the defense as the team hit 10 three-pointers on 19 attempts. Whiting's scoring was efficient, hitting 5-for-9 from the field, including 3-for-5 behind the three-point line and a perfect 8-for-8 from the free-throw line. With the win,

BYU reclaimed the series lead at 115-114.



Mekeli Wesley helped the Cougars beat the Utes 69-61. Wesley was a major part of BYU's success from 1997-2001.

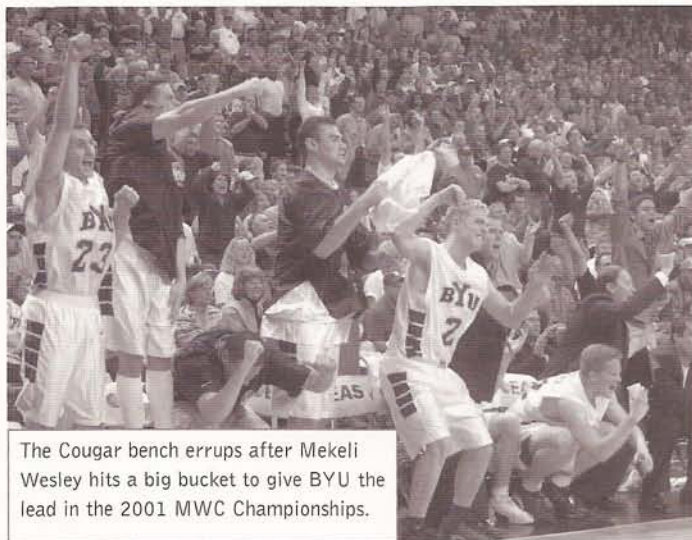
BYU		UTAH	
TM FOULS	8	TM FOULS	10
T.O.L.	2	T.O.L.	10
Team: BRIGHAM YOUNG			
MADE	ATT	%	
FG:	22 / 48	45.8	
3PT:	10 / 19	52.6	
FT:	15 / 23	65.2	
Blocked Shots:	3		
Assists:	13		
Steals:	6		
Turn Overs:	14		

**BYU 77, Wyoming 66**  
**March 9, 2001**


In the semifinal game of the Mountain West Conference Tournament in Las Vegas, the Cougars downed a tenacious Wyoming team 77-66 in the Thomas and Mack Center. Advancing to the MWC championship game wasn't easy despite an early 20-10 lead for BYU. Both teams finished the regular season as conference co-champions along with Utah, and both teams played each other as champions, coming up with big plays from clutch players. While it was a total team effort, MWC Player of the Year Mekeli Wesley and All-MWC guard Terrell Lyday carried the Cougars on their backs, scoring all but four of BYU's 34 second-half points. "Terrell and Mekeli played huge for us tonight," BYU head coach Steve Cleveland said. "We played a great game tonight and we don't win it unless we have the performances we got from those two guys." The senior duo combined for 55 points on Wesley's 23 points and Lyday's MWC tournament record 32 points. Wesley, amazingly, played the final 11 minutes of the game with four fouls, while teammates Eric Nielsen and Nate Knight left the game with five fouls apiece. The Cowboys tried to mount a comeback with Brett McFall's 5-for-9 shooting and 19 points, but BYU's defense held out until the end of the game.

**BYU 69, New Mexico 65**  
**March 10, 2001**

After a late-night thriller against Wyoming and a win over Air Force the day before that, the Cougars faced a tough New Mexico team in the championship game of the Mountain West Conference Tournament. After BYU's Trent Whiting hit two free throws with 4.6 seconds left, the Cougars won the MWC Tournament Championship 69-65. Not only did the Cougars win the





The Cougar bench erupts after Mekeli Wesley hits a big bucket to give BYU the lead in the 2001 MWC Championships.



Terrell Lyday's defense and offense were two reasons for BYU victories against Wyoming and New Mexico in the 2001 MWC Championships. BYU has a 5-1 overall record in the MWC Tournament.

conference tournament, but they also secured a spot in the NCAA Tournament, BYU's first visit since 1995. League MVP Mekeli Wesley was the outstanding player of game as he hit 11-of-12 shots on his way to a 30-point night. "Mekeli is the best player in the league and he showed that today," said New Mexico forward Brian Smith, who was matched up against Wesley most of the night. Wesley was not without a supporting cast, as senior colleagues Terrell Lyday and Trent Whiting came up big. Whiting's 15 points came at crucial times, one of his three buckets from behind the arc fell at the end of the first half, while another helped the Cougars with two minutes left. Lyday's night was spotlighted with defense. Lyday held New Mexico's leading scorer, Marlon Parmer, to only 12 points and 0-for-4 from the field in the first half. Parmer had a chance to win the game for the Lobos late with a three-pointer, but Lyday's defense stopped Parmer from getting a good look and hitting the shot. "I told Terrell that he wasn't going to score 26 points tonight, but his main responsibility would be to defend," BYU coach Steve Cleveland said. "He made a huge defensive stop on Parmer's last shot."

# player honors



## DANNY AINGE 1981 NCAA Player of the Year

Known for his feisty, hard-nosed playing style, Danny Ainge has become one of the most famous athletes to graduate from BYU.

During his four-year career as a Cougar, Ainge was a Consensus All-American, a two-time First Team Academic All-American, the WAC Player of the Year and a four-time All-WAC selection. He set an NCAA record with 112 consecutive games scoring in double digits and broke the BYU and WAC all-time scoring records with 2,467 points.

As a senior in 1981, Ainge led BYU to the 1981 Eastern Regionals. He concluded his senior season by winning the Eastman Award as well as the John Wooden Award — given annually to the top collegiate basketball player in the nation.

Ainge beat out Isiah Thomas (Indiana), Sam Bowie (Kentucky), Mark Aguirre (DePaul), Ralph Sampson (Virginia) and Steve Johnson (Oregon State) to win the Wooden Award. In doing so, he became the fifth winner of the award, joining Marques Johnson, Larry Bird, Phil Ford and Darrell Griffith.

As a two-sport star, Ainge was drafted by both the Toronto Blue Jays for baseball and the Boston Celtics for basketball. After playing four seasons with the Blue Jays, he chose to pursue an NBA career.

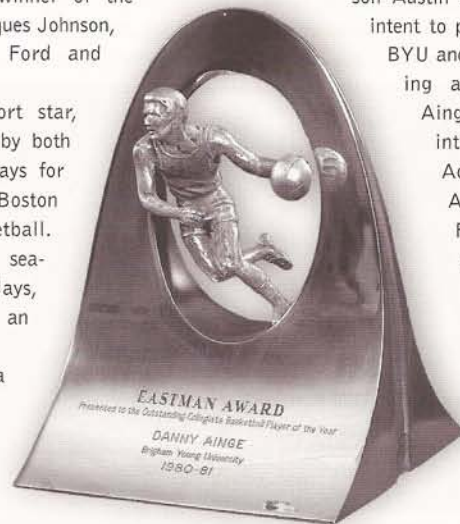
Ainge was a member of the Celtics' 1984 and

1986 Championship teams, and played in six NBA finals with three different teams (Boston, Portland and Phoenix). He also played for the Sacramento Kings. He became only the third player in NBA history to make 1,000 three-point field goals, finishing his 14-year career with 1,002.

Ainge played in 193 NBA playoff games, second all-time to Kareem Abdul-Jabbar who played in 237, and ahead of Magic Johnson, Robert Parrish, John Havlicek and Bill Russell to name a few.

After retiring in 1995, Ainge was an NBA basketball television analyst for Turner Broadcasting for one year. But the Phoenix Suns brought him back to the organization as the head coach in 1996. Realizing he wanted to spend more time with his family, Ainge resigned as head coach in 1999. In his three years as head coach of the Suns, Ainge had a mark of 123-83 (.597) with three NBA Playoff appearances.

Ainge is currently a member of the BYU Varsity Club. Last spring his son Austin signed a letter of intent to play basketball for BYU and is currently serving an LDS mission. Ainge was inducted into the GTE Academic All-America Hall of Fame in May 2000.






# cougar all-americans


## BYU'S ALL-AMERICANS

YEAR	PLAYER	POS.	HT.	RECOGNITION
1949-50	Joe Nelson	F	6-3	Helms (2nd), GlobeTrotters Tour
1950-51	Mel Hutchins	C	6-5	Look Magazine (1st), UPI (3rd), Converse (1st), Helms (1st), Sporting News (1st)
1952-53	Joe Richey	F	6-1	Colliers (2nd), Look Magazine (1st)
1953-54	Dean Larsen	F	6-2	Helms (2nd)
1955-56	Terry Tebbs	G	5-9	UPI Little All-American (1st)
1955-56	Tom Steinke	G	5-10	UPI Little All-America (1st), Helms (2nd)
1964-65	John Fairchild	C	6-8	Helms, Look Magazine
1965-66	Dick Nemelka	G	6-0	Look Magazine (1st), Converse (1st)
1971-73	Kresimir Cosic	C	6-11	UPI, Converse (1st), Helms (1st), Citizen Saving Athletes Foundation
1977-81	Danny Ainge	G	6-5	UPI (1st), AP (1st), Basketball Coaches (1st), Wooden Award, Eastman Award
1982-84	Devin Durrant	F	6-7	Academic All-America (1st), AP (2nd), UPI (3rd)
1986-87	Michael Smith	F	6-9	Academic All-America (1st)
1987-88	Michael Smith	F	6-10	Academic All-America (1st), UPI (2nd), AP (3rd)
1987-88	Jeff Chatman	F	6-6	Honorable Mention All-American (Sport. News)
1988-89	Michael Smith	F	6-10	Academic All-America (1st), Basketball Weekly (3rd), HM All-American (Sport. News)
1989-90	Andy Toolson	F	6-6	Academic All-America (1st)
1990-91	Shawn Bradley	C	7-6	Basketball Times Freshman (1st)
1991-92	Nate Call	G	6-0	AP Honorable Mention All-American
1992-93	Gary Trost	C	6-10	AP Honorable Mention All-American
1993-94	Randy Reid	G	6-2	Academic All-American (3rd)
1994-95	Russell Larson	F	6-11	Academic All-America (1st)
2000-2001	Mekeli Wesley	F	6-9	AP Honorable Mention All-American




mekeli wesley


Mekeli Wesley was one of 11 seniors selected to National Association of Basketball Coaches (NABC) College All-Star Team. Wesley is seen here taking on the Harlem Globetrotters.



michael smith



russell  
larson



shawn bradley

# all-conference performers

## CONFERENCE PLAYER OF THE YEAR



**DANNY  
AINGE**  
1980-81




**DEVIN  
DURRANT**  
1982-83



**TIMO  
SAARELAINEN**  
1984-85



**MICHAEL  
SMITH**  
1987-88



**MEKELI  
WESLEY**  
2000-2001



<b>1962-63</b> Bruce Burton, BYU, Sr. 1st Gary Batchelor, BYU, Sr. 2nd	<b>1973-74</b> Doug Richards, BYU, Sr. 2nd	<b>1975-76</b> Jay Cheesman, BYU, Jr. 1st	<b>1976-77</b> Jay Cheesman, BYU, Sr. 2nd	<b>1977-78</b> Danny Ainge, BYU, Fr. 1st	<b>1978-79</b> Danny Ainge, BYU, So. 1st Scott Runia, BYU, Jr. 2nd Alan Taylor, BYU, Jr. 2nd	<b>1979-80</b> Danny Ainge, BYU, Jr. 1st Alan Taylor, BYU, Sr. 1st	<b>1980-81</b> Danny Ainge, BYU, Sr. 1st Fred Roberts, BYU, Jr. 1st	<b>1981-82</b> Fred Roberts, BYU, Sr. 1st Steve Trumbo, BYU, Sr. 1st	<b>1982-83</b> Devin Durrant, BYU, Jr. 1st Brett Applegate, BYU, Jr. 2nd	<b>1983-84</b> Devin Durrant, BYU, Sr. 1st Brett Applegate, BYU, Sr. 1st	<b>1984-85</b> Timo Saarelainen, BYU, Sr. 1st	<b>1985-86</b>	<b>1986-87</b> Jeff Chatman, BYU, So. 2nd Bob Capener, BYU, Jr. 2nd	<b>1986-87</b> Michael Smith, BYU, So. 1st	<b>1987-88</b> Michael Smith, BYU, Jr. 1st Jeff Chatman, BYU, Sr. 1st	<b>1988-89</b> Michael Smith, BYU, Sr. 1st	<b>1989-90</b> Marty Haws, BYU, Sr. 1st Andy Toolson, BYU, Sr. 2nd	<b>1990-91</b> Steve Schreiner, BYU, Sr. 1st Shawn Bradley, BYU, Fr. 2nd	<b>1991-92</b> Gary Trost, BYU, Jr. 1st Nathan Call, BYU, Sr. 2nd	<b>1992-93</b> Gary Trost, BYU, Sr. 1st	<b>1993-94</b> Russell Larson, BYU, Jr. 1st	<b>1994-95</b> Russell Larson, BYU, Sr. 1st Kenneth Roberts, BYU, Jr. 1st	<b>1995-96</b> Kenneth Roberts, BYU, Sr. 1st	<b>1997-98</b> Mountain Division Ron Selleaze, BYU, Jr. 2nd	<b>1998-99</b> Pacific Division	<b>1999-00</b> Mark Bigelow, BYU, Fr. 2nd	<b>1999-00</b> Mekeli Wesley, BYU, Jr. 2nd	<b>2000-2001</b> Mekeli Wesley, BYU, Sr. 1st Terrell Lyday, BYU, Sr. 1st Trent Whiting, BYU, Sr. 2nd
--	---	--	--	---	---	--	---	--	--	--	--	----------------	---	---	---	---	--	--	---	--	--	---	---	---	------------------------------------	--	---	---

### CONFERENCE AWARDS

<b>All-Defensive Team</b>	
1994-95	Robbie Reid, So.
1995-96	Randy Reid, Sr.
<b>All-Newcomer Team</b>	
1995-96	Bryon Ruffner, Jr.
1997-98	Ron Selleaze, Jr.
1997-98	Mekeli Wesley, Fr.
1998-99	Mark Bigelow, Fr.
1999-00	Terrell Lyday, Jr.#
2000-01	Trent Whiting
<b>Coach of the Year</b>	
1989-90	Roger Reid
1991-92	Roger Reid
<b>Freshman of the Year</b>	
1990-91	Shawn Bradley
1991-92	Russell Larson
1998-99	Mark Bigelow
<b>MWC All-Tournament Team</b>	
1999-00	Terrell Lyday
2000-01	Terrell Lyday
2000-01	Mekeli Wesley
#MWC Newcomer of the Year	

# conference championships

## 1964-65

The 1964-65 team won the first WAC championship for BYU and first conference title since 1957. The team finished the season with a 21-7 mark and were ranked sixth nationally in the final wire service poll of the season. BYU finished second to Miami (Fla.) in scoring offense. John Fairchild was named WAC Player of the Year and led the team with 21.5 points a game.

## 1966-67

The Cougars surprised many by winning a share of the WAC title and finishing 14-10. There were no real standouts on the team as eight players won game high honors during the season. BYU remained undefeated for the second straight year at home.

## 1968-69

BYU finished the season at 17-12 and had been picked in the preseason polls to finish third or lower. They won a first round berth in the NCAA tournament but lost to New Mexico State. Remarkably, six players ended the season with scoring averages in double figures.

## 1970-71

The 1970-71 team was picked to finish sixth in the WAC preseason polls. The Cougars finished 18-11 to grab the WAC title. They lost to the eventual NCAA champion UCLA in the NCAA Regionals. The team was led by Bernie Fryar, who averaged 19.2 points and Steve Kelly who scored 17.9 points per game.

## 1971-72

The 1971-72 season was Coach Stan Watts final year and one of the most exciting in Cougar history. The team finished with a 21-5 record and made it to the NCAA tournament. The year was the first that games were played in the Marriott Center. Kresimir Cosic was the teams leading scorer, averaging 22.3 points per game.

## 1978-79

One of the most exiting aspects of the 1978-79 season was the expectations that Cougar success would carry over into the next year. The Cougars were 20-8 and were led by Danny Ainge with 18.4 points per game. Ainge moved into the top 10 in BYU scoring history after just two seasons. The Cougars made it to the first round of the NCAA playoffs.

## 1979-80

A record of 24-5 was the best yet for a BYU team. The Cougars had been ranked as high as sixth by sports writers. All the starters from the previous year returned to help defend the WAC title. Danny Ainge once again led the team with 19.1 points per game, and moved into first place on the BYU all-time scoring list. The team had four future NBA players; Ainge, Devin Durrant, Fred Roberts, and Greg Kite.

## 1982-83

Although the 1982-83 team finished in a three way tie for the WAC championship, it was the first time in the previous five years that the Cougars did not advance to post season play. The team's record was 15-14. Devin Durrant led BYU in scoring with 22.8 points per game. Greg Kite led the team in rebounding with 8.8 per game.

## 1987-88

In the 70-year history of BYU basketball, only the 1950-51 team had more victories than the 1987-88 team, and no team had a better winning percentage. The Cougars finished 26-6 in season play winning 17 games in a row to start the year, a BYU basketball record. The team was led by All-American Michael Smith who averaged 21.2 points and 7.8 rebounds per game.

## 1989-90

The Cougars went 21-9 and exceeded all expectations by winning the WAC title. The team was projected to finish sixth. They went on to lose a heart-breaker in the NCAA East Regional to Clemson 49-47. It was Roger Reid's first year as head coach. Marty Haws led the team in scoring with 18.5 points and 4.1 assists per game. Andy Toolson averaged 18.3 points per game.

## 1990-91

With a 21-13 record, BYU finished in second place during the regular season in the WAC but went on to win the WAC Tournament and then advanced to the second round of the NCAA tournament. Freshman Shawn Bradley led the nation in blocked shots with 177 and averaged 14.8 points a game. Steve Schreiner scored 14.2 points per game.

## 1991-92

Few thought at the beginning of the season that BYU would finish the season 25-7 and win the WAC. The Cougars went on to defeat UTEP in dramatic fashion at the WAC Tournament thanks to a 54-foot buzzer-beater by Kevin Nixon. The Cougars ran into Shaq and LSU in the first round of the NCAA Tournament to end the season. Gary Trost led the team in scoring with 14.2 points per game.

## 1992-93

The Cougars posted a 25-9 record, including 15-1 in the WAC, which tied the conference record for most wins. Nick Sanderson set a school record in three-point attempts for a season with 209. Russell Larson set a new school record in field goal percentage at .631. Gary Trost led the team in scoring for the second straight year with 15.2 points per game. BYU lost to Kansas in the second round of the NCAA Tournament.

## 2000-2001

BYU finished 24-9 while earning its first conference tournament title since 1992, its first regular season championship since 1993 and its first NCAA bid since 1995. The Cougars went 10-4 in Mountain West Conference play to earn a three-way share of the title with Utah and Wyoming. BYU won the MWC Tournament and earned the automatic bid to the NCAA Tournament with wins over Air Force, Wyoming and New Mexico at the Thomas & Mack Center in Las Vegas. BYU, the 12th seed, lost its first round NCAA game at Cox Arena in San Diego to No. 5-seed Cincinnati. Mekeli Wesley was the MWC Player of the Year and guards Terrell Lyday and Trent Whiting were named to the MWC First and Second Team, respectively. As a team, BYU led the nation in free throw shooting (.780) and had the nation's best single-game field goal percentage, making 70.8 percent vs. Elon College.

### ALL-TIME BYU CONFERENCE CHAMPIONS

1919 - Rocky Mountain	1951 - Skyline	1988 - WAC
1922 - Rocky Mountain	1957 - Skyline	1990 - WAC
1924 - Rocky Mountain	1965 - WAC	1992 - WAC
1925 - Rocky Mountain	1967 - WAC	1993 - WAC
1932 - Rocky Mountain	1969 - WAC	2000 - MWC
1933 - Rocky Mountain	1971 - WAC	
1934 - Rocky Mountain	1972 - WAC	Overall: 25 Titles
1943 - Skyline	1979 - WAC	
1948 - Skyline	1980 - WAC	
1950 - Skyline	1983 - WAC	

# basketball hall of fame



## STAN WATTS Basketball Hall of Fame Inductee

When considering the most influential individuals in BYU basketball history, Stan Watts has to be placed at the top of the list.

During his 23 years at the helm of the Cougar basketball program, Watts led his teams to two NIT National Championships (1951, 1966) and oversaw the construction of the George Albert Smith Fieldhouse and Marriott Center.

His nationally recognized accomplishments led to his induction into the Basketball Hall of Fame in Springfield, Mass., on March 6, 1986, making him the first Cougar to receive the prestigious honor.

Watts finished his career after the 1971-72 season with an overall record of 372-254 (.594).

He was a member of the NCAA's Rules Committee, served as president of the National Association of Basketball Coaches and chaired the U.S. Olympic Basketball Committee in 1976. Watts also served four years as BYU's athletic director and spent time on the Cougar football and baseball coaching staffs.

Even more impressive than his remarkable accomplishments as a coach is his impeccable character as a human being. He is respected by coaches, fans and players alike for his conduct both on and off the court.

"His won-loss record speaks very well for the kind of coach he was," said former player Harold Christensen, who played for Watts on the 1951 championship team. "His reputation among his fellow coaches suggests how much they respected him. He still has that and is still honored in the community in which he coached."



Always a fighter, Watts overcame a rare form of cancer in 1971—only the fourth-known case of this type of cancer in medical history. Despite the fact that the other three individuals died, Watts refused to give up. After 14-hours of surgery and a two-month stay in the hospital, Watts returned to coach his team to a WAC Championship the following year.

Known for his fast-break style of offense, Watts remains an avid Cougar fan. He once said, "It has always been our contention that the average basketball fan likes to see fast-scoring, speedy, exciting basketball."

By looking around the Marriott Center during a Cougar game, there are hints that Watts has been there. The glass-encased exhibit in the halls outside the arena pays tribute to one of the greatest coaches and individuals ever to grace the sidelines of a BYU athletic contest — as do the two NIT Championship banners and the WAC title banners from 1965, 1967, 1969, 1971 and 1972.

"The greatest tribute I can pay to Stan Watts," said retired Senior Associate Athletic Director Pete Witbeck, who was BYU's NCAA compliance officer and former assistant to Watts for many years, "is he's truly a man of God. He's always been a gentleman and great man. You don't see that very often."

Watts passed away April 6, 2000 at the age of 88.



STAN WATTS  
NIT CHAMPIONSHIPS, 1951, 1966



## KRESIMIR COSIC

### Basketball Hall of Fame Inductee



When it comes to describing Kresimir Cosic, where do you start?

Few players in BYU history have been able to capture the hearts of Cougar fans like Kresimir Cosic did from 1970-73. The 6-11 center from Zadar, Yugoslavia, entertained fans during his stellar career with his enthusiastic, guard-like play.

Whether it was leading the fastbreak, dribbling between his legs or shooting a sky-hook, Cosic's enthusiasm and on-court antics endeared him to almost everyone who saw him play.

During his career at BYU, Cosic used his versatile inside-outside game to lead the Cougars in scoring (23.3) and rebounding (13.0) as a junior and again as a senior (20.2 points per game). His unselfish attitude helped him to lead his team in assists.

He ranks second on BYU's all-time rebounding list with 919, an average of 11.6 per game. He was a three-time First Team All-WAC selection and an All-American his junior year. Behind the play of Cosic, the Cougars won two WAC titles and reached the NCAA Regional tournament in 1971 and 1972.

Cosic was a three-time first team


All-WAC selection and earned All-American accolades following his junior season.

Upon graduation, Cosic became very much involved with basketball throughout Europe. He played on four Olympic teams with his native land of Yugoslavia, winning a gold medal in 1980 and two silver medals in 1968 and 1976. He ended his career as the all-time Croatian scoring leader, and went on to coach the Yugoslavian national team for many years.

His national and international accomplishments led to his induction into the Basketball Hall of Fame in Springfield, Mass., on May 6, 1996, making Cosic the second Cougar to receive the prestigious honor. He is also a member of the Utah Basketball Hall of Fame, inducted in 2001.

In September of 1992, Cosic was appointed as deputy ambassador for Croatia to the United States. He and his family lived in Washington D.C where he performed his diplomatic duties in the same excellent manner in which he played basketball.

On May 25, 1995, Cosic lost his battle against the toughest opponent of his career- cancer. During his 46 years on earth, Cosic became one of the most influential and well-known of all European basketball players. He left behind the legacy and credit of being the individual that first introduced the American game of basketball to Europe.



# cougars in the pros

## BYU NBA DRAFT CHOICES





Year	Player	Team	Round
1948	Brady Walker	Providence Steamrollers	
1948	Joe Nelson	Philadelphia Warriors	
1949	Bill Weight	Boston Celtics	
1950	Joe Nelson	Rochester Royals	
1951	Mel Hutchins	Tri-Cities Blackhawks	1st
1951	Roland Minson	New York Knicks	
1952	Jerry Romney	Rochester Royals	
1953	Harold Christensen	Minneapolis Lakers	
1953	Joe Richey	Minneapolis Lakers	
1954	Phil Larson	Fort Wayne Pistons	
1956	Hershel Pederson	St. Louis Hawks	
1959	John Nicoll	New York Knicks	13th
1965	John Fairchild	Los Angeles Lakers	2nd
1966	Dick Nemelka	St. Louis Hawks	5th
1966	Jeff Congdon	Detroit Pistons	4th
1967	Craig Raymond	Philadelphia 76ers	1st
1968	Jim Eakins	San Francisco Warriors	5th
1969	Kari Liimbo	Los Angeles Lakers	7th
1970	Doug Howard	Chicago Bulls	11th
1970	Paul Ruffner	Chicago Bulls	2nd
1971	Steve Kelly	Detroit Pistons	7th
1972	Bernie Fryer	Phoenix Suns	7th
1972	Kresimir Cosic	Portland Trailblazers	10th
1973	Kresimir Cosic	Los Angeles Lakers	5th
1973	Kalevi Sarkalahti	Phoenix Suns	13th
1973	Phil Tollestrop	Buffalo Braves	20th
1974	Doug Richards	Portland Trailblazers	7th
1977	Jay Chessman	Chicago Bulls	6th
1977	Vern Thompson	Atlanta Hawks	8th
1980	Alan Taylor	Utah Jazz	4th
1981	Danny Ainge	Boston Celtics	2nd
1981	Steve Craig	Philadelphia 76ers	5th
1982	Fred Roberts	Milwaukee Bucks	2nd
1982	Steve Trumbo	Utah Jazz	3rd
1983	Greg Kite	Boston Celtics	1st
1984	Brett Applegate	Portland Trailblazers	4th
1984	Devin Durrant	Indiana Pacers	2nd
1985	Timo Saarelainen	Los Angeles Lakers	5th
1987	Tom Gneiting	Seattle SuperSonics	6th
1989	Michael Smith	Boston Celtics	1st
1993	Shawn Bradley	Philadelphia 76ers	1st

During Danny Ainge's 14-year NBA playing career he was a member of some of the most successful and dominant teams in league history. During six seasons his teams won 60 games or more. Below is a breakdown of the success Ainge experienced as an NBA player:



**2 Championship Teams:** Boston 1984 and 1985

**6 NBA Finals Appearances:** Boston 1984-87; Portland 1992; Phoenix 1993

**9 Conference Finals Appearances:** Boston 1982, 1984-1988; Portland 1991-92; Phoenix 1993.



Shawn Bradley and Steve Cleveland enjoy a moment at the 2001 BYU Men's Basketball Golf Tournament.



### COUGAR TOP NBA STATS

No	Player	Points
1.	Danny Ainge	11,964
2.	Jim Eakins	8,255
3.	Fred Roberts	5,962
4.	Shawn Bradley	5,592
5.	Mel Hutchins	4,851
6.	Jeff Congdon	1,995
7.	Greg Kite	1,717
8.	Craig Raymond	1,658
9.	Brady Walker	1,603
10.	John Fairchild	1,085

No	Player	Rebounds
1.	Jim Eakins	5,578
2.	Shawn Bradley	4,262
3.	Mel Hutchins	4,186
4.	Danny Ainge	2,768
5.	Greg Kite	2,603
6.	Fred Roberts	2,308
7.	Craig Raymond	1,510
8.	Jeff Congdon	601
9.	Brady Walker	*549
10.	John Fairchild	523

\*Partial career rebound stats

This year Shawn Bradley enters his ninth season in the NBA. In 2000-2001 he led the NBA with 228 block shots. He was the first NBA Player to record back-to-back double figure blocks on two separate occasions.

# all-time lettermen

## AAA

Ron Abegglen	1958-60
Jarkko Ahlbom	1996-98
Danny Ainge	1978-81
Doug Ainge	1974
Von Alleman	1982-83
Glen Allen	1938-40
John Allen	1999-00
Markland Allred	1935, 38
John Alstrom	1962-63
Brian Ambrozich	1972-73
Belmont Anderson	1972-74
Blaine Anderson	1954-56
David Anderson	1996-97
Greg Anderson	1977-78
Harry Anderson	1955-57
Jack Anderson	1956-57
Kenneth Anderson	1924
Steve Anderson	1978-80
Lou Andrus	1963
Steve Andrus	1989-90
Brett Applegate	1983-84
Jordan Archibald	2000-2001
Lance Archibald	1995-1999
Stan Ashby	1962
Alan Astle	1987-89
David Astle	1990-93

## BBB

Bryce Bailey	1945-46
Dave Bailey	1971-72
Maynard Bailey	1945
Clyde Baker	1970-71
Wilburn Ball	1933
Greg Ballif	1978, 80-82
Mark Ballif	1929-30
Dave Barber	1960
Bruce Barron	1968-69
Gary Batchelor	1961-63
Ivan Beam	1947-50
Doug Beck	1957
Chad Beckstead	1937-38
Ron Bell	1960
John Benson	1955-57
Jim Benton	1935
Grant Berges	1995-97
Mike Berning	1975
Frank Berrett	1959-60
Sherrell Berrett	1959
Roland Bevell	1960-61
Lowell Biddulph	1925
Mark Bigelow	1998-99
Nick Bird	1923
Gus Black	1935-37
Bill Blumenthal	1962-64


Daniel Bobik	2001-present
Ralph Bonham	1953
Malcolm Booth	1938
Danny Bower	1998-99
Shawn Bradley	1991
Paul Briggs	1989-90
Lloyd Brink	1939-41
Eldon Brinley	1928-31
Walter Brooks	1935-36
Tyrone Brown	1996-97
Vince Bryan	1988-89
Jay Bunker	1971-73
Van Burgess	1953-55
Bruce Burton	1961-63

## CCC

Nathan Call	1987-88, 91-92
Elbert Campbell	1935
Jeff Campbell	1991, 95-97
Hugh Cannon	1934-36
Bobby Capener	1982-83, 86-87
Jeff Chatman	1985-88
Jay Cheesman	1974-77
Larry Cheesman	1977-78
Junior Child	1943, 46-47
Jacob Chrisman	2001-present
Bryce Christensen	1940-41
Craig Christensen	1976, 79, 81-82
Harold Christensen	1951-53
Jack Christensen	1937-39
Kurt Christensen	1992-94
Todd Christensen	1995-96, 98-00
Lee Christiansen	1930
Fred Clark	1918-19
Randy Clark	1947-49
Grig Clawson	1973-75
Mark Clausen	1988
Robert Cochran	1985-86
Reed Collins	1926-28
Stan Collins	1953
Jeff Congdon	1964-66
George Cooper	1928-31
Nathan Cooper	1996, 98-01
Kresimir Cosic	1971-73
Wayne Cottle	1950
Bob Craig	1949-51
Steve Craig	1979-81
Jack Cravens	1957-58
Bill Crow	1962
Todd Crow	1990
Larry Crowley	1960
Dave Crowton	1936
Ralph Crowton	1935-36, 39
Sherm Crump	1953-54
Ryan Cuff	1993

## DDD

Dick Dabbling	1946
Jerry Dahlman	1963
Kirk Davidson	1990
Bob Davis	1968-70
Derek Dawes	2001




jay cheesman

Larry DeLaitre	1970
Dee Denzer	1964
Bob Detmers	1937
Willard Devitt	1938
Brian Dignan	1998-99
Buck Dixon	1923-26
Sanky Dixon	1926-29
Chris Dowling	1969
Paul Drecksel	1983-84
Jon Dresser	1967-69
Jerry Dunn	18, 20-21
Loren Dunn	1953
Devin Durrant	1979-80, 83-84
Kent Durrant	1949
Mark Durrant	1990, 93-95

## EEE

Jim Eakins	1966-68
Gary Earnest	1959-61
Dave Eastis	1959-61
Valoy Eaton	1958-60
Clarence Edwards	1918-20
Bud Eggertsen	1940
Joe Ellsworth	1999-00
Duane Esplin	1941-42, 47
Fay Evans	1932-33
Ferd Evans	1932-33
Talmadge Eyre	1998



mark bigelow



nate call



**FFF**

John Fairchild	1964-65
Mel Fawcett	1932
Bryan Fink	1985-86
John Fish	1989, 92-94
Orville Fisher	1966-68
Chad Fister	1995-96
Alan Frampton	1990
Danny Frazier	1978
Bernie Fryer	1971-72
DeRay Fullmer	1947-49
Frank Fullmer	1940-42
Gary Furniss	1981-83

**GGG**

Dean Gardner	1940-42
Mike Gardner	1963-65
Morris Gardner	1947
Floyd Garn	1931-32
Todd Gentry	1990
Earl Giles	1934-37
Floyd Giles	1941-43, 46
Lynn Gleave	1958
Elwood Gledhill	1923
Tom Gneiting	1985-87
George Gourley	1933
Lee Gourley	1935
Clark Greenhalgh	1945-46, 49
Tom Griggs	1924
Dick Grimmett	1934
Earl Groesbeck	1925
Holden Gunnett	1935, 39
John Gustin	1957-58

**HHH**

Ed Hale	1947
Lynn Halvorsen	1929
Lee Hamblin	1943
Brian Hamilton	1998
Chris Handy	1998
Mark Handy	1974-77
Travis Hansen	2001-present
Don Hanson	1943
Chauncey Harmon	1925
Irel Hart	1927
Jacob Hawkins	1998-99
Marty Haws	1987-90
Leon Heaps	1952
Don Helm	1958
Mike Herring	1988-89
Mark Heslop	1989-92
Bruce Hill	1959-60
Gary Hill	1965-67
Russ Hillman	1949-51
Willard Hirschi	1954-56
Bryan Hofheins	1994-96
Jim House	1968
Bob Howard	1923-26
Dan Howard	2001-present
Doug Howard	1968-70
Greg Humphreys	1986-87
Dale Hunt	1941
Jim Hunter	1931-34
Mel Hutchins	1948-51

**III**

Rags Ingersoll	1924-25, 28-29
----------------	----------------



mark durrant

Bob Inglis	1960
Ivan Iverson	1937

**JJJ**

Elwood Jackson	1922
Gee Jackson	1942
Boyd Jarman	1951-53
Ken James	1965-67
Hal Jensen	1957
Jay Jensen	1947
John Jensen	1945
Lawrell Jensen	1930
Bart Jepsen	1998
Bret Jepsen	1995, 98-99
Jim Jimas	1965-67
Joe Johnson	1932-35
Lloyd Johnson	1961-62
Lou Johnson	1930-32
Dick Jones	1949-51
Robert Jones	1991-92
Russ Jones	1957
Troy Jones	1974-76
Craig Jorgensen	1971-73



gifford nielsen

**KK**

Keegan Kane	1991
Tom Karren	1952-54
Ralph Keeler	1919, 22-23
Steve Kelly	1969-71
Jim Kelson	1961-63
Andy Kimball	1945
Paul Kitchen	1956
Greg Kite	1980-83
Nate Knight	2001

Shane Knight	1992-95
Steve Kramer	1964-66
LaVar Kump	1936-38
Ron Kump	1954-56
Gene Kunz	1961-62

**LLL**

Timo Lampen	1961
Dean Larsen	1952-54
Russell Larson	1992-95
Vance Law	1975-77
Veryl Law	1974-77
Drew Leonard	1937
Malcolm LeSueur	1932-33
Dave Lewis	1954-56
John Lewis	1963
Kari Liimo	1967-69
Shawn Lindquist	1993-94
Chick Little	1946
John Lloyd	1990
Wesley Lloyd	1924-26
Matt Lohner	1995-96
Paul Loveday	1965-66
Terrell Lyday	1999-01
Chris Lynch	1988
Walter Lyons	1935
Marty Lythgoe	1967-69

**MMM**

Mac Madsen	1958-59
McRay Magleby	1930-31
Russell Magleby	1928-31
Jack Mannion	1961
Nick Mateljan	1952-54
Anthony Matthews	1985
LeRoy Maughan	1969
Mike Maxwell	1980-82
Mike May	1977-78
Dave McGuire	1978-81
Emerson McOmber	1933
Jim McIntyre	1960
Steve Merta	1962
Bert Meyers	1959
Mark Michaelis	1998-99
Gary Miles	1957-59
Paul Millar	1963-64
Jared Miller	1991-93
Jim Miller	1969-71
Mark Miller	1960, 63
Floyd Millet	1933
Duard Millett	1943
Wayne Millett	1935
Roland Minson	1949-51
John Moala	1996-97
Matt Montague	1997, 99-pres.
Scott Moon	1990-91
Tim Mould	1976
Bert Myers	1959


**NNN**

Nick Nakic	1977
Ross Neilson	1923
Byron Nelson	1931-34
Joe Nelson	1947-50
Dick Nemelka	1964-66
John Nicoll	1958-59
David Nielsen	1999-00
Eric Nielson	1997, 99-pres.

Gifford Nielsen	1974-75
Kevin Nielsen	1978-82-84
Stan Nielsen	1940-41
Chris Nikchevich	1983-85
Kevin Nixon	1992-93
Reed Noble	1976

**OOO**

Ralph Olsen	1951
Roy Olsen	1945
Bob Orr	1941-43
Misho Ostarcevic	1976-77
Clarence Osterhues	1949
Don Overly	1940-41

**PPP**

nate knight

Paul Packard	1922-25
Albert Page	1919-20
Bill Pardoe	1938
Averian Parrish	1985-86
Lynn Parsons	1967-69
Truman Partridge	1922-23
Herschel Pederson	1954-56
Marty Perry	1983-85
Jared Peterson	1998
Morris Peterson	1953-55
Rolfe Peterson	1943, 46
Russ Peterson	1957-59
Ed Pinegar	1954-56
Alan Pollard	1985-86
Carl Pollard	1984
Wendell Poulson	1927
Thomas Pyne	1920



russell larsen

# all-time lettermen

## OOO

Bob Quinney 1963-65

## RRR

Gary Radunich 1970  
 Lloyd Rasmussen 1955  
 Mahlon Rasmussen 1943  
 Craig Raymond 1965-67  
 Mark Reeve 1927-30  
 Fenton Reeves 1920  
 Randy Reid 1993-96  
 Robbie Reid 1994-95  
 George Rekoutis 1964  
 Dale Rex 1941-43  
 Keith Rice 1978-79  
 Bob Ricks 1957  
 Doug Richards 1972-74  
 Frosty Richards 1924-27  
 Harry Richards 1918-21  
 Joe Richey 1951-53  
 Grant Richins 1943  
 Vir Richins 1938-39  
 Silester Rivers 1998-00  
 Charles Roberts 1937-38  
 Fred Roberts 1979-82  
 Glen Roberts 1977-79  
 Kenneth Roberts 1991, 94-96  
 Marc Roberts 1999-00

Neil Roberts 1965-67  
 Burl Robison 1930-33  
 Elwood Romney 1930-33  
 Golden Romney 1923-26  
 Jerry Romney 1950-52  
 Lynn Rowe 1955-57  
 Owen Rowe 1927-29  
 Bill Ruffner 1964-66  
 Bryon Ruffner 1995-96  
 Paul Ruffner 1969-70  
 Scott Runia 1977-80

## SSS

Timo Saarelainen 1982, 84-85  
 Nick Sanderson 1992-93  
 Kevin Santiago 1989-90  
 Mark Santiago 1991-92  
 Moni Sarkalahti 1971-73  
 LaVon Satterfield 1950  
 Randy Schouten 1966-68  
 Steve Schreiner 1989-91  
 Ron Selleaze 1998  
 Ernest Shumway 1918  
 Rickey Shumway 1959  
 Don Simmons 1927  
 Glen Simmons 1918, 22  
 Scott Sinek 1982-85  
 Bob Skousen 1959, 62-63



nick sanderson

Clarence Skousen 1927-29  
 Michael Smith 1984, 87-89  
 Don Snow 1940  
 Greg Snow 1973-75  
 Bill Snow 1921, 27  
 Scott Sonnenberg 1996-97  
 Meade Squire 1946  
 Jim Spencer 1959  
 Jon Stanley 1964-65  
 George Staples 1930  
 Ron Steinke 1961-63  
 Tom Steinke 1955-57  
 Neil Stephens 1953  
 Brent Stephenson 1986-87  
 Reed Stewart 1923-25  
 Chris Stock 1995-96  
 Earl Sumsion 1918  
 Russell Swenson 1921-22, 26

## TTT

Nick Taggart 1996-97, 99-00  
 Alan Taylor 1977-80  
 Brian Taylor 1983-84, 87-88  
 Snide Taylor 1924  
 John Taylor 1953  
 Terry Tebbs 1954-56  
 Roy Thacker 1957-59  
 Ted Thiel 1948  
 Cy Thompson 1943  
 Jermaine Thompson 1994-96  
 Paul Thompson 1945  
 Verne Thompson 1976-77  
 Paul Thorn 1929  
 Dick Thorne 1952  
 Phil Tollestrup 1970-72  
 Michael Tompson 1996-97  
 Byron Toone 1950  
 Andy Toolson 1985, 88-90  
 Bill Treu 1958  
 Gary Trost 1988, 91-93  
 Steve Trumbo 1979-82  
 Marlow Turpin 1935-37

## UUU

Jim Usevitch '83-84, 87-88

## VVV


Veikko Vainio 1969-71  
 Don Volpi 1958  
 Michael Vranes 1998-00

## WWW


Brent Wade 1986-87  
 Brady Walker 1942-43, 46-47  
 Bud Walker 1929  
 Scott Warner 1968-70  
 Stan Watts 1937-38  
 Richie Webb 1983-86  
 Justin Weidauer 1992, 95-98  
 Joe Weight 1946-49  
 Ken Weight 1920-22  
 Fred Weimer 1939-41  
 Neil Welling 1943-45  
 Mekeli Wesley 1998-01  
 Vern Whatcott 1949  
 Jack Whipple 1948-50  
 Trent Whiting 2001  
 Jay Whitman 1932-35  
 Craig Wilcox 1994-95  
 Mel Wilkes 1957-58  
 Chris Williams 1974-76  
 Frank Willis 1919  
 Bob Wilson 1961-62  
 Joe Winters 1943  
 David Wolfe 1988-89  
 Frank Wright 1935-36  
 Leslie Wright 1927-29  
 Paul Wyatt 1962-64

## YYY

Robbie Yates 1997-98  
 Ike Young 1923



andy toolson



silester rivers

BYU HOOP RECORDS



# individual records

## POINTS IN A SINGLE GAME

Pts.	Player	Date	Opponent
47	Bob Skousen	Dec. 1, 1961	UCLA
44	Dave Eastis	Feb. 5, 1960	New Mexico
41	Timo Saarelainen	Feb. 7, 1985	New Mexico
40	Marty Haws	Nov. 24, 1989	Siena
40	John Fairchild	Feb. 26, 1965	Arizona
40	Dick Nemelka	Dec. 29, 1965	St. Bonaventure
40	Danny Ainge	Dec. 23, 1978	Oral Roberts
39	Michael Smith	Dec. 29, 1987	La Salle
39	Michael Smith	Dec. 19, 1987	Utah State
39	Dick Nemelka	Dec. 4, 1964	Oregon
39	Dick Nemelka	Dec. 4, 1965	Houston
39	Danny Ainge	Dec. 27, 1980	Utah State
38	Devin Durrant	Jan. 20, 1984	Hawaii
38	Dick Nemelka	Dec. 30, 1965	Cornell
37	Steve Schreiner	Feb. 9, 1991	Hawaii
37	Marty Haws	Jan. 4, 1990	Hawaii
37	Danny Ainge	Jan. 8, 1981	San Diego St.
37	Paul Ruffner	Dec. 29, 1969	Georgia
37	Joe Nelson	Jan. 1948	Denver
37	Danny Ainge	Mar. 14, 1981	UCLA
36	Russell Larson	Dec. 10, 1993	Nicholls State
36	Devin Durrant	Feb. 8, 1984	Texas-El Paso
36	Devin Durrant	Jan. 26, 1984	Wyoming
36	Devin Durrant	Dec. 28, 1983	UCLA
36	Paul Ruffner	Dec. 13, 1969	San Jose State
36	Doug Richards	Dec. 13, 1973	Idaho State
36	Danny Ainge	Dec. 3, 1977	Idaho State
36	Kresimir Cosic	Jan. 25, 1973	Arizona
35	Terrell Lyday	Jan. 8, 2000	Utah State
35	Russell Larson	Jan. 27, 1994	Wyoming
35	Michael Smith	Jan. 12, 1989	San Diego State
35	Devin Durrant	Jan. 7, 1984	Weber State
35	Devin Durrant	Dec. 10, 1983	St. Mary's
35	Devin Durrant	Nov. 30, 1983	Hofstra
35	Danny Ainge	Mar. 7, 1981	Utah
35	Kresimir Cosic	Dec. 22, 1971	Utah State
35	Paul Ruffner	Jan. 3, 1970	Utah
35	Dick Nemelka	Dec. 3, 1965	Illinois
35	Dick Nemelka	Dec. 6, 1963	UCLA
35	Bob Quinney	Dec. 23, 1963	Michigan State
35	Timo Saarelainen	Nov. 30, 1984	La Salle
34	Mekeil Wesley	Jan. 20, 2000	Wyoming
34	Kenneth Roberts	Mar. 4, 1995	Utah
34	Russell Larson	Feb. 25, 1995	Air Force
34	Michael Smith	Feb. 5, 1987	New Mexico
34	Michael Smith	Jan. 10, 1987	New Mexico
34	Michael Smith	Dec. 23, 1986	Pittsburgh
34	Devin Durrant	Jan. 14, 1984	Utah
34	Dick Nemelka	Feb. 6, 1966	Utah
34	John Nicoll	Feb. 7, 1958	New Mexico
34	Jay Cheesman	Feb. 27, 1977	New Mexico
34	Kari Liimo	Feb. 1, 1969	St. Francis
34	John Fairchild	Feb. 28, 1964	Arizona State
34	John Fairchild	Jan. 11, 1964	Wyoming
33	Devin Durrant	4 Times	
33	Michael Smith	3 Times	
33	Mark Bigelow, Andy Toolson, Timo Saarelainen, Fred Roberts, Danny Ainge, Jay Cheesman, Kresimir Cosic, Paul Ruffner, Jeff Congdon, Dick Nemelka, Steve Kramer, John Fairchild		

## REBOUNDS IN A SINGLE GAME

Rbd.	Player	Date	Opponent
27	Scott Warner	Dec. 18, 1969	Texas Tech
26	John Benson	Dec. 1, 1956	Washington
25	John Fairchild	Dec. 23, 1965	Oklahoma City
25	Bruce Burton	Feb. 2, 1962	Denver
24	Mel Hutchins	Mar. 3, 1951	Utah
23	Alan Taylor	Mar. 1, 1980	San Diego State
23	Mark Handy	Mar. 7, 1975	Wyoming
23	Kresimir Cosic	Mar. 18, 1971	UCLA
23	Steve Trumbo	Jan. 21, 1982	Air Force
22	Brian Ambrozich	Dec. 9, 1972	Wisconsin
22	Kresimir Cosic	Feb. 27, 1971	Arizona
21	Craig Raymond	Feb. 5, 1966	Utah
21	John Fairchild	Mar. 13, 1965	Utah State
20	Alan Taylor	Jan. 20, 1979	Utah
20	Kresimir Cosic	Jan. 30, 1971	Arizona
20	John Fairchild	Feb. 6, 1965	Utah State
20	John Nicholls	1959	
19	Kresimir Cosic	Jan. 17, 1973	Niagara
19	Kresimir Cosic	Jan. 8, 1972	Arizona
19	Kresimir Cosic	Jan. 22, 1972	Utah State
19	Kresimir Cosic	Mar. 6, 1971	Utah
19	Kari Liimo	Feb. 1, 1969	St. Francis
19	Jim Eakins	Feb. 26, 1966	Wyoming
18	Gary Trost	Dec. 19, 1991	McNeese State
18	Steve Schreiner	Jan. 12, 1991	New Mexico
18	Michael Smith	Jan. 15, 1987	San Diego State
18	Steve Trumbo	Dec. 26, 1981	Utah State
18	Paul Ruffner	Dec. 29, 1969	Georgia
18	Bruce Burton	Feb. 16, 1963	Arizona State
17	Brett Applegate	Dec. 28, 1983	UCLA
17	Brett Applegate	Jan. 14, 1983	San Diego State
17	Steve Trumbo	Feb. 27, 1982	San Diego State
17	Steve Trumbo	Feb. 6, 1982	Colorado State
17	Greg Kite	Dec. 19, 1981	Illinois
17	Steve Trumbo	Feb. 2, 1981	Wyoming
17	Steve Trumbo	Jan. 8, 1981	Hawaii
17	Jay Cheesman	Feb. 13, 1976	Arizona State
17	Mark Handy	Feb. 22, 1975	Utah State
17	K. Sarkalahti	Dec. 16, 1972	Utah State
17	Paul Ruffner	Jan. 3, 1970	Utah
17	Steve Kramer	Dec. 21, 1965	St. Joseph's
17	Craig Raymond	Dec. 21, 1965	St. Joseph's
17	Dave Eastis	Feb. 4, 1961	Denver

# individual records

## INDIVIDUAL SINGLE GAME BESTS

### POINTS SCORED

47 Bob Skousen vs. UCLA 1961

### FIELD GOALS ATTEMPTED

36 John Nicoll vs. UNM 1958

### FIELD GOALS MADE

21 Dave Eastis vs. UNM 1960

### FIELD GOAL PERCENTAGE

100% Kresimir Cosic vs.  
Arizona, (12/12) 1971

### THREE-POINT FIELD GOALS ATTP.

15 Nick Sanderson vs.  
Kansas 1993

### THREE-POINT FIELD GOALS MADE

7 Nick Sanderson vs.  
Utah St. 1992  
7 Danny Bower at Hawaii  
vs. Ohio State 1998

### THREE-POINT PERCENTAGE (5 ATTPS)

1.000 Nathan Call vs.  
Utah, (6/6) 1991  
1.000 Danny Bower  
vs. Wyoming 1998

### FREE THROWS ATTEMPTED

20 John Benson vs. Montana 1957  
20 John Nicoll vs. Utah 1958  
20 Jerry Dahlman vs.  
Arizona St. 1963

### FREE THROWS MADE

16 Mekeli Wesley at UTEP 1998  
15 John Benson vs. Montana 1957  
15 Steve Trumbo vs.  
CSFullerton 1981  
15 Devin Durrant vs. Hawai'i 1983

### FREE THROW PERCENTAGE (MIN. 10 ATTS.)

1.000 Andy Toolson vs.  
California, (14/14) 1989  
1.000 Doug Howard vs.  
Arizona St., (13/13) 1970  
1.000 Verne Thompson vs.  
Wyoming, (13/13) 1977

1.000 Devin Durrant vs.  
St. Joseph's, (13/13) 1982  
1.000 Marty Haws vs.  
Hawai'i, (13/13) 1990  
1.000 Russell Larson vs.  
Fresno St., (13/13) 1994  
1.000 Ken Roberts vs.  
Southern Utah, (13/13) 1994  
1.000 Mekeli Wesley vs. San Francisco  
(12/12) 2001  
1.000 Ron Selleaze vs. Utah  
(11/11) 1998  
1.000 Mekeli Wesley at Utah  
(11/11) 1998  
1.000 Mark Bigelow vs. Arizona  
(11/11) 1998  
1.000 Mark Bigelow vs. California  
(11/11) 1998  
1.000 Nathan Cooper at UC Irvine  
(10/10) 1998

### REBOUNDS

27 Scott Warner vs.  
Texas Tech 1970

### ASSISTS


16 Mike May vs. Niagara 1976

### STEALS


9 Mark Bigelow vs. Arizona 1998

### BLOCKED SHOTS


14 Shawn Bradley vs.  
Eastern Kentucky 1990



mekeli wesley



danny bower



Devin Durrant earned several medals while playing for USA Basketball. Durrant was also player of the year in the WAC in 1982-83.

# individual records

## INDIV. SCORING BY SEASON


YEAR	PLAYER	PTS.	AVG.
2001	Mekeli Wesley	569	17.2
2000	Terrell Lyday	565	17.1
1999	Mark Bigelow	419	15.0
1998	Ron Selleaze	352	16.8
1997	Jeff Campbell	383	15.3
1996	Kenneth Roberts	539	19.3
1995	Russell Larson	573	17.9
1994	Russell Larson	637	19.9
1993	Gary Trost	516	15.2
1992	Gary Trost	441	14.2
1991	Shawn Bradley	503	14.8
1990	Marty Haws	556	18.5
1989	Michael Smith	765	26.4
1988	Michael Smith	679	21.2
1987	Michael Smith	643	20.1
1986	Jeff Chatman	559	17.5
1985	Timo Saarelainen	639	22.0
1984	DEVIN DURRANT	866	27.9
1983	Devin Durrant	662	22.8
1982	Fred Roberts	466	15.5
1981	Danny Ainge	782	24.4
1980	Danny Ainge	555	19.1
1979	Danny Ainge	498	18.4
1978	Danny Ainge	632	21.1
1977	Jay Cheesman	429	15.9
1976	Jay Cheesman	441	17.6
1975	Brian Frishman	354	15.4
1974	Doug Richards	527	20.3
1973	Kresimir Cosic	524	20.2
1972	Kresimir Cosic	581	22.3
1971	Bernie Fryer	558	19.2
1970	Doug Howard	472	18.2
1969	Doug Howard	430	15.4
1968	Kari Liimo	410	17.0
1967	Craig Raymond	342	14.2
1966	Dick Nemelka	599	24.0
1965	John Fairchild	602	21.5
1964	John Fairchild	507	20.3
1963	Bruce Burton	445	17.1
1962	Bob Skousen	363	15.9
1961	Gary Earnest	429	16.5
1960	Dave Eastis	483	20.1
1959	Bob Skousen	462	17.7
1958	John Nicoll	463	17.8
1957	Tom Steinke	511	19.7
1956	Terry Tebbs	506	19.5
1955	Herschel Pedersen	421	16.1
1954	Dean Larsen	426	15.2
1953	Joe Richey	525	17.5
1952	Joe Richey	352	14.6
1951	Roland Minson	619	16.7
1950	Joe Nelson	420	14.5

## INDIV. REBOUNDS BY SEASON

YEAR	PLAYER	RBS.	AVG.
2001	Mekeli Wesley	181	5.5
2000	Mekeli Wesley	192	5.8
1999	Mark Bigelow	175	6.3
1998	Ron Selleaze	146	7.0
1997	Justin Weidauer	158	8.3
1996	Justin Weidauer	204	7.3
1995	Russell Larson	222	6.9
1994	Russell Larson	292	9.1
1993	Gary Trost	236	6.9
1992	Gary Trost	203	6.3
1991	Shawn Bradley	262	7.7
1990	Andy Toolson	198	6.6
1989	Michael Smith	248	8.6
1988	Michael Smith	248	7.8
1987	Michael Smith	273	8.5
1986	Tom Gneiting	230	7.4
1985	Alan Pollard	189	6.5
1984	Brett Applegate	352	11.4
1983	Greg Kite	255	8.8
1982	Steve Trumbo	335	11.5
1981	Steve Trumbo	342	10.7
1980	Alan Taylor	317	10.9
1979	Alan Taylor	266	9.5
1978	Alan Taylor	246	8.5
1977	Jay Cheesman	225	8.3
1976	Jay Cheesman	233	9.3
1975	Mark Handy	236	9.1
1974	Mark Handy	227	8.7
1973	Kresimir Cosic	246	9.5
1972	Kresimir Cosic	332	12.8
1971	Kresimir Cosic	341	12.6
1970	Paul Ruffner	254	9.8
1969	Paul Ruffner	268	9.6
1968	Jim Eakins	252	10.1
1967	Craig Raymond	183	7.6
1966	Craig Raymond	247	9.9
1965	John Fairchild	348	12.4
1964	John Fairchild	330	13.2
1963	Bruce Burton	271	10.4
1962	Bruce Burton	271	10.4
1961	Dave Eastis	243	9.3
1960	Dave Eastis	245	10.2
1959	Bob Skousen	239	9.2
1958	John Nichol	307	11.8
1957	John Bensen	317	11.3
1956	Herschel Pedersen	314	12.1
1955	Herschel Pedersen	293	11.3
1954	Nick Mateljan	276	10.6
1953	Nick Mateljan	292	9.7
1952	Joe Richey	167	7.0
1951	MEL HUTCHINS	471	12.7
1950	No Record Available		

## INDIV. ASSISTS BY SEASON

YEAR	PLAYER	AST.	AVG.
2001	Matt Montague	97	2.9
2000	Matt Montague	125	3.8
1999	Michael Vranes	80	2.9
1998	Brian Dignan	109	4.0
1997	Matt Montague	131	5.0
1996	Randy Reid	142	5.1
1995	Robbie Reid	157	4.9
1994	Randy Reid	87	2.7
1993	Randy Reid	141	4.1
1992	NATHAN CALL	204	6.4
1991	Nathan Call	164	4.8
1990	Marty Haws	123	4.1
1989	Marty Haws	149	5.1
1988	Brian Taylor	151	4.7
1987	Brian Taylor	118	3.7
1986	Bob Capener	104	3.3
1985	Marty Perry	114	4.2
1984	Chris Nikchevich	117	3.9
1983	Marty Perry	91	3.4
1982	Scott Sinek	100	3.3
1981	Danny Ainge	127	4.0
1980	Danny Ainge	132	4.6
1979	Danny Ainge	122	4.5
1978	Danny Ainge	158	5.3
1977	Mike May	108	4.2
1976	Verne Thompson	78	3.0
1975-53	No Records Available		
1952	Jerry Romney	37	1.6
1951	Roland Minson	99	2.7
1950	No Record Available		



## INDIVIDUAL SEASON RECORDS

### POINTS SCORED

866	Devin Durrant (27.9 avg.)	1984
782	Danny Ainge (24.4)	1981
765	Michael Smith (26.4)	1989
679	Michael Smith (21.2)	1988
662	Devin Durrant (22.8)	1983
643	Michael Smith (20.1)	1987
639	Timo Saarelainen (22.0)	1985
637	Russell Larson (19.5)	1994
632	Danny Ainge (21.1)	1978
623	Jeff Chatman (19.5)	1988
619	Roland Minson (16.7)	1951
603	Fred Roberts (18.8)	1981
602	John Fairchild (21.5)	1965
599	Dick Nemelka (24.0)	1966
581	Kresimir Cosic (22.3)	1972
573	Russell Larson (17.9)	1995
571	Mel Hutchins (15.4)	1951
569	Mekeli Wesley (17.2)	2001
565	Terrell Lyday (17.1)	2000
559	Jeff Chatman (17.5)	1986
558	Bernie Fryer (19.2)	1971
556	Marty Haws (18.5)	1990
556	Mekeli Wesley (16.8)	2000

### POINTS PER GAME

27.9	Devin Durrant	1984
26.4	Michael Smith	1989
24.4	Danny Ainge	1981
24.0	Dick Nemelka	1966
22.8	Devin Durrant	1983
22.3	Kresimir Cosic	1972
22.0	Timo Saarelainen	1985
21.5	John Fairchild	1965
21.2	Michael Smith	1988
21.1	Danny Ainge	1978
20.3	John Fairchild	1964
20.3	Doug Richards	1974
20.2	Kresimir Cosic	1973
20.1	Dave Eastis	1960
20.1	Michael Smith	1987

### FIELD GOALS ATTEMPTED

627	Roland Minson	1951
-----	---------------	------

### FIELD GOALS MADE

312	Devin Durrant	1984
-----	---------------	------

### FIELD GOAL PERCENTAGE (STARTERS)

.631	Russell Larson	1993
.616	Tom Gneiting	1987
.606	Eric Nielsen	2001
.597	Alan Taylor	1980
.595	Jeff Chatman	1988
.588	Fred Roberts	1980
.581	Shawn Bradley	1991
.579	Fred Roberts	1981
.578	Eric Nielsen	2000
.577	Kenneth Roberts	1994
.575	Devin Durrant	1984
.575	Jared Miller	1992

### THREE-POINT FIELD GOALS ATTEMPTED

209	Nick Sanderson	1993
-----	----------------	------

### THREE-POINT FIELD GOALS MADE

74	Andy Toolson	1990
73	Nick Sanderson	1993
68	Danny Bower	1998
67	Terrell Lyday	2000

### THREE-POINT PERCT. (30+ ATTS)

.532	Nathan Call	1988
------	-------------	------

### CONSECUTIVE GAMES WITH A THREE-POINT FIELD GOAL

21	Terrell Lyday	2000
16	Andy Toolson	1990
14	Terrell Lyday	2001
11	Terrell Lyday	2001

### FREE THROWS ATTEMPTED

307	Devin Durrant	1984
-----	---------------	------

### FREE THROWS MADE

242	Devin Durrant	1984
-----	---------------	------

### FREE THROW PERCENTAGE (STARTERS)

.925	Michael Smith (160/173)	1989
.904	Michael Smith (103/114)	1987
.902	Bob Quinney (55/61)	1966
.902	Chris Nikchevich (55/61)	1984
.877	Scott Runia (50/57)	1979
.874	Gary Batchelor (104/119)	1963
.874	Brian Taylor (97/111)	1988
.864	Danny Ainge (146/169)	1978
.855	Randy Reid (71/83)	1993
.853	Doug Howard (122/143)	1969

### CONSECUTIVE FREE THROWS

32	Michael Smith	1989
----	---------------	------

### REBOUNDS

471	Mel Hutchins	1951
352	Brett Applegate	1984
348	John Fairchild	1965
342	Steve Trumbo	1981
341	Kresimir Cosic	1971
335	Steve Trumbo	1982
332	Kresimir Cosic	1972
330	John Fairchild	1964

### REBOUNDS PER GAME (STARTERS)


13.2	John Fairchild	1964
12.7	Mel Hutchins	1951
12.6	Kresimir Cosic	1971

### PERSONAL FOULS

124	Jared Miller	1993
-----	--------------	------

### TIMES DISQUALIFIED

11	Jared Miller	1993
11	Glen Roberts	1978



### BLOCKED SHOTS

177	Shawn Bradley	1991
-----	---------------	------

### STEALS


66	Marty Haws	1990
62	Terrell Lyday	2000

### ASSISTS

204	Nathan Call	1992
-----	-------------	------

### TRIPLE DOUBLES

1	Danny Ainge (LB St.)	1978
1	Fred Roberts	1981
1	Michael Smith	1988



■ Terrell Lyday was a three-point bomber, hitting 60 treys in 2001 and 67 in 2000. In 2000 he set the BYU record with 21 consecutive games with a three-point field goal.

# individual/team records

## INDIVIDUAL CAREER RECORDS

### POINTS SCORED

2467	Danny Ainge	78-79-80-81
2319	Michael Smith	84-87-88-89
2285	Devin Durrant	79-80-83-84
1885	Russell Larson	92-93-94-95
1841	Fred Roberts	79-80-81-82
1824	Jeff Chatman	85-86-87-88
1740	Mekeli Wesley	98-99-00-01
1652	Kenneth Roberts	91-94-95-96
1512	Kresimir Cosic	71-72-73
1408	Jay Cheesman	74-75-76-77
1388	Andy Toolson	85-88-89-90

### POINTS PER GAME

20.92	John Fairchild	20.2, 21.5
20.91	Danny Ainge	21.1, 18.4, 19.1, 24.4
19.5	D. Durrant	13.2, 13.3, 22.8, 27.9
19.1	Kresimir Cosic	15.0, 22.3, 20.2
19.0	Michael Smith	8.0, 20.1, 21.2, 26.4
18.7	Bernie Fryer	19.2, 18.2
16.7	Terrell Lyday	17.1, 16.4
16.7	Dick Nemelka	10.8, 15.4, 24.0
16.3	Paul Ruffner	15.1, 17.7
16.2	Bob Skousen	17.7, 15.9, 13.0
15.6	Doug Richards	20.3, 15.9, 10.7
15.1	Mekeli Wesley	13.5, 11.0, 16.8, 17.2

### FIELD GOALS ATTEMPTED

1875	Danny Ainge	78-79-80-81
1749	Michael Smith	84-87-88-89
1527	Devin Durrant	79-80-83-84
1369	Jeff Chatman	85-86-87-88
1333	Joe Richey	51-52-53
1259	Fred Roberts	79-80-81-82
1227	Mekeli Wesley	98-99-00-01
1188	Russell Larson	92-93-94-95
1162	Kresimir Cosic	71-72-73
1152	Jay Cheesman	74-75-76-77

### FIELD GOALS MADE

987	Danny Ainge	78-79-80-81
886	Michael Smith	84-87-88-89
832	Devin Durrant	79-80-83-84
751	Jeff Chatman	85-86-87-88
687	Fred Roberts	79-80-81-82
660	Russell Larson	92-93-94-95
570	Mekeli Wesley	98-99-00-01
566	Kresimir Cosic	71-72-73
561	Kenneth Roberts	91-94-95-96
558	Jay Cheesman	74-75-76-77
548	Roland Minson	49-50-51

### FIELD GOAL PERCENTAGE (STARTERS)

.574	Alan Taylor	77-78-79-80
.566	Gary Trost	88-91-92-93
.563	Eric Nielsen	97-00-01
.556	Jared Miller	91-92-93
.556	Russell Larson	92-93-94-95
.550	Kenneth Roberts	91-94-95-96
.550	Tom Gneiting	85-86-87
.549	Jeff Chatman	85-86-87-88
.546	Fred Roberts	79-80-81-82

.546	Kenneth Roberts	91-94-95-96
.545	Devin Durrant	79-80-83-84

### THREE-POINT FIELD GOALS ATTEMPTED

355	Randy Reid	92-96
321	Terrell Lyday	00-01

### THREE-POINT FIELD GOALS MADE

141	Andy Toolson	85-88-89-90
127	Terrell Lyday	00-01

### THREE-POINT PERCENTAGE (STARTERS)

.456	Nathan Call	86-87-90-91
.445	Mark Heslop	88-89-90-91
.437	Andy Toolson	85-88-89-90
.430	Michael Smith	84-87-88-89

### FREE THROWS ATTEMPTED

820	Devin Durrant	79-80-83-84
673	Russell Larson	92-93-94-95
651	Mekeli Wesley	98-99-00-01
641	Kenneth Roberts	91-94-95-96
605	Danny Ainge	78-79-80-81
602	Fred Roberts	79-80-81-82
496	Gary Trost	88-91-92-93
491	Michael Smith	84-87-88-89
484	Kresimir Cosic	71-72-73
477	Jeff Chatman	85-86-87-88
430	Marty Haws	87-88-89-90

### FREE THROWS MADE

621	Devin Durrant	79-80-83-84
541	Russell Larson	92-93-94-95
511	Kenneth Roberts	91-94-95-96
509	Mekeli Wesley	98-99-00-01
493	Danny Ainge	78-79-80-81
467	Fred Roberts	79-80-81-82
431	Michael Smith	84-87-88-89
381	Kresimir Cosic	71-72-73
359	Gary Trost	88-91-92-93
338	Randy Reid	93-94-95-96
326	Marty Haws	87-88-89-90

### FREE THROW PERCENTAGE (STARTERS)

.878	Michael Smith	84-87-88-89
.830	Randy Reid	93-94-95-96
.828	Mark Heslop	88-89-90-91
.827	Brian Taylor	83-84-87-88
.826	Nick Sanderson	92-93
.826	Gary Bachelor	61-62-63
.816	Danny Ainge	78-79-80-81
.813	Doug Howard	68-69-70

### REBOUNDS

922	Michael Smith	84-87-88-89
919	Kresimir Cosic	71-72-73
919	Alan Taylor	77-78-79-80
839	Greg Kite	80-81-82-83
838	Fred Roberts	79-80-81-82
835	Steve Trumbo	79-80-81-82
821	Russell Larson	92-93-94-95
803	John Benson	56-57-58

801	Mark Handy	74-75-76-77
-----	------------	-------------

### REBOUNDS PER GAME (STARTERS ONLY)

12.8	John Fairchild	64-65
11.6	Kresimir Cosic	71-72-73
10.2	John Benson	56-57-58

### GAMES PLAYED

129	Russell Larson	92-93-94-95
129	Nathan Call	86-87-90-91

### PERSONAL FOULS

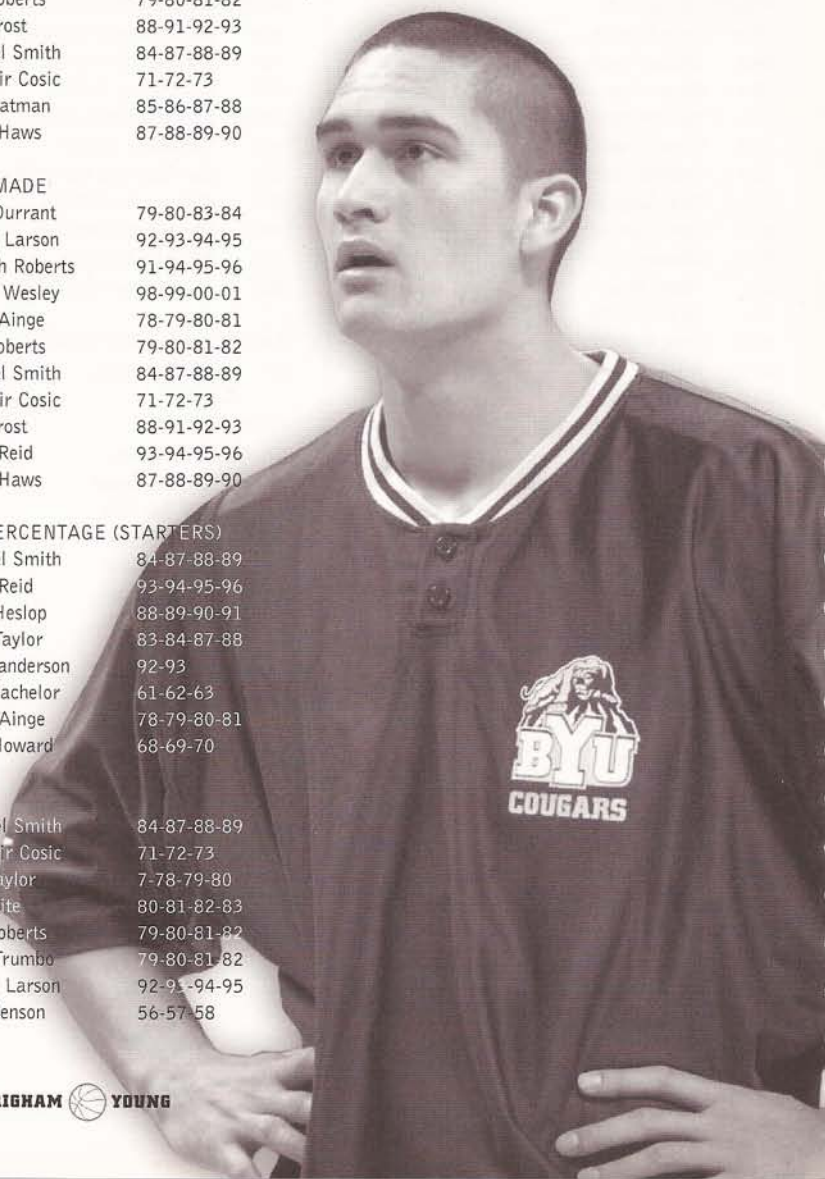
408	Russell Larson	92-93-94-95
-----	----------------	-------------

### ASSISTS

539	Danny Ainge	78-79-80-81
-----	-------------	-------------

### BLOCKED SHOTS

208	Greg Kite	80-81-82-83
-----	-----------	-------------





## TEAM SEASON SCORING

Year	Offense		Defense	
	Pts.	Ave.	Pts.	Avg.
2001	2324	70.4	2069	62.7
2000	2328	70.5	2107	63.8
1999	2009	71.8	2055	73.4
1998	1906	63.5	2093	69.8
1997	1547	59.5	2061	79.3
1996	2303	82.3	2194	78.4
1995	2405	75.2	2214	69.2
1994	2540	79.4	2382	74.4
1993	2754	81.0	2445	71.9
1992	2567	80.2	2227	69.6
1991	2454	72.2	2336	68.7
1990	2110	70.3	1971	65.7
1989	2338	80.6	2322	80.1
1988	2735	85.5	2437	76.2
1987	2634	82.3	2469	77.2
1986	2328	72.8	2159	74.4
1985	2175	75.0	2159	74.4
1984	2433	78.5	2325	75.0
1983	2014	69.5	1919	66.2
1982	1885	62.8	1752	58.4
1981	2525	78.8	2275	71.1
1980	2421	83.5	2103	72.5
1979	2381	85.0	2144	76.6
1978	2429	81.0	2495	83.2
1977	2013	74.6	2027	75.1
1976	2015	77.5	2183	83.9
1975	2062	79.3	2088	80.3
1974	2015	77.5	2183	83.9
1973	2068	79.5	1940	74.6
1972	2128	81.8	1927	74.1
1971	2401	82.8	2294	79.1
1970	2096	80.7	2188	84.1
1969	2325	83.0	2259	80.7
1968	2064	82.6	1956	78.2
1967	1960	81.7	1827	76.1
1966	2388	95.5	2073	82.9
1965	2639	94.3	2356	83.1
1964	1974	79.0	2004	80.2
1963	1985	77.1	2035	78.3
1962	1834	70.5	1947	74.9
1961	1923	73.9	1870	71.9
1960	1676	67.0	1877	75.1
1959	1965	75.5	1854	71.2
1958	1697	65.3	1735	66.7
1957	1985	77.1	1888	67.1
1956	2006	77.2	1743	67.0
1955	1892	72.7	1847	71.0
1954	1991	68.6	1897	64.8
1953	2053	69.2	1694	56.2
1952	1451	60.4	1412	58.8
1951	2355	65.3	2012	55.7
1950	1903	55.0	1698	49.9

## TEAM SINGLE GAME RECORDS

FIELD GOALS ATTEMPTED		
108 vs. Montana	1953	
FIELD GOALS MADE		
56 vs. Americas	1966	
FIELD GOAL PERCENTAGE		
.736 vs. St. Mary's (39/53)	1983	
.708 vs. Elon College (34-38)	2001	
THREE-POINTERS ATTEMPTED		
33 vs. Louisiana State	1992	
THREE-POINT FIELD GOALS MADE		
13 vs. SDSU	2001	
13 vs. TCU	1999	
13 vs. Louisiana State	1992	
THREE-POINT PERCENTAGE (MIN 10)		
.733 vs. Air Force (11/15)	1993	
FREE THROWS ATTEMPTED		
49 vs. Santa Clara	1965	
FREE THROWS MADE		
39 vs. Utah State	1957	
CONSECUTIVE FREE THROWS		
18 vs. Wyoming	2/10/1996	
BEST FREE THROW PERCENTAGE		
1.000 BYU vs. Wichita St. (12/12)	1955	
.957 BYU vs. Wyoming (22/23)	1974	
.950 vs. San Diego State (19-20)	2001	
MOST REBOUNDS		
77 vs. St. Mary's	1966	
MOST STEALS		
17 vs. James Madison	1990	
MOST ASSISTS		
34 vs. Northeast Louisiana	1975	
34 vs. San Diego State	1980	
REBOUND MARGIN		
40 vs. St. Mary's	1967	
FEWEST PERSONAL FOULS		
5 vs. Michigan State	1980	
FEWEST TOTAL POINTS		
25 vs. Wyoming	1982	
FEWEST POINT IN A HALF		
12 vs. Wyoming	1980, 1982	
MOST PERSONAL FOULS		
36 vs. Idaho State	1976	
MOST TOTAL POINTS		
128 vs. Sacramento State	1993	
MOST POINTS ONE HALF		
69 vs. North Texas	1980	
BIGGEST SCORING MARGIN		
51 vs. St. Mary's (108-57)	1966	
FEWEST FIELD GOALS ATTEMPTED		
23 vs. Wyoming	1980	
FEWEST FIELD GOALS MADE		
10 vs. Wyoming	1980	
10 vs. Southern Utah	2001	
FEWEST FREE THROWS ATTEMPTED		
3 vs. Niagara	1976	
4 vs. San Diego State	2001	
FEWEST FREE THROWS MADE		
1 vs. Niagara	1976	
2 vs. San Diego State	2001	

## TEAM SINGLE SEASON RECORDS

GAMES	37	1951
FIELD GOALS	1,014	1965
FG ATTEMPTS	2,611	1951
FIELD GOAL PERCENTAGE		
.531		1988
.528		1979
.522		1980
.506		1984
.500		1989
.498		1993
.498		1992
.493		1993
.492		1994
THREE-POINT SHOTS ATTEMPTED		
638		1998
THREE-POINT SHOTS MADE		
214		1992
THREE-POINT PERCENTAGE		
.452		1988
FREE THROWS MADE		
697		1993
FREE THROW ATTS.		
909		1993
FREE THROW PERCENTAGE		
.815		1989
.780		2001
.773		1995
.767		1993
.765		1996
.763		1988
.755		1974
.750		1984
.746		1987
REBOUNDS		
1,457	1951 & 1965	
TEAM REBOUNDING AVERAGE		
55.8		1956
ASSISTS		
613		1993
STEALS		
236		2000
BLOCKED SHOTS		
246		1991
MOST PERSONAL FOULS		
721		1993
MOST PERSONAL FOULS PER GAME		
23.1	1985 (671 in 29 games)	
FEWEST PERSONAL FOULS PER GAME		
13.9	1971 (403 in 29 games)	
MOST PLAYERS DISQUALIFIED		
39		1978
WINNING PERCENTAGE		
.850	17-3	1942
.827	24-5	1980
.812	26-6	1988
.807	21-5	1972
CONSECUTIVE VICTORIES		
17		1988
HOME COURT WINNING STREAK		
24	3/17/1994 - 1/18/1996	
CONSECUTIVE DEFEATS		
21		1997
8		1927
LARGEST SCORING MARGIN		
12.6	1966 (95.5 - 82.9)	
	1953 (68.1 - 55.5)	
MOST POINTS SCORED PER GAME		
95.5		1966
FEWEST POINTS SCORED PER GAME		
48.6		1946
FEWEST POINTS ALLOWED PER GAME		
46.4		1946

# marriott center records

## TEAM SINGLE GAME

**MOST FIELD GOALS ATTEMPTED**  
102 North Texas vs. BYU, Dec. 12, 1980

**MOST FIELD GOALS MADE**  
58 Southern Utah vs. South Alabama, Dec. 10, 1994

**BEST FIELD GOAL PERCENTAGE**  
.744 Georgetown vs. Oregon State, Mar. 19, 1982

**MOST THREE-POINT FIELD GOALS ATTEMPTED**  
51 Arizona State vs. BYU, Dec. 1, 1992

**MOST THREE-POINT FIELD GOALS MADE**  
16 Arizona State vs. BYU, Dec. 1, 1992

**BEST THREE-POINT FIELD GOAL PERCENTAGE**  
.778 BYU vs. Eastern Washington, 7/9, Nov. 25, 1989

**MOST FREE THROWS ATTEMPTED**  
47 BYU vs. Tulsa, Dec. 22, 1990  
47 BYU vs. Southern Utah, Nov. 24, 1999

**MOST FREE THROWS MADE**  
37 BYU vs. Utah, Jan. 14, 1984  
37 BYU vs. Utah State, Dec. 18, 1992  
37 BYU vs. Southern Utah, Nov. 24, 1999

**BEST FREE THROW PERCENTAGE**  
1.000 SW Mo. vs. Santa Clara, 15/15, Dec. 14, 1984  
.955 BYU vs. New Mexico, 21/22, Feb. 18, 1989

**MOST REBOUNDS**  
76 UCLA vs. Weber State, Mar. 16, 1972

**BIGGEST REBOUND MARGIN OVER OPPONENT**  
38 BYU vs. Morgan State, 59-21, Dec. 28, 1995

**FEWEST PERSONAL FOULS**  
5 BYU vs. Michigan State, Dec. 16, 1980

**ASSISTS**  
36 Southern Utah vs. South Alabama, Dec. 10, 1994  
34 BYU vs. Northeast Louisiana, Jan. 4, 1975  
34 BYU vs. Wyoming, Jan. 15, 1977  
34 BYU vs. San Diego State, Mar. 1, 1980

**POINTS**  
140 Southern Utah vs. South Alabama, Dec. 10, 1994

**POINTS IN FIRST HALF**  
61 Southern Utah vs. South Alabama, Dec. 10, 1994

**POINTS IN SECOND HALF**  
79 Southern Utah vs. South Alabama, Dec. 10, 1994

**LARGEST SCORING MARGIN**  
68 So. Utah vs. So. Alabama, 140-72, Dec. 10, 1994

**FEWEST POINTS IN A GAME**  
25 BYU vs. Wyoming, Jan. 23, 1982

**FEWEST POINTS IN FIRST HALF**  
12 BYU & Wyoming, Jan. 23, 1982

**FEWEST POINTS IN SECOND HALF**  
12 BYU vs. Wyoming, Jan. 18, 1980

**PERSONAL FOULS**  
34 North Texas vs. BYU, Dec. 12, 1980  
34 Washington vs. BYU, Dec. 22, 1984

**FEWEST FIELD GOALS ATTEMPTED**  
29 Wyoming vs. BYU, Jan. 23, 1982

**FEWEST FIELD GOALS MADE**  
10 BYU vs. Wyoming, Jan. 23, 1982  
10 BYU vs. Southern Utah, Dec. 14, 1990

**FEWEST FREE THROWS ATTEMPTED**  
2 UTEP vs. BYU, Feb. 15, 1973

## FEWEST FREE THROWS MADE

1 UTEP vs. BYU, Feb. 15, 1973  
1 BYU vs. Niagara, Dec. 11, 1976

**MOST TURNOVERS COMMITTED**  
32 New Mexico vs. BYU, Jan. 30, 1976

**MOST BLOCKED SHOTS**  
17 BYU vs. E. Kentucky, Dec. 7, 1990

**MOST STEALS**  
19 BYU vs. James Madison, Dec. 19, 1990

## INDIVIDUAL SINGLE GAME

**FIELD GOALS ATTEMPTED**  
36 Michael Brooks, La Salle vs. BYU, Dec. 15, 1979

**FIELD GOALS MADE**  
24 Michael Brooks, La Salle vs. BYU, Dec. 15, 1979

**FIELD GOAL PERCENTAGE (12 ATT)**  
.917 Scott Runia vs. Wyoming, 11/12, Feb. 11, 1978  
.917 Devin Durrant vs. St. Mary's, 11/12, Dec. 10, 1983

**THREE-POINT FIELD GOALS ATTEMPTED**  
18 Jack Hurd, La Salle vs. BYU, Feb. 15, 1992

**THREE-POINT FIELD GOALS MADE**  
9 Jay Goodman, Utah St. vs. BYU, Nov. 24, 1990

**THREE-POINT FIELD GOAL PCT. (MIN. 5 ATT)**  
1.000 Nathan Call vs. Utah, 6/6, Mar. 3, 1991  
1.000 D. Praylow, Wichita St. vs. BYU, 5/5, Jan. 28, 1989  
1.000 Paris Bryant, Wyo. vs. BYU, 5/5, Jan. 26, 1991  
1.000 Danny Bower, vs. Wyoming, 5/5, Jan. 15, 1998

**FREE THROWS ATTEMPTED**  
19 Timo Saarelainen vs. Hawaii, Feb. 1, 1985

**FREE THROWS MADE**  
16 Keith Van Horn, Utah vs. BYU, 16/16, Mar. 2, 1996  
16 David Rivers, Notre Dame vs. BYU, Jan. 13, 1986

**FREE THROW PERCENTAGE (12 ATT.)**  
1.000 Keith Van Horn, Utah vs. BYU, 16/16, Mar. 2, 1996  
1.000 Andy Toolson vs. Calif., 14/14, Feb. 14, 1989  
1.000 Marty Haws vs. Hawaii, 13/13, Feb. 2, 1990  
1.000 K. Youngblood, USU vs. BYU, 13/13, Dec. 13, 1991  
1.000 K. Roberts vs. S. Utah, 13/13, Dec. 9, 1994  
1.000 D. Ainge vs. San Diego St., 12/12, Mar. 1, 1980  
1.000 F. Roberts vs. Wash., 12/12, Mar. 10, 1982  
1.000 D. Durrant vs. Wyoming, 12/12, Jan. 26, 1984

**REBOUNDS**  
23 Alan Taylor vs. San Diego State, Mar. 1, 1980  
23 Steve Trumbo vs. Air Force, Jan. 21, 1982

**POINTS SCORED**  
51 Michael Brooks, La Salle vs. BYU, Dec. 15, 1979

**ASSISTS**  
16 Mike May vs. Niagara, Dec. 11, 1976

**BLOCKED SHOTS**  
14 Shawn Bradley vs. Eastern Kentucky, Dec. 7, 1990

## COMBINED TEAM SINGLE GAME

**FIELD GOALS ATTEMPTED**  
175 Utah St. (97) vs. BYU (78), Jan. 22, 1972  
175 N. Texas (102) vs. BYU (73), Dec. 12, 1980

**FIELD GOALS MADE**  
91 La Salle (47) vs. BYU (44), Dec. 15, 1979

**THREE-POINT FIELD GOALS ATTEMPTED**  
63 CS Northridge (38) vs. S. F. Austin (25) Dec. 9, 1995

**THREE-POINT FIELD GOALS MADE**  
22 La Salle (13) vs. BYU (9), Feb. 15, 1992

**FREE THROWS ATTEMPTED**  
87 BYU (46) vs. Washington (41), Dec. 22, 1984

**FREE THROWS MADE**  
60 BYU (31) vs. Utah State (29), Nov. 24, 1990


**REBOUNDS**  
130 UCLA (76) vs. Weber State (54), Mar. 16, 1972

**PERSONAL FOULS**  
63 Washington (34) vs. BYU (29), Dec. 22, 1984  
63 Utah (32) vs. BYU (31), Mar. 2, 1985

**PLAYERS DISQUALIFIED**  
6 BYU (3) vs. Colorado State (3), Mar. 5, 1976  
6 BYU (4) vs. Utah State (2), Dec. 27, 1980

**POINTS SCORED**  
233 BYU (121) vs. Utah St. (112), OT, Dec. 19, '87

**LOST POSSESSIONS**  
60 New Mexico (32) vs. BYU (28), Jan. 30, 1976



Steve Trumbo tied a Marriott Center record with 23 rebounds in 1982. He was a key contributor and team leader from 1979-1982. His prowess on the boards was a key to BYU's success in the early 1980s.

# all-time season results

## 1902-03

Date	Opponent	Score	W/L
F 6	at LDSU	7-47	L
F 14	BY College	13-17	L
F 21	Weber Academy	30-18	W
F 27	at Weber Academy	17-16	W
F 28	at BY College	20-17	W
M 7	LDSU	13-23	L
M 21	at LDSU	13-30	L
M 28	Univ. of Colorado	23-15	W
A 2	Univ. of Colorado	10-16	L

Coach: W.A. Colton  
Record: 4-5

## 1903-04

Date	Opponent	Score	W/L
J 9	Salt Lake H.S.	38-8	W
J 16	LDSU	17-22	L
J 22	at Weber Academy	43-13	W
J 23	at BY College	18-9	W
F 6	BY College	17-18	L
F 19	at LDSU	20-27	L

Record: 3-3

## 1904-05

Date	Opponent	Score	W/L
J 21?	at A.F. Apollos	NS	L
J 28	LDSU	51-7	W
F 3	at State Deaf Sch.	64-6	W
F 4	at BY College	22-14	W
F 10	A.F. Apollos	NS	W
F 11	BY College	19-12	W
F 18	Weber Academy	30-10	W
F 24	at LDSU	NS	W
F 25	at Weber Academy	14-16	L
M 4	State Deaf Sch.	NS	W
M 4	at A.F. Apollos	10-7	W
M 25	Wheaton Col. (Ill.)	27-35	L

Record: 9-3

## 1905-06

Date	Opponent	Score	W/L
J 13	LDSU	25-12	W
J 19	Weber Academy	NS	W
J 27	State Deaf Sch.	62-4	W
F 9	at Weber Academy	15-11	W
F 10	at State Deaf Sch.	NS	W
F 13	Chicago YMCA	14-22	L
F 16	at LDSU	19-17	W
F 23	at Utah State	21-14	W
F 24	at BY College	20-18	W
M 2	Minn. Red Wings	20-18	W
M 3	Utah State	19-11	W
M 17	BY College	20-19	W

Coach: C.T. Teetzel  
Record: 11-1

## 1906-07

Date	Opponent	Score	W/L
J 19	Weber Academy	72-9	W
J 26	BY College (OT)	26-24	W
F 1	at LDSU	32-29	W
F 7	Chicago Crescents	21-24	L
F 16	Utah State	44-11	W
F 23	Weber Academy	2-0	W
M 1	at Utah State	23-12	W
M 2	at BY College	16-19	L
M 8	LDSU	30-19	W
M 16	v. BY College (OT)	24-27	L

! - forfeit

Coach: C.T. Teetzel  
Record: 7-3

## 1907-08

Date	Opponent	Score	W/L
J 17	at BY College	14-16	L
J 18	at Utah State	29-16	W
J 25	LDSU (OT)	20-19	W
F 1	Utah State	43-19	W
F 15	LDSU	26-25	W
F 22	BY College	22-27	L

Coach: C.T. Teetzel  
Record: 4-2

## 1908-09

Date	Opponent	Score	W/L
D 12	YMCA	23-29	L
J 9	at YMCA	17-31	L
J 16	at LDSU	16-30	L
J 23	Utah	32-9	W
J 30	BY College	35-21	W
F 6	Utah State	37-11	W
F 20	LDSU	28-33	L
F 22	Oregon	26-24	W
F 26	at Utah State	37-13	W
F 27	at BY College	34-27	W
M 5	at Utah	40-27	W

Coach: Fred Bennion  
Record: 7-4

## 1909-10

Date	Opponent	Score	W/L
J 8	YMCA	28-26	W
J 14	at BY College	33-13	W
J 15	at Utah State	40-20	W
J 22	BY College	42-14	W
F 2	at Utah	31-27	W
F 11	Utah	31-17	W
F 12	at LDSU	29-21	W
F 18	Utah State	47-31	W
F 22	YMCA	21-26	L
F 25	LDSU	47-12	W
F 26	at YMCA	13-23	L

Coach: Fred Bennion  
Record: 9-2

## 1910-11

Date	Opponent	Score	W/L
J 7	at Snow Academy	45-25	W
J 14	Alumni	32-22	W
J 21	YMCA	41-17	W
J 28	Utah	47-27	W
F 4	at Utah State	29-19	W
F 18	Utah State	37-21	W
F 25	at Utah	33-26	W
F 27	*Hamilton, Wisc.	27-26	W

\* - Game in dispute

Coach: Henry Rose  
Record: 8-0

## 1911-12

Date	Opponent	Score	W/L
J 13	Alumni	40-19	W
J 20	BY College	48-20	W
J 27	LDSU	51-12	W
F 3	Utah State	36-17	W
F 9	at Utah State	37-16	W
F 17	at Utah	36-25	W
M 2	Utah	32-25	W

Coach: E.L. Roberts  
Record: 7-0

## 1912-13

Date	Opponent	Score	W/L
D 14	Weber Academy	48-34	W
J 11	Alumni	61-26	W
J 18	LDSU	34-20	W
J 25	Burlington (S.L.)	49-17	W
F 1	BY College	40-29	W
F 8	Utah	31-49	L
F 14	at BY College	28-26	W
F 15	at Utah State	33-23	W
F 22	at Utah (OT)	25-28	L
M 1	Utah State	20-29	L

Coach: E.L. Roberts  
Record: 7-3

## 1913-14

Date	Opponent	Score	W/L
J 10	S.L. Hardware	53-18	W
J 17	Deseret Business	44-13	W
J 31	BY College	43-23	W
F 5	Montana State	67-14	W
F 14	at Utah	23-36	L
F 21	Utah State	41-21	W
F 28	Utah	32-24	W
M 6	at Utah State	28-19	W
M 7	at BY College	22-15	W
M 9	at Oneida Academy	25-26	L

Coach: E.L. Roberts  
Record: 8-2

## 1914-15

Date	Opponent	Score	W/L
J 15	at Apollos	23-27	L
J 16	Apollos	35-25	W
J 30	BY College	37-32	W
F 13	Utah State	29-21	W
F 20	Utah	29-28	W
F 26	at Utah State	31-23	W
F 27	at BY College	24-18	W
M 12	at Utah	20-38	L

Coach: E.L. Roberts  
Record: 6-2

## 1915-16

Date	Opponent	Score	W/L
J 15	Springville H.S.	44-17	W
F 4	at Utah	26-41	L
F 12	Utah State	42-17	W
F 19	Iola (KS) YMCA	70-25	W
F 26	at Utah State	23-37	L
M 4	Utah	30-38	L

Coach: E.L. Roberts  
Record: 3-3

## 1916-17

Date	Opponent	Score	W/L
D 13	at Springville H.S.	19-20	L
J 6	BY H.S.	50-20	W
J 13	West H.S.	42-24	W
J 20	Springville H.S.	61-24	W
J 27	LDSU	38-19	W
J 29	Chicago Cres.	51-9	W
F 3	at BY College	84-37	W
F 10	Utah	38-32	W
F 17	Utah State	43-22	W
F 23	at Utah	54-33	W
M 3	Alumni	50-19	W
M 8	at Utah State	34-27	W
M 14	#Brown-King (SL)	52-21	W
M 15	#NW Normal (OK)	35-24	W
M 16	#Seward Park Bro.	27-16	W
M 17	#Illinois AC	14-27	L

### FRED BENNION

Years: 1908-10

Record: 16-6 (.727)



# all-time season results

#AAU Tourney (Chicago)

Coach: E.L. Roberts

Record: 14-2

## 1917-18

Date	Opponent	Score	W/L
N 29	at Lehi H.S.	30-34	L
J 12	BY H.S.	40-28	W
J 19	Lehi H.S.	67-30	W
J 25	BY College (OT)	32-36	L
F 1	Hinckley Acad.	58-28	W
F 9	Utah	21-27	L
F 11	at Amer. Fork H.S.	48-35	W
F 23	at Utah	38-28	W

Coach: E.L. Roberts

Record: 5-3

## 1918-19

Date	Opponent	Score	W/L
	Pl. Grove H.S.	58-19	W
	Lehi H.S.	72-14	W
	Springville H.S.	46-19	W
F 6	at Sp. Fork H.S.	87-18	W
F 7	at Utah	22-50	L
F 15	BY College	50-24	W
M 1	Utah State	23-26	L
M 8	Utah	21-31	L

Coach: E.L. Roberts

Record: 5-3

## 1919-20

Date	Opponent	Score	W/L
J 9	at Springville H.S.	34-19	W
J 10	BY H.S.	49-32	W
J 21	at A.F. Legion	56-34	W
J 24	Lehi Legion	47-20	W
J 31	at Utah State	27-55	L
M 4	at Utah	30-41	L

Coach: E.L. Roberts

Record: 4-2

### E.L. ROBERTS

Years: 1911-20, 25-27

Record: 74-39 (.655)



## 1920-21

Date	Opponent	Score	W/L
A 16	Lehi Legion	39	
H 33	Utah AA	29	
H 56	BY H.S.	23	
H 29	Alumni	25	
H 43	P.G. High	14	
H 29	Alumni	25	
H 36	Provo Legion	30	
H 22	Utah	16	
A 43	Utah State	45	
H 31	Provo Legion	25	
H 30	Utah State	28	
A 16	Utah	29	
		397	
		31	

Coach: Alvin Twitchell

Record: 10-2

## 1921-22

	BYU	Opp.	
H 24	Provo Legion	36	
H 35	Provo Legion	24	
H 28	WAA	31	
H 47	Lehi H.S.	23	
H 32	BYU Frosh	22	
	26 Lehi H.S.	23	
A 44	A.F. Legion	24	
H 36	A. F. Legion	10	
H 39	Utah State	22	
A 34	Utah State	36	
H 32	Utah	27	
A 29	Utah	16	
	405	266	

Coach: Alvin Twitchell

Record: 9-3

## 1922-23

Date	Opponent	Score	W/L
J 4	at Carbon Co. H.S.	51-25	W
J 13	BY H.S.	24-17	W
J 20	West H.S.	44-20	W
J 24	Provo H.S.	30-20	W
J 26	Utah	36-29	W
J 27	Utah	25-19	W
F 2	at Utah State	19-55	L
F 3	at Utah State	30-36	L
F 16	at Utah	33-35	L
F 17	at Utah	18-24	L
F 23	Utah State	22-23	L
F 24	Utah State	37-26	W

Coach: Alvin Twitchell

Record: 7-5

## 1923-24

Date	Opponent	Score	W/L
------	----------	-------	-----

	at Nephi H.S.	NS	W
	Wasatch H.S.	38-21	W
J 10	Colorado Col.	36-39	L
J 11	Colorado Col. (OT)	40-38	W
J 12	Colorado Col.	32-25	W
J 12	LDSU	34-38	L
J 18	Idaho AC	35-18	W
J 19	Nephi H.S.	39-25	W
J 25	at Utah	38-21	W
J 26	at Utah	36-26	W
J 29	Colorado Tch. Col.	27-33	L
J 30	Colorado Tch. Col.	34-31	W
F 8	Utah State	36-43	L
F 9	Utah State	38-21	W
F 15	Utah	37-22	W
F 16	Utah	34-32	W
F 22	at Utah State	30-27	W
F 23	at Utah State	32-25	W

Coach: Alvin Twitchell

Record: 14-4

### ALVIN TWITCHELL

Years: 1920-25 (5)

Record: 50-20 (.714)



## 1924-25

Date	Opponent	Score	W/L
J 9	Nephi H.S.	44-20	W
J 10	Provo H.S.	31-24	W
J 17	Apex	34-22	W
J 23	at Utah State	29-26	W
J 24	at Utah State	22-42	L
F 6	Utah	33-35	L
F 7	Utah	42-25	W
F 13	Utah State	48-36	W
F 14	Utah State	24-23	W
F 20	Western State	54-18	W
F 21	Western State	55-27	W
F 27	at Utah	24-36	L
F 28	at Utah	41-36	W
M 19	at Colorado Col.	32-41	L
M 20	at Colorado Col.	34-42	L
M 21	at Colorado Col.	25-39	L

Coach: Alvin Twitchell

Record: 10-6

## 1925-26

Date	Opponent	Score	W/L
J 6	SE College (OK)	40-21	W
J 14	Apex	33-31	W
J 22	at Utah	22-21	W
J 23	at Utah	35-31	W
J 29	Utah State	31-49	L
J 30	Utah State	36-32	W
F 5	at Montana State	18-41	L
F 6	at Montana State	31-36	L
F 12	Utah	34-39	L
F 13	Utah	37-24	W
F 19	at Western State	53-22	W
F 20	at Western State	38-30	W
F 26	Utah State	52-43	W
F 27	Utah State	34-36	L
M 3	Montana State	52-33	W
M 4	Montana State	36-20	W

Coach: E.L. Roberts

Record: 11-5

## 1926-27

Date	Opponent	Score	W/L
D 18	Dixie College	40-25	W
D 29	at Hinckley AC	15-35	L
J 7	BY H.S.	22-24	L
J 8	BY H.S.	44-22	W
J 14	Arthur AC	40-42	L
J 15	Alumni	47-33	W
J 21	at Utah State	47-50	L
J 22	at Utah State	34-62	L
J 28	Utah	39-42	L
J 29	Utah	35-37	L
F 4	at Montana State	37-64	L
F 5	at Montana State	33-49	L
F 12	Apex	50-22	W
F 18	Montana State	20-43	L
F 19	Montana State	38-53	L
F 25	at Utah	31-34	L
F 26	at Utah (OT)	40-34	W
M 4	Utah State	38-44	L
M 5	Utah State	35-42	L

Coach: E.L. Roberts

Record: 5-14

## 1927-28

Date	Opponent	Score	W/L
D 10	Arthur AC	41-39	W
D 17	Oregon State	22-37	L
D 22	Ricks College	53-31	W
D 28	at Milford AC	42-41	W
D 29	at Branch AC	59-22	W
D 30	at Dixie College	30-24	W
D 31	at Dixie College	32-25	W
J 7	Branch AC	53-27	W
J 13	Milford AC	45-39	W
J 14	Milford AC	45-34	W
J 14	Alumni	47-33	W

# all-time season results

J 20	Montana State	41-43	L
J 21	Montana State	37-43	L
J 27	at Utah	37-30	W
J 28	at Utah	35-31	W
F 10	Utah State	49-34	W
F 11	Utah State	31-39	L
F 17	Utah	25-31	L
F 18	Utah	26-31	L
F	at Utah State	41-52	L
F	at Utah State	42-48	L
M	at Montana State	44-69	L
M	at Montana State	41-57	L

Coach: G. Ott Romney  
Record: 13-10

## 1928-29

Date	Opponent	Score	W/L
D 8	Alumni	36-48	L
D 8	Vico Oil	38-37	W
D 14	Dixie College	34-24	W
D 14	Snow College	41-26	W
D 17	Colorado St. Col.	47-39	W
D 18	at Arthur AC	42-60	L
D 26	v. North Dakota	50-53	L
D 28	North Dakota	42-26	W
D 29	North Dakota	31-30	W
J 2	at Los Angeles AC	32-23	W
J 3	at Alhambra AC	33-26	W
J 4	at Hollywood AC	49-44	W
J 5	at Pacific Cst AC	41-28	W
J 7	at Las Vegas AC	42-26	W
J 9	Phillips	40-30	W
J 10	Phillips	38-51	L
J 18	Utah	41-38	W
J 19	Utah	49-45	W
J 23	at Montana Normal	77-25	W
J 24	at Montana Mines	29-25	W
J 25	at Montana State	36-72	L
J 26	at Montana State	37-67	L
F 1	at Utah State	53-45	W
F 2	at Utah State	46-34	W
F 8	at Utah	41-56	L
F 9	at Utah	53-37	W
F 18	Montana State	42-70	L
F 19	Montana State	57-66	L
M 1	Utah State	49-45	W
M 2	Utah State	50-52	L

Coach: G. Ott Romney  
Record: 20-10

## 1929-30

Date	Opponent	Score	W/L
D 4	38th Infantry	55-26	W
D 4	College All-Stars	63-44	W
D 11	Alumni	63-45	W
D 16	Wyoming	47-25	W
D 18	Wyoming	51-38	W
D 21	at UCLA	47-40	W
D 23	at UCLA	43-47	L
D 26	at Los Angeles	45-39	W


D 27	at Pacific Cst AC	34-33	W
D 28	at Hollywood AC	79-50	W
D 30	at Occidental	47-43	W
J 2	at San Brnadino JC	49-23	W
J 3	at Dixie College	36-32	W
J 4	at Snow College	41-28	W
J 10	Nevada-Reno	44-26	W
J 11	Nevada-Reno	46-35	W
J 17	Utah State	37-39	L
J 18	Utah State	53-37	W
J 24	Montana State	43-69	L
J 25	Montana State	45-42	W
J 31	at Utah	49-53	L
F 1	at Utah	30-38	L
F 7	at Montana State	47-41	W
F 8	at Montana State	39-70	L
F 10	at Idaho State	51-33	W
F 14	at Utah State	49-36	W
F 15	at Utah State	41-55	L
F 21	Montana Miners	56-37	W
F 28	Utah	56-31	W
M 1	Utah	59-42	W

Coach: G. Ott Romney  
Record: 23-7

## 1930-31

Date	Opponent	Score	W/L
N 29	Alumni	57-49	W
D 5	Deseret News AC	63-30	W
D 6	Alumni	80-68	W
D 11	at Rock Springs AC	47-50	L
D 12	at Wyoming	36-37	L
D 13	at Wyoming	46-42	W
D 15	at Colo. St. Col.	42-29	W
D 17	at Henry's(Wichita)	29-61	L
D 19	at Butler	34-45	L
D 20	at Ill. Wesleyan	34-33	W
D 22	at Marquette	31-35	L
D 26	at John Carroll	58-27	W
D 27	at Western Reserve	42-27	W
D 29	at Michigan State	28-29	L
D 30	at Chicago	38-35	W
D 31	at St. Louis	37-32	W
J 1	at Wittenberg	36-43	L
J 3	at Cincinnati	41-27	W
J 5	Nebraska	55-44	W
J 8	Henry's (Wichita)	45-52	L
J 12	Montana State	63-52	W
J 13	Montana State (OT)	54-50	W
J 23	Utah (OT)	51-52	L
J 24	Utah	43-45	L
J 30	at Utah State	59-61	L
J 31	at Utah State	45-39	W
F 6	at Montana State	27-42	L
F 7	at Montana State	53-41	W
F 9	at Idaho State	76-34	W
F 20	Utah State	61-51	W
F 21	Utah State	53-40	W
F 27	at Utah	39-49	L
F 28	at Utah	57-49	W

Coach: G. Ott Romney  
Record: 20-13



**G. OTT ROMNEY**  
Years: 1927-35 (9)  
Record: 152-81 (.652)

## 1931-32

Date	Opponent	Score	W/L
N 26	Utah St. Alumni	62-51	W
N 27	Utah Alumni	55-33	W
N 28	Alumni	58-36	W
D 4	Gila College	50-23	W
D 5	Gila College	52-28	W
D 11	at Wisconsin	16-32	L
D 12	at Loyola (Ill.)	30-35	L
D 14	at Marquette	39-32	W
D 15	at Iowa State	28-47	L
D 17	at Nebraska	31-27	W
D 19	at Creighton	36-41	L
D 21	at Wyoming	47-57	L
D 22	at Wyoming	31-61	L
D 28	Olson's Swedes	35-25	W
J 7	Henry's (Wichita)	43-30	W
J 8	Henry's (Wichita)	39-22	W
J 15	Utah	44-36	W
J 16	Utah	39-40	L
J 22	Utah State (OT)	45-47	L
J 23	Utah State	40-37	W
J 29	at Montana State	36-23	W
J 30	at Montana State	37-22	W
F 5	at Utah	32-35	L
F 6	at Utah	43-34	W
F 15	Montana State	48-26	W
F 16	Montana State	42-43	L
F 26	at Utah State	39-32	W
F 27	at Utah State	63-50	W
M 1	vs. Utah	35-32	W
M 3	at Wyoming	33-37	L
M 4	at Wyoming	28-29	L
M 5	at Wyoming	38-22	W

Coach: G. Ott Romney  
Record: 20-12

## 1932-33

Date	Opponent	Score	W/L
------	----------	-------	-----

D 8	Alumni	47-26	W
D 8	Alumni	43-35	W
D 16	at Western State	58-20	W
D 17	at Western State	49-41	W
D 19	at Colo.-St. Col.	38-33	W
D 20	at Colo. St. Col.	46-36	W
D 21	at Den. Piggly Wiggly	20-41	L
D 22	at Colorado Col.	43-30	W
D 23	at Colorado Col.	55-34	W
J 5	Henry's (Wichita)	30-47	L
J 6	Olson's Swedes	31-32	L
J 13	Utah	40-27	W
J 14	Utah	33-34	L
J 20	at Montana State	53-38	W
J 21	at Montana State	33-26	W
J 27	at Utah State	33-40	L
J 28	at Utah State	59-44	W
F 6	Montana State	42-29	W
F 7	Montana State	53-27	W
F 17	at Utah	43-42	W
F 18	at Utah	36-50	L
F 24	Utah State	37-30	W
F 25	Utah State	48-36	W
M 4	vs. Utah	43-26	W
M 9	Wyoming	25-35	L
M 10	Wyoming	37-33	W
M 11	Wyoming	41-39	W

Coach: G. Ott Romney  
Record: 20-7

## 1933-34

Date	Opponent	Score	W/L
D 6	Clark's Ins.	56-38	W
D 6	Alumni	56-51	W
D 11	Ogden Boosters	30-31	L
D 13	Denver AC	47-50	L
D 18	Colorado College	43-27	W
D 19	Granite Mart	56-35	W
D 21	vs. Ogden Boosters	26-36	L
D 22	vs. S. California	33-36	L
D 26	at Den. Piggly Wiggly	25-49	L
D 27	at Denver	43-38	W
D 28	at Denver AC	36-35	W
D 29	at Colorado Col.	31-38	L
D 30	at Western State	51-42	W
J 1	at Western State	54-32	W
J 2	at Cook's Sp. Goods	59-26	W
J 12	Utah State	57-34	W
J 13	Utah State	42-35	W
J 19	Montana State	48-31	W
J 20	Montana State	52-37	W
J 26	at Utah	41-37	W
J 27	at Utah	30-43	L
F 9	Utah	45-31	W
F 10	Utah	40-28	W
F 16	at Utah State	48-37	W
F 17	at Utah State	35-43	L
F 23	at Montana State	44-30	W
F 24	at Montana State	23-32	L
M 8	at Wyoming	38-43	L
M 9	at Wyoming (OT)	44-47	L

# all-time season results

M 10	at Wyoming	34-43	L
Coach: G. Ott Romney			
Record: 18-12			

## 1934-35

Date	Opponent	Score	W/L
N 21	Alumni	68-51	W
N 21	Alumni	51-53	L
N 30	Gibbs Ins.	65-26	W
N 30	Alumni	34-40	L
D 5	Pinney Beverage	49-33	W
D 10	CYO	63-37	W
D 13	Denver AC	29-36	L
D 20	at Creighton	48-38	W
D 21	at Colo. St. Col.	56-22	W
D 22	at Denver AC	33-41	L
D 28	Colorado St. Col.	46-35	W
D 29	vs. Colo. St. Col.	66-49	W
J 4	Branch AC	68-35	W
J 4	Dixie College	56-31	W
J 5	Branch AC	51-38	W
J 5	Dixie College	70-34	W
J 11	Utah	54-25	W
J 12	Utah	56-53	W
J 18	Montana State	62-28	W
J 19	Montana State	55-32	W
J 25	at Utah State	39-38	W
J 26	at Utah State	27-41	L
F 8	Utah State (OT)	47-48	L
F 9	Utah State	40-39	W
F 15	at Utah	46-50	L
F 16	at Utah	43-52	L
F 22	at Montana State	41-53	L
F 23	at Montana State	46-56	L

Coach: G. Ott Romney  
Record: 18-10

## 1935-36

Date	Opponent	Score	W/L
D 7	Alumni	72-52	W
D 13	Taylor Bros.	75-45	W
D 16	at Denver	45-49	L
D 17	at Nebraska	34-53	L
D 18	at Hastings	54-30	W
D 19	at Creighton	43-36	W
D 20	at Colorado Col.	38-41	L
D 21	at Colorado Col.	61-45	W
D 24	at Drake	63-38	W
D 28	Nebraska	46-39	W
D 30	Fresno State	63-54	W
D 31	Fresno State	72-41	W
J 4	Pac. States Pipe	75-16	W
J 10	at Montana State	45-40	W
J 11	at Montana State	40-42	L
J 17	Utah	42-34	W
J 18	Utah	47-42	W
J 27	Montana State	63-31	W
J 28	Montana State	39-42	L
F 7	Utah State	35-36	L
F 8	Utah State	33-37	L

F 14	at Utah	35-36	L
F 15	at Utah	37-36	W
F 21	at Utah State	39-32	W
F 22	at Utah State	41-51	L

Coach: Edwin R. Kimball  
Record: 16-9


## 1936-37

Date	Opponent	Score	W/L
D 5	Alumni	40-29	W
D 5	Alumni	58-31	W
D 11	Idaho State	30-24	W
D 12	Idaho State	34-35	L
D 18	vs. Western State	43-42	W
D 19	vs. Western State	39-42	L
D 21	Western State	66-35	W
D 30	at Loyola (Cal.)	32-35	L
J 2	at La Verne	66-21	W
J 4	at Fresno State	38-30	W
J 5	at Fresno State	45-44	W
J 6	at UC-Davis	38-28	W
J 7	at UC-Davis	33-32	W
J 8	at Nevada	42-38	W
J 9	at Nevada	36-24	W
J 15	Utah State	31-40	L
J 16	Utah State	49-35	W
J 22	Montana State	38-32	W
J 23	Montana State	42-37	W
J 29	at Utah	30-45	L
J 30	at Utah	40-41	L
F 5	at Montana State	33-71	L
F 6	at Montana State	45-55	L
F 12	at Utah State	55-45	W
F 13	at Utah State	38-47	L
F 19	Utah	35-43	L
F 20	Utah	36-31	W

Coach: Fred "Buck" Dixon  
Record: 17-10

## 1937-38

Date	Opponent	Score	W/L
D 11	Alumni	68-78	L
D 17	at Idaho State	30-38	L
D 18	at Idaho State	32-40	L
D 20	Idaho	40-45	L
D 21	Idaho	47-40	W
D 22	Hastings	47-43	W
D 30	Nevada	49-45	W
J 7	Nevada	42-44	L
J 8	Alumni	59-57	W
J 14	at Denver	63-51	W
J 15	at Colorado	37-54	L
J 21	at Utah State	53-60	L
J 22	Utah	41-48	L
J 28	Colorado State	50-46	W
J 29	Colorado	49-55	L
F 11	at Wyoming	47-61	L
F 12	at Colorado State	39-45	L
F 19	Wyoming	38-49	L
F 25	Utah State	58-50	W




**FRED DIXON**  
Years: 1936-38 (2)  
Record: 25-23 (.521)

F 26	Denver	74-41	W
M 4	at Utah	43-54	L

Coach: Fred "Buck" Dixon  
Record: 8-13

## 1938-39

Date	Opponent	Score	W/L
D 10	Weber College	37-45	L
D 10	Alumni	43-42	W
D 13	Ecker Studio	55-47	W
D 19	at Montana	50-71	L
D 20	at Montana	54-47	W
D 21	at Montana State	50-46	W
D 22	at Montana State	38-43	L
D 23	at Idaho State	40-17	W
D 24	at Idaho State	34-25	W
D 27	Montana	50-46	W
D 28	vs. Montana	38-45	L
J 7	Utah State	46-54	L
J 13	at Colorado	33-44	L
J 14	at Wyoming	27-35	L
J 20	Utah	40-32	W
J 27	Montana State	69-35	W



**EDWIN R. KIMBALL**  
Years: 1935-36, 38-41  
Record: 60-39 (.606)

F 7	Colorado	35-34	W
F 10	at Colorado State	43-44	L
F 11	at Denver	49-53	L
F 17	Denver	52-34	W
F 18	Wyoming	44-46	L
F 25	Colorado State	91-52	W
M 3	at Utah	47-52	L
M 4	at Utah State	38-53	L

Coach: Edwin R. Kimball  
Record: 12-12

## 1939-40

Date	Opponent	Score	W/L
D 9	Weber College	47-43	W
D 9	Alumni	52-54	L
D 15	Idaho State	42-48	L
D 16	Provo Lions	53-41	W
D 16	Idaho State	59-31	W
D 19	at Ricks College	77-49	W
D 20	vs. Oregon State	30-57	L
D 21	vs. Oregon State	47-42	W
D 29	Provo Lions	61-53	W
D 30	at Weber College	70-35	W
J 2	Clark's Ins.	66-53	W
J 5	at Montana State	47-33	W
J 6	at Montana State	58-35	W
J 13	Colorado	47-75	L
J 19	at Colorado State	32-40	L
J 20	at Denver	54-44	W
J 26	Denver	63-48	W
J 27	Wyoming	34-29	W
F 3	Colorado State	62-42	W
F 9	at Utah	39-45	L
F 10	at Utah State	35-55	L
F 17	Utah State	49-43	W
F 23	Utah	52-41	W
M 1	at Colorado	43-64	L
M 2	at Wyoming	50-45	W

Coach: Edwin R. Kimball  
Record: 17-8

## 1940-41

Date	Opponent	Score	W/L
D 7	Weber College	50-16	W
D 7	Alumni	70-40	W
D 13	at Idaho State	39-27	W
D 14	at Idaho State	56-29	W
D 18	at St. Barb. St. Col.	47-39	W
D 19	at San Diego St.	45-49	L
D 20	at San Diego St.	40-42	L
D 27	vs. Montana	47-41	W
D 28	vs. Montana	44-48	L
J 3	Montana State	67-45	W
J 4	Montana State	67-45	W
J 10	Utah State	66-34	W
J 17	at Wyoming	45-46	L
J 18	at Colorado	31-34	L
J 24	Wyoming	49-45	W
F 8	Utah	27-32	L
F 14	Colorado	45-50	L

# all-time season results

F 15	at Colorado State	40-36	W
F 21	at Denver (OT)	34-32	W
F 22	Denver	52-37	W
M 1	Colorado State	60-33	W
M 7	at Utah	39-50	L
M 8	at Utah State	47-48	L

Coach: Edwin R. Kimball  
Record: 14-9

## 1941-42

Date	Opponent	Score	W/L
D 6	Weber College	51-28	W
D 13	Idaho State	53-29	W
D 19	at Montana State	51-37	W
D 20	at Montana	46-34	W
D 22	at Montana State	64-48	W
D 23	at Idaho State	45-28	W
J 2	vs. Nevada	65-31	W
J 3	vs. Nevada	76-44	W
J 10	at Utah State	54-24	W
J 16	Wyoming	53-49	W
J 23	Denver	45-30	W
J 24	Colorado State	52-27	W
J 30	at Denver	46-34	W
J 31	at Wyoming	34-45	L
F 7	at Utah	50-42	W
F 14	Colorado	49-52	L
F 21	Utah State	57-52	W
F 27	at Colorado State	54-41	W
F 28	at Colorado	35-52	L
M 7	Utah	42-40	W

Coach: Floyd Millet  
Record: 17-3

## 1942-43

Date	Opponent	Score	W/L
N 28	Weber College	47-45	W
N 28	Alumni	52-35	W
D 9	at Canisius (OT)	50-49	W
D 12	at Long Island	40-43	L
D 15	at Temple	32-35	L
D 18	at Loyola (Ill.)	44-50	L
J 5	Carbon College	72-20	W
J 5	Snow College	78-38	W
J 12	Ecker Studio	39-30	W
J 15	at Utah State	38-43	L
J 16	at Utah State	58-41	W
J 22	at Snow College	74-43	W
J 29	Utah	41-30	W
J 30	Utah	41-29	W
F 5	at Weber College	53-51	W
F 12	at Utah	44-34	W
F 13	at Utah	47-45	W
F 19	Utah State	44-38	W
F 20	Utah State	63-59	W
F 25	at Wyoming	42-53	L
F 26	at Wyoming	43-47	L
F 27	at Wyoming	43-66	L

Coach: Floyd Millet  
Record: 15-7

Coach: Floyd Millet  
Record: 15-7

## 1943-44

Date	Opponent	Score	W/L
D 4	Alumni	57-54	W
D 11	at Canisius	45-36	W
D 14	at Long Island	41-56	L
D 18	at Albright	49-53	L
D 22	at Omaha	45-40	W

Coach: Floyd Millet  
Record: 3-2

## 1944-45

Date	Opponent	Score	W/L
N 30	Alumni	28-60	L
D 2	Montana State	51-31	W
D 8	Kearns Depot	39-41	L
D 9	Ecker Studio	48-56	L
D 15	at Idaho State	35-45	L
D 16	at Idaho State	45-33	W
D 20	vs. Ecker Studio	41-61	L
D 29	at Pepperdine	51-56	L
D 30	at Pratt Aircraft	43-44	L
J 2	at Walker Bomb.	48-45	W
J 3	at Walker Bomb.	59-47	W
J 5	at U.S. Naval Hosp.	44-34	W
J 12	at Kearns Depot	47-42	W
J 19	at Wyoming	41-51	L
J 20	at Colorado	36-55	L
J 26	Utah	46-51	L
F 3	Utah State	50-41	W
F 13	Colorado	60-58	W
F 17	at Denver	61-50	W
F 23	Denver	70-31	W
F 24	Wyoming	34-39	L
M 3	at Utah	52-56	L
M 7	at Utah State	64-37	W

Coach: Floyd Millet  
Record: 11-12

## 1945-46

Date	Opponent	Score	W/L
D 1	Alumni	61-62	L
D 6	vs. Wyoming	49-58	L
D 7	vs. Montana State	55-40	W
D 8	vs. Wyoming	37-52	L
D 10	vs. Idaho State	58-47	W
D 11	at Idaho State	54-47	W
	Clearfield Navy	60-16	W
D 21	at Kearns Depot	42-54	L
D 27	at Manhattan	53-43	W
J 1	at Canisius	62-52	W
J 3	at Northwestern	41-61	L
J 4	at Loyola (Ill.)	43-44	L
J 5	at Valparaiso	58-72	L
J 12	at Utah State	47-29	W
J 18	Wyoming	36-41	L
J 25	Denver	48-23	W
J 26	Colorado State	42-41	W
F 1	at Denver	37-36	W

F 2	at Wyoming	57-41	W
F 9	at Utah	28-46	L
F 16	Colorado	53-65	L
F 23	Utah State	64-48	W
M 2	at Colorado State	40-47	L
M 4	at Colorado	42-60	L
M 9	Utah	53-71	L

Coach: Floyd Millet  
Record: 12-13

## 1946-47

Date	Opponent	Score	W/L
N 30	Alumni	70-54	W
D 4	at Northern Ariz.	41-54	L
D 5	vs. Arizona State	55-58	L
D 6	vs. Arizona State	52-33	W
D 11	Washington State	49-50	L
D 12	Washington State	44-38	W
D 14	Idaho State	50-39	W
D 20	vs. San Francisco+	45-36	W
D 21	at Nevada+	32-50	L
J 1	at Long Island	59-62	L
J 4	at Temple	57-55	W
J 6	at Western Ken.	44-62	L
J 7	at Western Ken.	40-59	L
J 17	at Colorado	44-56	L
J 18	at Denver	51-64	L
J 24	Wyoming	44-51	L
J 31	Colorado State	69-47	W
F 8	Utah	54-62	L
F 14	at Colorado State	48-51	L
F 15	at Wyoming	47-70	L
F 21	Colorado	47-36	W
F 22	Utah State	62-40	W
F 28	Denver	56-59	L
M 4	at Utah State	49-52	L
M 8	at Utah	66-82	L

Coach: Floyd Millet  
Record: 9-16  
+ Reno Tournament

## 1947-48

Date	Opponent	Score	W/L
N 29	Alumni	65-54	W
	at Camp Monmouth	60-30	W
D 4	at CCNY (OT)	56-61	L
D 5	at Syracuse	52-74	L
D 6	at Niagara	54-53	W
D 8	at West Virginia	51-68	L
D 9	at Duquesne	39-51	L
D 15	Arizona State	46-45	W
D 16	Arizona State	48-45	W
D 26	vs. Arkansas+	65-58	W
D 27	vs. Syracuse+	45-53	L
D 30	vs. Idaho+	41-42	L
J 2	at Nevada	44-45	L
J 3	at Nevada	57-64	L
J 10	Ecuador	67-21	W
J 16	Denver	75-69	W
J 17	at Utah	65-63	W
J 23	at Denver	53-58	L
J 24	at Colorado State	64-51	W
J 26	at Wyoming	45-39	W
J 31	Utah State	66-47	W
F 7	Wyoming	57-42	W
F 16	Colorado State	79-48	W
F 21	Utah	55-51	W
F 28	at Utah State	65-68	L
M 8	vs. Delta St.(OT)#	66-61	W
M 10	vs. Indiana State#	68-82	L

Coach: Floyd Millet  
Record: 16-11

+ Los Angeles Invitational Tournament  
# National Intercollegiate Tournament (Kansas City)

## 1948-49

Date	Opponent	Score	W/L
N 20	Alumni	64-49	W
N 26	at Idaho State	58-43	W
N 27	at Idaho State	52-46	W
D 4	at CCNY	57-70	L
D 6	at Muhlenberg	60-56	W
D 8	at Valparaiso	62-57	W
D 10	at La Salle	54-76	L
D 17	San Jose State	60-47	W
D 18	San Jose State	73-67	W
D 29	vs. Montana+	74-76	L
D 30	vs. Marshall+	64-83	L
J 3	vs. Nevada+	59-56	W
J 4	vs. Nevada+	61-57	W
J 10	Denver	48-50	L
J 14	at Wyoming	48-59	L
J 15	at Wyoming	38-58	L
J 17	at Denver	51-48	W
J 21	Utah State	60-51	W
J 22	Utah State	64-56	W
J 24	Wyoming	54-42	W
J 29	at Utah	56-55	W
J 31	Utah	65-45	W



**FLOYD MILLETT**

Years: 1941-49 (8)  
Record: 105-77 (.577)

# all-time season results

F 4	at Colorado State	66-54	W
F 5	at Colorado State	54-62	L
F 7	at Denver	54-68	L
F 11	at Utah State	54-58	L
F 12	at Utah State	67-54	W
F 18	at Utah	49-58	L
F 19	Utah	52-54	L
F 21	Wyoming	50-48	W
F 25	Colorado State	79-49	W
F 26	Colorado State	72-52	W
M 7	vs. N.W. Okla. St.#	79-50	W
M 8	vs. N. W. La. St.	#57-59	L

Coach: Floyd Millet

Record: 21-13

+ Los Angeles Invitational Tournament  
# NAIB Tournament (Kansas City)

## 1949-50

Date	Opponent	Score	W/L
D 2	at Idaho State	67-44	W
D 3	at Idaho State	83-56	W
D 8	at Regis	53-37	W
D 9	vs. Wyoming	57-54	W
D 10	at Denver	56-54	W
D 13	vs. Culver-Stockton	*69-57	W
D 15	at Pepperdine*	39-45	L
D 16	vs. Gonzaga*	41-46	L
D 29	at Beloit*	61-63	L
D 31	at Toledo*	51-66	L
	at Bowling Green	50-75	L
J 2	at Loyola (Ill.)	54-45	W
J 13	at Wyoming	39-46	L
J 14	at Wyoming	27-53	L
J 16	at Denver	63-45	W
J 20	Denver	55-39	W
J 21	Utah State	71-41	W
J 23	at Utah State	48-47	W
J 28	at Utah	71-51	W
J 30	Utah	61-51	W

F 3	Colorado State	46-42	W
F 4	Colorado State	58-45	W
F 10	at Denver	46-54	L
F 11	at Colorado State	30-40	L
F 13	at Colorado State	46-55	L
F 17	Utah	42-56	L
F 18	at Utah	56-46	W
F 24	at Utah State	60-46	W
F 25	Utah State	63-35	W
M 3	Wyoming	55-44	W
M 4	Wyoming	70-52	W
M 6	Denver	75-50	W
M 24	vs. Baylor#	55-56	L
M 25	vs. UCLA#	83-62	W

Coach: Stan Watts

Record: 22-12

\* Los Angeles Invitational  
# NCAA (Kansas City)

## 1950-51

Date	Opponent	Score	W/L
N 24	Regis	68-55	W
N 25	Regis	71-58	W
D 2	at Niagara	84-69	W
D 5	at CCONY	69-71	L
D 7	at E. Kentucky	63-58	W
D 9	at Marshall	70-57	W
D 19	Indiana State	75-72	W
D 20	Indiana State	79-58	W
D 27	vs. Utah*	49-58	L
D 29	vs. New Mexico	*64-56	W
D 30	vs. Colorado St.	*77-52	W
J 5	at Denver	53-47	W
J 6	at Denver	41-42	L
J 8	at Wyoming	61-57	W
J 12	at Utah State	72-59	W
J 13	at Utah State	68-72	L
J 19	Wyoming	64-58	W
J 20	Wyoming	65-38	W

J 25	Denver	91-58	W
J 27	Denver	60-44	W
F 2	Utah State	83-57	W
F 3	Utah State 51(59YMG))	42	W
F 8	Colorado State	70-42	W
F 9	Colorado State	65-40	W
F 16	at Utah	73-60	W
F 17	Utah	49-54	L
F 23	at Colorado State	50-45	W
F 24	at Colorado State	60-51	W
F 26	at Wyoming	49-50	L
M 2	at Utah	58-67	L
M 3	Utah	69-50	W
M 12	vs. St. Louis+	75-58	W
M 15	vs. Seton Hall+	69-59	W
M 17	vs. Dayton+	62-43	W
M 21	vs. San Jose St.#	68-61	W
M 23	vs. Kansas State#	54-64	L
M 24	vs. Washington#	67-80	L

Coach: Stan Watts

Record: 28-9

\* Conference Tournament  
+ NIT (New York)  
NIT Champions  
# NCAA (Kansas City)

## 1951-52

Date	Opponent	Score	W/L
D 1	Arizona	68-62	W
D 3	at Hamline	62-72	L
D 6	at St. John's	52-66	L
D 8	at Niagara*	53-48	W
D 10	at Syracuse	58-63	L
D 12	at Toledo	58-57	W
D 21	Santa Clara	64-59	W
D 22	Santa Clara	66-61	W
D 28	vs. Kentucky*	64-84	L
D 29	vs. Villanova*	58-72	L
J 11	Denver	55-51	W
J 12	Montana	80-56	W
J 19	Colorado State	68-47	W
J 24	at Denver	59-53	W
J 26	at New Mexico	72-49	W
F 1	at Utah State	40-57	L
F 2	Utah	48-51	L
F 8	at Montana	50-47	W
F 15	Utah State	69-67	W
F 16	Wyoming	43-48	L
F 23	New Mexico	90-61	W
F 29	at Colorado State	75-65	W
M 1	at Wyoming	49-55	L
M 8	at Utah	50-61	L

Coach: Stan Watts

Record: 14-10

\* Sugar Bowl Tournament

## 1952-53

Date	Opponent	Score	W/L
N 28	at Idaho State	69-44	W
N 29	at Idaho State	65-47	W

D 5	Cal State-LA	82-49	W
D 6	Cal State-LA	56-37	W
D 12	San Francisco	53-52	W
D 16	Washington State	64-44	W
D 19	at Oregon State	69-66	W
D 20	at Oregon State	65-67	L
D 22	St. Louis	86-69	W
D 27	at E. Kentucky	67-69	L
D 29	vs. Duke*	69-68	W
D 30	vs. Wake Forest*	84-58	W
D 31	at N.C. State*	59-75	L
J 3	at Utah State	72-66	W
J 8	at Denver	55-54	W
J 10	at New Mexico	73-57	W
J 16	at Montana	51-56	L
J 23	Wyoming	71-42	W
J 24	Colorado State	75-47	W
J 30	Montana	91-56	W
J 31	Utah State	77-60	W
F 7	at St. Mary's (Cal)	78-50	W
F 8	at Santa Clara	64-72	L
F 14	Utah	62-50	W
F 21	at Utah	73-50	W
F 27	at Wyoming	59-63	L
F 28	at Colorado State	57-63	L
M 5	Denver	69-40	W
M 6	New Mexico	61-43	W
M 9	vs. Niagara+	76-82	L

Coach: Stan Watts

Record: 22-8

\* Dixie Classic  
+ NIT (New York)

## 1953-54

Date	Opponent	Score	W/L
D 4	Idaho State	70-59	W
D 5	Idaho State	63-50	W
D 11	TCU	59-48	W
D 12	TCU	71-61	W
D 18	Murray State	77-65	W
D 19	Murray State	89-66	W
D 22	San Francisco	68-61	W
D 26	at Manhattan*	75-58	W
D 28	vs. Duquesne*	47-69	L
D 30	vs. La Salle*	62-74	L
J 2	at Bradley	50-77	L
J 5	at St. Louis	74-86	L
J 8	Denver	81-58	W
J 9	New Mexico	76-63	W
J 14	at Utah State	68-73	L
J 16	at Montana	71-62	W
J 22	Montana	62-54	W
J 23	Utah State	75-63	W
J 29	at Washington	89-79	W
J 30	at Washington	51-55	L
F 12	at Wyoming	47-63	L
F 13	at Colorado State	76-77	L
F 19	at Utah	85-76	W
F 20	Utah	64-70	L
F 26	Wyoming	51-42	W
F 27	Colorado State	69-71	L



### STAN WATTS

Years: 1949-72 (23)

Record: 372-254 (.594)

Watts coached the Cougars for 23 years before stepping down to take on the role of Athletic Chairman in 1972. His teams won two NIT titles ('51 and '66) and eight conference championships. His overall record was 372-254. Watts was the president of the

National Association of Basketball Coaches (1969-70), and a member of the NCAA rules committee. He coached football, baseball, track, and basketball while at BYU. Watts was inducted into the Basketball Hall of Fame in Springfield, Mass., on March 6, 1986, making him the first Cougar to receive the prestigious honor.



# all-time season results

M 4	at New Mexico	84-79	W
M 6	at Denver	69-57	W
M 8	vs. St. Francis PA	+68-81	L

Coach: Stan Watts  
Record: 18-11  
\* Holiday Festival  
+ NIT (New York)

## 1954-55

Date	Opponent	Score	W/L
D 4	at Colorado	66-88	L
D 6	at Colorado	46-65	L
D 10	Washington	44-64	L
D 11	Washington (OT)	69-64	W
D 17	Baylor	78-66	W
D 18	Baylor	66-67	L
D 22	Michigan	70-60	W
D 30	at W. Kentucky	78-89	L
J 1	at Murray St.(OT)	85-86	L
J 4	at Manhattan	75-78	L
J 6	at New Mexico	92-62	W
J 8	at Denver	90-68	W
J 14	Montana	92-68	W
J 15	Utah State	58-62	L
J 21	at Colorado State	74-68	W
J 22	at Wyoming	60-68	L
J 28	at Oregon	71-82	L
J 29	at Oregon	76-81	L
F 11	Utah (OT)	76-74	W
F 12	at Utah	71-78	L
F 17	at Utah State	71-76	L
F 19	at Montana	63-62	W
F 25	Colorado State	94-65	W
F 26	Wyoming	75-62	W
M 4	Denver	78-62	W
M 5	New Mexico	74-48	W

Coach: Stan Watts  
Record: 13-13

## 1955-56

Date	Opponent	Score	W/L
D 2	UCLA	75-58	W
D 3	UCLA	67-65	W
D 9	Oregon	72-61	W
D 10	Oregon	83-52	W
D 16	Colorado	70-53	W
D 17	Colorado	84-53	W
D 21	at N. Carolina St.	81-95	L
D 22	at Wake Forest	80-86	L
D 27	vs. Toledo*	89-70	W
D 28	at Detroit*	99-77	W
D 30	at Michigan	79-80	L
J 6	at Montana	73-64	W
J 13	Colorado State	61-49	W
J 14	Wyoming	74-48	W
J 21	Oklahoma City	60-62	L
J 28	at Utah State	56-63	L
F 3	New Mexico	87-53	W
F 4	Denver	81-65	W
F 9	Utah State	92-62	W

F 11	at Utah	63-82	L
F 17	at Colorado State	59-70	L
F 18	at Wyoming	78-67	W
F 24	Utah	77-82	L
F 25	Montana	95-73	W
M 1	at New Mexico	75-69	W
M 3	at Denver	96-86	W

Coach: Stan Watts  
Record: 18-8  
\* Motor City Tourney

## 1956-57

Date	Opponent	Score	W/L
N 20	Oregon State	55-62	L
D 1	Washington	70-66	W
D 6	at Iowa State	48-57	L
D 8	at Michigan State	61-79	L
D 14	at UCLA	69-74	L
D 15	at UCLA	59-58	W
D 21	Bowling Green	73-56	W
D 22	Bowling Green	78-69	W
D 26	at St. John's*	89-75	W
D 28	vs. Notre Dame*	66-91	L
D 29	vs. Ohio State	84-78	W
J 4	Montana	85-68	W
J 11	at Colorado State	66-61	W
J 12	at Wyoming	82-71	W
J 18	at Utah State	75-76	L
J 25	Utah State	93-76	W
J 26	St. Mary's (CA)	69-65	W
F 2	at Denver	74-65	W
F 4	at New Mexico	73-60	W
F 10	Utah	81-77	W
F 15	Colorado State	81-66	W
F 16	Wyoming	69-47	W
F 21	at Utah	66-88	L
F 23	at Montana	63-71	L
M 1	New Mexico	67-41	W
M 2	Denver	65-51	W
M 15	vs. California#	59-86	L
M 16	vs. Idaho State#	65-54	W

Coach: Stan Watts  
Record: 19-9  
\* Holiday Festival Tourn.  
# NCAA (Corvallis)

## 1957-58

Date	Opponent	Score	W/L
D 6	at Washington	45-43	W
D 7	at Washington	52-63	L
D 12	Iowa State	45-54	L
D 14	Portland	63-54	L
D 21	Oregon	55-63	L
D 23	Oregon	76-79	L
D 28	at Tennessee	68-83	L
	at Alabama	74-77	L
J 2	at Vanderbilt	56-89	L
J 3	at Loyola (L.A.)	90-84	W
J 10	Montana	69-71	L
J 11	at Montana State	64-80	L

J 17	Colorado State	90-80	W
J 18	Wyoming	62-50	W
J 24	at Utah	81-67	W
J 31	at Utah State	67-55	W
F 1	Montana State	67-53	W
F 7	New Mexico	66-53	W
F 8	Denver	72-60	W
F 15	Utah State	69-66	W
F 21	at Wyoming	46-74	L
F 22	at Colorado State	49-74	L
F 27	Utah	56-74	L
M 1	Montana	81-73	W
M 6	at Denver	57-65	L
M 8	at New Mexico	77-54	W

Coach: Stan Watts  
Record: 12-14

## 1958-59

Date	Opponent	Score	W/L
D 3	at Portland	77-72	W
D 5	at Oregon (OT)	75-79	L
D 6	at Oregon	67-71	L
D 12	Washington State	72-59	W
D 15	Kansas State	77-68	W
D 19	Santa Clara	80-59	W
D 20	Santa Clara	75-65	W
D 22	St. Mary's (Cal.)	72-67	W
D 27	vs. Dartmouth*	75-88	L
D 29	vs. Seton Hall* (OT)	80-82	L
J 1	at Ohio State	81-100	L
J 3	at Dayton	70-62	W
J 10	Montana	82-59	W
J 16	at Colorado State	62-72	L
J 17	at Wyoming	73-71	W
J 23	Utah	56-70	L
J 30	Utah State	77-54	W
F 5	at New Mexico	85-77	W
F 7	at Denver	90-101	L
F 14	at Utah State	67-74	L
F 20	Wyoming	78-43	W
F 21	Colorado State	88-63	W
F 26	Utah (OT)	74-76	L
F 28	at Montana	68-93	L
M 6	Denver	72-67	W
M 7	New Mexico	92-62	W

Coach: Stan Watts  
Record: 15-11  
\* Queen City Invitational

## 1959-60

Date	Opponent	Score	W/L
D 4	Washington	54-52	W
D 5	Washington	52-60	L
D 11	at UCLA	42-62	L
D 12	at So. California	61-79	L
D 18	at Kansas State	55-86	L
D 19	at Kansas	64-96	L
D 21	Michigan State	79-75	W
D 22	Ohio State	79-91	L
D 28	at Miami (Fla.)	93-110	L

D 29	vs. Florida	74-65	W
J 2	at Loyola (La.) (OT)	76-84	L
J 9	at Montana	63-58	W
J 15	Colorado State	51-53	L
J 16	Wyoming	73-52	W
J 22	at Utah	69-76	L
J 29	at Utah State	53-84	L
F 5	New Mexico	95-67	W
F 6	Denver	66-86	L
F 13	Utah State	64-75	L
F 19	at Wyoming	75-70	W
F 20	at Colorado State	53-65	L
F 25	Utah	75-87	L
F 27	Montana	67-87	L
M 3	at Denver	68-88	L
M 5	at New Mexico	75-69	W

Coach: Stan Watts  
Record: 8-17

## 1960-61

Date	Opponent	Score	W/L
D 2	at Washington	65-63	W
D 3	at Washington	54-74	L
D 9	Oklahoma	56-60	L
D 10	Miami (Fla.)	112-80	W
D 12	TCU	74-65	W
D 15	Memphis State	72-75	L
D 17	New Mexico State	65-69	L
D 20	Kansas	80-70	W
D 22	Kent State	66-51	W
D 27	at Louisville	67-95	L
D 29	vs. Citadel*	83-94	L
D 30	vs. Louisiana St.*	67-57	W
J 7	Montana	74-66	W
J 13	at Colorado State	49-73	L
J 14	at Wyoming	71-79	L
J 20	Utah	91-86	W
J 27	Utah State	75-57	W
F 2	at New Mexico	97-76	W
F 4	at Denver	89-60	W
F 13	at Utah State	73-94	L
F 17	Wyoming	89-80	W
F 18	Colorado State	58-65	L
F 23	at Utah	80-95	L
F 25	at Montana	72-64	W
M 3	Denver	74-67	W
M 4	New Mexico	70-65	W

Coach: Stan Watts  
Record: 15-11  
\* Poinsettia Tournament

## 1961-62

Date	Opponent	Score	W/L
D 1	UCLA	68-66	W
D 2	UCLA	86-83	W
D 8	at Santa Clara	53-64	L
D 9	at Santa Clara	55-72	L
D 15	at Oklahoma State	44-61	L
D 16	at Oklahoma	81-74	W
D 18	Air Force	66-68	L

# all-time season results

D 20	San Jose State*	54-60	W
D 22	Pacific	69-67	W
D 27	at New Mexico St.	64-70	L
D 29	at Arizona	58-60	L
D 30	at Arizona State	54-94	L
J 6	at Montana	63-59	W
J 12	Wyoming	73-63	W
J 13	Colorado State	69-75	L
J 23	at Utah	89-94	L
J 26	at Utah State	69-88	L
F 2	Denver	98-73	W
F 3	New Mexico	76-74	W
F 10	Utah State	70-80	L
F 15	at Colorado State	65-73	L
F 17	at Wyoming	71-87	L
F 22	Montana	80-66	W
F 24	Utah	101-106	L
M 1	at New Mexico	70-80	L
M 3	at Denver	88-91	L

Coach: Stan Watts

Record: 10-16

\* SJSU forfeited game

## 1962-63

Date	Opponent	Score	W/L
N 30	at Oregon	80-75	W
D 1	Oregon	62-80	L
D 7	Oklahoma City	71-79	L
D 8	Oklahoma City	61-70	L
D 14	Wichita State	61-67	L
D 15	Wichita State (OT)	89-91	L
D 21	Baylor	79-65	W
D 22	Baylor	75-57	W
D 26	at La Salle*	84-73	W
D 28	vs. Providence*	81-78	W
D 29	at St. Joseph's*	64-76	L
D 31	at Ohio State	91-97	L
J 2	at Memphis State	76-99	L
J 5	at Utah State	58-69	L
J 11	at Arizona State	84-89	L
J 12	at Arizona	80-75	W
J 19	Utah	71-53	W
J 26	Utah State	67-70	L
F 2	Montana	83-80	W
F 8	New Mexico	76-73	W
F 9	Wyoming	89-77	W
F 15	Arizona	77-72	W
F 16	Arizona State	87-104	L
F 23	at Utah	100-106	L
F 28	at Wyoming	80-76	W
M 2	at New Mexico	59-84	L

Coach: Stan Watts

Record: 12-14

\* Quaker City Tournament

## 1963-64

Date	Opponent	Score	W/L
D 6	at UCLA	71-113	L
D 7	at So. California	74-67	W
D 12	Oklahoma State	64-71	L

D 14	Air Force	61-65	L
D 20	Rice	89-78	W
D 23	Michigan State	95-90	W
D 27	vs. Seattle*	77-74	W
D 28	vs. Oregon*	80-70	W
D 30	vs. Oregon State	58-68	L
J 2	at Montana	89-65	W
J 4	at Montana State	96-83	W
J 10	New Mexico	57-59	L
J 11	Wyoming	96-91	W
J 18	at Denver	65-71	L
J 25	at Utah State	90-105	L
J 31	Utah State	73-90	L
F 1	Denver	57-56	W
F 8	at Utah	89-91	L
F 14	at Arizona State	85-110	L
F 15	at Arizona	67-80	L
F 22	Utah	75-72	W
F 29	Arizona State	106-90	W
M 1	Arizona	84-71	W
M 5	at New Mexico	80-84	L
M 7	at Wyoming	96-90	W

Coach: Stan Watts

Record: 13-12

\* Far West Classic

## 1964-65

Date	Opponent	Score	W/L
D 4	Oregon	99-70	W
D 5	Oregon	98-79	W
D 11	at Wichita State	76-93	L
D 12	at Wichita State	65-81	L
D 18	Santa Clara	102-82	W
D 19	Santa Clara	109-80	W
D 22	Ohio State	112-71	W
D 28	vs. Creighton*	109-74	W
D 29	vs. DePaul*	75-84	L
D 30	vs. Xavier*	115-103	W
J 6	Seattle	92-72	W
J 9	at Utah State	99-90	W
J 15	at Arizona	73-75	L
J 16	at Arizona State	111-102	W
J 23	Utah	98-67	W
J 29	at Air Force	110-77	W
J 30	at Denver	96-85	W
F 4	Mquette	91-64	W
F 6	Utah State	89-80	W
F 11	at Wyoming	96-94	W
F 13	at New Mexico	70-89	L
F 20	at Utah	108-99	W
F 26	Arizona	92-88	W
F 27	Arizona State	104-91	W
M 5	Wyoming	102-87	W
M 6	New Mexico	70-67	W
M 13	UCLA#	76-100	L
M 14	Oklahoma City#	102-112	L

Coach: Stan Watts

Record: 21-7

WAC Champion

\* All College Tournament

# NCAA (Provo)

## 1965-66

Date	Opponent	Score	W/L
D 3	Illinois	109-98	W
D 4	Houston	111-82	W
D 10	at Americas (exh.)	123-66	W
D 17	at Santa Clara	103-85	W
D 18	at Santa Clara	87-79	W
D 21	St. Joseph's	103-83	W
D 27	at La Salle	69-71	L
D 29	vs. St. Bonaventure	99-87	W
D 30	vs. Cornell	105-92	W
J 7	Arizona State	95-81	W
J 8	Arizona	87-74	W
J 13	at New Mexico	78-81	L
J 15	at Wyoming	101-107	L
J 22	Utah State	115-81	W
F 5	at Utah	94-93	W
F 11	at Utah State	96-88	W
F 12	Denver	102-76	W
F 18	at Arizona State	94-101	L
F 19	at Arizona	62-76	L
F 25	New Mexico	89-60	W
F 26	Wyoming	98-90	W
M 5	Utah	115-100	W
M 14	vs. Temple+	90-78	W
M 17	vs. Army+	66-60	W
M 19	vs. NYU+	97-84	W

Coach: Stan Watts

Record: 20-5

+ NIT (New York)

NIT Champions

## 1966-67

Date	Opponent	Score	W/L
D 2	New Mexico State	97-66	W
D 9	Denver	87-64	W
D 10	St. Mary's (Cal.)	108-57	W
D 16	at Seattle (OT)	83-85	L
D 17	at Oregon State	76-92	L
D 20	Loyola (Ill.)	113-98	W
D 26	vs. St. Joseph's*	61-67	L
D 27	vs. St. Bonaventure*	96-84	W
D 30	at St. John's*	73-76	L
J 2	at Mquette	70-81	L
J 6	Utah State	92-66	W
J 13	at Arizona	77-64	W
J 14	at Arizona St.(OT)	78-74	W
J 20	Wyoming	97-75	W
J 21	New Mexico	89-73	W
J 28	vs. UTEP	76-85	L
F 4	at Utah State	88-113	L
F 11	at Utah	64-62	W
F 17	Utah	61-60	W
F 23	at New Mexico	75-97	L
F 25	at Wyoming	56-67	L
M 3	Arizona State	110-93	W
M 4	Arizona	70-58	W
M 11	vs. Wyoming	63-70	L

Coach: Stan Watts

Record: 14-10

WAC Champion-tie

\* Holiday Festival

## 1967-68

Date	Opponent	Score	W/L
D 2	at Denver	88-78	W
D 4	Texas Tech	72-58	W
D 9	Texas	63-50	W
D 14	at Illinois	55-63	L
D 16	at Houston	69-102	L
D 22	Santa Clara	75-80	L
D 23	Santa Clara	91-46	W
D 28	vs. Xavier*	87-75	W
D 29	vs. Virginia Tech*	97-64	W
D 30	at Oklahoma City*	88-91	L
J 1	at St. Joseph's	74-88	L
J 6	Utah State	104-98	W
J 12	Arizona	72-62	W
J 13	Arizona State	94-78	W
J 18	at Wyoming	70-81	L
J 20	at New Mexico	69-84	L
J 26	vs. UTEP	81-59	W
J 27	at Loyola (Ill.)	65-67	L
F 1	at Utah State	118-103	W
F 10	at Utah	89-91	L
F 16	New Mexico	67-76	L
F 17	Wyoming	101-77	W
F 24	Utah	93-90	W
M 1	at Arizona State	97-99	L
M 2	at Arizona	85-96	L

Coach: Stan Watts

Record: 13-12

\* All College Tournament

## 1968-69

Date	Opponent	Score	W/L
N 30	So. California	95-86	W
D 5	at New Mexico St.	65-83	L
D 7	Seattle	102-90	W
D 13	at San Francisco*	75-79	L
D 14	vs. Houston*	75-98	L
D 20	Oregon State	89-67	W
D 21	Denver	97-67	W
D 23	Syracuse	73-77	L
D 26	vs. California ^	82-74	W
D 28	vs. Oregon ^ (OT)	74-82	L
D 30	vs. Oregon State ^	69-64	W
J 3	at Stanford	95-89	W
J 4	at Stanford	78-94	L
J 11	at Utah State	84-91	L
J 16	Wyoming	89-78	W
J 18	New Mexico	75-65	W
J 23	at Arizona	70-76	L
J 25	at Arizona State	94-109	L
J 30	Utah State	113-82	W
F 1	St. Francis	98-85	W
F 8	Utah	73-67	W
F 13	Arizona St	102-89	W
F 15	Arizona	70-66	W

# all-time season results

F 22	at Utah	85-98	L
F 27	at New Mexico (OT)	77-71	W
M 1	at Wyoming	69-79	L
M 5	vs. Wyoming	95-82	W
M 8	at New Mexico St. #	62-74	L

Coach: Stan Watts

Record: 16-12

\* Cable Car Classic

^ Far West Classic

# NCAA (Las Cruces)

## 1969-70

Date	Opponent	Score	W/L
D 5	California	98-79	W
D 6	California	75-77	L
D 11	New Mexico St.(OT)	78-80	L
D 13	San Jose State	92-77	W
D 18	at Texas Tech	88-81	W
D 20	at Texas (20T)	73-76	L
D 20	at Denver	55-73	L
D 27	vs. Cornell*	62-68	L
D 29	vs. Georgia* (20T)	89-82	W
D 30	vs. Wake Forest*	93-108	L
J 3	at Utah	76-82	L
J 8	at Arizona	77-90	L
J 9	at Arizona State	88-98	L
J 15	at Utah State	94-97	L
J 24	Utah	81-91	L
J 29	New Mexico	77-90	L
J 31	UTEP	87-72	W
F 5	at Colorado State	71-94	L
F 7	at Wyoming	73-98	L
F 12	Arizona State	97-91	W
F 13	Arizona	93-78	W
F 19	Wyoming	71-73	L
F 21	Colorado State	96-84	W
F 26	at UTEP	70-81	L
F 28	at New Mexico	68-82	L
M 4	Utah State	73-86	L

Coach: Stan Watts

Record: 8-18

\* Quaker City Tournament

## 1970-71

Date	Opponent	Score	W/L
D 4	Stanford	70-62	W
D 5	Stanford	85-64	W
D 7	New Mexico State	86-75	W
D 11	at So. California	65-101	L
D 12	at Oregon State	80-99	L
D 14	at Seattle	80-99	L
D 16	Denver	100-72	W
D 19	Utah State	111-83	W
D 22	at Santa Clara*	68-67	W
D 29	vs. Villanova*	102-93	W
D 30	at Hawai'i*	90-94	L
J 8	at New Mexico	72-62	W
J 9	at UTEP	64-66	L
J 15	Colorado State	75-73	W
J 17	Wyoming	82-68	W

J 23	at Utah State	70-72	L
J 28	at Arizona State	86-87	L
J 30	at Arizona	76-81	L
F 6	Utah	103-89	W
F 11	UTEP	75-48	W
F 13	New Mexico	70-68	W
F 19	at Wyoming	72-78	L
F 20	at Colo. St. (20T)	98-92	W
F 26	Arizona	95-83	W
F 27	Arizona State	83-74	W
M 6	at Utah	98-87	W
M 13	at Utah State	91-82	W
M 18	vs. UCLA#	73-91	L
M 20	vs. Pacific#	81-84	L

Coach: Stan Watts

Record: 18-11

WAC Champion

\* Rainbow Classic

# NCAA (Salt Lake City)

## 1971-72

Date	Opponent	Score	W/L
D 3	Kansas State*	78-72	W
D 4	St. Joseph's*	73-72	W
D 9	New Mexico State	90-80	W
D 11	Creighton	96-68	W
D 15	at Oklahoma State	84-74	W
D 17	at Kansas ^	67-83	L
D 19	vs. Cincinnati ^	82-79	W
D 21	at Utah State	87-84	W
D 28	vs. Indiana+	50-61	L
D 29	vs. Rice+	96-73	W
J 7	Arizona State	111-102	W
J 8	Arizona	88-67	W
J 15	at Utah	67-61	W
J 22	Utah State	101-82	W
J 27	at Colorado State	75-68	W
J 29	at Wyoming	101-74	W
F 3	New Mexico	70-62	W
F 5	UTEP (20T)	57-53	W
F 11	at Arizona	86-78	W
F 12	at Arizona State	95-99	L
F 19	Utah	79-66	W
F 25	Wyoming	70-56	W
F 26	Colorado State	105-85	W
M 3	at UTEP	69-73	L
M 4	at New Mexico	61-60	W
M 11	vs. L. Beach St.# (OT)	90-95	L

Coach: Stan Watts

Record: 21-5

WAC Champion

\* BYU Basketball Classic

^ Jayhawk Classic

+ Old Dominion Classic

# NCAA (Pocatello)

## 1972-73

Date	Opponent	Score	W/L
D 1	Santa Clara	84-73	W
D 2	Santa Clara	64-66	L

D 7	vs. Michigan	83-77	W
D 9	Wisconsin-Mil.	101-83	W
D 13	Oklahoma State	96-69	W
D 16	Utah State	88-80	W
D 22	Cal-State Ful.	89-68	W
D 28	vs. Texas A & M*	83-81	W
D 29	vs. Florida State*	80-77	W
D 30	vs. L. Beach St.*	89-101	L
J 5	Colorado St. (OT)	86-93	L
J 6	Wyoming	62-58	W
J 11	at New Mexico	62-69	L
J 12	at UTEP	56-55	W
J 20	at Utah State	79-69	W
J 17	Niagara	93-83	W
J 25	Arizona	93-79	W
J 27	Arizona State	81-67	W

F 3	Utah	89-73	W
F 9	at Wyoming	67-54	W
F 10	at Colorado State	78-74	W
F 15	UTEP	48-43	W
F 17	New Mexico	66-76	L
F 23	at Arizona State	90-86	W
F 24	at Arizona	94-100	L
M 3	at Utah	71-86	L

Coach: Glenn Potter

Record: 19-7

\* All College Tournament

## 1973-74

Date	Opponent	Score	W/L
N 30	Weber State	77-76	W
D 1	Idaho State	83-82	W
D 7	at New Mexico St.	72-78	L
D 8	at New Mexico St.	74-93	L
D 13	at Denver	97-87	W
D 15	at Kansas State	85-95	L
D 17	at Creighton @ Omaha	86-99	L
D 22	Utah State	86-87	L
D 26	vs. Indiana*	52-96	L
D 28	vs. Army*	81-72	W
D 29	vs. West Virginia*	85-83	W
J 4	at UTEP	62-58	W
J 5	at New Mexico	75-84	L

J 12	at Utah	86-104	L
J 19	at Utah State	86-93	L
J 25	Arizona State	89-71	W
J 26	Arizona	91-93	L
J 31	at Colorado State	52-69	L
F 2	at Wyoming (OT)	78-75	W
F 7	New Mexico	77-96	L
F 9	UTEP	56-54	W
F 16	Utah	74-89	L
F 21	at Arizona	90-118	L
F 23	at Arizona State	77-100	L
F 28	Wyoming	74-62	W
M 2	Colorado State	70-69	W

Coach: Glenn Potter

Record: 11-15

\* Far West Classic

## 1974-75

Date	Opponent	Score	W/L
N 29	Texas	80-72	W
D 6	at Weber State	63-76	L
D 7	Wichita State	69-80	L
D 13	at San Francisco	84-103	L
D 14	at Seattle	85-72	W
D 20	Rhode Island	82-49	W
D 21	Denver	90-89	W
D 28	Utah State	79-83	L
D 30	Bradley	100-87	W
D 31	Davidson	90-76	W
J 4	NE Louisiana	100-81	W
J 10	Arizona State	80-110	L
J 11	Arizona	66-83	L
J 18	at Utah	73-91	L
J 24	at UTEP	60-86	L
J 25	at New Mexico	96-78	W
F 1	at Utah State	84-92	L
F 7	Colorado State	88-75	W
F 8	Wyoming	75-73	W
F 14	at Arizona	81-97	L
F 15	at Arizona State	79-99	L
F 22	Utah	73-79	L
F 28	New Mexico (OT)	72-77	L
M 1	UTEP	65-54	W

### GLENN POTTER

Years: 1972-75 (3)

Record: 42-36 (.538)



Potter was an assistant at BYU for two years before taking over the reigns of the team in 1972. His team was second in the WAC during his first season. Potter finished with a 42-36 record at BYU. He was an avid teacher of defensive fundamentals and team balance. Potter spent five seasons at Nebraska as an assistant before coming to BYU.

# all-time season results

M 7 at Wyoming 67-64 W  
 M 8 at Colorado State 81-92 L

Coach: Glenn Potter  
 Record: 12-14

## 1975-76

Date	Opponent	Score	W/L
D 4	at Pacific	66-71	L
D 6	at Pacific	89-62	W
D 12	Long Beach State*	84-76	W
D 13	St. John's*	65-78	L
D 17	at Utah State	76-87	L
D 19	Nevada-Reno	85-76	W
D 20	Weber State	89-80	W
D 22	at New Mexico St.	79-90	L
D 29	vs. Texas^	91-86	W
D 30	at Old Dominion^	80-77	W
J 2	at Niagara	60-75	L
J 10	Utah State	73-75	L
J 16	at Arizona	78-79	L
J 17	at Arizona State	68-83	L
J 24	Utah	74-76	L
J 30	New Mexico	81-67	W
J 31	UTEP	56-57	L
F 6	at Wyoming	94-80	W
F 7	at Colorado State	84-93	L
F 13	Arizona State	93-89	W
F 14	Arizona (OT)	79-74	W
F 21	at Utah	84-83	W
F 26	at UTEP	50-51	L
F 28	at New Mexico	74-79	L
M 5	Colorado State	81-85	L
M 6	Wyoming	82-60	W

Coach: Frank Arnold  
 Record: 12-14

\* Cougar Classic

^ Old Dominion Classic

## 1976-77

Date	Opponent	Score	W/L
N 26	Idaho State	102-84	W
N 27	at Weber State	75-96	L
D 1	Boise State	76-75	W
D 4	at Utah State	93-95	L
D 10	Seattle*	91-65	W
D 11	Niagara*	65-52	W
D 18	at Davidson	89-61	W
D 20	at North Carolina	93-113	L
D 22	at Wichita State	63-69	L
D 27	vs. St. Joseph's^	68-56	W
D 29	at Oklahoma City^	68-78	L
D 30	vs. California^	75-70	W
J 8	Utah State	85-77	W
J 14	Colorado State	41-49	L
J 15	Wyoming	97-64	W
J 20	at Arizona St.(OT)	84-86	L
J 22	at Arizona	85-113	L
J 27	UTEP	54-62	L
J 29	New Mexico	65-73	L
F 5	at Utah	61-81	L
F 10	at Wyoming	82-72	W
F 12	at Colorado State	67-78	L
F 17	Arizona	62-64	L
F 19	Arizona State	65-84	L
F 25	at New Mexico	88-80	W
F 26	at UTEP	65-63	W
M 5	Utah	54-67	L

Coach: Frank Arnold

Record: 12-15

\* Cougar Classic

^ All College Tournament

## 1977-78

Date	Opponent	Score	W/L
N 26	at UCLA	73-75	L
N 28	Long Beach State	100-91	W

N 29	at Nevada-Reno	66-100	L
D 3	at Idaho State	87-94	L
D 9	Montana*	72-76	L
D 10	Cal-St. Fullerton*	75-80	L
D 14	McNeese State	78-68	W
D 16	at Illinois	74-81	L
D 17	at Bradley	86-79	W
D 21	at Utah State	89-91	L
D 23	at San Diego St.	88-104	L
D 28	vs. N. Carolina^	81-94	L
D 29	vs. Rhode Island^	87-92	L
D 30	at Hawaii^	88-78	W
J 3	Weber State	81-76	W
J 7	Utah State (20T)	85-84	W
J 12	at Wyoming	82-89	L
J 14	at Colorado State	66-76	L
J 19	Arizona	87-86	W
J 21	Arizona State	96-89	W
J 26	at New Mexico	82-95	L
J 28	at UTEP (OT)	78-76	W
F 4	Utah	76-89	L
F 10	Colorado State	98-81	W
F 11	Wyoming	76-56	W
F 16	at Arizona State	75-76	L
F 18	at Arizona	90-104	L
F 23	UTEP	73-64	W
F 25	New Mexico	66-71	L
M 4	at Utah	74-81	L

Coach: Frank Arnold

Record: 12-18

\* Cougar Classic

^ Rainbow Classic

## 1978-79

Date	Opponent	Score	W/L
N 24	Hawaii	93-69	W
N 25	Portland State	111-82	W
D 1	at Baylor	92-86	W
D 2	at Texas	57-96	L
D 6	Utah State	99-80	W
D 8	St. Joseph's*	90-71	W
D 9	Purdue*	76-64	W
D 14	at Rhode Island	76-85	L
D 16	at St. John's	83-90	L
D 21	Harvard	113-72	W
D 23	Oral Roberts	120-104	W
D 29	vs. Georgia Tech^	81-83	L
D 30	vs. Houston^	84-77	W
J 4	Denver	92-53	W
J 6	at Utah State	68-84	L
J 11	UTEP	80-56	W
J 13	New Mexico	100-83	W
J 20	at Utah	90-76	W
J 25	at Colorado State	98-83	W
J 27	at Wyoming (OT)	69-71	L
F 3	San Diego State	88-80	W
F 9	at New Mexico	65-66	L
F 10	at UTEP	77-68	W
F 17	Utah	76-50	W
F 22	Wyoming	78-73	W
F 24	Colorado State	66-61	W

M 2 at San Diego State 96-95 W  
 M 10 vs. San Francisco# 63-86 L

Coach: Frank Arnold  
 Record: 20-8

WAC Champion

\* Cougar Classic

^ Pillsbury Holiday Classic

# NCAA (Tucson)

## 1979-80

Date	Opponent	Score	W/L
N 30	Illinois	76-86	L
D 1	Baylor	100-58	W
D 7	at Tulsa	73-71	W
D 8	at Oral Roberts	76-75	W
D 11	Cal-St. Fullerton	80-64	W
D 14	UC-Santa Barbara*	87-65	W
D 15	La Salle* (30T)	108-106	W
D 18	at Long Beach St.	76-78	L
D 22	at Utah State	89-84	W
D 27	vs. Penn State^	58-50	W
D 28	vs. Oregon State^	71-86	L
D 29	vs. NC-Charlotte^	104-91	W
J 3	at New Mexico	75-63	W
J 5	at UTEP	70-69	W
J 12	Utah	89-72	W
J 18	Wyoming	53-56	L
J 19	Colorado State	104-82	W
J 24	at San Diego St.	123-91	W
J 26	at Hawaii	34-33	W
J 31	UTEP	89-81	W
F 2	New Mexico	89-68	W
F 9	at Utah	83-82	W
F 12	Utah State	84-83	W
F 16	Alaska	93-59	W
F 21	at Colorado State	111-86	W
F 23	at Wyoming	39-30	W
F 28	Hawaii	107-82	W
M 1	San Diego State	114-81	W
M 8	vs. Clemson#	66-71	L

Coach: Frank Arnold

Record: 24-5

WAC Champion

\* Cougar Classic

^ Far West Classic

# NCAA (Ogden)

## 1980-81

Date	Opponent	Score	W/L
N 28	at Washington	80-70	W
N 29	at Oregon State	68-75	L
D 6	at Utah State	82-79	W
D 12	North Texas*	108-92	W
D 13	St. Mary's*	95-76	W
D 16	Michigan State	82-50	W
D 19	vs. Illinois^	80-75	W
D 20	at Tennessee^	65-81	L
D 23	at Weber State	85-78	W
D 27	Utah State	104-89	W
J 2	at Air Force	77-65	W

### FRANK ARNOLD

Years: 1975-83 (8)

Record: 137-94 (.593)

Arnold coached the Cougars for eight years earning a 137-94 record. His teams won three WAC championships and appeared in three NCAA tournaments and one NIT tournament. Arnold's 1980-81 team advanced to the elite

eight at the NCAA Tournament before losing to Ralph Sampson and Virginia. Arnold was selected Coach of the Year in the WAC in 1979 and 1980 by Basketball Weekly, and was also selected Coach of the Year by WAC coaches and athletic directors in 1980. Arnold was an assistant coach under John Wooden before coming to BYU.



Date	Opponent	Score	W/L
J 3	at UNLV (20T)	92-90	W
J 8	San Diego State	84-73	W
J 10	Hawai'i	91-74	W
J 15	at New Mexico	92-87	W
J 17	at UTEP	62-64	L
J 23	Colorado State	66-46	W
J 24	Wyoming	84-70	W
J 31	at Utah	56-60	L
F 6	UNLV	86-77	W
F 7	Air Force	62-51	W
F 12	at Hawai'i	77-72	W
F 14	at San Diego St.	72-73	L
F 19	UTEP	84-75	W
F 21	New Mexico	78-72	W
F 26	at Wyoming (20T)	84-86	L
F 28	at Colorado State	80-69	W
M 7	Utah	95-76	W
M 12	vs. Princeton#	60-51	W
M 14	vs. UCLA#	78-55	W
M 19	vs. Notre Dame#	51-50	W
M 21	vs. Virginia#	60-74	L

Coach: Frank Arnold  
Record: 25-7

\* Cougar Classic  
^ Volunteer Classic  
# NCAA (Providence/Atlanta)

## 1981-82

Date	Opponent	Score	W/L
N 21	vs. Virginia*	61-63	L
N 27	at UCLA	79-75	W
N 28	at Cal-St. Fullerton	81-66	W
D 4	Oregon State	44-56	L
D 5	UNLV	63-66	L
D 8	at Utah State	51-43	W
D 11	Idaho State^	77-71	W
D 12	Western Carolina^	86-63	W
	Weber State	63-55	W
D 18	at Princeton	39-38	W
D 22	Cal Poly-Pomona	89-65	W
D 26	Utah State	74-79	L
J 2	UTEP	67-60	W
J 4	New Mexico	76-58	W
J 7	at Colorado State	40-50	L
J 9	at Wyoming	42-61	L
J 15	Utah	74-51	W
J 21	Air Force	54-40	W
J 23	Wyoming	25-27	L
J 28	at San Diego St.	66-80	L
J 30	at Hawai'i	60-62	L
F 6	Colorado State	60-54	W
F 12	at UNLV	50-52	L
F 13	at Air Force	49-41	W
F 19	at Utah	61-68	L
F 25	Hawai'i	75-66	W
F 27	San Diego State	106-66	W
M 4	at UTEP	45-43	W
M 6	at New Mexico	65-67	L
M 10	Washington+	63-66	L

Coach: Frank Arnold  
Record: 17-13

\* Hall of Fame Classic  
^ Cougar Classic  
+ NIT (Provo)

## 1982-83

Date	Opponent	Score	W/L
N 26	UCLA	82-85	L
N 27	Iowa	80-91	L
N 30	Utah State	69-75	L
D 4	at Michigan State	55-63	L
D 10	L. Beach St.* (OT)	77-81	L
D 11	Fordham*	70-62	W
D 14	at Utah State	68-80	L
D 18	at Boise State	68-67	W
D 21	Providence	66-52	W
D 27	at St. John's^	64-75	L
D 29	vs. St. Joseph's^	65-68	L
D 31	Princeton	51-32	W
J 6	at Weber State (20T)	81-84	L
J 14	San Diego State	96-74	W
J 15	Hawai'i	86-62	W
J 20	at Colorado State	77-63	W
J 22	at Wyoming	82-64	W
J 24	at Air Force	73-61	W
J 27	UTEP	49-65	L
J 29	New Mexico	66-48	W
F 5	at Utah	72-75	L
F 10	at Hawai'i	69-80	L
F 12	at San Diego State	69-67	W
F 17	Colorado State	69-58	W
F 19	Air Force	66-57	W
F 25	at New Mexico	70-71	L
F 27	at UTEP	58-54	W
M 5	Utah (30T)	62-64	L
M 12	Wyoming	54-41	W

Coach: Frank Arnold  
Record: 15-14

WAC Champion-3 way tie  
\* Cougar Classic  
^ Holiday Festival

## 1983-84

Date	Opponent	Score	W/L
N 26	at Utah State	78-90	L
N 30	Hofstra	119-84	W
D 9	Utah State*	81-83	L
D 10	St. Mary's (CA)*	106-74	W
D 16	vs. Virginia Comm.^	81-77	W
D 17	at Kentucky^	59-93	L
D 21	Oregon	79-78	W
D 23	Boise State	66-54	W
D 28	at UCLA	73-82	L
J 7	Weber State (OT)	86-81	W
J 14	Utah (20T)	113-105	W
J 19	at Hawai'i	95-77	W
J 20	at San Diego St.	75-79	L
J 26	Wyoming	74-61	W
J 28	Air Force	69-49	W
J 30	Colorado State	73-57	W
F 2	at New Mexico	86-73	W
F 4	at UTEP	77-86	L
F 8	at Utah	82-79	W
F 11	at Georgetown	51-67	L
F 14	Hawai'i (20T)	87-85	W
F 16	San Diego St. (OT)	94-92	W
F 18	Notre Dame	68-64	W
F 23	at Colorado State	65-70	L
F 25	at Wyoming	55-56	L
F 27	at Air Force	71-67	W

Date	Opponent	Score	W/L
M 1	UTEP	83-65	W
M 3	New Mexico	80-73	W
M 9	vs. New Mexico+	55-64	L
M 15	at UAB#	84-68	W
M 17	vs. Kentucky#	68-93	L

Coach: Ladell Anderson  
Record: 20-11  
\* Cougar Classic

^ Kentucky Invitational  
+ WAC Tournament (El Paso)  
# NCAA (Birmingham)

## 1984-85

Date	Opponent	Score	W/L
N 30	vs. LaSalle*	73-74	L
D 1	vs. Pacific*	72-63	W
D 4	Utah State	93-97	L
D 8	at Weber State	79-87	L
D 11	at Utah State (OT)	91-92	L
D 14	SW Missouri^	66-46	W
D 15	Hofstra^	86-76	W
D 19	UCLA	89-81	W
D 22	Washington	84-75	W
D 28	vs. Villanova+	61-91	L
D 29	vs. Yale+	73-58	W
J 3	UTEP	62-60	W
J 5	New Mexico	70-76	L
J 12	at San Diego St.	70-89	L
J 14	at Hawai'i (OT)	88-78	W
J 17	at Air Force	79-72	W
J 19	at Colorado State	65-64	W
J 24	Wyoming	78-65	W
J 26	at Utah	63-62	W
J 31	San Diego State	71-77	L
F 2	Air Force	66-60	W
F 7	at New Mexico	74-76	L
F 9	at UTEP (30T)	86-97	L
F 14	Colorado State	77-69	W
F 16	Air Force	71-61	W
F 23	at Notre Dame	58-67	L
F 28	at Wyoming	66-78	L
M 2	Utah (30T)	85-86	L
M 4	Air Force**	79-82	L

Coach: Ladell Anderson  
Record: 15-14  
\* Stanford Invitational  
^ Cougar Classic  
+ Cotton States Classic  
\*\* WAC Tournament (Provo)

## 1985-86


Date	Opponent	Score	W/L
N 30	Washington State	65-69	L
D 3	at Utah State	80-80	L
D 6	vs. TCU*	50-63	L
D 7	vs. Fordham*	75-72	W
D 10	Utah State	76-88	L
D 13	Long Beach State^	94-75	W
D 14	Pepperdine^	73-83	L
D 19	at Washington	68-74	L
D 21	at Oregon	69-72	L
D 28	Weber State (OT)	88-86	W
J 2	at UTEP	64-69	L
J 4	at New Mexico	57-60	L
J 10	Hawai'i	80-66	W
J 11	San Diego State	82-70	W
J 13	Notre Dame (OT)	80-76	W
J 17	at Colorado State	68-63	W
J 18	at Air Force	65-57	W
J 21	at Oral Roberts	67-65	W
J 23	Air Force	66-45	W
J 25	Utah	87-69	W
F 6	at San Diego St.	81-71	W
F 8	at Hawai'i	76-66	W
F 14	New Mexico	74-67	W
F 15	UTEP	72-69	W
F 20	at Wyoming	56-66	L
F 22	at Utah	71-74	L
F 27	Colorado State	86-76	W
M 1	Wyoming	62-65	L
M 6	vs. New Mexico	68-79	L
M 13	SMU+	67-63	W
M 18	UC-Irvine+	93-80	W
M 21	at Ohio State+	68-79	L

Coach: Ladell Anderson  
Record: 18-14  
+ NIT, \* Kactus Klassic  
^ Cougar Classic

## LADELL ANDERSEN

Years: 1983-89 (6)

Record: 114-71 (.616)



Anderson was BYU's head coach for six seasons and had a 114-71 record. He led the Cougars to four post season tournaments, three NCAA and 1 NIT. He was the WAC Coach of the Year in 1987-88 and District Seven Coach of the Year in

1985-86. Before coming to BYU, Andersen was the head coach at Utah State for 10 years, leading them to five NCAA appearances. He also coached the Utah Stars of the ABA and compiled the best two-year mark in ABA history 115-53. His Stars won the Western Division championship twice. Andersen is now a scout for the Utah Jazz.

# all-time season results

### 1986-87

Date	Opponent	Score	W/L
N 21	at Oklahoma*	110-119	L
D 3	Utah State	100-86	W
D 6	at Notre Dame	46-62	L
D 9	at Iowa	75-86	L
D 12	Arizona State ^	91-85	W
D 13	UC-Fullerton ^	56-59	L
D 16	at Utah State	97-93	W
D 18	at Weber State	84-69	W
D 20	Oral Roberts	95-73	W
D 23	Pittsburgh	93-73	W
D 29	vs. Michigan St.+	96-88	W
D 30	at Santa Clara+	77-66	W
J 2	Colorado St. (OT)	75-67	W
J 3	Wyoming	77-74	W
J 6	SW Missouri (OT)	61-62	L
J 9	at UTEP	73-66	W
J 10	at New Mexico	89-102	L
J 15	San Diego State	94-82	W
J 17	Hawai'i	90-79	W
J 22	Air Force	87-69	W
J 24	at Utah	80-70	W
J 30	at Air Force	91-93	L
J 31	at Colorado State	51-49	W
F 5	New Mexico	98-73	W
F 7	UTEP (OT)	91-93	L
F 14	Utah	58-65	L
F 21	at Wyoming	67-63	W
F 26	at San Diego State	85-68	W
F 28	at Hawai'i	100-80	W
M 5	vs. Air Force** (OT)	82-79	W
M 6	at New Mexico**	86-93	L
M 12	vs. New Orleans#	79-83	L

Coach: Ladell Anderson  
Record: 21-11  
\* Coca-Cola NIT Classic  
^ Cougar Classic  
+ Cable Car Classic  
\*\* WAC Tournament  
# NCAA (Birmingham)

### 1987-88

Date	Opponent	Score	W/L
N 27	Montana State	90-89	W
D 1	at Utah State	96-92	W
D 3	at Washington St.	60-54	W
D 5	at UCLA	87-80	W
D 11	Weber State*	104-71	W
D 12	Chicago State*	91-60	W
D 19	Utah State (OT)	121-112	W
D 29	La Salle	95-82	W
J 2	Cent. Connecticut	109-76	W
J 7	Hawai'i	97-66	W
J 9	San Diego State	92-65	W
J 13	at Wyoming	83-67	W
J 21	at UTEP	81-71	W
J 23	at New Mexico	89-82	W
J 30	Air Force	95-75	W

F 2	Tulsa	72-57	W
F 4	Utah	82-64	W
F 6	at Ala.-Birmingham	83-102	L
F 9	Miami (Florida)	99-86	W
F 11	Wyoming	78-69	W
F 13	Colorado State	86-80	W
F 18	at San Diego St. (OT)	80-82	L
F 20	at Hawai'i	72-70	W
F 23	at Colorado State	75-67	W
F 25	at Air Force	76-62	W
F 27	at Utah	60-62	L
M 3	New Mexico	89-82	W
M 5	UTEP (20T)	80-83	L
M 10	Hawai'i	76-74	W
M 11	UTEP ^	63-66	L
M 17	vs. NC-Charlotte#	98-92	W
M 19	vs. Louisville#	76-97	L

Coach: Ladell Anderson

Record: 26-6

\* Cougar Classic

^ WAC Tournament (Provo)

# NCAA (Atlanta)

### 1988-89

Date	Opponent	Score	W/L
N 25	vs. Northeastern*	87-78	W
N 26	vs. St John's*	77-83	L
D 1	at Weber State	78-80	L
D 3	UCLA	87-97	L
D 9	Texas-Arlington ^	87-70	W
D 10	St. Mary's (CA) ^	69-70	L
D 17	Utah State	96-85	W
D 21	at Utah State	74-72	W
D 23	Brown	90-65	W
J 5	at New Mexico	84-88	L
J 7	at UTEP	76-91	L
J 12	San Diego State	85-81	W
J 14	Hawai'i	73-77	L
J 19	at Air Force (OT)	89-88	W
J 21	at Colorado State	84-69	W
J 24	Air Force	78-78	L
J 28	Wichita State	93-92	W
F 2	at Utah	86-90	L
F 4	at Miami (Florida)	86-107	L
F 9	at San Diego St.	74-89	L
F 11	at Hawai'i	66-68	L
F 14	UC-Berkeley	87-74	W
F 16	UTEP	84-76	W
F 18	New Mexico	90-79	W
F 23	at Wyoming	65-72	L
F 25	Utah	81-74	W
M 2	Wyoming	71-67	W
M 4	Colorado State	72-89	L
M 10	vs. Hawai'i+	69-72	L

Coach: Ladell Anderson

Record: 14-15

\* Lapchick Tournament

^ Cougar Classic

+ WAC Tournament (SLC)

### 1989-90

Date	Opponent	Score	W/L
N 24	Siena	83-62	W
N 25	E. Washington	96-84	W
N 28	Weber State	81-65	W
N 30	Utah State	71-65	W
D 2	at Penn State	72-82	L
D 5	at Arizona State	65-64	W
D 8	North Texas*	97-68	W
D 9	UAB*	98-82	W
D 12	Utah State	69-68	W
D 21	Northwestern	69-68	W
D 23	at California	63-85	L
J 4	at Hawai'i	71-80	L
J 6	at San Diego St.	63-60	W
J 11	UTEP (OT)	69-67	W
J 13	New Mexico	79-78	W
J 18	at Air Force	64-56	W
J 20	at Wyoming	65-60	W
J 25	Utah	65-49	W
J 27	Colorado State	67-52	W
F 1	San Diego State	75-58	W
F 3	Hawai'i	68-65	W
F 7	at Tulsa	66-64	W
F 10	at Utah	73-89	L
F 15	at New Mexico	51-60	L
F 17	at UTEP	63-64	L
F 22	Wyoming	75-64	W
F 24	Air Force	67-42	W
M 1	at Colorado State	57-59	L
M 8	vs. Utah (OT)+	61-62	L
M 15	vs. Clemson#	47-49	L

(later forfeited)  
Coach: Roger Reid  
Record: 21-9  
\* Cougar Classic  
+ WAC Tournament (El Paso)  
# NCAA (Hartford)

### 1990-91

Date	Opponent	Score	W/L
N 14	E. Tennessee St.	*80-83	L
N 24	Utah State	98-94	W
N 29	at Weber State	69-57	W
D 1	at Utah State	63-58	W
D 4	at La Salle	81-93	L
D 7	Eastern Kentucky ^	90-86	W
D 8	St. John's ^	62-67	L
D 12	Arizona State	74-82	L
D 19	James Madison	84-66	W
D 21	Stetson	75-77	L
D 22	Tulsa	62-60	W
D 27	vs. S. Carolina+	49-52	L
D 29	vs. Rutgers+	70-85	L
J 3	at San Diego State	73-61	W
J 5	at Hawai'i	65-74	L
J 10	UTEP	83-67	W
J 12	New Mexico	72-65	W
J 17	at Colorado State	72-55	W

J 19	at Wyoming	80-86	L
J 24	Air Force	72-55	W
J 26	Wyoming	72-77	L
J 31	Colorado State	69-52	W
F 2	at UTEP	69-65	W
F 7	San Diego State	75-55	W
F 9	Hawai'i	82-74	W
F 14	at New Mexico	83-76	W
F 16	at Utah	74-81	L
F 23	at Air Force	70-61	W
M 2	Utah (OT)	71-72	L
M 7	vs. Colorado St.**	69-56	W
M 8	vs. Hawai'i** (OT)	73-71	W
M 9	vs. Utah** (OT)	51-49	W
M 14	vs. Virginia#	61-48	W
M 16	vs. Arizona#	61-76	L

Coach: Roger Reid

Record: 21-13

WAC Tournament Champion

\* Dodge NIT

^ Cougar Classic

+ Holiday Festival

\*\* WAC Tourn. (Laramie)

# NCAA (SLC)

### 1991-92

Date	Opponent	Score	W/L
N 26	at Utah State	82-66	W
D 5	at Tulsa	102-86	W
D 7	at James Madison	66-63	W
D 13	Utah State*	93-77	W
D 14	Princeton*	65-59	W
D 19	McNeese State	104-64	W
D 21	Weber State	81-68	W
D 28	vs. Michigan ^	83-86	L
D 29	vs. Florida ^	79-73	W
J 4	Tennessee Tech	95-68	W
J 9	at UTEP	69-89	L
J 11	Colorado State	72-51	W
J 16	Wyoming	68-59	W
J 18	Air Force	66-45	W
J 23	at Wyoming	67-72	L
J 25	at Colorado St.(OT)	79-74	W
J 30	New Mexico	85-65	W
F 1	UTEP	80-63	W
F 6	at San Diego St.	89-59	W
F 8	at Hawai'i	83-87	L
F 13	at Air Force	68-60	W
F 15	La Salle	80-81	L
F 20	Utah	58-56	W
F 22	at New Mexico (OT)	84-95	L
F 27	Hawai'i	81-64	W
F 29	San Diego State	98-78	W
M 3	Cal St Northridge	100-68	W
M 7	at Utah	87-73	W
M 12	vs. Air Force+	72-51	W
M 13	vs. Utah+	75-62	W
M 14	vs. UTEP+	73-71	W
M 19	vs. Louisiana State#	83-94	W

Coach: Roger Reid

Record: 25-7

# all-time season results

WAC Champion-tie  
 WAC Tournament Champion  
 \* Cougar Classic  
 ^ Red Lobster (Orlando)  
 + WAC Tourn. (Fort Collins)  
 # NCAA (Boise)

## 1992-93

Date	Opponent	Score	W/L
D 1	Arizona State	108-98	W
D 4	at Utah State	93-83	W
D 8	at Weber St. (OT)	77-83	L
D 11	Southern Utah*	108-62	W
D 12	Georgia*	74-64	W
D 18	Utah State	89-65	W
D 21	vs. Oklahoma^	76-75	W
D 22	vs. Memphis St. ^ (OT)	73-67	W
D 23	vs. Duke ^	66-89	L
D 28	vs. Oregon+	70-76	L
D 29	vs. Oregon State+	79-93	L
J 2	UTEP	79-73	W
J 4	New Mexico	70-56	W
J 9	Utah	53-54	L
J 14	at Fresno State	72-57	W
J 16	at Air Force	103-68	W
J 21	San Diego State	76-64	W
J 23	Hawaii (OT)	84-80	W
J 28	at Colorado State	70-63	W
J 30	at Wyoming	77-64	W
F 4	Colorado State	81-57	W
F 6	Wyoming	75-62	W
F 11	at Hawaii	62-56	W
F 13	at San Diego State	80-73	W
F 18	Fresno State	90-74	W
F 20	Air Force	98-80	W
F 25	Sacramento State	128-78	W
F 27	at Utah	83-89	L
M 4	at UTEP	84-63	W
M 6	at New Mexico	76-79	L
M 11	vs. Hawaii! **	85-71	W
M 12	vs. New Mexico **	59-68	L
M 18	vs. SMU#	80-71	W
M 20	vs. Kansas#	76-90	L

Coach: Roger Reid  
 Record: 25-9

WAC Champion-tie  
 \* Cougar Classic

^ Maui Invitational (Hawaii)  
 + Far West Classic (Portland, Oregon)

\*\* WAC Tournament (SLC)  
 # NCAA (Chicago)

## 1993-94

Date	Opponent	Score	W/L
N 27	at Arizona State	95-106	L
D 3	vs. S. Carolina*	72-68	W
D 4	vs. N. Carolina*	65-97	L
D 10	Nicholls State ^	111-96	W
D 11	Oklahoma Baptist ^	78-76	W
D 14	Utah State	78-65	W

Date	Opponent	Score	W/L
D 17	Texas Tech	84-74	W
D 21	Weber State	92-79	W
D 28	W. Washington	106-74	W
J 3	at New Mexico	68-74	L
J 5	at UTEP	67-59	W
J 8	at Utah	64-62	W
J 13	Fresno State	73-65	W
J 15	Air Force	87-73	W
J 20	at San Diego St. (OT)	83-82	W
J 22	at Hawaii	66-69	L
J 27	Wyoming	82-66	W
J 29	Colorado State	79-66	W
F 3	at Wyoming	65-79	L
F 5	at Colorado St.(OT)	72-70	W
F 10	San Diego State	101-87	W
F 12	Hawaii	85-79	W
F 17	at Air Force	94-82	W
F 19	at Fresno State	68-73	L
F 26	Utah	73-70	W
M 3	New Mexico (OT)	82-84	L
M 5	UTEP	61-62	L
M 10	vs. Utah+	96-65	W
M 11	vs. Fresno State+	87-72	W
M 12	vs. Hawaii! +	66-73	L
M 17	Arizona State#	74-67	W
M 22	at Fresno State#	66-68	L

Coach: Roger Reid  
 Record: 22-10

\* Tournament of Champions (Charlotte)  
 ^ Cougar Classic

+ WAC Tournament (SLC)  
 \*\* NIT

## 1994-95

Date	Opponent	Score	W/L
N 23	vs. Oklahoma St.*	69-59	W
N 25	vs. Louisville*	75-60	W
N 26	vs. Minnesota*	74-79	L
D 1	at Utah State	59-83	L
D 3	Nevada-Reno	96-80	W
D 6	Mississippi (OT)	74-68	W
D 9	Southern Utah ^	82-67	W
D 10	Northwestern St. ^	80-53	W
D 17	NE Louisiana	87-69	W
D 21	at Weber State	74-86	L
D 29	at San Jose State+	74-61	W
D 30	vs. Santa Clara+	76-55	W
J 3	Utah	64-57	W
J 7	at Air Force	89-68	W
J 9	at Fresno State	69-61	W
J 12	San Diego State	66-57	W
J 14	Hawaii	74-67	W
J 19	at Colorado State	72-80	L
J 21	at Wyoming	58-52	W
J 26	UTEP (OT)	95-89	W
J 28	New Mexico	81-63	W
F 2	at UTEP (OT)	85-88	L
F 4	at New Mexico	74-72	W
F 9	Colorado State	76-68	W
F 11	Wyoming	78-72	W
F 16	at Hawaii	70-73	L

Date	Opponent	Score	W/L
F 18	at San Diego St.	52-58	L
F 23	Fresno State	81-59	W
F 25	Air Force	79-72	W
M 4	at Utah	79-87	L
M 9	vs. Colorado St.**	73-75	L
M 16	vs. Tulane#	70-76	L

Coach: Roger Reid  
 Record: 22-10

\* Great Alaska Shootout  
 ^ Cougar Classic

+ Cable Car Classic (San Jose)

\*\* WAC Tournament (Albuquerque)  
 # NCAA (Memphis)

## 1995-96

Date	Opponent	Score	W/L
N 25	Boise State	86-71	W
N 28	at Nevada-Reno	77-79	L
D 2	at Mississippi St.	74-79	L
D 5	Utah State	76-52	W
D 8	UC-Northridge*	99-74	W
D 9	Louisiana Tech*	74-64	W
D 12	Weber State	91-86	W
D 22	at Texas Tech	71-81	L
D 28	Morgan State	110-69	W
J 2	at Utah	77-83	L
J 8	Air Force	68-64	W
J 10	Fresno State	97-84	W
J 13	at San Diego State	76-83	L
J 15	at Hawaii	78-77	W
J 18	Wyoming	84-75	W
J 20	Colorado State	76-78	L
J 25	at New Mexico	77-83	L
J 27	at UTEP	90-82	W
F 1	New Mexico	81-83	L
F 3	UTEP	82-71	W
F 8	at Colorado St.	76-81	L
F 10	at Wyoming	81-71	W
F 15	San Diego State	81-68	W
F 17	Hawaii	89-94	L

Date	Opponent	Score	W/L
F 22	at Air Force	80-66	W
F 24	at Fresno State	83-95	L
M 2	Utah	85-96	L
M 7	vs. Colorado St.+	84-100	L

Coach: Roger Reid  
 Record: 15-13

\* Cougar Classic

+ WAC Tournament (Albuquerque)

## 1996-97

Date	Opponent	Score	W/L
N 22	Cal St.-Fullerton	67-75	L
N 26	at Washington	44-95	L
N 30	Pacific	58-80	L
D 4	at Weber State	80-97	L
D 10	Utah State	64-61	W
D 13	Boise State*	58-65	L
D 14	Houston*	69-89	L
D 21	at Georgia	65-84	L
D 27	at Penn State	53-75	L
D 31	San Diego St. (OT)	86-89	L
J 4	at Wyoming	61-89	L
J 11	Utah	51-61	L
J 16	at TCU	61-101	L
J 18	at SMU	50-75	L
J 23	Rice	59-62	L
J 25	Tulsa	56-72	L
F 1	at UTEP	49-75	L
F 3	at New Mexico	32-74	L
F 6	at Utah	49-85	L
F 8	Wyoming	60-72	L
F 13	TCU	80-92	L
F 15	Southern Methodist	62-74	L
F 20	at Tulsa	65-80	L
F 22	at Rice	44-68	L
F 27	New Mexico	49-90	L
M 1	UTEP	76-81	L

Coach: Roger Reid/Tony Ingle

Record: 1-25

\* Cougar Classic



## ROGER REID

Years: 1989-1996

Record: 152-77 (.664)

Reid achieved six 20-win seasons while at BYU compiling a 152-77 record, which is the highest winning percentage ever for a BYU coach. He took the Cougars to six post season tournaments, five NCAA and one NIT. His teams won three WAC titles

and two WAC Tournaments. Reid was WAC Coach of the Year and District Coach of the Year during his first year as head coach in 1989-90. He was an assistant coach for 11 years before taking over the team in 1989. Reid is now an assistant coach with the Phoenix Suns.

# all-time season results/coaching records

1997-98				1998-99				1999-2000				2000-2001			
Date	Opponent	Score	W/L	Date	Opponent	Score	W/L	Date	Opponent	Score	W/L	Date	Opponent	Score	W/L
N 14	at San Diego St.	73-59	W	N 13	Wofford	73-67	W	N 20	Cal St.-Riverside	91-62	W	N 21	Elon College	100-63	W
N 19	Washington State	49-78	L	N 19	at Weber State	80-83	L	N 24	Southern Utah	92-66	W	N 25	UC Santa Barbara	67-53	W
N 21	Oregon	67-74	L	N 23	at Auburn	43-62	L	D 1	at Arizona	62-86	L	N 30	at San Francisco	70-80	L
N 29	at Utah State	69-72	L	N 28	Arizona (OT)	74-78	L	D 4	at Denver	81-58	W	D 2	at Arizona State	52-80	L
D 2	Penn State	50-80	L	D 1	Denver	89-71	W	D 7	Arizona State	78-67	W	D 7	Florida Intl.	78-50	W
D 6	at Boise State	67-83	L	D 5	at Oregon	62-93	L	D 10	Texas Southern*	76-61	W	D 9	vs. Rice	59-49	W
D 9	Washington	68-83	L	D 8	at Washington St.	69-70	L	D 11	Weber State*	66-53	W	D 14	Southern Utah	58-52	W
D 12	Weber State*	83-70	W	D 11	Louisiana Tech*	76-68	W	D 18	S. Carolina State	76-43	W	D 16	Utah State	69-67	W
D 13	Pepperdine*	53-52	W	D 12	CS-Northridge*	84-78	W	D 21	at South Alabama	63-64	L	D 21	vs. Boise State	83-67	W
D 22	at California	64-68	L	D 19	California	70-71	L	D 23	at Fla. Int. (OT)	83-75	W	D 22	vs. Iowa St.	71-77	L
D 27	at Hawai'i	53-73	L	D 22	at UC-Irvine	75-82	L	D 29	at CS-Santa Barb.	57-48	W	D 23	vs. USC	67-70	L
D 28	vs. Virginia	54-72	L	J 2	Utah State	61-59	W	J 5	UC-Irvine	77-66	W	D 28	at Weber State	84-75	W
D 29	vs. Ohio State	72-65	W	J 9	at Utah	54-75	L	J 8	at Utah State	82-73	W	D 30	South Alabama	64-42	W
J 5	at Tulsa	57-53	W	J 14	at San Diego State	83-76	W	J 10	at UNLV	77-75	W	J 2	Idaho	75-47	W
J 10	Utah	61-71	L	J 16	at Hawai'i	60-59	W	J 15	Utah	49-56	L	J. 6	Texas A&M Corpus C.	84-68	W
J 17	Wyoming	60-41	W	J 21	San Jose State	75-44	W	J 20	Wyoming	87-78	W	J 13	San Diego State	79-50	W
J 22	Colorado State	44-55	L	J 23	Fresno State	75-79	L	J 22	Colorado State	68-47	W	J. 15	UNLV	91-63	W
J 22	at UNLV	63-76	L	J 28	at UTEP	72-87	L	J 27	at Air Force	55-60	L	J 20	at Colorado State	55-60	L
J 24	at Air Force	61-80	L	J 20	at New Mexico	68-78	L	J 29	at New Mexico	69-78	L	J 22	at Wyoming	78-85	L
J 29	New Mexico	54-72	L	F 6	Utah	46-71	L	F 3	at San Diego State	72-50	W	J 29	Utah	69-61	W
J 31	UTEP	59-68	L	F 11	Hawai'i	81-68	W	F 12	at Utah	62-77	L	F 1	Air Force	62-45	W
F 5	at Utah	68-83	L	F 13	San Diego State	93-76	W	F 17	New Mexico	74-78	L	F 3	New Mexico	65-49	W
F 7	Tulsa	59-65	L	F 18	at Fresno State	71-80	L	F 19	UNLV	83-82	W	F 10	at UNLV	56-68	L
F 12	at Colorado State	74-83	L	F 20	at San Jose St. (OT)	74-76	L	F 24	at Colorado State	54-68	L	F 12	at San Diego State	69-66	W
F 14	at Wyoming	54-77	L	F 25	New Mexico	64-85	L	F 26	at Wyoming	70-85	L	F 15	Wyoming	79-63	W
F 19	Air Force	79-60	W	F 27	Texas-ElPaso	85-64	W	M 2	Air Force	73-52	W	F 17	Colorado State	68-51	W
F 21	UNLV	76-84	L	M 2	vs. TCU+	90-74	W	M 4	San Diego State	67-50	W	F 24	at Utah	75-82	L
F 26	at New Mexico	83-62	W	M 4	vs. Utah+	62-81	L	M 9	vs. New Mexico ^	55-43	W	M 1	New Mexico	72-67	W
F 28	at UTEP (30T)	76-75	W					M 10	vs. Utah ^	58-54	W	M 3	Air Force	51-50	W
M 3	vs. Tulsa	56-59	L					M 11	at UNLV ^	56-79	L	M 8	vs. Air Force ^	69-54	W
	Coach: Steve Cleveland				Coach: Steve Cleveland			M 15	Bowling Green+	81-54	W	M 9	vs. Wyoming ^	77-66	W
	Record: 9-21				Record: 12-16			M 20	So. Illinois+	82-57	W	M 10	vs. New Mexico ^	69-65	W
	* Cougar Classic				* Cougar Classic			M 22	at Notre Dame+	52-64	L	M 15	vs. Cincinnati+	59-84	L
	+ WAC Tournament (Las Vegas)				+ WAC Tournament (Las Vegas)				Coach: Steve Cleveland				Coach: Steve Cleveland		
									Record: 22-11				Record: 24-9		
									* Cougar Classic				* Yahoo Sports Invitational (Laie, HI)		
									^ MWC Tournament (Las Vegas)				^ MWC Tournament (Las Vegas)		
									+ NIT				+ NCAA Tournament		



## STEVE CLEVELAND

Years: 1997-present  
Record: 65-57 (.540)

Coach Cleveland enters his fifth year having made significant strides in rebuilding the BYU basketball program that had a 1-25 record prior to his arrival. The Cougars have improved each year under Cleveland. After posting records of 9-21 and 12-16 in his first two seasons, he guided the 1999-2000 Cougars to 22-11 record and the quarterfinals of the NIT. Last year BYU finished 24-9 while earning its first conference tournament title since 1992, its first regular season championship since 1993 and its first NCAA bid since 1995.

## CUMULATIVE MARRIOTT CENTER COACHING RECORDS

1971-72	Stan Watts	12-0	1.000
1972-75	Glenn Potter	26-13	.641
1975-83	Frank Arnold	81-28	.743
1983-89	Ladell Andersen	71-21	.783
1989-96	Roger Reid	92-18	.821
1996-97	Tony Ingle	0-9	.000
1997-01	Steve Cleveland	42-17	.712
<b>1971-99</b>	<b>Combined</b>	<b>324-106</b>	<b>.753</b>



## CONFERENCE COACHING RECORDS

YEAR	COACH	CONF.	FINISH	(REC.)	OVERALL	OFF.	DEF.	DIFF.
2001	Steve Cleveland	1st	MWC	10-4	24-9	70.4	62.7	+7.7
2000	Steve Cleveland	6th	MWC	(7-7)	22-11	70.5	63.8	+6.7
1999	Steve Cleveland	5th	WAC	(6-8)	12-16	71.8	73.4	-1.6
1998	Steve Cleveland	6th	WAC	(4-10)	9-21	63.5	69.8	-6.3
1997	Tony Ingle	16th	WAC	(0-16)	0-19	58.3	78.9	-20.6
1997	Roger Reid		WAC	(0-0)	1-6	62.9	80.3	-17.4
1996	Roger Reid	5th	WAC	(9-9)	15-13	82.3	78.4	+3.9
1995	Roger Reid	2nd	WAC	(13-5)	22-10	75.2	69.2	+6.0
1994	Roger Reid	3rd	WAC	(12-6)	22-10	79.4	74.4	+5.0
1993	Roger Reid	1st	WAC	(15-3)	25-9	81.0	71.9	+9.1
1992	Roger Reid	1st	WAC	(12-4)	25-7	80.2	69.6	+10.6
1991	Roger Reid	2nd	WAC	(11-5)	21-13	72.2	68.7	+3.5
1990	Roger Reid	1st	WAC	(11-5)	21-9	70.3	65.7	+4.6
1989	Ladell Andersen	5th	WAC	(7-9)	14-15	80.6	80.1	+0.5
1988	Ladell Andersen	1st	WAC	(13-3)	26-6	85.5	76.2	+9.3
1987	Ladell Andersen	2nd	WAC	(12-4)	21-11	82.3	77.2	+5.1
1986	Ladell Andersen	4th	WAC	(11-5)	18-14	72.8	70.6	+2.2
1985	Ladell Andersen	3rd	WAC	(9-7)	15-14	75.0	74.4	+0.6
1984	Ladell Andersen	2nd	WAC	(12-4)	20-11	78.5	75.0	+3.5
1983	Frank Arnold	1st	WAC	(11-5)	15-14	69.5	66.2	+3.3
1982	Frank Arnold	4th	WAC	(9-7)	17-13	62.8	58.4	+4.4
1981	Frank Arnold	3rd	WAC	(12-4)	25-7	78.8	71.1	+7.7
1980	Frank Arnold	1st	WAC	(13-1)	24-5	83.5	72.5	+11.0
1979	Frank Arnold	1st	WAC	(10-2)	20-8	85.0	76.6	+8.4
1978	Frank Arnold	4th	WAC	(6-8)	12-18	81.0	83.2	-2.2
1977	Frank Arnold	7th	WAC	(4-10)	12-15	74.6	75.1	-0.5
1976	Frank Arnold	5th	WAC	(6-8)	12-14	77.5	83.9	-6.4
1975	Glenn Potter	6th	WAC	(5-9)	12-14	79.3	80.3	-1.0
1974	Glenn Potter	6th	WAC	(6-8)	11-15	77.5	83.9	-6.4
1973	Glenn Potter	2nd	WAC	(9-5)	19-7	79.5	74.6	+4.9
1972	Stan Watts	1st	WAC	(12-2)	21-5	81.8	74.1	+7.7
1971	Stan Watts	1st	WAC	(10-4)	18-11	82.8	79.1	+3.7
1970	Stan Watts	7th	WAC	(4-10)	8-18	80.7	84.1	-3.4
1969	Stan Watts	1st	WAC	(6-4)	16-12	83.0	80.7	+2.3
1968	Stan Watts	4th	WAC	(4-6)	13-12	82.6	78.2	+4.4
1967	Stan Watts	1st	WAC	(8-2)	14-10	81.7	76.1	+5.6
1966	Stan Watts	2nd	WAC	(6-4)	20-9	95.5	82.9	+12.6
1965	Stan Watts	1st	WAC	(8-2)	21-7	94.3	84.1	+10.2
1964	Stan Watts	3rd	WAC	(5-5)	13-12	79.0	80.2	-1.2
1963	Stan Watts	2nd	WAC	(6-4)	12-14	77.1	78.3	-1.2
1962	Stan Watts	4th	MSC	(5-9)	10-16	70.5	74.9	-4.4
1961	Stan Watts	3rd	MSC	(9-5)	15-11	73.9	71.9	+2.0
1960	Stan Watts	5th	MSC	(5-9)	9-17	67.0	75.1	-8.1
1959	Stan Watts	4th	MSC	(8-6)	15-11	75.5	71.2	+4.3
1958	Stan Watts	2nd	MSC	(9-5)	13-13	65.3	66.7	-1.4
1957	Stan Watts	1st	MSC	(11-3)	19-9	70.7	67.1	+3.6
1956	Stan Watts	2nd	MSC	(10-4)	18-8	77.2	67.0	+10.2
1955	Stan Watts	2nd	MSC	(10-4)	13-13	72.7	71.0	+1.7
1954	Stan Watts	2nd	MSC	(9-5)	18-11	68.6	64.8	+3.83
1953	Stan Watts	2nd	MSC	(11-3)	22-8	69.2	56.2	+13.0
1952	Stan Watts	2nd	MSC	(9-5)	14-10	60.4	58.8	+1.6
1951	Stan Watts	1st	RMC	(15-5)	28-8	65.3	55.7	+9.6
1950	Stan Watts	1st	RMC	(14-6)	22-12	55.0	49.9	+5.1

WAC=Western Athletic Conference; MSC=Mountain State Conference;  
RMC=Rocky Mountain Conference

## MARRIOTT CENTER W/L RECORDS

YEARS	HEAD COACH	W/L	PCT.
1971-72	Stan Watts	12-0	1.000
1972-73	Glenn Potter	11-3	.786
1973-74	Glenn Potter	6-4	.600
1974-75	Glenn Potter	9-6	.533
1975-76	Frank Arnold	7-5	.583
1976-77	Frank Arnold	6-6	.500
1977-78	Frank Arnold	9-4	.692
1978-79	Frank Arnold	14-0	1.00
1979-80	Frank Arnold	12-2	.857
1980-81	Frank Arnold	13-0	1.00
1981-82	Frank Arnold	11-5	.688
1982-83	Frank Arnold	9-6	.600
1983-84	Ladell Andersen	14-1	.933
1984-85	Ladell Andersen	9-5	.643
1985-86	Ladell Andersen	12-4	.750
1986-87	Ladell Andersen	10-4	.786
1987-88	Ladell Andersen	16-2	.889
1988-89	Ladell Andersen	10-5	.667
1989-90	Roger Reid	15-0	1.00
1990-91	Roger Reid	10-6	.625
1991-92	Roger Reid	14-1	.933
1992-93	Roger Reid	13-1	.929
1993-94	Roger Reid	14-2	.875
1994-95	Roger Reid	14-0	1.000
1995-96	Roger Reid	11-4	.733
1996-97	Roger Reid	1-4	.143
1996-97	Tony Ingle	0-9	.000
1997-98	Steve Cleveland	4-10	.286
1998-99	Steve Cleveland	9-5	.643
1999-00	Steve Cleveland	14-2	.875
2000-01	Steve Cleveland	15-0	1.000
	<b>Total</b>	<b>324-106</b>	<b>.753</b>

## BYU COACHING RECORDS

YEARS	HEAD COACH	WON	LOST	PCT.
1905-08	C.T. Teetzel	22	6	.786
1908-10	Fred Bennion	16	6	.727
1910-11	Henry Rose	7	0	1.000
1911-20	E.L. Roberts	58	20	.744
1920-25	Alvin Twitchell	50	20	.714
1925-27	E.L. Roberts	16	19	.457
	Roberts Overall	74	39	.655
1927-35	G. Ott Romney	152	81	.652
1935-36	Edwin R. Kimball	17	10	.630
1936-38	Fred "Buck" Dixon	25	23	.521
1938-41	Edwin R. Kimball	43	29	.597
	Kimball Overall	60	39	.606
1941-49	Floyd Millet	105	77	.577
1949-72	Stan Watts	372	254	.594
1972-75	Glenn Potter	42	36	.538
1975-83	Frank Arnold	137	94	.593
1983-89	Ladell Andersen	114	71	.616
1989-96	Roger Reid	152	77	.664
1996-97	Tony Ingle	0	19	.000
1997-01	Steve Cleveland	67	57	.540
1905-01	<b>OVERALL</b>	<b>1,409</b>	<b>910</b>	<b>.608</b>

# cumulative stats



Year	Gms	Minutes	FG	FGA	FG%	3 FG	3 FGA	3-FG%	FT	FTA	FT%	O-RB	D-RB	Total Reb.	RB Avg	PF	FO
1948-49	34		837						442	654	0.676					607	
1949-50	34		670	1977	0.339				420	668	0.629					563	
1950-51	37		920	2611	0.352				597	902	0.660			1457	39.4	709	25
1951-52	24		576	1756	0.328				299	482	0.620			901	37.5	442	15
1952-53	30		743		0.330				566		0.660			1392	46.4	558	22
1953-54	28		697		0.330				529		0.610			1335	47.7	539	9
1954-55	26		685	2104	0.326				522	808	0.646			1268	48.8	521	
1955-56	26		735	2032	0.362				536	770	0.696			1451	55.8	473	20
1956-57	28		688	1956	0.352				609	831	0.733			1230	43.9	508	18
1957-58	26		646	1731	0.373				405	650	0.623			1279	49.2	513	22
1958-59	26		751	1822	0.412				436	698	0.625			1402	53.9	470	22
1959-60	25		630	1653	0.381				416	613	0.679			1168	46.7	459	18
1960-61	26		736	1790	0.411				451	670	0.673			1255	48.3	524	
1961-62	26		725	1910	0.380				390	604	0.646			1293	49.7	530	
1962-63	26		745	1825	0.408				495	701	0.706			1273	49.0	596	
1663-64	25		775	1775	0.437				424	605	0.701			1220	48.8	508	
1964-65	28		1014	2122	0.478				611	825	0.741			1457	52.0	584	
1965-66	25		946	1898	0.498				496	693	0.720			1346	53.8	488	
1966-67	24		762	1550	0.492				436	644	0.678			1117	46.5	519	
1967-68	25		787	1803	0.436				490	720	0.681			1276	51.0	498	
1968-69	28		903	2029	0.445				519	785	0.661			1438	51.4	574	
1969-70	26		812	1859	0.437				472	718	0.657			1369	52.7	534	
1970-71	29		918	1933	0.475				565	805	0.702			1352	46.6	403	
1971-72	26		801	1659	0.483				526	736	0.715			1206	46.4	435	12
1972-73	26		822	1701	0.483				428	594	0.721			1240	47.7	365	
1973-74	26		788	1730	0.455				439	581	0.756			1137	43.7	492	12
1974-75	26		819	1725	0.475				424	613	0.692			1119	43.0	552	24
1975-76	26		805	1722	0.467				405	585	0.692			1162	44.7	572	31
1976-77	27		800	1706	0.469				413	571	0.723			1071	39.7	579	24
1977-78	30		957	1974	0.485				515	725	0.710			1126	37.5	640	39
1978-79	28		940	1778	0.529				501	717	0.699			1176	42.0	587	29
1979-80	29		955	1830	0.529				511	722	0.708			1224	42.2	543	21
1980-81	32		960	1954	0.491				600	840	0.714			1366	42.7	591	29
1981-82	30		697	1511	0.461				491	689	0.712			1118	37.2	507	14
1982-83	29		761	1652	0.461				492	687	0.716			1111	38.3	560	27
1983-84	31		896	1762	0.509				641	855	0.75			1076	34.7	624	17
1984-85	29		821	1773	0.463				533	789	0.676			1048	36.1	671	29
1985-86	32		897	1917	0.468				534	769	0.694			1171	36.6	654	22
1986-87	32		965	1972	0.489	127	318	0.399	577	773	0.746			1186	37.1	673	15
1987-88	32		976	1839	0.531	146	323	0.452	637	835	0.763			1160	36.3	597	15
1988-89	29		838	1675	0.500	135	359	0.376	527	647	0.815			968	33.4	574	14
1989-90	30		739	1482	0.499	140	311	0.450	492	684	0.719			925	30.8	584	21
1990-91	34		876	1796	0.488	121	303	0.399	581	825	0.704	348	811	1257	37.0	660	18
1991-92	32		877	1762	0.498	214	497	0.431	599	813	0.737	302	760	1176	36.8	621	20
1992-93	34	6875	948	1905	0.498	161	443	0.363	697	909	0.767	405	837	1324	38.9	721	15
1993-94	32	6453	876	1779	0.492	141	444	0.318	647	880	0.735	330	741	1185	37.0	691	21
1994-95	32	6481	809	1743	0.464	170	486	0.350	617	798	0.773	338	693	1124	35.1	601	22
1995-96	28	5602	802	1690	0.475	112	335	0.334	587	767	0.765	307	652	1061	37.9	599	
1996-97	26	5218	578	1453	0.398	99	379	0.261	292	453	0.645	246	483	824	31.7	505	18
1997-98	30	6081	589	1571	0.375	194	638	0.304	534	749	0.713	328	620	1060	35.3	638	
1998-99	28	5650	671	1487	0.451	176	474	0.371	491	677	0.725	254	659	913	32.6	585	28
1999-2000	33	6624	795	1725	0.461	192	515	0.373	546	784	0.696	299	819	1118	33.9	640	15
2000-2001	33	6600	744	1620	0.459	185	485	0.381	651	835	0.780	292	760	1052	31.9	691	23

# cumulative stats



Year	PF	FO	Assts	TO	Blocks	Steals	Points	PPG	Wins	Loss	Win %	Conf. Wins	Conf. Loss	Conf., Place
1948-49	607						2116	58.8	21	13	0.618	12	8	4th, SC
1949-50	563						1760	55.0	22	12	0.647	14	6	1st, SC
1950-51	709	25	405				2416	65.3	28	9	0.757	15	5	1st, SC
1951-52	442	15	171				1451	60.4	14	10	0.583	9	5	2nd, SC
1952-53	558	22					2052	68.5	22	8	0.733	11	3	2nd, SC
1953-54	539	9					1923	68.6	18	11	0.621	9	5	3rd, SC
1954-55	521						1892	72.8	13	13	0.500	10	4	2nd, SC
1955-56	473	20					2006	77.2	18	8	0.692	10	4	2nd, SC
1956-57	508	18					1985	70.1	19	9	0.679	11	3	1st, SC
1957-58	513	22					1697	65.3	12	14	0.462	9	5	T2nd, SC
1958-59	470	22					1965	75.6	15	11	0.577	8	6	4th, SC
1959-60	459	18					1676	67.0	8	17	0.320	5	9	5th, SC
1960-61	524						1923	74.0	15	11	0.577	9	5	3rd, SC
1961-62	530						1834	70.5	10	16	0.385	5	9	
1962-63	596						1985	76.3	12	14	0.462	6	4	2nd, WAC
1663-64	508						1974	79.0	13	12	0.520	5	5	3rd, WAC
1964-65	584						2639	94.3	21	7	0.750	8	2	1st, WAC
1965-66	488						2388	95.5	20	5	0.800	6	4	2nd, WAC
1966-67	519						1960	81.7	14	10	0.583	8	2	T1st, WAC
1967-68	498						2064	85.6	13	12	0.52	4	6	T4th, WAC
1968-69	574						2325	83.0	16	12	0.571	6	4	T1st, WAC
1969-70	534						2096	80.6	8	18	0.308	4	10	7th, WAC
1970-71	403						2401	82.8	18	11	0.621	10	4	1st, WAC
1971-72	435	12					2128	81.8	21	5	0.808	12	2	1st, WAC
1972-73	365						2068	79.5	19	7	0.731	9	5	T2nd, WAC
1973-74	492	12					2015	77.5	11	15	0.423	6	8	6th, WAC
1974-75	552	24					2062	79.3	12	14	0.462	5	9	6th, WAC
1975-76	572	31	445				2015	77.5	12	14	0.462	6	8	T5th, WAC
1976-77	579	24	444				2013	74.6	12	15	0.444	4	10	7th, WAC
1977-78	640	39	565	475	70	168	2429	81.0	12	18	0.400	6	8	T4th, WAC
1978-79	587	29	540	489	97	172	2381	85.0	20	8	0.714	10	2	1st, WAC
1979-80	543	21	560	450	103	144	2421	83.5	24	5	0.828	13	1	1st, WAC
1980-81	591	29	542	476	117	157	2520	78.8	25	7	0.781	12	4	3rd, WAC
1981-82	507	14	450	444	90	127	1885	62.8	17	13	0.567	9	7	T4th, WAC
1982-83	560	27	445	394	133	173	2014	69.4	15	14	0.517	11	5	T1st, WAC
1983-84	624	17	495	444	75	196	2433	78.5	20	11	0.645	12	4	2nd, WAC
1984-85	671	29	438	364	64	183	2175	75.0	15	14	0.517	9	7	T3rd, WAC
1985-86	654	22	496	452	102	187	2328	72.8	18	14	0.563	11	5	4th, WAC
1986-87	673	15	540	423	109	201	2634	82.3	21	11	0.656	12	4	2nd, WAC
1987-88	597	15	597	442	86	205	2735	85.5	26	6	0.813	13	3	1st, WAC
1988-89	574	14	438	392	25	175	2338	80.6	14	15	0.483	7	9	5th, WAC
1989-90	584	21	467	369	47	191	2110	70.3	21	9	0.700	11	5	T1st, WAC
1990-91	660	18	565	473	246	175	2454	72.2	21	13	0.618	11	5	2nd, WAC
1991-92	621	20	564	451	94	219	2567	80.2	25	7	0.781	12	4	T1st, WAC
1992-93	721	15	613	566	127	214	2754	81.0	25	9	0.735	15	3	T1st, WAC
1993-94	691	21	482	474	108	219	2540	79.4	22	10	0.688	12	6	3rd, WAC
1994-95	601	22	498	448	99	225	2405	75.2	22	10	0.688	13	5	T2nd, WAC
1995-96	599		479	386	71	185	2303	82.3	15	13	0.536	9	9	5th, WAC
1996-97	505	18	316	425	53	147	1547	59.5	1	25	0.038	0	16	8th, WAC Mtn
1997-98	638		355	486	72	194	1906	63.5	9	21	0.300	4	10	6th, WAC Mtn
1998-99	585	28	359	484	87	188	2009	71.8	12	16	0.429	6	8	5th, WAC Pac
1999-2000	640	15	478	453	73	236	2328	70.5	22	11	0.667	7	7	6th, MWC
2000-2001	691	23	414	454	108	203	2324	70.4	24	9	0.727	10	4	T1st, MWC



# postseason results

## POSTSEASON APPEARANCES SINCE 1964

### 1965

UCLA 100, BYU 76 (NCAA)  
Okla. City 112, BYU 102 (NCAA)

### 1966

BYU 90, Temple 78 (NIT)  
BYU 97, Army 60 (NIT)  
BYU 97, NYU 84 (NIT Final)

### 1969

New Mexico St. 74, BYU 62 (NCAA)

### 1971

BYU 91, Utah St. 82 (NCAA)  
UCLA 91, BYU 73 (NCAA)  
Pacific 84, BYU 81 (NCAA)

### 1972

Long Beach St. 95, BYU 90 (NCAA)

### 1979

San Francisco 86, BYU 63 (NCAA)

### 1980

Clemson 71, BYU 66 (NCAA)

### 1981

BYU 60, Princeton 51 (NCAA)  
BYU 78, UCLA 55 (NCAA)  
BYU 51, Notre Dame 50 (NCAA)  
Virginia 74, BYU 60 (NCAA)

### 1982

Washington 66, BYU 63 (NIT)

### 1984

BYU 84, UAB 68 (NCAA)  
Kentucky 77, BYU 66 (NCAA)

### 1986

at BYU 67, SMU 63 (NIT)  
at BYU 93, Cal-Irvine 80 (NIT)  
at Ohio State 79, BYU 68 (NIT)

### 1987

New Orleans 83, BYU 79 (NCAA)

### 1988

BYU 98, NC Charlotte 92 (NCAA)  
Louisville 97, BYU 76 (NCAA)

### 1990

Clemson 49, BYU 47 (NCAA)

### 1991

BYU 61, Virginia 48 (NCAA)  
Arizona 76, BYU 61 (NCAA)

### 1992

LSU 94, BYU 83 (NCAA)

### 1993

BYU 80, SMU 71 (NCAA)  
Kansas 90, BYU 76 (NCAA)

### 1994

at BYU 74, Arizona St. 67 (NIT)  
at Fresno St. 68, BYU 66 (NIT)

### 1995

Tulane 76, BYU 70 (NCAA)

### 2000


at BYU 81, Bowling Green 54 (NIT)  
at BYU 82, Southern Illinois 57 (NIT)  
at Notre Dame 64, BYU 52 (NIT)

### 2001

Cincinnati 84, BYU 59 (NCAA)

### OVERALL RECORD

NCAA 11-22 (19 years)  
NIT 11-6 (8 years)  
(Champions 1951, 1966)



2001 MWC Tournament MVP Mekeli Wesley celebrates BYU earning an NCAA Tournament berth after capturing the MWC Tournament Championship 69-65 over New Mexico.

## CONFERENCE TOURNAMENT RECORD


3/9/84	v. New Mexico (at El Paso)	55-64 L
3/04/85	Air Force (at Provo)	79-82 L
3/06/86	v. New Mexico	68-79 L
3/05/87	v. Air Force (in Alb.)	82-79 (OT) W
3/06/87	at New Mexico	86-93 L
3/10/88	Hawaii (in Provo)	76-74 W
3/11/88	UTEP	63-66 L
3/10/89	v. Hawaii (in SLC)	69-72 L
3/8/90	v. Utah (in El Paso)	61-62 (OT) L
3/7/91	v. CSU (in Laramie)	69-56 W
3/8/91	v. Hawaii	73-71 (OT) W
3/9/91	v. Utah	51-49 (OT) W
3/12/92	v. Air Force (in Ft Collins)	72-51 W
3/13/92	v. Utah	75-62 W
3/14/92	v. UTEP	73-71 W
3/11/93	v. Hawaii (in SLC)	85-71 W
3/12/93	v. New Mexico	59-68 L
3/10/94	v. Utah (in SLC)	96-65 W
3/11/94	v. Fresno State	87-72 W
3/12/94	v. Hawaii	66-73 L
3/9/95	v. CSU (in Albuquerque)	73-75 L
3/7/96	v. CSU (in Albuquerque)	84-100 L
3/3/98	v. Tulsa (in Las Vegas)	56-59 L
3/2/99	v. TCU (in Las Vegas)	90-74 W
3/4/99	v. Utah	62-81 L
3/9/00	v. New Mexico (in Las Vegas)	55-43 W
3/10/00	v. Utah	58-54 W
3/11/00	at UNLV	56-79 L
3/8/01	v. Air Force (in Las Vegas)	69-54 W
3/9/01	v. Utah	77-66 W
3/10/01	v. New Mexico	69-65 W

Conference Tournament Record	.....17-14
First Round Record	.....9-8
Second Round Record	.....5-4
Championship Finals Record	.....3-2
WAC Tournament Record	.....12-13
MWC Tournament Record	.....5-1
Tournament Record (NEUTRAL)	.....16-10
Tournament Record (HOME)	.....1-2
Tournament Record (AWAY)	.....0-2



# tournament results

YEAR	TOURNAMENT	PLC.	REC.	1978-79	1979-80	1980-81	1981-82	1982-83	1983-84	1984-85	1985-86	1986-87	1987-88	1988-89	1989-90	1990-91
1949-50	Rocky Mtn. Conf.	1st	3-0	Cougar Classic	1st	2-0										
	Los Angeles Inv.	4th	1-1	Pillsbury Classic	3rd	1-1										
	NCAA	4th	1-1	NCAA Regional		0-1										
1950-51	Rocky Mtn. Conf.	2nd	2-1	Cougar Classic	1st	2-0										
	NIT	1st	3-0	Far West Classic	3rd	2-1										
	NCAA	4th	1-2	NCAA Regional		0-1										
1951-52	Sugar Bowl	4th	0-2	Cougar Classic	1st	2-0										
1952-53	Dixie Classic	2nd	2-1	Volunteer Classic	2nd	1-1										
	NIT	0-1	0-1	NCAA Regional		3-1										
1953-54	Holiday Festival	3rd	2-1	Cougar Classic	1st	2-0										
	NIT	0-1	0-1	NIT		0-1										
1955-56	Motor City	1st	2-0	Cougar Classic	3rd	1-1										
1956-57	Holiday Festival	3rd	2-1	Holiday Festival	4th	0-2										
	NCAA Regional	3rd	1-1	Cougar Classic	3rd	1-1										
1958-59	Queen City	4th	0-2	Kentucky Inv.	2nd	2-1										
1959-60	Hurricane	3rd	1-1	WAC		0-1										
				NCAA Regional		1-1										
1960-61	Poinsetta	3rd	1-1	Cougar Classic	1st	2-0										
1962-63	Quaker City	2nd	2-1	Stanford Inv.	3rd	1-1										
1963-64	Far West	2nd	2-1	Cougar Classic	1st	2-0										
1964-65	All-College	3rd	2-1	Cotton States	3rd	1-1										
	NCAA Regional	4th	0-2	WAC		0-1										
1965-66	Quaker City	5th	2-1	Kactus Klassic	3rd	1-1										
	NIT	1st	3-0	Cougar Classic	2nd	1-1										
				WAC		0-1										
1966-67	Holiday Festival	6th	1-2	NIT		2-1										
1967-68	All-College	2nd	2-1	Coca-Cola NIT Classic	0-1											
1968-69	Cable Car Classic	4th	0-2	Cougar Classic	2nd	1-1										
	Far West Classic	3rd	2-1	Cable Car Classic	1st	2-0										
	NCAA Regional		0-1	WAC		1-1										
1969-70	Quaker City	5th	1-2	NCAA		0-1										
1970-71	NCAA Regional	4th	1-2	Cougar Classic	1st	2-0										
	Rainbow Classic	2nd	2-1	WAC		1-1										
1971-72	Cougar Classic	1st	2-0	NCAA		1-1										
	Jayhawk Classic	3rd	1-1	Lapchick	2nd	1-1										
	Old Dominion	3rd	1-1	Cougar Classic	2nd	1-1										
	NCAA Regional		0-1	WAC		0-1										
1972-73	All-College	2nd	2-1	Cougar Classic	1st	2-0										
1973-74	Far West Classic	4th	2-1	WAC		0-1										
1975-76	Cougar Classic	2nd	1-1	NCAA		0-1										
	Old Dominion	1st	2-0	Big Apple NIT		0-1										
1976-77	Cougar Classic	1st	2-0	Cougar Classic	2nd	1-1										
	All-College	3rd	2-1	Holiday Festival	4th	0-2										
1977-78	Cougar Classic	4th	0-2	WAC	1st	3-0										
	Rainbow Classic	7th	1-2	NCAA		1-1										




Michael Vranes scored 13 points to help BYU advance to the quarter-finals of the 2000 NIT Tournament with an 82-57 victory over Southern Illinois

1991-92	Cougar Classic	1st	2-0
	Red Lobster Clsc.	3rd	1-1
	WAC	1st	3-0
	NCAA		0-1
1992-93	Cougar Classic	1st	2-0
	Maui Invitational	2nd	2-1
	Far West Classic	4th	0-2
	WAC		1-1
	NCAA		1-1
1993-94	T. of Champions	2nd	1-1
	Cougar Classic	1st	2-0
	WAC	2nd	2-1
	NIT		1-1
1994-95	Alaska Shootout	2nd	2-1
	Cougar Classic	1st	2-0
	Cable Car Classic	1st	2-0
	WAC		0-1
	NCAA		0-1
1995-96	Cougar Classic	1st	2-0
	WAC		0-1
1996-97	Cougar Classic	4th	0-2
1997-98	Cougar Classic	1st	2-0
	Rainbow Classic		1-2
	WAC		0-1
1998-99	Cougar Classic	1st	2-0
	WAC		1-1
1999-00	Cougar Classic	1st	2-0
	MWC	2nd	2-1
	NIT		2-1
2000-01	Yahoo Sports Invit.	4th	1-2
	MWC	1st	3-0
	NCAA		0-1

(19 NCAA Appearances: 11-22)  
(8 NIT Appearances: 11-6)

Former LDS Church President Ezra T. Benson greets Brian Taylor and the 1987-88 BYU team members before the NCAA Midwest Regional in Birmingham, Ala. The Cougars were the 4th seed and defeated NC-Charlotte in the first round of the NCAA Tournament.



# march madness

## 1950

Western Regional Semis (Kansas City)  
Baylor 56, BYU 55  
Western Consolation (Kansas City)  
BYU 83, UCLA 62

## 1951

West First Round (Kansas City)  
BYU 68, San Jose State 61  
West Regional Semifinals (Kansas City)  
Kansas State 64, BYU 54  
West Regional Consolation (Kansas City)  
Washington 80, BYU 67

West Reg. Consolation (Salt Lake)  
Pacific 84, BYU 81

## 1972


West First Round (Pocatello, Idaho)  
Long Beach State 95, BYU 90

## 1979

West Second Round (Tucson, Ariz.)  
(4) San Francisco 86 (5) BYU 63

## 1980

West First Round (Ogden, Utah)  
(6) Clemson 71 (3) BYU 66



## 19 NCAA APPEARANCES

### 1990

East First Round (Hartford, Conn.)  
(5) Clemson 49, (12) BYU 47

### 1991

West First Round (Salt Lake)  
(10) BYU 61, (7) Virginia 48  
West Second Round (Salt Lake)  
(2) Arizona 76, (10) BYU 61

### 1992

West First Round (Boise, Idaho)  
(7) LSU 94, (10) BYU 83

### 1993


Midwest First Round (Chicago)  
(7) BYU 80, (10) SMU 71  
Midwest Second Round (Chicago)  
(2) Kansas 90, (7) BYU 76

### 1995

Midwest First Round (Memphis, Tenn.)  
(9) Tulane 76, (8) BYU 70

### 2001

West First Round (San Diego, Calif.)  
(5) Cincinnati 84, (11) BYU 59



In the 1981 NCAA tournament BYU advanced to the "Elite Eight" where they took on All-American Ralph Sampson and the Virginia Cavaliers. After beating Princeton, UCLA and Notre Dame earlier in the tournament, the Cougars, led by Greg Kite, Fred Roberts and Danny Ainge, were finally eliminated by the Cavaliers in the elite eight.

## 1957

West Regional Semifinals (Corvallis, Ore)  
California 86, BYU 59  
West Regional Consolation (Corvallis, Ore)  
BYU 65, Idaho State 54

## 1965

West Regional Semifinals (Provo)  
UCLA 100, BYU 76  
West Regional Consolation (Provo)  
Oklahoma City 112, BYU 102

## 1969

West First Round (Las Cruces, NM)  
New Mexico State 74, BYU 62

## 1971

West First Round (Logan, UT)  
BYU 91, Utah State 82  
West Reg. Semifinals (Salt Lake)  
UCLA 91, BYU 73

## 1981

East Regional (Providence, R.I.)  
(6) BYU 60, (11) Princeton 51  
(6) BYU 78, (3) UCLA 55  
East Regional Semifinals (Atlanta)  
(6) BYU 51, (2) Notre Dame 50  
West Regional Finals (Atlanta)  
(1) Virginia 74, (6) BYU 60

## 1984


Midwest Regional (Birmingham, Ala.)  
(8) BYU 84, (9) UAB 68  
(1) Kentucky 93, (8) BYU 68

## 1987

SE First Round (Birmingham, Ala.)  
(7) New Orleans 83, (10) BYU 79

## 1988

Midwest Regional (Birmingham, Ala.)  
(4) BYU 98, (13) NC-Charlotte 92 (OT)  
(5) Louisville 97, (4) BYU 76



## BYU nails Irish on Ainge shot; Lamp lights way as Cavs win

ATLANTA (AP) — All-American Danny Ainge drove the length of the floor and sank a layup with two seconds remaining in the game, giving 18th-ranked Brigham Young a 51-50 victory over seventh-ranked Notre Dame in the NCAA East regional basketball semifinals.

### NCAA East

"We didn't want to go out (of the tourney) tonight," said Lamp. "We have a lot of opponents and there was a lot of




there immediately after Tennessee had taken a 36-31 lead with 13:20 remaining on a steal and layup by Michael Brooks. Tennessee went scoreless for the next 8:51 as Lamp, a third-year All-American, who had a game-high 18 points, sank an eight-foot shot, a jumper from

Cavaliers came right back with six straight points and finished the rout at the free-throw line in the final three minutes. Larry Raker, playing despite an injured thigh, and Jeff Jones each added 10 points for Virginia, 27-3. Ralph Sampson

2000-2001 SEASON REVIEW



# SEASON REVIEW



## 2000-2001 MWC CHAMPIONSHIP SEASON



- **2000-01 SEASON SUMMARY** – Last year BYU finished 24-9 while earning its first conference tournament title since 1992, its first regular season championship since 1993 and its first NCAA bid since 1995. The Cougars went 10-4 in Mountain West Conference play to earn a three-way share of the title with Utah and Wyoming. BYU won the MWC Tournament and earned the automatic bid to the NCAA Tournament with wins over Air Force, Wyoming and New Mexico at the Thomas & Mack Center in Las Vegas. BYU, the 12th seed, lost its first round NCAA game at Cox Arena in San Diego to No. 5-seed Cincinnati. Mekeli Wesley was the MWC Player of the Year and guards Terrell Lyday and Trent Whiting were named to the MWC First and Second Team respectively. As a team, BYU led the nation in free throw shooting (.780) and had the nation's best single-game field goal percentage, making 70.8 percent vs. Elon College.

- **MARCHING IN MARCH** – BYU has come on strong late in each season under coach Steve Cleveland. BYU has a 12-5 record in March in Cleveland's four years. BYU was 11-3 in the past two seasons, including a 5-1 record last March. The Cougars won all five games in March on the road. With the MWC regular season title on the line, BYU swept New Mexico and Air Force on the road before winning three straight in Las Vegas to win the MWC Tournament.

- **WINS** – BYU finished 24-9 last year, the most wins of any MWC team. Only five BYU teams have ever had more wins. The

Cougars also had the fewest losses for a BYU team since 1993, when BYU finished 25-9. BYU has surpassed the 20-win mark the past two seasons with 24-9 and 22-11 campaigns. The last time BYU had posted back-to-back 20-win seasons was the 1993-94 and 1994-95 seasons with identical 22-10 records.





- **WINNING MARGINS** – The Cougars' 10 MWC wins last year were by a margin of 14 points while their four conference losses were by an average of 7.7 points. BYU held double-digit leads in two of those losses, at Wyoming and at UNLV, and trailed by a single point with 30 seconds remaining at Colorado State. BYU defeated its conference co-champions Utah and Wyoming by an average of 12 points per game while its two losses were both seven-point defeats on the road.

- **WINNING AT HOME** – The Cougars had a perfect 15-0 record at home last year. BYU enters this season with a 20-game home winning streak - 6th best in the nation. The 15-0 home record was the second most home wins in a season in school history and only the fifth time a Cougar team has gone unbeaten at home and the first time since 1995 – the last year BYU had earned an NCAA Tournament berth. BYU's last home loss was to New Mexico (78-74) on Feb. 17, 2000. The Roger Reid 1989-90 team also went a perfect 15-0 at home. Other unbeaten teams include the Stan Watts coached 1971-72 team (12-0), Frank Arnold's 1978-79 (14-0) and 1980-81 (13-0) teams and Reid's 1994-95 (14-0) squad. With its 15th home win last year, BYU improved upon its 14-2 home record (including two NIT victories) in 1999-2000 to become only the third Cougar team to win more than 14 home games in a season. In addition to the 15-0 1989-90 team, the 1987-88 Ladell Andersen squad won a BYU record 16 games with two losses in the Marriott Center.

- **FAN SUPPORT** – Fan support in the Marriott Center has improved each year under Steve Cleveland. BYU averaged 15,608 in its seven conference home contests last year, compared to 13,464 and 11,562 the prior two seasons. The top crowd last season was 19,098 in BYU's win over rival Utah on ESPN. Overall average attendance has grown from 8,430 in Cleveland's first season to 11,452 last year.

- **NATION'S BEST** – BYU was the nation's top free throw shooting team last year, making 78 percent from the line. The Cougars also had the



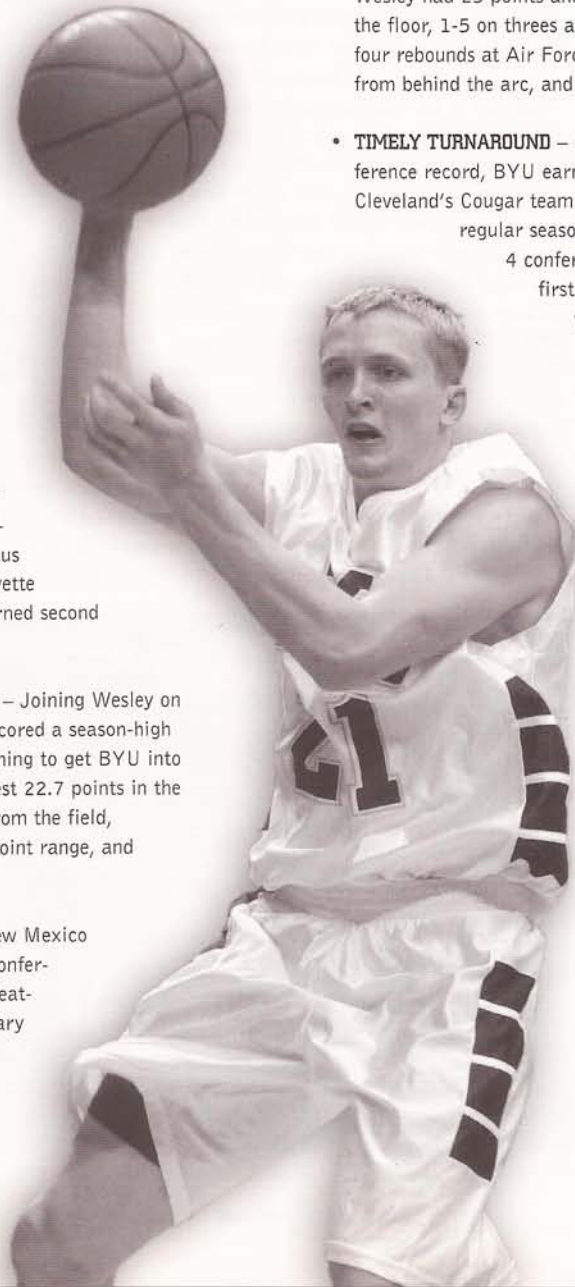


nation's top team single-game field goal percentage, making 70.8 percent in the season opener against Elon College. On the year, BYU shot 45.9 percent from the floor and 38.1 percent from three-point range.

- **WESLEY ALL-AMERICAN** – Mekeli Wesley earned honorable mention AP All-America honors. Prior to Wesley, BYU's Gary Trost was the last player recognized by an All-America-selecting organization in 1993.
- **WESLEY NAMED MWC SEASON AND TOURNNEY MVP** – Mekeli Wesley, the regular season MWC Player of the Year, earned MVP honors at the MWC Tournament, averaging 22 points and six rebounds in BYU's three wins while shooting 66.7 percent from the floor, 62.5 percent (5-8) on threes, and 81 percent (17-21) from the line. He totaled a season-high 30 points in the title game.
- **WESLEY, LYDAY NAMED ALL-DISTRICT** – Mekeli Wesley was named to the first team and Terrell Lyday the second team of the National Association of Basketball Coaches All-District 13 teams Friday. Wesley earned the award for the second straight year. Other MWC players named to the teams included Wyoming's Josh Davis (1st) and Marcus Bailey (2nd). Weber State's Jermain Boyette and Southern Utah's Fred House also earned second team honors.
- **LYDAY EARNS ALL-TOURNEY ACCOLADES** – Joining Wesley on the All-MWC Tournament Team, Lyday scored a season-high 32 points in the semifinal win over Wyoming to get BYU into the title clash. Lyday averaged a team-best 22.7 points in the three wins while shooting 52.6 percent from the field, including 75 percent (9-12) from three-point range, and 95 percent (19-20) from the line.
- **RARE ROAD SWEEP** – With its wins at New Mexico and Air Force, BYU swept a two-game conference road trip for the first time since defeating San Diego State and Hawaii in January of 1999 as a member of the WAC. Last year BYU defeated San Diego State and UNLV on the road but during separate one-game trips. The Cougars

lost at Air Force and New Mexico last season on the road. Wyoming was the only other MWC team to sweep the New Mexico-Air Force trip this season.

- **WESLEY CARRIES COUGARS TO TITLE** – Mekeli Wesley recorded back-to-back 25 point games and averaged six rebounds while leading BYU to a sweep of its road trip over New Mexico and Air Force to gain a share of the Mountain West Conference regular season title. He shot 57.1 percent from the floor and 80 percent from the free throw line in the two victories. Wesley had 25 points and eight rebounds at New Mexico, going 6-11 from the floor, 1-5 on threes and 12-16 from the line. He had 25 points and four rebounds at Air Force, making 6-10 from the field, including 1-2 from behind the arc, and 12-14 from the line.
- **TIMELY TURNAROUND** – Four years after a 1-25 season and a 0-16 conference record, BYU earned the title of conference champions. Steve Cleveland's Cougar team won a share of the Mountain West Conference regular season title after finishing sixth last year. With its 10-4 conference record, BYU finished in a three-way tie for first place with Wyoming and Utah. The Cougars last won the conference crown in 1993, when BYU finished 15-1 to win the WAC title. BYU entered the MWC Tournament in Las Vegas as the No. 2 seed, with Utah earning the top seed in the tiebreaker and Wyoming being seeded third. BYU went on to win the tournament title, its first conference title since winning the WAC tournament in 1992. BYU has played in the MWC tournament title games both seasons.



# season review

## All-Mountain West Conference Men's Basketball Team (selected by head coaches)

**Player of the Year** – Mekeli Wesley, BYU

**Newcomer of the Year** – Uche Nsonwu-Amadi, Wyoming

**Freshmen of the Year** – Nick Jacobson, Utah

**Coach of the Year** – Dick Hunsaker, Utah

### First-Team All-Mountain West

Marcus Bailey, Wyoming, So., 6-5, 190, G/F, Cheyenne, Wyo. (East HS)

Josh Davis, Wyoming, Jr., 6-8, 235, F/C, Salem, Ore. (Salem Academy HS)

Kaspars Kambala, UNLV, Sr., 6-9, 250, C, Riga, Latvia (Homestead HS)

Terrell Lyday, BYU, Sr., 6-3, 195, G, Fresno, Calif. (Fresno City College)

Mekeli Wesley, BYU, Sr., 6-9, 235, F, Provo, Utah (Provo HS)

### Second-Team All-Mountain West

Kevin Bradley, Utah, Jr., 6-0, 170, G, Los Angeles, Calif. (Compton CC)

Ruben Douglas, New Mexico, So., 6-4, 185, G, Altadena, Calif. (Univ. of Arizona)

Britton Johnson, Utah, 6-9, 205, So., F, Murray, Utah (Murray HS)

Uche Nsonwu-Amadi, Wyoming, So., 6-10, 260, F/C, Enugu, Nigeria (Indian Hills CC)

Trent Whiting, BYU, Sr., 6-1, 185, G, Kuna, Idaho (Univ. of Utah)

### All-Mountain West Newcomer Team

Kevin Bradley, Utah, Jr., 6-0, 170, G, Los Angeles, Calif. (Compton CC)

Ruben Douglas, New Mexico, So., 6-4, 185, G, Altadena, Calif. (Univ. of Arizona)

Randy Holcomb, San Diego State, Jr., 6-9, 219, F, Chicago, Ill. (LA City College)

Uche Nsonwu-Amadi, Wyoming, So., 6-10, 260, F/C, Enugu, Nigeria (Indian Hills CC)

Trent Whiting, BYU, Sr., 6-1, 185, G, Kuna, Idaho (Univ. of Utah)

\$ 1999-2000 All-MWC First-Team Selection

! 1999-2000 MWC All-MWC Second-Team Selection

& 1999-2000 Newcomer of the Year




## 2000-2001 MOUNTAIN WEST CONFERENCE FINAL STANDINGS

Pl.	Team	Conf.	Pct.	H	A	Overall	Pct.	H	A	N
1.	BYU	10-4	.714	7-0	3-4	24-9	.727	15-0	5-3	5-3
	Utah	10-4	.714	7-0	3-4	19-12	.613	13-3	5-6	1-3
3.	Wyoming	10-4	.714	6-1	4-3	20-10	.667	11-2	6-7	3-1
4.	UNLV	7-7	.500	5-2	2-5	16-13	.552	12-3	3-7	1-3
	New Mexico	6-8	.429	4-3	2-5	21-13	.618	15-4	4-8	2-1
6.	Colorado State	6-8	.429	5-2	1-6	15-13	.536	10-3	2-8	3-2
7.	San Diego State	4-10	.400	3-4	1-6	14-14	.500	12-5	2-8	0-1
8.	Air Force	3-11	.214	3-4	0-7	8-21	.276	5-9	1-11	2-1


## MWC 2001 Men's Awards Announced

The league's eight men's head coaches selected the all-conference teams, coach, player, freshman and newcomer awards. Utah head coach Dick Hunsaker captured Coach of the Year honors, while Mekeli Wesley of BYU was selected as the Player of the Year and Uche Nsonwu-Amadi of Wyoming was named Newcomer of the Year. Freshman of the Year honors went to Nick Jacobson of Utah. BYU and Wyoming, two of the three regular season tri-champions with Utah, placed two players each on the first team. Mekeli Wesley and Terrell Lyday of BYU were honored, while Wyoming had Marcus Bailey and Josh Davis garner first-team acclaim. UNLV's Kaspars Kambala was the fifth member of the MWC's first-team. The Cowboys' Davis and Runnin' Rebels' Kambala were both first team selections last year, while the Cougars' Wesley was a second team honoree.




BYU senior Mekeli Wesley was selected as Player of the Year after leading the Cougars to at least a share of a conference title for the first time since the 1992-93 season. Wesley averaged 17.0 points and 5.4 rebounds per game in conference play this season while shooting 50.7 percent from the field and 40 percent from the 3-point line. He averaged 16.5 points per and 5.5 rebounds per game and shot 49.5 percent

from the field. Wesley was named the MWC Player of the Week twice this season (Dec. 11 and Jan. 2) and was a second-team All-MWC selection last year. He becomes the first Cougar to be named conference Player of the Year award since Michael Smith in 1987-88.



BYU's Terrell Lyday was the MWC's Newcomer of the Year last season. The senior guard ranks third in scoring in league play with a 16.8 average and fourth in all-games at 15.9 points per game. He is a 80.9 percent free throw shooter (6th) in league contests and 81.5 percent in all games. Lyday also averages 1.50 steals per conference game (6th) and 1.24 in all games (9th).

**FAN SUPPORT** – Fan support in the Marriott Center has improved each year under Steve Cleveland. BYU averaged 15,608 in its seven conference home contests last year, compared to 13,464 and 11,562 the prior two seasons. The top crowd last season was 19,098 in BYU's win over rival Utah on ESPN. Overall average attendance has grown from 8,430 in Cleveland's first season to 11,452 last year.



## 2000-2001 BYU STATISTICS

TEAM STATISTICS	BYU	OPP
<b>SCORING</b>	2324	2069
Points per game	70.4	62.7
Scoring margin	+7.7	-
<b>FIELD GOALS-ATT</b>	744-1620	685-1656
Field goal pct	.459	.414
<b>3 POINT FG-ATT</b>	185-485	160-495
3-point FG pct	.381	.323
3-pt FG made per game	5.6	4.8
<b>FREE THROWS-ATT</b>	651-835	539-767
Free throw pct	.780	.703
<b>REBOUNDS</b>	1052	1043
Rebounds per game	31.9	31.6
Rebounding margin	+0.3	-
<b>ASSISTS</b>	414	351
Assists per game	12.5	10.6
<b>TURNOVERS</b>	454	495
Turnovers per game	13.8	15.0
Turnover margin	+1.2	-
Assist/turnover ratio	0.9	0.7
<b>STEALS</b>	203	193
Steals per game	6.2	5.8
<b>BLOCKS</b>	108	98
Blocks per game	3.3	3.0
<b>WINNING STREAK</b>	0	-
Home win streak	15	-
<b>ATTENDANCE</b>	171,775	144,174
Home games-Avg/Game	15-11,452	10-8,928
Neutral site-Avg/Game	-	8-6,862

## 2000-2001 PLAYER HONORS

### MEKELI WESLEY

- AP All-American (H.M.)
- NABC District 13 First Team
- MWC Player of the Year
- MWC Tournament MVP
- MWC First Team Selection
- MWC All-Tournament Team
- Two-time MWC Player of the Week
- All-Tourney Team Yahoo Invitational
- Chevrolet Player of the Game, NCAA First Round
- Dale Rex Memorial Award Winner

### TERRELL LYDAY

- NABC District 13 Second Team
- MWC First Team Selection
- MWC All-Tournament Team
- MWC Player of the Week
- BYU's Top Competitor Winner (Cougar Club)

### TRENT WHITING

- All-MWC Second Team
- MWC All-Newcomer Team
- Academic All-MWC

### ERIC NIELSEN

- Academic All-MWC

### NATHAN COOPER

- Academic All-MWC

# season review

## INDIVIDUAL STATS – ALL GAMES

<b>RECORD:</b>	<b>OVERALL</b>	<b>HOME</b>	<b>AWAY</b>	<b>NEUTRAL</b>	<b>SCORE BY PERIODS:</b>	<b>1st</b>	<b>2nd</b>	<b>Total</b>
ALL GAMES	(24-9)	(15-0)	(4-6)	(5-3)	BYU Cougars	1123	1201	2324
CONFERENCE	(10-4)	(7-0)	(3-4)	(0-0)	Opponents	949	1120	2069
NON-CONFERENCE	(14-5)	(8-0)	(1-2)	(5-3)				

## Player	GP-GS	Min	Avg	—TOTAL—		—3-PTS—		FT-FTA	Pct	— REBOUNDS —				PF	FO	A	TO	Blk	Stl	Pts	Avg
				FG-FGA	Pct	3FG-FGA	Pct			Off	Def	Tot	Avg								
15 Wesley	33-33	987	29.9	179-349	.513	32-76	.421	179-222	.806	52	129	181	5.5	104	1	45	77	27	19	569	17.2
24 Lyday	33-33	1082	32.8	159-395	.403	60-151	.397	162-197	.822	20	72	92	2.8	82	1	66	76	13	37	540	16.4
21 Whiting	26-25	910	35.0	123-285	.432	55-141	.390	68-83	.819	12	71	83	3.2	65	2	61	49	10	36	369	14.2
25 Nielsen	33-27	744	22.5	77-127	.606	1-3	.333	51-66	.773	39	88	127	3.8	110	9	21	52	18	11	206	6.2
02 Hansen	24-9	398	16.6	49-120	.408	5-17	.294	28-39	.718	24	49	73	3.0	49	3	27	17	4	15	131	5.5
42 Cooper	33-20	710	21.5	44-92	.478	11-30	.367	48-66	.727	34	93	127	3.8	68	1	43	37	4	20	147	4.5
20 Bobik	28-0	290	10.4	26-67	.388	12-45	.267	35-47	.745	3	36	39	1.4	28	0	26	26	2	17	99	3.5
34 Chrisman	29-0	277	9.6	29-52	.558	0-2	.000	24-36	.667	20	34	54	1.9	45	1	15	31	3	5	82	2.8
01 Knight	26-5	296	11.4	22-48	.458	0-0	.000	20-29	.690	21	45	66	2.5	70	4	6	22	14	8	64	2.5
31 Montague	33-12	657	19.9	20-49	.408	8-18	.444	23-31	.742	4	54	58	1.8	30	0	97	47	1	32	71	2.2
43 Dawes	23-1	155	6.7	8-22	.364	0-0	.000	10-15	.667	19	27	46	2.0	25	0	2	9	8	1	26	1.1
40 Howard	14-0	49	3.5	5-8	.625	0-0	.000	2-2	1.000	5	3	8	0.6	11	1	0	1	4	0	12	0.9
23 Shippen	11-0	26	2.4	3-4	.750	1-1	1.000	0-0	.000	1	7	8	0.7	3	0	4	3	0	1	7	0.6
10 Archibald	10-0	19	1.9	0-2	.000	0-1	.000	1-2	.500	0	0	0	0.0	0	0	1	3	0	1	1	0.1
<b>TEAM</b>										<b>38</b>	<b>52</b>	<b>90</b>	<b>2.7</b>				<b>4</b>				
Total	33	6600		744-1620	.459	185-485	.381	651-835	.780	292	760	1052	31.9	691	23	414	454	108	203	2324	70.4
Opponents	33	6600		685-1656	.414	160-495	.323	539-767	.703	344	699	1043	31.6	709	-	351	495	98	193	2069	62.7

## INDIVIDUAL STATS – MWC GAMES

<b>RECORD:</b>	<b>OVERALL</b>	<b>HOME</b>	<b>AWAY</b>	<b>NEUTRAL</b>	<b>SCORE BY PERIODS:</b>	<b>1st</b>	<b>2nd</b>	<b>Total</b>
ALL GAMES	(10-4)	(7-0)	(3-4)	(0-0)	BYU Cougars	471	498	969
CONFERENCE	(10-4)	(7-0)	(3-4)	(0-0)	Opponents	396	464	860
NON-CONFERENCE	(0-0)	(0-0)	(0-0)	(0-0)				

## Player	GP-GS	Min	Avg	—TOTAL—		—3-PTS—		FT-FTA	Pct	— REBOUNDS —				PF	FO	A	TO	Blk	Stl	Pts	Avg
				FG-FGA	Pct	3FG-FGA	Pct			Off	Def	Tot	Avg								
15 Wesley	14-14	421	30.1	73-144	.507	18-45	.400	74-93	.796	23	53	76	5.4	46	0	18	30	10	5	238	17.0
24 Lyday	14-14	464	33.1	70-173	.405	23-59	.390	72-89	.809	10	30	40	2.9	35	1	33	28	6	21	235	16.8
21 Whiting	14-13	488	34.9	63-151	.417	29-74	.392	39-44	.886	8	43	51	3.6	37	1	32	25	4	26	194	13.9
02 Hansen	5-4	97	19.4	14-31	.452	0-1	.000	8-10	.800	7	12	19	3.8	11	1	9	6	0	6	36	7.2
25 Nielsen	14-13	325	23.2	35-53	.660	1-1	1.000	16-19	.842	18	35	53	3.8	56	5	6	23	13	6	87	6.2
42 Cooper	14-8	320	22.9	19-41	.463	4-17	.235	25-33	.758	9	44	53	3.8	24	0	24	14	0	10	67	4.8
20 Bobik	13-0	133	10.2	9-26	.346	3-16	.188	14-19	.737	2	18	20	1.5	14	0	12	10	1	8	35	2.7
01 Knight	14-1	151	10.8	11-24	.458	0-0	.000	8-16	.500	10	24	34	2.4	39	1	3	13	9	7	30	2.1
34 Chrisman	13-0	98	7.5	9-15	.600	0-0	.000	3-8	.375	5	18	23	1.8	16	0	9	11	1	1	21	1.6
31 Montague	14-3	200	14.3	4-16	.250	1-4	.250	7-8	.875	2	13	15	1.1	7	0	19	8	0	7	16	1.1
23 Shippen	4-0	9	2.2	1-2	.500	1-1	1.000	0-0	.000	1	2	3	0.8	0	0	0	1	0	1	3	0.8
43 Dawes	9-0	68	7.6	2-8	.250	0-0	.000	1-2	.500	7	4	11	1.2	5	0	2	3	1	1	5	0.6
40 Howard	5-0	19	3.8	1-3	.333	0-0	.000	0-0	.000	2	2	4	0.8	2	0	0	1	1	0	2	0.4
10 Archibald	5-0	7	1.4	0-1	.000	0-1	.000	0-0	.000	0	0	0	0.0	0	0	0	1	0	0	0	0.0
<b>TEAM</b>										<b>17</b>	<b>20</b>	<b>37</b>	<b>2.6</b>	<b>0</b>			<b>3</b>				
Total	14	2800		311-688	.452	80-219	.365	267-341	.783	121	318	439	31.4	292	9	167	177	46	99	969	69.2
Opponents	14	2800		281-674	.417	70-214	.327	228-319	.715	126	300	426	30.4	283	-	163	203	44	84	860	61.4

## INDIVIDUAL STATS – HOME GAMES

<b>RECORD:</b>	<b>OVERALL</b>	<b>HOME</b>	<b>AWAY</b>	<b>NEUTRAL</b>
ALL GAMES	(15-0)	(15-0)	(0-0)	(0-0)
CONFERENCE	(7-0)	(7-0)	(0-0)	(0-0)
NON-CONFERENCE	(8-0)	(8-0)	(0-0)	(0-0)

<b>SCORE BY PERIODS:</b>	<b>1st</b>	<b>2nd</b>	<b>Total</b>
BYU Cougars	536	572	1108
Opponents	369	455	824

##	Player	GP-GS	Min	Avg	--TOTAL--		--3-PTS--		FT-FTA	Pct	--REBOUNDS--				PF	FO	A	TO	Blk	Stl	Pts	Avg
					FG-FGA	Pct	3FG-FGA	Pct			Off	Def	Tot	Avg								
24	Lyday	15-15	453	30.2	74-170	.435	32-70	.457	71-93	.763	10	29	39	2.6	32	0	31	33	8	18	251	16.7
21	Whiting	1-11	360	32.7	60-110	.545	26-61	.426	32-39	.821	1	25	26	2.4	26	1	34	22	4	17	178	16.2
15	Wesley	15-15	427	28.5	68-137	.496	16-36	.444	60-75	.800	21	56	77	5.1	41	0	22	30	18	9	212	14.1
25	Nielsen	15-14	343	22.9	35-63	.556	0-0	.000	28-34	.824	30	45	75	5.0	44	3	15	27	10	7	98	6.5
02	Hansen	1-6	198	18.0	24-57	.421	3-7	.429	15-21	.714	11	22	33	3.0	23	2	18	11	2	9	66	6.0
42	Cooper	15-8	311	20.7	27-49	.551	9-20	.450	21-31	.677	15	54	69	4.6	29	0	18	21	1	11	84	5.6
20	Bobik	5-0	176	11.7	19-46	.413	9-32	.281	24-32	.750	2	25	27	1.8	15	0	16	17	2	9	71	4.7
34	Chrisman	15-0	174	11.6	20-34	.588	0-0	.000	13-21	.619	11	28	39	2.6	22	0	8	20	3	4	53	3.5
31	Montague	15-5	305	20.3	11-25	.440	5-10	.500	8-14	.571	1	28	29	1.9	10	0	51	22	0	20	35	2.3
01	Knight	1-1	106	9.6	8-18	.444	0-0	.000	8-14	.571	9	18	27	2.5	28	0	5	11	5	4	24	2.2
43	Dawes	12-0	76	6.3	6-12	.500	0-0	.000	8-11	.727	12	16	28	2.3	11	0	2	5	4	1	20	1.7
40	Howard	9-0	31	3.4	4-6	.667	0-0	.000	0-0	.000	4	2	6	0.7	4	0	0	1	3	0	8	0.9
23	Shippen	9-0	23	2.6	3-4	.750	1-1	1.000	0-0	.000	1	7	8	0.9	2	0	3	3	0	1	7	0.8
10	Archibald	9-0	17	1.9	0-2	.000	0-1	.000	1-2	.500	0	0	0	0.0	0	0	1	3	0	1	1	0.1
<b>TEAM</b>											20	16	36	2.4								
Total	15	3000			359-733	.490	101-238	.424	289-387	.747	148	371	519	34.6	287	6	224	226	60	111	1108	73.9
Opponents	15	3000			278-768	.362	58-231	.251	210-311	.675	175	294	469	31.3	326	-	142	265	27	104	824	54.9

## INDIVIDUAL STATS – AWAY/NEUTRAL GAMES

<b>RECORD:</b>	<b>OVERALL</b>	<b>HOME</b>	<b>AWAY</b>	<b>NEUTRAL</b>
ALL GAMES	(9-9)	(0-0)	(4-6)	(5-3)
CONFERENCE	(3-4)	(0-0)	(3-4)	(0-0)
NON-CONFERENCE	(6-5)	(0-0)	(1-2)	(5-3)

<b>SCORE BY PERIODS:</b>	<b>1st</b>	<b>2nd</b>	<b>Total</b>
BYU Cougars	587	629	1216
Opponents	580	66	1245

##	Player	GP-GS	Min	Avg	--TOTAL--		--3-PTS--		FT-FTA	Pct	--REBOUNDS--				PF	FO	A	TO	Blk	Stl	Pts	Avg
					FG-FGA	Pct	3FG-FGA	Pct			Off	Def	Tot	Avg								
15	Wesley	18-18	560	31.1	111-212	.524	16-40	.400	119-147	.810	31	73	104	5.8	63	1	23	47	9	10	357	19.8
24	Lyday	18-18	629	34.9	85-225	.378	28-81	.346	91-104	.875	10	43	53	2.9	50	1	35	43	5	19	289	16.1
21	Whiting	15-14	550	36.7	63-175	.360	29-80	.363	36-44	.818	11	46	57	3.8	39	1	27	27	6	19	191	12.7
25	Nielsen	18-13	401	22.3	42-64	.656	1-3	.333	23-32	.719	9	43	52	2.9	66	6	6	25	8	4	108	6.0
02	Hansen	13-3	200	15.4	25-63	.397	2-10	.200	13-18	.722	13	27	40	3.1	26	1	9	6	2	6	65	5.0
42	Cooper	18-12	399	22.2	17-43	.395	2-10	.200	27-35	.771	19	39	58	3.2	39	1	25	16	3	9	63	3.5
01	Knight	15-4	190	12.7	14-30	.467	0-0	.000	12-15	.800	12	27	39	2.6	42	4	1	11	9	4	40	2.7
20	Bobik	3-0	114	8.8	7-21	.333	3-13	.231	11-15	.733	1	11	12	0.9	13	0	10	9	0	8	28	2.2
34	Chrisman	14-0	103	7.4	9-18	.500	0-2	.000	11-15	.733	9	6	15	1.1	23	1	7	11	0	1	29	2.1
31	Montague	18-7	352	19.6	9-24	.375	3-8	.375	15-17	.882	3	26	29	1.6	20	0	46	25	1	12	36	2.0
40	Howard	5-0	18	3.6	1-2	.500	0-0	.000	2-2	1.000	1	1	2	0.4	7	1	0	0	1	0	4	0.8
43	Dawes	11-1	79	7.2	2-10	.200	0-0	.000	2-4	.500	7	11	18	1.6	14	0	0	4	4	0	6	0.5
10	Archibald	1-0	2	2.0	0-0	.000	0-0	.000	0-0	.000	0	0	0	0.0	0	0	0	0	0	0	0	0.0
23	Shippen	2-0	3	1.5	0-0	.000	0-0	.000	0-0	.000	0	0	0	0.0	1	0	1	0	0	0	0	0.0
<b>TEAM</b>											18	36	54	3.0			1	4				
Total	18	3600			385-887	.434	84-247	.340	362-448	.808	144	389	533	29.6	404	17	190	228	48	92	1216	67.6
Opponents	18	3600			407-888	.458	102-264	.386	329-456	.721	169	405	574	31.9	383	-	209	230	71	89	1245	69.2

# SEASON REVIEW

## 2000-2001 RESULTS & LEADERS – ALL GAMES


Opponent	Date	Score	WL	POINTS	REBOUNDS	ASSISTS	STEALS	BLOCKED SHOTS
Elon College	11/21/00	100-63	W	19-Mekeli Wesley	7-Nathan Cooper 7-Derek Dawes	8-Matt Montague	3-Matt Montague	2-Terrell Lyday
Santa Barbara at San Francisco	11-25-00 11/30/00	67-53 70-80	W L	21-Terrell Lyday 20-Mekeli Wesley	12-Mekeli Wesley 5-Nathan Cooper 5-Mekeli Wesley	7-Matt Montague 6-Matt Montague	2-Travis Hansen 1-Travis Hansen 1-Mekeli Wesley 1-Jacob Chrisman 1-Nathan Cooper	5-Mekeli Wesley 1-Terrell Lyday 1-Mekeli Wesley 1-Dan Howard
at Arizona State	12-02-00	52-80	L	11-Mekeli Wesley 11-Terrell Lyday	9-Eric Nielsen	3-Matt Montague	1-Daniel Bobik 1-Mekeli Wesley 1-Matt Montague	2-Derek Dawes
Florida Interntl.	12/07/00	78-50	W	16-Terrell Lyday 16-Mekeli Wesley	7-Nathan Cooper	3-Eric Nielsen 3-Daniel Bobik 3-Mekeli Wesley	2-Mekeli Wesley	1-Travis Hansen
vs Rice	12/09/00	59-49	W	21-Wesley, Mekeli	4-Wesley, Mekeli 4-Hansen, Travis 4-Cooper, Nathan	4-Cooper, Nathan 4-Montague, Matt	2-Montague, Matt	2-Wesley, Mekeli
Southern Utah	12/14/00	58-52	W	24-Terrell Lyday	9-Mekeli Wesley	3-Matt Montague	5-Matt Montague	2-Terrell Lyday 2-Mekeli Wesley
Utah State	12/16/00	69-67	W	22-Mekeli Wesley 22-Trent Whiting	6-Nate Knight	3-Eric Nielsen	1-(4 players)	None
vs Boise State	12/21/00	83-67	W	25-Terrell Lyday	7-Mekeli Wesley	5-Matt Montague	4-Terrell Lyday	1-Matt Montague 1-Eric Nielsen
vs Iowa State	11/22/00	71-77	L	26-Mekeli Wesley	5-Nate Knight	2-Matt Montague 2-Nathan Cooper	3-Terrell Lyday	1-Nate Knight
vs USC	12/23/00	67-70	L	19-Mekeli Wesley	6-Mekeli Wesley	4-Terrell Lyday	1-Matt Montague 1-Eric Nielsen 1-Nathan Cooper	1-Trent Whiting 1-Derek Dawes
at Weber State	12-28-00	84-75	W	17-Mekeli Wesley	7-Terrell Lyday	5-Matt Montague	1-(4 players)	1-Nate Knight 1-Travis Hansen
South Alabama	12/30/00	64-42	W	17-Mekeli Wesley	13-Eric Nielsen	7-Matt Montague	3-Trent Whiting	1-Mekeli Wesley 1-Dan Howard
Idaho	01/02/01	75-47	W	13-Terrell Lyday	7-Eric Nielsen	3-Trent Whiting 3-Daniel Bobik 3-Matt Montague	2-Terrell Lyday	2-Mekeli Wesley
Texas A&M C.C.	01/06/01	84-68	W	19-Terrell Lyday	7-Travis Hansen 7-Mekeli Wesley	9-Matt Montague	2-(5 players)	4-Mekeli Wesley
San Diego State	01/13/01	79-50	W	24-Terrell Lyday	8-Jacob Chrisman	5-Mekeli Wesley	2-Daniel Bobik	2-Terrell Lyday
UNLV	01/15/01	91-63	W	26-Trent Whiting	8-Eric Nielsen	5-Travis Hansen	3-Trent Whiting	1-(4 players)
at Colorado State	1-20-01	55-60	L	13-Trent Whiting	7-Trent Whiting 7-Mekeli Wesley	1-(4 players)	3-Trent Whiting	1-(3 players)
at Wyoming	1/22/01	78-85	L	29-Mekeli Wesley	11-Mekeli Wesley	2-Mekeli Wesley 2-Travis Hansen	3-Trent Whiting	1-Trent Whiting 1-Terrell Lyday 1-Mekeli Wesley
Utah	01/29/01	69-61	W	21-Trent Whiting	6-Nathan Cooper	8-Trent Whiting	2-Trent Whiting	2-Eric Nielsen
Air Force	02/01/01	62-45	W	22-Terrell Lyday	7-Mekeli Wesley	4-Trent Whiting 4-Matt Montague	2-Terrell Lyday 2-Trent Whiting 2-Matt Montague	2-Mekeli Wesley 2-Eric Nielsen
New Mexico	02/03/01	65-49	W	21-Mekeli Wesley	8-Nathan Cooper	3-Terrell Lyday	2-Trent Whiting	1-Mekeli Wesley 1-Nate Knight 1-Eric Nielsen
at UNLV	02/10/01	56-68	L	17-Mekeli Wesley	6-Mekeli Wesley 6-Terrell Lyday	4-Nathan Cooper	1-(5 players)	1-Nate Knight 1-Eric Nielsen
at San Diego State	02/12/01	69-66	W	21-Trent Whiting 21-Mekeli Wesley	7-Trent Whiting	3-Nathan Cooper 3-Terrell Lyday	4-Trent Whiting	1-Eric Nielsen 2-Trent Whiting
Wyoming	02/15/01	79-63	W	25-Terrell Lyday	8-Eric Nielsen	4-Terrell Lyday	2-Terrell Lyday	3-Nate Knight
Colorado State	02/17/01	68-51	W	25-Mekeli Wesley	6-Daniel Bobik 6-Eric Nielsen	5-Terrell Lyday	3-Trent Whiting	2-Eric Nielsen
at Utah	02/24/01	75-82	L	22-Trent Whiting	4-Eric Nielsen 4-Trent Whiting	4-Terrell Lyday	3-Terrell Lyday	1-(3 players)
at New Mexico	03-01-01	72-67	W	26-Terrell Lyday	10-Trent Whiting	3-Matt Montague 3-Nathan Cooper	2-Trent Whiting	1-Eric Nielsen
at Air Force	3-3-01	51-50	W	25-Mekeli Wesley	6-Nathan Cooper	2-(4 players)	2-Terrell Lyday	2-Mekeli Wesley
vs Air Force	03/08/01	69-54	W	25-Terrell Lyday	5-Trent Whiting	5-Trent Whiting	2-Matt Montague	2-Eric Nielsen
vs Wyoming	03/09/01	77-66	W	32-Terrell Lyday	7-Nathan Cooper	5-Trent Whiting	2-Mekeli Wesley	2-Nathan Cooper
vs New Mexico	03/10/01	69-65	W	30-Mekeli Wesley	8-Mekeli Wesley	5-Terrell Lyday	2-Travis Hansen	1-(3 players)
vs Cincinnati	03-15-01	59-84	L	25-Mekeli Wesley	7-Travis Hansen	4-Mekeli Wesley	2-Mekeli Wesley	1-Nathan Cooper

## 2000-2001 RESULTS & LEADERS – ALL GAMES

RECORD:	OVERALL	HOME	AWAY	NEUTRAL
ALL GAMES	(24-9)	(15-0)	(4-6)	(5-3)
CONFERENCE	(10-4)	(7-0)	(3-4)	(0-0)
NON-CONFERENCE	(14-5)	(8-0)	(1-2)	(5-3)

DATE	OPPONENT	W/L	SCORE	ATTEND	HIGH POINTS	HIGH REBOUNDS
11/21/00	Elon College	W	100-63	6197	(19) Mekeli Wesley	(7) Derek Dawes (7) Nathan Cooper
11-25-00	Santa Barbara	W	67-53	8268	(21) Terrell Lyday	(12) Mekeli Wesley
11/30/00	San Francisco	L	70-80	3312	(20) Mekeli Wesley	(5) Mekeli Wesley (5) Nathan Cooper
12-02-00	at Arizona State	L	52-80	7249	(11) Terrell Lyday	(9) Eric Nielsen (11) Mekeli Wesley
12/07/00	Florida International	W	78-50	6978	(16) Mekeli Wesley (16) Terrell Lyday	(7) Nathan Cooper
12/09/00	vs Rice	W	59-49	9123	(21) Mekeli Wesley	(4) Nathan Cooper (4) HTravis Hansen (4) Mekeli Wesley
12/14/00	Southern Utah	W	58-52	7023	(24) Terrell Lyday	(9) Mekeli Wesley
12/16/00	Utah State	W	69-67	8277	(22) Trent Whiting (22) Mekeli Wesley	(6) Nate Knight
12/21/00	vs Boise State	W	83-67	1835	(25) Terrell Lyday	(7) Mekeli Wesley
11/22/00	vs Iowa State	L	71-77	815	(26) Mekeli Wesley	(5) Nate Knight
12/23/00	vs USC	L	67-70	884	(19) Mekeli Wesley	(6) Mekeli Wesley
12-28-00	at Weber State	W	84-75	10252	(17) Mekeli Wesley	(7) Terrell Lyday
12/30/00	South Alabama	W	64-42	10205	(17) Mekeli Wesley	(13) Eric Nielsen
01/02/01	Idaho	W	75-47	5363	(13) Terrell Lyday	(7) Eric Nielsen
01/06/01	Texas A&M C.C.	W	84-68	10205	(19) Terrell Lyday	(7) Mekeli Wesley (7) Travis Hansen
01/13/01	San Diego State	W	79-50	12816	(24) Terrell Lyday	(8) Jacob Chrisman
01/15/01	UNLV	W	91-63	13605	(26) Trent Whiting	(8) Eric Nielsen
1-20-01	at Colorado State	L	55-60	6254	(13) Trent Whiting	(7) Mekeli Wesley (7) Trent Whiting
1/22/01	at Wyoming	L	78-85	10008	(29) Mekeli Wesley	(11) Mekeli Wesley
01/29/01	Utah	W	69-61	19098	(21) Trent Whiting	(6) Nathan Cooper
02/01/01	Air Force	W	62-45	16866	(22) Terrell Lyday	(7) Mekeli Wesley
02/03/01	New Mexico	W	65-49	12756	(21) Mekeli Wesley	(8) Nathan Cooper
02/10/01	at UNLV	L	56-68	11512	(17) Mekeli Wesley	(6) Terrell Lyday (6) Mekeli Wesley
02/12/01	at San Diego State	W	69-66	5037	(21) Mekeli Wesley (21) Trent Whiting	(7) Trent Whiting
02/15/01	Wyoming	W	79-63	16488	(25) Terrell Lyday	(8) Eric Nielsen
02/17/01	Colorado State	W	68-51	17630	(25) Mekeli Wesley	(6) Eric Nielsen (6) Daniel Bobik
02/24/01	at Utah	L	75-82	15373	(22) Trent Whiting	(4) Trent Whiting (4) Eric Nielsen
03-01-01	at New Mexico	W	72-67	17311	(26) Terrell Lyday	(10) Trent Whiting
3-3-01	at Air Force	W	51-50	2969	(25) Mekeli Wesley	(6) Nathan Cooper
03/08/01	vs Air Force	W	69-54	3968	(25) Terrell Lyday	(5) Trent Whiting
03/09/01	vs Wyoming	W	77-66	13474	(32) Terrell Lyday	(7) Nathan Cooper
03/10/01	vs New Mexico	W	69-65	13824	(30) Mekeli Wesley	(8) Mekeli Wesley
03-15-01	vs Cincinnati	L	59-84	10974	(25) Mekeli Wesley	(7) Travis Hansen

ATTEND	GAMES	TOTALS	AVG/GAME
HOME	15	171775	11452
AWAY	10	89277	8928
NEUTRAL	8	54897	6862
TOTAL	33	315949	9574



# season review

## BYU GAME HIGHS

<b>POINTS</b>	100	vs Elon College (11/21/00)
	91	vs Nevada-Las Vegas (01/15/01)
	84	vs Texas A & M-Corpus Christi (01/06/01)
	84	at Weber State University (12-28-00)
<b>FIELD GOALS MADE</b>	34	vs Elon College (11/21/00)
	32	vs San Diego State University (01/13/01)
	31	vs Nevada-Las Vegas (01/15/01)
<b>FIELD GOAL ATTEMPTS</b>	63	vs San Diego State University (01/13/01)
	59	at Arizona State (12-02-00)
	57	vs Texas A & M-Corpus Christi (01/06/01)
<b>FIELD GOAL PCT.</b>	.708 (34-48)	vs Elon College (11/21/00)
	.571 (24-42)	vs University of New Mexico (03/10/01)
	.564 (31-55)	vs Nevada-Las Vegas (01/15/01)
	.560 (28-50)	vs Florida International (12/07/00)
	.533 (24-45)	vs Boise State Broncos (12/21/00)
<b>3 PT FIELD GOALS MADE</b>	13	vs San Diego State University (01/13/01)
	10	vs Utah (01/29/01)
	9	vs Wyoming (03/09/01)
	9	vs Air Force (03/08/01)
	9	vs Colorado State University (02/17/01)
	9	vs Boise State Broncos (12/21/00)
<b>3 PT FG ATTEMPTS</b>	26	vs San Diego State University (01/13/01)
	22	vs Colorado State University (02/17/01)
	19	vs Air Force Academy (02/01/01)
	19	vs Utah (01/29/01)
	19	at Univ. of San Francisco (11/30/00)
<b>3 PT FG PCT</b>	.692 (9-13)	vs Wyoming (03/09/01)
	.600 (9-15)	vs Air Force (03/08/01)
	.600 (9-15)	vs Boise State Broncos (12/21/00)
	.545 (6-11)	vs University of New Mexico (03/10/01)
	.545 (6-11)	vs Nevada-Las Vegas (01/15/01)
<b>FREE THROWS MADE</b>	35	vs Southern Utah University (12/14/00)
	33	vs University of Wyoming (02/15/01)
	30	at Weber State University (12-28-00)
<b>FREE THROW ATTEMPTS</b>	46	vs Southern Utah University (12/14/00)
	40	vs University of Wyoming (02/15/01)
	36	at New Mexico Lobos (03-01-01)
	36	at WYOMING (1/22/01)
<b>FREE THROW PCT.</b>	.950 (19-20)	at San Diego State (02/12/01)
	.938 (30-32)	at Weber State University (12-28-00)
	.889 (24-27)	vs Wyoming (03/09/01)
	.882 (15-17)	vs University of New Mexico (03/10/01)
	.870 (20-23)	at Air Force (3-3-01)
<b>REBOUNDS</b>	46	vs Texas A & M-Corpus Christi (01/06/01)
	41	vs San Diego State University (01/13/01)
	41	vs Elon College (11/21/00)
<b>ASSISTS</b>	22	vs Elon College (11/21/00)
	20	vs San Diego State University (01/13/01)
	19	vs Texas A & M-Corpus Christi (01/06/01)
<b>STEALS</b>	11	at San Diego State (02/12/01)
	11	vs South Alabama (12/30/00)
	10	vs New Mexico (02/03/01)
	10	at WYOMING (1/22/01)
	10	vs Nevada-Las Vegas (01/15/01)
	10	vs Texas A & M-Corpus Christi (01/06/01)
<b>BLOCKED SHOTS</b>	8	vs University of Wyoming (02/15/01)
	8	vs Santa Barbara (11-25-00)
	7	vs Texas A & M-Corpus Christi (01/06/01)
<b>TURNOVERS</b>	20	vs Southern Utah University (12/14/00)
	19	vs Air Force Academy (02/01/01)
	18	vs Texas A & M-Corpus Christi (01/06/01)
<b>FOULS</b>	29	at Univ. of San Francisco (11/30/00)
	28	vs Southern California Trojans (12/23/00)
	27	at WYOMING (1/22/01)

## BYU GAME LOWS

<b>POINTS</b>	51	at Air Force (3-3-01)
	52	at Arizona State (12-02-00)
	55	at Colorado State University (1-20-01)
	56	at UNLV Runnin' Rebels (02/10/01)
<b>FIELD GOALS MADE</b>	10	vs Southern Utah University (12/14/00)
	14	at Air Force (3-3-01)
	15	at Arizona State (12-02-00)
<b>FIELD GOAL ATTEMPTS</b>	30	at Air Force (3-3-01)
	31	vs Southern Utah University (12/14/00)
	37	vs New Mexico (02/03/01)
<b>FIELD GOAL PCT.</b>	.254 (15-59)	at Arizona State (12-02-00)
	.323 (10-31)	vs Southern Utah University (12/14/00)
	.340 (18-53)	at UNLV Runnin' Rebels (02/10/01)
	.377 (20-53)	at Colorado State University (1-20-01)
<b>3 PT FIELD GOALS MADE</b>	1	at Colorado State University (1-20-01)
	2	at Weber State University (12-28-00)
	3	(seven times)
<b>3 PT FG ATTEMPTS</b>	6	at Weber State University (12-28-00)
	8	at WYOMING (1/22/01)
	9	vs Idaho Vandals (01/02/01)
<b>3 PT FG PCT.</b>	.062 (1-16)	at Colorado State University (1-20-01)
	.158 (3-19)	at Univ. of San Francisco (11/30/00)
	.231 (3-13)	vs Rice (12/09/00)
	.235 (4-17)	at Arizona State (12-02-00)
	.250 (3-12)	4 times
<b>FREE THROWS MADE</b>	2	vs San Diego State University (01/13/01)
	9	vs Colorado State University (02/17/01)
	12	vs Rice (12/09/00)
	12	vs Cincinnati (03-15-01)
<b>FREE THROW ATTEMPTS</b>	4	vs San Diego State University (01/13/01)
	14	vs Rice (12/09/00)
	15	vs Colorado State University (02/17/01)
<b>FREE THROW PCT.</b>	.500 (2-4)	vs San Diego State University (01/13/01)
	.600 (9-15)	vs Colorado State University (02/17/01)
	.621 (18-29)	at Arizona State (12-02-00)
	.640 (16-25)	vs Santa Barbara (11-25-00)
	.652 (15-23)	vs Utah (01/29/01)
<b>REBOUNDS</b>	21	at Air Force (3-3-01)
	23	at Utah (02/24/01)
	23	vs Air Force (03/08/01)
	23	vs University of New Mexico (03/10/01)
<b>ASSISTS</b>	5	at Colorado State University (1-20-01)
	6	vs Southern Utah University (12/14/00)
	6	vs Iowa State Cyclones (11/22/00)
	6	vs New Mexico (02/03/01)
<b>STEALS</b>	3	at Arizona State (12-02-00)
	3	vs Southern California Trojans (12/23/00)
	3	at Utah (02/24/01)
	3	vs Air Force (03/08/01)
	3	vs Wyoming (03/09/01)
	3	vs Cincinnati (03-15-01)
<b>BLOCKED SHOTS</b>	0	vs Utah State University (12/16/00)
	1	vs Florida International (12/07/00)
	1	vs Iowa State Cyclones (11/22/00)
	1	at New Mexico Lobos (03-01-01)
	1	vs Cincinnati (03-15-01)
<b>TURNOVERS</b>	7	at Colorado State University (1-20-01)
	8	at New Mexico Lobos (03-01-01)
	9	at Utah (02/24/01)
	9	vs Air Force (03/08/01)
<b>FOULS</b>	11	vs Florida International (12/07/00)
	15	vs San Diego State University (01/13/01)
	16	vs Texas A & M-Corpus Christi (01/06/01)
	16	vs Air Force (03/08/01)



## OPPONENT GAME HIGHS

<b>POINTS</b>	85 at WYOMING (1/22/01)
	84 vs Cincinnati (03-15-01)
	82 at Utah (02/24/01)
	80 at Arizona State (12-02-00)
	80 at Univ. of San Francisco (11/30/00)
<b>FIELD GOALS MADE</b>	29 at Arizona State (12-02-00)
	28 at Utah (02/24/01)
	28 at WYOMING (1/22/01)
	28 vs Texas A & M-Corpus Christi (01/06/01)
<b>FIELD GOAL ATTEMPTS</b>	75 vs Texas A & M-Corpus Christi (01/06/01)
	60 vs Elon College (11/21/00)
	59 vs Nevada-Las Vegas (01/15/01)
	59 at Weber State University (12-28-00)
<b>FIELD GOAL PCT.</b>	.571 (28-49) at Utah (02/24/01)
	.565 (26-46) vs Iowa State Cyclones (11/22/00)
	.529 (27-51) vs Cincinnati (03-15-01)
	.528 (19-36) vs Air Force (03/08/01)
	.518 (29-56) at Arizona State (12-02-00)
<b>3 PT FIELD GOALS MADE</b>	11 vs Cincinnati (03-15-01)
	10 at Air Force (3-3-01)
	8 at Utah (02/24/01)
<b>3 PT FG ATTEMPTS</b>	24 at Air Force (3-3-01)
	23 vs Texas A & M-Corpus Christi (01/06/01)
	21 vs University of New Mexico (03/10/01)
	21 vs San Diego State University (01/13/01)
	21 vs Elon College (11/21/00)
<b>3 PT FG PERCENTAGE</b>	.667 (6-9) at Univ. of San Francisco (11/30/00)
	.579 (11-19) vs Cincinnati (03-15-01)
	.571 (8-14) at Utah (02/24/01)
	.500 (6-12) at Arizona State (12-02-00)
	.500 (5-10) vs Air Force (03/08/01)
<b>FREE THROWS MADE</b>	32 at Univ. of San Francisco (11/30/00)
	24 at UNLV Runnin' Rebels (02/10/01)
	24 at WYOMING (1/22/01)
	24 vs Southern California Trojans (12/23/00)
<b>FREE THROW ATTEMPTS</b>	40 at Univ. of San Francisco (11/30/00)
	35 at WYOMING (1/22/01)
	35 vs Southern California Trojans (12/23/00)
<b>FREE THROW PCT.</b>	.938 (15-16) at San Diego State (02/12/01)
	.824 (14-17) vs Rice (12/09/00)
	.821 (23-28) at New Mexico Lobos (03-01-01)
	.800 (32-40) Three times
<b>REBOUNDS</b>	45 at Arizona State (12-02-00)
	42 vs Utah (01/29/01)
	41 at Colorado State University (1-20-01)
<b>ASSISTS</b>	19 at WYOMING (1/22/01)
	19 at Arizona State (12-02-00)
	15 at Air Force (3-3-01)
	15 vs University of Wyoming (02/15/01)
	15 at UNLV Runnin' Rebels (02/10/01)
<b>STEALS</b>	13 vs Air Force Academy (02/01/01)
	9 at WYOMING (1/22/01)
	9 vs Southern Utah University (12/14/00)
	9 vs Florida International (12/07/00)
	9 vs Santa Barbara (11-25-00)
<b>BLOCKED SHOTS</b>	9 at UNLV Runnin' Rebels (02/10/01)
	6 vs Cincinnati (03-15-01)
	6 at New Mexico Lobos (03-01-01)
	6 at WYOMING (1/22/01)
<b>TURNOVERS</b>	26 vs South Alabama (12/30/00)
	22 vs Santa Barbara (11-25-00)
	20 vs Utah (01/29/01)
	29 vs Southern Utah University (12/14/00)
	28 at Arizona State (12-02-00)
<b>FOULS</b>	27 vs University of Wyoming (02/15/01)

## OPPONENT GAME LOWS

<b>POINTS</b>	42 vs South Alabama (12/30/00)
	45 vs Air Force Academy (02/01/01)
	47 vs Idaho Vandals (01/02/01)
	49 vs Rice (12/09/00)
	49 vs New Mexico (02/03/01)
<b>FIELD GOALS MADE</b>	12 vs Air Force Academy (02/01/01)
	14 vs South Alabama (12/30/00)
	15 vs Santa Barbara (11-25-00)
	15 vs Rice (12/09/00)
	15 vs Idaho Vandals (01/02/01)
	15 vs Colorado State University (02/17/01)
<b>FIELD GOAL ATTEMPTS</b>	36 vs Air Force (03/08/01)
	39 at Air Force (3-3-01)
	40 vs South Alabama (12/30/00)
	40 vs Air Force Academy (02/01/01)
	40 vs Colorado State University (02/17/01)
<b>FIELD GOAL PCT.</b>	.273 (15-55) vs Idaho Vandals (01/02/01)
	.294 (15-51) vs Santa Barbara (11-25-00)
	.300 (12-40) vs Air Force Academy (02/01/01)
	.306 (15-49) vs Rice (12/09/00)
	.316 (18-57) vs Southern Utah University (12/14/00)
<b>3 PT FIELD GOALS MADE</b>	1 vs Colorado State University (02/17/01)
	2 vs Southern California Trojans (12/23/00)
	2 vs Wyoming (03/09/01)
<b>3 PT FG ATTEMPTS</b>	8 vs Colorado State University (02/17/01)
	9 at Univ. of San Francisco (11/30/00)
	9 vs South Alabama (12/30/00)
<b>3 PT FG PERCENTAGE</b>	.125 (1-8) vs Colorado State University (02/17/01)
	.133 (2-15) vs Southern California Trojans (12/23/00)
	.174 (4-23) vs Texas A & M-Corpus Christi (01/06/01)
	.176 (3-17) vs Southern Utah University (12/14/00)
	.182 (2-11) vs Wyoming (03/09/01)
<b>FREE THROWS MADE</b>	6 vs San Diego State University (01/13/01)
	6 at Air Force (3-3-01)
	8 vs Texas A & M-Corpus Christi (01/06/01)
<b>FREE THROW ATTEMPTS</b>	8 at Air Force (3-3-01)
	12 vs Texas A & M-Corpus Christi (01/06/01)
	12 vs San Diego State University (01/13/01)
<b>FREE THROW PCT.</b>	.478 (11-23) vs South Alabama (12/30/00)
	.500 (6-12) vs San Diego State University (01/13/01)
	.520 (13-25) vs Idaho Vandals (01/02/01)
	.556 (10-18) vs New Mexico (02/03/01)
	.556 (15-27) at Colorado State University (1-20-01)
<b>REBOUNDS</b>	18 vs Florida International (12/07/00)
	18 vs Air Force Academy (02/01/01)
	21 at San Diego State (02/12/01)
	21 at Air Force (3-3-01)
<b>ASSISTS</b>	7 vs Santa Barbara (11-25-00)
	7 vs Boise State Broncos (12/21/00)
	7 vs South Alabama (12/30/00)
	7 vs Air Force Academy (02/01/01)
	7 vs Colorado State University (02/17/01)
<b>STEALS</b>	1 vs Wyoming (03/09/01)
	3 vs Boise State Broncos (12/21/00)
	3 at Colorado State University (1-20-01)
	3 at New Mexico Lobos (03-01-01)
	3 at Air Force (3-3-01)
<b>BLOCKED SHOTS</b>	0 vs Elon College (11/21/00)
	0 vs Utah State University (12/16/00)
	0 vs Colorado State University (02/17/01)
<b>TURNOVERS</b>	8 vs Southern California Trojans (12/23/00)
	9 vs Rice (12/09/00)
	9 at New Mexico Lobos (03-01-01)
<b>FOULS</b>	10 vs San Diego State University (01/13/01)
	17 four times

# season review

## 2000-2001 BYU GAME-BY-GAME STATS

Opponent	Score	W/L	TOTAL			3-PTRS			REBOUNDS													
			FG	FGA	Pct	3FG	FGA	Pct	FT	FTA	Pct	Off	Def	Tot	Avg	PF	A	TO	Blk	Stl	Pts	Avg
Elon College	100-63	W	34	48	.708	7	14	.500	25	35	.714	9	32	41	41.0	22	22	16	6	7	100	100.0
Santa Barbara	67-53	W	22	51	.431	7	16	.438	16	25	.640	9	25	34	37.5	21	14	17	8	5	67	83.5
at San Francisco	0-80	L	21	54	.389	3	19	.158	25	29	.862	15	12	27	34.0	29	15	10	3	4	70	79.0
at Arizona State	52-80	L	15	59	.254	4	17	.235	18	29	.621	14	26	40	35.5	25	8	17	2	3	52	72.2
Florida Internatl.	78-50	W	28	50	.560	7	15	.467	15	21	.714	13	20	33	35.0	11	16	11	1	6	78	73.4
vs Rice	59-49	W	22	46	.478	3	13	.231	12	14	.857	5	26	31	34.3	17	12	11	5	4	59	71.0
Southern Utah	58-52	W	10	31	.323	3	12	.250	35	46	.761	8	23	31	33.9	20	6	20	5	7	58	69.1
Utah State	69-67	W	23	48	.479	7	13	.538	16	21	.762	9	16	25	32.8	21	16	11	0	4	69	69.1
vs Boise State	83-67	W	24	45	.533	9	15	.600	26	31	.839	8	24	32	32.7	23	10	17	2	7	83	70.7
vs Iowa State	71-77	L	24	56	.429	4	16	.250	19	25	.760	8	19	27	32.1	25	6	16	1	6	71	70.7
vs USC	67-70	L	23	50	.460	4	13	.308	17	20	.850	8	23	31	32.0	28	11	16	2	3	67	70.4
at Weber State	84-75	W	26	53	.491	2	6	.333	30	32	.938	5	25	30	31.8	22	15	15	2	4	84	71.5
South Alabama	64-42	W	22	56	.393	6	17	.353	14	18	.778	14	26	40	32.5	19	17	17	2	11	64	70.9
Idaho	75-47	W	23	48	.479	4	9	.444	25	32	.781	10	30	40	33.0	20	13	15	4	8	75	71.2
Texas A&M C.C.	84-68	W	28	57	.491	6	17	.353	22	30	.733	11	35	46	33.9	16	19	18	7	10	84	72.1
San Diego St.	79-50	W	32	63	.508	13	26	.500	2	4	.500	12	29	41	34.3	15	20	12	2	8	79	72.5
UNLV	91-63	W	31	55	.564	6	11	.545	23	27	.852	11	26	37	34.5	21	15	15	4	10	91	73.6
at Colorado St.	55-60	L	20	53	.377	1	16	.062	14	19	.737	6	27	33	34.4	26	5	7	3	7	55	72.6
at Wyoming	78-85	L	24	56	.429	3	8	.375	27	36	.750	8	27	35	34.4	27	10	14	3	10	78	72.8
Utah	69-61	W	22	48	.458	10	19	.526	15	23	.652	5	21	26	34.0	20	13	14	3	6	69	72.7
Air Force	62-45	W	22	42	.524	5	19	.263	13	17	.765	10	24	34	34.0	20	14	19	4	8	62	72.1
New Mexico	65-49	W	17	37	.459	5	12	.417	26	33	.788	3	24	27	33.7	17	6	15	3	10	65	71.8
at UNLV	56-68	L	18	53	.340	3	12	.250	17	22	.773	7	28	35	33.7	24	11	13	2	5	56	71.1
at San Diego St.	69-66	W	22	47	.468	6	17	.353	19	20	.950	9	17	26	33.4	18	12	15	4	11	69	71.0
Wyoming	79-63	W	20	48	.417	6	16	.375	33	40	.825	12	20	32	33.4	21	16	14	8	4	79	71.4
Colorado State	68-51	W	25	51	.490	9	22	.409	9	15	.600	12	20	32	33.3	23	17	12	3	7	68	71.2
at Utah	75-82	L	23	53	.434	7	18	.389	22	26	.846	9	14	23	32.9	22	9	9	3	3	75	71.4
at New Mexico	72-67	W	21	52	.404	3	12	.250	27	36	.750	13	24	37	33.1	21	9	8	1	5	72	71.4
at Air Force	51-50	W	14	30	.467	3	11	.273	20	23	.870	4	17	21	32.7	17	10	10	3	5	51	70.7
vs Air Force	69-54	W	21	41	.512	9	15	.600	18	24	.750	7	16	23	32.3	16	13	9	4	3	69	70.6
vs Wyoming	77-66	W	22	45	.489	9	13	.692	24	27	.889	5	30	35	32.4	26	13	14	4	3	77	70.8
vs New Mexico	69-65	W	24	42	.571	6	11	.545	15	17	.882	3	20	23	32.1	17	14	14	3	6	69	70.8
vs Cincinnati	59-84	L	21	52	.404	5	15	.333	12	18	.667	10	14	24	31.9	21	7	13	1	3	59	70.4
BYU Cougars	2324		744	1620	.459	185	485	.381	651	835	.780	292	760	1052	31.9	691	414	454	108	203	2324	70.4
Opponents	2069		685	1656	.414	160	495	.323	539	767	.703	344	699	1043	31.6	709	351	495	98	193	2069	62.7

Games played: 33  
 Points/game: 70.4  
 FG Pct: 45.9  
 3FG Pct: 38.1  
 FT Pct: 78.0

Rebounds/game: 31.9  
 Assists/game: 12.5  
 Turnovers/game: 13.8  
 Assist/turnover ratio: 0.9  
 Steals/game: 6.2  
 Blocks/game: 3.3

### MARCHING IN MARCH – BYU

has come on strong late in each season under coach Steve Cleveland. BYU has a 12-5 record in March in Cleveland's four years. BYU was 11-3 in the past two seasons, including a 5-1 record last March. The Cougars won all five games in March on the road. With the MWC regular season title on the line, BYU swept New Mexico and Air Force on the road before winning three straight in Las Vegas to win the MWC Tournament.




## 2000-2001 OPPONENT GAME-BY-GAME STATS


Opponent	Score	W/L	TOTAL			3-PTRS			REBOUNDS													
			FG	FGA	Pct	3FG	FGA	Pct	FT	FTA	Pct	Off	Def	Tot	Avg	PF	A	TO	Blk	Stl	Pts	Avg
Elon College	100-63	W	22	60	.367	6	21	.286	13	23	.565	10	14	24	24.0	23	9	13	0	5	63	63.0
Santa Barbara	67-53	W	15	51	.294	3	14	.214	20	25	.800	14	26	40	32.0	25	7	22	1	9	53	58.0
at San Francisco	70-80	L	21	41	.512	6	9	.667	32	40	.800	10	20	30	31.3	23	10	14	4	6	80	65.3
at Arizona State	52-80	L	29	56	.518	6	12	.500	16	22	.727	6	39	45	34.8	28	19	18	5	4	80	69.0
Florida Interntl.	78-50	W	18	43	.419	4	11	.364	10	13	.769	5	13	18	31.4	19	8	14	1	9	50	65.2
vs Rice	59-49	W	15	49	.306	5	15	.333	14	17	.824	10	21	31	31.3	17	8	9	3	4	49	62.5
Southern Utah	58-52	W	18	57	.316	3	17	.176	13	18	.722	19	19	38	32.3	29	9	19	1	9	52	61.0
Utah State	69-67	W	22	47	.468	4	11	.364	19	25	.760	14	19	33	32.4	21	12	18	0	4	67	61.8
vs Boise State	83-67	W	21	51	.412	6	17	.353	19	26	.731	11	15	26	31.7	22	7	15	2	3	67	62.3
vs Iowa State	71-77	L	26	46	.565	5	11	.455	20	31	.645	10	26	36	32.1	25	12	18	3	8	77	63.8
vs USC	67-70	L	22	52	.423	2	15	.133	24	35	.686	14	20	34	32.3	20	8	8	3	8	70	64.4
at Weber State	84-75	W	26	59	.441	4	19	.211	19	27	.704	12	23	35	32.5	23	13	16	2	5	75	65.2
South Alabama	64-42	W	14	40	.350	3	9	.333	11	23	.478	8	22	30	32.3	17	7	26	5	7	42	63.5
Idaho	75-47	W	15	55	.273	4	16	.250	13	25	.520	18	20	38	32.7	26	8	18	3	5	47	62.3
Texas A&M C.C.	84-68	W	28	75	.373	4	23	.174	8	12	.667	15	24	39	33.1	25	13	16	3	8	68	62.7
San Diego State	79-50	W	20	54	.370	4	21	.190	6	12	.500	10	20	30	32.9	10	8	15	2	5	50	61.9
UNLV	91-63	W	20	59	.339	4	16	.250	19	24	.792	15	16	31	32.8	21	11	19	3	7	63	61.9
at Colorado St.	55-60	L	20	48	.417	5	15	.333	15	27	.556	10	31	41	33.3	19	10	10	2	3	60	61.8
at Wyoming	78-85	L	28	55	.509	5	14	.357	24	35	.686	8	27	35	33.4	23	19	13	6	9	85	63.1
Utah	69-61	W	20	51	.392	4	12	.333	17	24	.708	14	28	42	33.8	23	11	20	2	4	61	63.0
Air Force	62-45	W	12	40	.300	5	16	.312	16	20	.800	6	12	18	33.0	17	7	14	1	13	45	62.1
New Mexico	65-49	W	17	44	.386	5	19	.263	10	18	.556	6	22	28	32.8	24	10	18	1	7	49	61.5
at UNLV	56-68	L	19	50	.380	6	16	.375	24	33	.727	8	31	39	33.1	17	15	12	9	7	68	61.8
at San Diego St.	69-66	W	23	45	.511	5	11	.455	15	16	.938	6	15	21	32.6	18	11	18	2	6	66	62.0
Wyoming	79-63	W	22	52	.423	4	17	.235	15	20	.750	12	20	32	32.6	27	15	19	4	6	63	62.0
Colorado State	68-51	W	15	40	.375	1	8	.125	20	29	.690	9	19	28	32.4	19	7	14	0	6	51	61.6
at Utah	75-82	L	28	49	.571	8	14	.571	18	25	.720	9	22	31	32.3	21	14	11	4	5	82	62.3
at New Mexico	72-67	W	20	48	.417	4	11	.364	23	28	.821	6	23	29	32.2	25	10	9	6	3	67	62.5
at Air Force	51-50	W	17	39	.436	10	24	.417	6	8	.750	7	14	21	31.8	19	15	11	2	3	50	62.1
vs Air Force	69-54	W	19	36	.528	5	10	.500	11	16	.688	4	18	22	31.5	23	12	15	5	4	54	61.8
vs Wyoming	77-66	W	23	55	.418	2	11	.182	18	27	.667	10	20	30	31.5	21	9	10	4	1	66	61.9
vs New Mexico	69-65	W	23	58	.397	7	21	.333	12	18	.667	19	17	36	31.6	19	9	13	3	4	65	62.0
vs Cincinnati	59-84	L	27	51	.529	11	19	.579	19	25	.760	9	23	32	31.6	20	8	10	6	6	84	62.7
Opponents	2069		685	1656	.414	160	495	.323	539	767	.703	344	699	1043	31.6	709	351	495	98	193	2069	62.7
BYU Cougars	2324		744	1620	.459	185	485	.381	651	835	.780	292	760	1052	31.9	691	414	454	108	203	2324	70.4

Games played: 33  
Points/game: 62.7  
FG Pct: 41.4  
3FG Pct: 32.3  
FT Pct: 70.3

Rebounds/game: 31.6  
Assists/game: 10.6  
Turnovers/game: 15.0  
Assist/turnover ratio: 0.7  
Steals/game: 5.8  
Blocks/game: 3.0



**NATION'S BEST** – BYU was the nation's top free throw shooting team last year, making 78 percent from the line. The Cougars also had the nation's top team single-game field goal percentage, making 70.8 percent in the season opener against Elon College. On the year, BYU shot 45.9 percent from the floor and 38.1 percent from three-point range.



# SEASON REVIEW

## 2000-2001 INDIVIDUAL GAME HIGHS

### POINTS

- 32 Terrell Lyday vs Wyoming (03/09/01)
- 30 Mekeli Wesley vs UNM (03/10/01)
- 29 Mekeli Wesley at WYOMING (1/22/01)
- 26 Terrell Lyday at New Mexico (03/01/01)
- 26 Trent Whiting vs Nevada (01/15/01)
- 26 Mekeli Wesley vs Iowa State (11/22/00)

### FIELD GOALS MADE

- 11 Mekeli Wesley vs UNM (03/10/01)
- 10 Mekeli Wesley at WYOMING (1/22/01)
- 10 Trent Whiting vs Nevada (01/15/01)
- 9 Terrell Lyday vs SDSU (01/13/01)
- 9 Mekeli Wesley vs Iowa State (11/22/00)

### FIELD GOAL ATT

- 21 Mekeli Wesley at WYOMING (1/22/01)
- 18 Terrell Lyday vs University of Wyoming (02/15/01)
- 17 Terrell Lyday at Arizona State (12/02/00)
- 17 Terrell Lyday at Univ. of San Francisco (11/30/00)
- 16 Terrell Lyday at New Mexico (03/01/01)
- 16 Trent Whiting at Utah (02/24/01)
- 16 Terrell Lyday vs Iowa State (11/22/00)

### FG PCT (min 5 made)

- 1.000 (6-6) Eric Nielsen at Utah (02/24/01)
- 1.000 (5-5) Mekeli Wesley vs Elon College (11/21/00)
- 1.000 (5-5) Jacob Chrisman vs Elon College (11/21/00)
- .917 (11-12) Mekeli Wesley vs UNM (03/10/01)
- .857 (6-7) Travis Hansen at Weber State (12/28/00)

### 3 PT FG MADE

- 5 Terrell Lyday vs Air Force (03/08/01)
- 5 Trent Whiting at Utah (02/24/01)
- 5 Terrell Lyday vs SDSU (01/13/01)
- 5 Trent Whiting vs SDSU (01/13/01)
- 5 Trent Whiting vs Boise State (12/21/00)

### 3 PT FG ATTEMPTS

- 10 Trent Whiting vs CSU (02/17/01)
- 9 Terrell Lyday at Univ. of San Francisco (11/30/00)
- 9 Terrell Lyday vs Santa Barbara (11/25/00)
- 8 Trent Whiting vs Cincinnati (03/15/01)
- 8 Trent Whiting at Utah (02/24/01)
- 8 Trent Whiting vs SDSU (01/13/01)
- 8 Trent Whiting vs Southern California (12/23/00)
- 8 Terrell Lyday at Arizona State (12/02/00)

### 3-PT FG PCT (min 5 made)

- .833 (5-6) Terrell Lyday vs SDSU (01/13/01)
- .714 (5-7) Terrell Lyday vs Air Force (03/08/01)
- .714 (5-7) Trent Whiting vs Boise State (12/21/00)
- .625 (5-8) Trent Whiting at Utah (02/24/01)
- .625 (5-8) Trent Whiting vs SDSU (01/13/01)

### FREE THROWS MADE

- 13 Terrell Lyday vs Wyoming (03/09/01)
- 12 Mekeli Wesley at Air Force (03/03/01)
- 12 Mekeli Wesley at New Mexico (03/01/01)
- 12 Terrell Lyday vs SUU (12/14/00)
- 12 Mekeli Wesley at Univ. of San Francisco (11/30/00)

### FREE THROW ATT

- 16 Mekeli Wesley at New Mexico (03/01/01)
- 16 Terrell Lyday vs SUU (12/14/00)
- 14 Terrell Lyday vs Wyoming (03/09/01)
- 14 Mekeli Wesley at Air Force (03/03/01)
- 13 Mekeli Wesley vs Elon College (11/21/00)

### FT PCT (min 5 made)

- 1.000 (12-12) Mekeli Wesley at U of San Fran. (11/30/00)
- 1.000 (9-9) Trent Whiting vs Wyoming (02/15/01)
- 1.000 (8-8) Trent Whiting vs Utah (01/29/01)
- 1.000 (8-8) Mekeli Wesley at Weber State (12/28/00)
- 1.000 (7-7) Terrell Lyday at Utah (02/24/01)
- 1.000 (7-7) Terrell Lyday at UNLV (02/10/01)
- 1.000 (7-7) Terrell Lyday at Univ. of San Fran. (11/30/00)

### REBOUNDS

- 13 Eric Nielson vs South Alabama (12/30/00)
- 12 Mekeli Wesley vs Santa Barbara (11/25/00)
- 11 Mekeli Wesley at WYOMING (1/22/01)
- 10 Trent Whiting at New Mexico (03/01/01)
- 9 Mekeli Wesley vs SUU (12/14/00)
- 9 Eric Nielsen at Arizona State (12/02/00)

### ASSISTS

- 9 Matt Montague vs Texas A & M (01/06/01)
- 8 Trent Whiting vs Utah (01/29/01)
- 8 Matt Montague vs Elon College (11/21/00)
- 7 Matt Montague vs South Alabama (12/30/00)
- 7 Matt Montague vs Santa Barbara (11/25/00)

### STEALS

- 5 Matt Montague vs SUU (12/14/00)
- 4 Trent Whiting at San Diego State (02/12/01)
- 4 Terrell Lyday vs Boise State Broncos (12/21/00)

### BLOCKED SHOTS

- 5 Mekeli Wesley vs Santa Barbara (11/25/00)
- 4 Mekeli Wesley vs Texas A & M (01/06/01)
- 3 Nate Knight vs Wyoming (02/15/01)

### TURNOVERS

- 5 Terrell Lyday at Weber State (12/28/00)
- 5 Mekeli Wesley vs Southern California (12/23/00)
- 5 Matt Montague vs Boise State (12/21/00)

travis hansen


## 2000-2001 CATEGORY LEADERS

<b>FG PERCENTAGE</b>	<b>FG</b>	<b>ATT</b>	<b>Pct</b>	<b>FREE THROW ATTS.</b>	<b>G</b>	<b>Att</b>	<b>Att/G</b>	<b>STEALS</b>	<b>G</b>	<b>No.</b>	<b>S/G</b>
SHIPPEN, Ty	3	4	.750	WESLEY, Mekeli	33	222	6.7	LYDAY, Terrell	33	37	1.1
HOWARD, Dan	5	8	.625	LYDAY, Terrell	33	197	6.0	WHITING, Trent	26	36	1.4
NIELSEN, Eric	77	127	.606	WHITING, Trent	26	83	3.2	MONTAGUE, Matt	33	32	1.0
CHRISMAN, Jacob	29	52	.558	COOPER, Nathan	33	66	2.0	COOPER, Nathan	33	20	0.6
WESLEY, Mekeli	179	349	.513	NIELSEN, Eric	33	66	2.0	WESLEY, Mekeli	33	19	0.6
COOPER, Nathan	44	92	.478								
KNIGHT, Nate	22	48	.458	<b>FREE THROWS MADE</b>	<b>G</b>	<b>Made</b>	<b>Made/G</b>	<b>OFFENSIVE REBOUNDS</b>	<b>G</b>	<b>No.</b>	<b>Avg/G</b>
WHITING, Trent	123	285	.432	WESLEY, Mekeli	33	179	5.4	WESLEY, Mekeli	33	52	1.6
HANSEN, Travis	49	120	.408	LYDAY, Terrell	33	162	4.9	NIELSEN, Eric	33	39	1.2
MONTAGUE, Matt	20	49	.408	WHITING, Trent	26	68	2.6	COOPER, Nathan	33	34	1.0
LYDAY, Terrell	159	395	.403	NIELSEN, Eric	33	51	1.5	HANSEN, Travis	24	24	1.0
BOBIK, Daniel	26	67	.388	HANSEN, Travis	24	28	1.2	KNIGHT, Nate	26	21	0.8
				COOPER, Nathan	33	48	1.5				
<b>FIELD GOAL ATTS.</b>	<b>G</b>	<b>Att</b>	<b>Att/G</b>	<b>POINTS</b>	<b>G</b>	<b>Pts</b>	<b>Pts/G</b>	<b>DEFENSIVE REBOUNDS</b>	<b>G</b>	<b>No.</b>	<b>Avg/G</b>
LYDAY, Terrell	33	395	12.0	WESLEY, Mekeli	33	569	17.2	WESLEY, Mekeli	33	129	3.9
WESLEY, Mekeli	33	349	10.6	LYDAY, Terrell	33	540	16.4	COOPER, Nathan	33	93	2.8
WHITING, Trent	26	285	11.0	WHITING, Trent	26	369	14.2	NIELSEN, Eric	33	88	2.7
NIELSEN, Eric	33	127	3.8	NIELSEN, Eric	33	206	6.2	LYDAY, Terrell	33	72	2.2
HANSEN, Travis	24	120	5.0	COOPER, Nathan	33	147	4.5	WHITING, Trent	26	71	2.7
				HANSEN, Travis	24	131	5.5				
<b>FIELD GOALS MADE</b>	<b>G</b>	<b>Made</b>	<b>Made/G</b>	BOBIK, Daniel	28	99	3.5	<b>BLOCKED SHOTS</b>	<b>G</b>	<b>No.</b>	<b>Blk/G</b>
WESLEY, Mekeli	33	179	5.4	CHRISMAN, Jacob	29	82	2.8	WESLEY, Mekeli	33	27	0.8
LYDAY, Terrell	33	159	4.8	MONTAGUE, Matt	33	71	2.2	NIELSEN, Eric	33	18	0.5
WHITING, Trent	26	123	4.7	KNIGHT, Nate	26	64	2.5	KNIGHT, Nate	26	14	0.5
NIELSEN, Eric	33	77	2.3	DAWES, Derek	23	26	1.1	LYDAY, Terrell	33	13	0.4
HANSEN, Travis	24	49	2.0	HOWARD, Dan	14	12	0.9	WHITING, Trent	26	10	0.4
<b>3-POINT PCT.</b>	<b>3FG</b>	<b>ATT</b>	<b>Pct</b>	<b>POINTS AVERAGE</b>	<b>G</b>	<b>Pts</b>	<b>Avg/G</b>	<b>MINUTES</b>	<b>G</b>	<b>No.</b>	<b>Min/G</b>
SHIPPEN, Ty	1	1	1.000	WESLEY, Mekeli	33	569	17.2	LYDAY, Terrell	33	1082	32.8
MONTAGUE, Matt	8	18	.444	LYDAY, Terrell	33	540	16.4	WESLEY, Mekeli	33	987	29.9
WESLEY, Mekeli	32	76	.421	WHITING, Trent	26	369	14.2	WHITING, Trent	26	910	35.0
LYDAY, Terrell	60	151	.397	NIELSEN, Eric	33	206	6.2	NIELSEN, Eric	33	744	22.5
WHITING, Trent	55	141	.390	HANSEN, Travis	24	131	5.5	COOPER, Nathan	33	710	21.5
COOPER, Nathan	11	30	.367	COOPER, Nathan	33	147	4.5				
NIELSEN, Eric	1	3	.333	BOBIK, Daniel	28	99	3.5	<b>FOULS</b>	<b>G</b>	<b>No.</b>	<b>Per/G</b>
HANSEN, Travis	5	17	.294	CHRISMAN, Jacob	29	82	2.8	NIELSEN, Eric	33	110	3.3
BOBIK, Daniel	12	45	.267	KNIGHT, Nate	26	64	2.5	WESLEY, Mekeli	33	104	3.2
				MONTAGUE, Matt	33	71	2.2	LYDAY, Terrell	33	82	2.5
<b>3-POINT FG ATTS.</b>	<b>G</b>	<b>Att</b>	<b>Att/G</b>	DAWES, Derek	23	26	1.1	KNIGHT, Nate	26	70	2.7
LYDAY, Terrell	33	151	4.6	HOWARD, Dan	14	12	0.9	COOPER, Nathan	33	68	2.1
WHITING, Trent	26	141	5.4								
WESLEY, Mekeli	33	76	2.3	<b>REBOUNDS</b>	<b>G</b>	<b>Reb</b>	<b>Reb/G</b>	<b>FOULOUTS</b>	<b>G</b>	<b>No.</b>	
BOBIK, Daniel	28	45	1.6	WESLEY, Mekeli	33	181	5.5	NIELSEN, Eric	33	9	
COOPER, Nathan	33	30	0.9	NIELSEN, Eric	33	127	3.8	KNIGHT, Nate	26	4	
				COOPER, Nathan	33	127	3.8	HANSEN, Travis	24	3	
<b>3-POINT FGS MADE</b>	<b>G</b>	<b>Made</b>	<b>Made/G</b>	LYDAY, Terrell	33	92	2.8	WHITING, Trent	26	2	
LYDAY, Terrell	33	60	1.8	WHITING, Trent	26	83	3.2	HOWARD, Dan	14	1	
WHITING, Trent	26	55	2.1					COOPER, Nathan	33	1	
WESLEY, Mekeli	33	32	1.0	<b>REBOUND AVERAGE</b>	<b>G</b>	<b>Reb</b>	<b>Avg/G</b>	LYDAY, Terrell	33	1	
BOBIK, Daniel	28	12	0.4	WESLEY, Mekeli	33	181	5.5	WESLEY, Mekeli	33	1	
COOPER, Nathan	33	11	0.3	NIELSEN, Eric	33	127	3.8	CHRISMAN, Jacob	29	1	
				COOPER, Nathan	33	127	3.8				
<b>FT PERCENTAGE</b>	<b>FT</b>	<b>ATT</b>	<b>Pct</b>	WHITING, Trent	26	83	3.2	<b>TURNOVERS</b>	<b>G</b>	<b>No.</b>	<b>TO/G</b>
HOWARD, Dan	2	2	1.000	HANSEN, Travis	24	73	3.0	WESLEY, Mekeli	33	77	2.3
LYDAY, Terrell	162	197	.822					LYDAY, Terrell	33	76	2.3
WHITING, Trent	68	83	.819	<b>ASSISTS</b>	<b>G</b>	<b>No.</b>	<b>A/G</b>	NIELSEN, Eric	33	52	1.6
WESLEY, Mekeli	179	222	.806	MONTAGUE, Matt	33	97	2.9	WHITING, Trent	26	49	1.9
NIELSEN, Eric	51	66	.773	LYDAY, Terrell	33	66	2.0	MONTAGUE, Matt	33	47	1.4
BOBIK, Daniel	35	47	.745	WHITING, Trent	26	61	2.3				
MONTAGUE, Matt	23	31	.742	WESLEY, Mekeli	33	45	1.4				
COOPER, Nathan	48	66	.727	COOPER, Nathan	33	43	1.3				
HANSEN, Travis	28	39	.718								


# season review

## 2000-2001 GAME-BY-GAME (POINTS-REBOUNDS-ASSISTS)

Opponent	Date	Score	WL	Knight	Hansen	Archibald	Wesley	Bobik	Whiting	Shippen	Lyday	Nielsen
Elon College	11/21/00	100-63	W	DNP	4-1-3	1-0-1	19-3-0	16-1-1	DNP	4-3-3	9-3-1	8-6-3
Santa Barbara	11-25-00	67-53	W	DNP	8-3-1	DNP	11-12-2	2-1-1	DNP	0-0-0	21-0-2	3-2-0
at San Francisco	11/30/00	70-80	L	DNP	0-3-1	DNP	20-5-2	2-2-2	DNP	DNP	16-0-1	4-2-0
at Arizona State	12-02-00	52-80	L	DNP	8-2-0	DNP	11-7-1	3-3-0	DNP	0-0-1	11-2-2	9-9-0
Florida International	12/07/00	78-50	W	DNP	5-3-2	DNP	16-4-3	9-3-3	DNP	DNP	16-3-2	8-5-3
vs Rice	12/09/00	59-49	W	DNP	8-4-1	DNP	21-4-0	0-1-2	DNP	DNP	10-3-0	6-3-1
Southern Utah	12/14/00	58-52	W	DNP	8-4-1	DNP	5-9-1	0-0-1	DNP	DNP	24-4-0	15-4-0
Utah State	12/16/00	69-67	W	5-6-1	2-4-2	DNP	22-2-2	0-0-0	22-2-2	DNP	5-2-2	6-2-3
vs Boise State	12/21/00	83-67	W	6-4-0	0-2-1	DNP	19-7-0	4-1-1	19-1-1	DNP	25-4-2	2-0-0
vs Iowa State	11/22/00	71-77	L	6-5-0	9-3-0	DNP	26-4-0	0-0-0	12-1-1	DNP	18-2-1	0-3-0
vs USC	12/23/00	67-70	L	2-2-0	5-0-0	DNP	19-6-2	DNP	12-4-1	DNP	17-2-4	10-3-1
at Weber State	12-28-00	84-75	W	2-1-0	12-5-3	DNP	17-4-2	DNP	15-1-4	DNP	14-7-0	12-5-1
South Alabama	12/30/00	64-42	W	3-2-1	5-0-1	0-0-0	17-5-2	5-0-0	13-1-1	0-0-0	7-5-3	10-13-2
Idaho	01/02/01	75-47	W	2-1-0	10-3-0	0-0-0	8-4-2	6-4-3	12-3-3	0-1-0	13-3-1	7-7-0
Texas A&M C.C.	01/06/01	84-68	W	6-2-1	6-7-1	0-0-0	9-7-2	11-2-0	15-5-3	0-1-0	19-1-1	2-4-1
San Diego State	01/13/01	79-50	W	0-2-0	8-2-1	0-0-0	10-4-5	0-4-1	17-3-4	3-3-0	24-1-2	2-1-0
UNLV	01/15/01	91-63	W	2-2-1	8-5-5	0-0-0	14-4-0	1-0-1	26-1-3	0-0-0	23-5-2	12-8-1
at Colorado State	1-20-01	55-60	L	0-2-0	10-4-0	DNP	12-7-1	DNP	13-7-1	DNP	11-4-1	4-3-1
at Wyoming	1/22/01	78-85	L	5-4-0	8-7-2	DNP	29-11-2	0-0-1	7-2-1	DNP	11-1-1	12-2-1
Utah	01/29/01	69-61	W	0-5-1	2-1-1	0-0-0	16-3-1	0-0-0	21-2-8	DNP	14-2-0	8-1-0
Air Force	02/01/01	62-45	W	0-1-0	DNP	0-0-0	9-7-0	6-3-0	11-2-4	0-0-0	22-2-3	0-5-1
New Mexico	02/03/01	65-49	W	2-1-0	DNP	DNP	21-4-0	5-3-0	9-3-1	DNP	19-2-3	4-3-0
at UNLV	02/10/01	56-68	L	4-3-0	DNP	DNP	17-6-3	2-2-0	4-5-1	DNP	14-6-3	6-4-0
at San Diego State	02/12/01	69-66	W	2-1-0	DNP	DNP	21-6-1	6-1-2	21-7-0	DNP	11-2-3	6-3-0
Wyoming	02/15/01	79-63	W	4-5-0	DNP	DNP	10-6-2	5-0-3	14-0-2	DNP	25-4-4	7-8-1
Colorado State	02/17/01	68-51	W	0-0-0	DNP	0-0-0	25-3-0	5-6-2	18-4-3	0-0-0	10-2-5	6-6-0
at Utah	02/24/01	75-82	L	0-1-0	DNP	DNP	4-3-1	5-1-2	22-4-0	DNP	14-2-4	16-4-0
at New Mexico	03-01-01	72-67	W	7-7-1	DNP	DNP	25-8-0	0-0-0	9-10-2	DNP	26-3-0	2-2-0
at Air Force	3-3-01	51-50	W	4-0-0	DNP	DNP	25-4-2	0-0-0	2-1-2	DNP	11-4-2	2-3-1
vs Air Force	03/08/01	69-54	W	0-1-0	0-1-1	DNP	13-4-1	0-0-0	17-5-5	DNP	25-3-2	5-2-0
vs Wyoming	03/09/01	77-66	W	0-4-0	0-2-0	DNP	23-6-0	DNP	11-2-5	DNP	32-4-3	5-1-0
vs New Mexico	03/10/01	69-65	W	0-2-0	3-0-0	DNP	30-8-1	DNP	15-3-3	DNP	11-3-5	7-2-0
vs Cincinnati	03-15-01	59-84	L	2-2-0	2-7-0	0-0-0	25-4-4	6-1-0	12-4-0	0-0-0	12-1-1	0-1-0



Terrell Lyday's monstrous dunk over Air Force's Joel Gerlach propelled BYU to a come-from-behind 69-54 win over the Falcons in the first round of the 2001 Mountain West Conference Championships. BYU went on to win the tournament and Lyday was named to the All-Tournament team for the second consecutive year.



## 2000-2001 GAME-BY-GAME (POINTS-REBOUNDS-ASSISTS)

Opponent	Date	Score	WL	Montague	Chrisman	Howard	Cooper	Dawes
Elon College	11/21/00	100-63	W	6-4-8	15-3-1	2-1-0	10-7-1	6-7-0
Santa Barbara	11-25-00	67-53	W	9-3-7	4-1-0	DNP	6-6-1	3-4-0
at Univ. of San Francisco	11/30/00	70-80	L	12-2-6	7-4-0	4-0-0	4-5-3	1-1-0
at Arizona State	12-02-00	52-80	L	0-3-3	5-3-1	0-2-0	5-5-0	0-1-0
Florida International	12/07/00	78-50	W	8-3-2	7-4-0	2-0-0	7-7-1	DNP
vs Rice	12/09/00	59-49	W	0-3-4	2-0-0	DNP	10-4-4	2-3-0
Southern Utah	12/14/00	58-52	W	4-3-3	0-0-0	DNP	0-1-0	2-3-0
Utah State	12/16/00	69-67	W	0-0-1	3-1-1	DNP	4-3-2	0-1-0
vs Boise State	12/21/00	83-67	W	0-2-5	2-2-0	DNP	6-5-0	DNP
vs Iowa State	11/22/00	71-77	L	0-2-2	DNP	DNP	0-3-2	0-2-0
vs Southern California	12/23/00	67-70	L	0-1-2	2-1-1	0-0-0	0-3-0	0-3-0
at Weber State	12-28-00	84-75	W	7-2-5	4-1-0	DNP	1-0-0	DNP
South Alabama	12/30/00	64-42	W	0-2-7	2-2-0	0-0-0	0-4-0	2-2-0
Idaho	01/02/01	75-47	W	0-1-3	2-3-0	2-1-0	10-4-1	3-3-0
Texas A&M Corpus Christi	01/06/01	84-68	W	2-6-9	4-6-1	DNP	8-3-0	2-2-0
San Diego State	01/13/01	79-50	W	0-0-3	4-8-1	2-3-0	9-5-3	0-1-0
UNLV	01/15/01	91-63	W	0-3-1	0-3-0	0-0-0	3-2-1	2-0-0
at Colorado State	1-20-01	55-60	L	2-1-0	3-2-1	DNP	0-1-0	DNP
at Wyoming	1/22/01	78-85	L	2-3-1	0-1-1	DNP	4-1-0	0-1-0
Utah	01/29/01	69-61	W	3-2-1	2-0-0	0-1-0	3-6-1	DNP
Air Force	02/01/01	62-45	W	3-0-4	4-3-1	0-0-0	7-6-1	0-2-0
New Mexico	02/03/01	65-49	W	0-0-2	1-1-0	DNP	4-8-0	DNP
at UNLV	02/10/01	56-68	L	0-0-0	0-0-0	DNP	9-5-4	0-1-0
at San Diego State	02/12/01	69-66	W	0-1-1	0-0-2	DNP	2-2-3	DNP
Wyoming	02/15/01	79-63	W	0-2-0	3-1-0	DNP	11-3-2	0-0-2
Colorado State	02/17/01	68-51	W	0-0-0	2-3-3	0-0-0	2-4-4	0-3-0
at Utah	02/24/01	75-82	L	0-0-1	2-0-0	DNP	9-3-1	3-1-0
at New Mexico Lobos	03-01-01	72-67	W	3-3-3	DNP	DNP	0-1-3	0-2-0
at Air Force	3-3-01	51-50	W	3-0-2	0-1-0	DNP	4-6-1	DNP
vs Air Force	03/08/01	69-54	W	5-3-4	DNP	DNP	4-4-0	DNP
vs Wyoming	03/09/01	77-66	W	2-2-1	2-0-1	0-0-0	2-7-3	0-3-0
vs University of New Mexico	03/10/01	69-65	W	0-1-4	DNP	DNP	3-1-1	DNP
vs Cincinnati	03-15-01	59-84	L	0-0-2	0-0-0	0-0-0	0-2-0	0-0-0

# box scores

## ■ Game #1

Brigham Young University  
Elon College

100  
63

November 21, 2000  
Marriott Center • Provo (6,197)

#	Player	tot-fg		3-pt		rebounds				fta	ft	pf	tp	a	to	blk	s	min													
		fg	fga	fga	fga	fta	ft	fta	ft																						
34	ADAMS, Chris	f	2	3	0	0	0	2	2	5	4	0	0	0	0	0	0	12													
54	MCSWAIN, Larry	f	6	11	1	3	1	0	4	4	3	14	0	1	0	0	0	31													
03	ROWELL, Brendon	g	4	12	1	1	5	11	3	1	4	3	14	2	2	0	0	30													
14	GASKINS, Dennis	g	3	6	0	3	2	2	0	0	1	8	1	3	0	0	0	28													
42	HALL, David	g	2	9	1	5	1	2	0	1	2	6	2	2	0	1	33														
05	JERENIC, Ivan	g	0	1	0	0	0	2	1	3	2	0	2	0	0	0	10														
10	SIMS, Ross	g	1	6	0	1	2	3	0	1	3	4	1	0	1	0	18														
24	KUSTERMAN, Drew	g	3	8	3	7	0	0	1	0	1	9	0	0	0	1	11														
33	KIRBY, Cameron	g	0	1	0	0	0	0	0	0	0	0	0	0	0	0	7														
40	JOHNSON, Shamir	g	0	0	0	0	2	3	0	1	2	2	2	0	1	0	9														
44	BACKS, Matt	g	1	3	0	1	0	0	1	0	1	2	0	0	0	0	11														
TEAM																															
Totals.....		22		60		6		21		13		23		10		14		23		63		9		13		0		5		200	

TOTAL FG% 1st Half: 10-28 .357 2nd Half: 12-32 .375 Game: .367 DEADBALL  
3-PT. FG% 1st Half: 2-9 .222 2nd Half: 4-12 .333 Game: .286 REBOUNDS  
F Throw % 1st Half: 3-11 .273 2nd Half: 10-12 .833 Game: .565 4

#	Player	tot-fg		3-pt		rebounds				fta	ft	pf	tp	a	to	blk	s	min															
		fg	fga	fga	fga	fta	ft	fta	ft																								
15	WESLEY, Mekell	f	5	5	0	0	9	13	0	3	3	1	19	0	1	0	0	21															
25	NIELSEN, Eric	f	3	5	0	0	2	2	4	6	2	8	3	4	0	0	0	25															
42	COOPER, Nathan	f	3	3	1	3	4	1	6	7	2	10	1	1	0	1	0	20															
24	LYDAY, Terrell	g	3	7	2	5	1	3	0	3	3	9	1	1	2	1	0	23															
31	MONTAGUE, Matt	g	2	2	2	0	0	4	4	0	6	8	0	0	3	0	0	30															
02	HANSEN, Travis	g	2	3	0	0	1	0	1	5	4	3	1	0	0	0	11																
10	ARCHIBALD, Jordan	g	0	0	0	1	2	0	0	0	0	1	1	0	0	0	6																
20	BOBIK, Daniel	g	5	10	2	6	4	4	0	1	1	16	1	2	1	1	19																
23	SHIPPEN, Ty	g	2	2	0	0	0	0	3	3	2	4	3	1	0	0	8																
34	CHRISMAN, Jacob	g	5	5	0	0	6	6	3	3	2	15	1	3	1	1	20																
40	HOWARD, Dan	g	1	1	0	0	0	1	0	1	2	0	1	0	0	0	5																
43	DAWES, Derek	g	3	5	0	0	0	3	4	7	3	6	0	2	1	0	12																
TEAM																																	
Totals.....		34		48		7		14		25		35		9		32		41		22		100		22		16		6		7		200	

TOTAL FG% 1st Half: 14-23 .609 2nd Half: 20-25 .800 Game: .708 DEADBALL  
3-PT. FG% 1st Half: 4-10 .400 2nd Half: 3-4 .750 Game: .500 REBOUNDS  
F Throw % 1st Half: 12-17 .706 2nd Half: 13-18 .722 Game: .714 3

Officials: Greg Burks, Duane Allen, Roosevelt Brown  
Technical fouls: Elon College-None. BYU Cougars-None.  
Score by Periods 1st 2nd Total  
Elon College 25 38 63  
BYU Cougars 44 56 100

## ■ Game #2

Brigham Young University  
Santa Barbara

67  
53

November 25, 2000  
Marriott Center • Provo (8,268)

#	Player	tot-fg		3-pt		rebounds				fta	ft	pf	tp	a	to	blk	s	min													
		fg	fga	fga	fga	fta	ft	fta	ft																						
30	HULL, Mark	f	4	13	1	7	12	13	2	3	2	21	1	0	1	0	1	35													
40	VUKOVICH, Mike	f	3	9	0	0	2	5	3	8	5	8	0	2	1	1	0	27													
50	JORDANI, Juliano	f	0	4	0	1	0	0	1	2	5	0	0	2	0	0	0	12													
03	BRYANT, LaRon	g	1	4	1	3	0	1	1	2	4	3	0	1	0	3	24														
35	WARD, B.J.	g	3	7	0	0	4	2	5	7	0	10	1	5	0	1	29														
05	ATAK, Jacoby	g	0	2	0	0	0	0	2	2	0	4	3	0	0	0	25														
15	OLIVER, Chrismon	g	0	0	0	0	0	0	1	1	0	0	0	0	0	0	0														
32	COOK, Casey	g	2	8	1	2	2	2	0	3	4	7	0	6	0	1	20														
41	JONES, J.L.	g	2	4	0	1	0	0	2	1	3	4	1	2	0	0	16														
55	TODD, J.L.	g	0	0	0	0	0	0	0	3	2	0	0	0	0	1	12														
TEAM																															
Totals.....		15		51		3		14		20		25		14		26		25		53		7		22		1		9		200	

TOTAL FG% 1st Half: 6-24 .250 2nd Half: 9-27 .333 Game: .294 DEADBALL  
3-PT. FG% 1st Half: 1-7 .143 2nd Half: 2-7 .286 Game: .214 REBOUNDS  
F Throw % 1st Half: 11-13 .846 2nd Half: 9-12 .750 Game: .800 1

#	Player	tot-fg		3-pt		rebounds				fta	ft	pf	tp	a	to	blk	s	min									
		fg	fga	fga	fga	fta	ft	fta	ft																		
15	WESLEY, Mekell	f	3	12	0	1	5	7	1	11	12	3	11	2	0	5	0	38									
25	NIELSEN, Eric	f	1	1	0	0	1	1	2	4	3	0	1	0	0	0	0	12									
42	COOPER, Nathan	f	2	4	1	1	2	4	6	3	6	1	4	1	0	0	0	28									
24	LYDAY, Terrell	g	6	15	4	9	5	7	0	0	0	4	21	2	4	0	1	30									
31	MONTAGUE, Matt	g	4	4	1	1	0	0	0	3	3	1	9	7	3	0	1	33									
02	HANSEN, Travis	g	3	7	1	1	2	3	2	8	1	0	1	0	2	18											
20	BOBIK, Daniel	g	3	0	3	1	2	1	0	2	1	1	0	0	0	0	9										
23	SHIPPEN, Ty	g	0	0	0	0	0	0	0	0	0	0	0	0	0	0	2										
34	CHRISMAN, Jacob	g	1	2	0	0	0	1	1	3	4	0	3	0	1	0	23										
43	DAWES, Derek	g	1	2	0	0	1	2	2	4	1	3	0	0	1	0	7										
TEAM																											
Totals.....		22		51		7		16		25		9		25		67		14		17		8		5		200	

TOTAL FG% 1st Half: 9-25 .360 2nd Half: 13-26 .500 Game: .431 DEADBALL  
3-PT. FG% 1st Half: 3-9 .333 2nd Half: 4-7 .571 Game: .438 REBOUNDS  
F Throw % 1st Half: 10-15 .667 2nd Half: 6-10 .600 Game: .640 4

Officials: Larry Storing, Larry Spaulding, Jimmie Flores  
Technical fouls: Santa Barbara-None. BYU Cougars-None.  
Score by Periods 1st 2nd Total  
Santa Barbara 24 29 53  
BYU Cougars 31 36 67  
Wesley had a fifth career double-double with 11 points, career-best 12 rebounds  
Wesley also recorded a career-high 5 blocked shots

## ■ Game #3

University of San Francisco  
Brigham Young University

80  
70

November 30, 2000  
War Memorial Gym • San Francisco (3,312)

#	Player	tot-fg		3-pt		rebounds				fta	ft	pf	tp	a	to	blk	s	min											
		fg	fga	fga	fga	fta	ft	fta	ft																				
25	NIELSEN, Eric	f	2	2	0	0	0	0	2	2	5	4	0	0	0	0	0	8											
42	COOPER, Nathan	f	2	3	0	0	0	2	3	2	5	3	4	0	0	0	0	31											
15	WESLEY, Mekell	c	4	11	0	3	12	12	5	0	5	4	20	2	1	1	32												
24	LYDAY, Terrell	g	4	17	1	9	7	7	0	0	0	16	1	2	1	0	39												
31	MONTAGUE, Matt	g	4	6	2	3	2	2	1	2	3	12	6	2	0	0	34												
02	HANSEN, Travis	g	0	6	0	2	0	0	1	2	3	1	0	1	0	0	11												
20	BOBIK, Daniel	g	1	2	0	1	0	0	2	2	1	2	2	1	0	0	12												
34	CHRISMAN, Jacob	g	3	6	0	1	2	3	1	4	5	7	0	3	0	1	15												
40	HOWARD, Dan	g	1	1	0	0	2	2	0	0	5	4	0	0	0	0	12												
43	DAWES, Derek	g	0	0	0	0	1	2	1	0	1	2	1	0	0	0	6												
TEAM																													
Totals.....		21		54		3		19		25		29		15		27		29		70		15		10		3		200	

TOTAL FG% 1st Half: 10-25 .400 2nd Half: 11-29 .379 Game: .389 DEADBALL  
3-PT. FG% 1st Half: 2-10 .200 2nd Half: 1-9 .111 Game: .158 REBOUNDS  
F Throw % 1st Half: 12-14 .857 2nd Half: 13-15 .867 Game: .862 2

#	Player	tot-fg		3-pt		rebounds				fta	ft	pf	tp	a	to	blk	s	min
		fg	fga	fga	fga	fta	ft	fta	ft									
03	TUCKER, Darrell	f	5	11	0	0	6	6	3	6	9	2	16	1	5	0	0	33
30	LEE, James	f	3	8	0	1	8	11	3	2	5	3	14	4	3	0	2	38



Game #7

Brigham Young University  
Southern Utah University

December 14, 2000

Marriott Center • Provo (7,023)

58  
52

Southern Utah 6-3 ## Player	tot-fg		3-pt		rebounds				pf	tp	a	to	blk	s	min		
	fg	fga	fg	fga	ft	fta	of	de								tot	
21 HOUSE, Frederick	f	6	24	0	4	3	4	6	2	8	4	15	2	2	0	3	34
33 BEUS, Dan	f	3	8	1	4	0	0	2	9	11	0	7	0	4	0	2	36
44 WHEELER, John	c	4	5	0	0	2	2	1	0	1	5	10	1	0	1	0	16
22 SANT, Justin	g	3	7	1	4	2	4	1	2	3	3	9	1	2	0	0	33
32 MONACO, Jeff	g	2	9	1	5	4	4	1	2	3	4	9	5	6	0	2	37
12 BAKER, Jason	g	0	0	0	0	0	0	0	0	0	2	0	0	3	0	0	2
23 JOHNSON, Stan	g	0	1	0	0	2	4	2	1	3	2	2	0	0	0	1	12
30 CHANDLER, B.J.	g	0	1	0	0	0	0	0	1	1	3	0	0	0	0	0	16
35 DORENBOSCH, Jeff	g	0	0	0	0	0	0	0	0	0	1	0	0	0	0	0	1
40 WALLIN, Chris	g	2	2	0	0	0	0	2	2	4	5	0	0	0	0	0	13
TEAM								4									
Totals		18	57	3	17	13	18	19	38	29	52	9	19	1	9	200	

TOTAL FG% 1st Half: 9-25 .360 2nd Half: 9-32 .281 Game: .316 DEADBALL  
3-PT FG% 1st Half: 1-10 .100 2nd Half: 2-7 .286 Game: .176 REBOUNDS  
F Throw % 1st Half: 2-2 .833 2nd Half: 11-16 .688 Game: .722

Brigham Young 5-2 ## Player	tot-fg		3-pt		rebounds				pf	tp	a	to	blk	s	min		
	fg	fga	fg	fga	ft	fta	of	de								tot	
15 WESLEY, Mekeli	f	0	2	0	0	5	6	1	8	9	3	5	1	4	2	0	31
25 NIELSEN, Eric	f	4	7	0	3	7	8	2	2	4	2	15	0	4	0	0	35
42 COOPER, Nathan	f	0	1	0	0	0	0	0	1	1	4	0	0	1	0	1	18
24 LYDAY, Terrell	g	5	10	2	6	12	16	1	3	4	2	24	0	0	0	2	39
31 MONTAGUE, Matt	g	0	3	0	2	4	6	0	3	3	1	4	3	2	0	5	34
02 HANSEN, Travis	g	1	6	1	3	5	6	2	4	5	8	1	2	0	0	0	22
20 BOSIK, Daniel	g	0	1	0	1	0	2	0	0	0	2	0	1	0	1	6	9
34 CHRISMAN, Jacob	g	0	1	0	0	0	0	0	0	0	0	0	1	0	0	5	7
43 DAWES, Derek	g	0	0	0	0	2	2	1	2	3	1	2	0	1	1	0	7
TEAM								2									
Totals		10	31	3	12	35	46	8	23	31	20	58	6	20	5	7	200

TOTAL FG% 1st Half: 7-20 .350 2nd Half: 3-11 .273 Game: .323 DEADBALL  
3-PT FG% 1st Half: 2-8 .250 2nd Half: 1-4 .250 Game: .250 REBOUNDS  
F Throw % 1st Half: 10-12 .833 2nd Half: 25-34 .735 Game: .761

Officials: Tom O'Neill, Lomie Dixon, Mark Whitehead  
Technical fouls: Southern Utah University-MONACO, Jeff; BENCH, Brigham Young University-HANSEN, Travis.

Score by Periods 1st 2nd Total  
Southern Utah University 21 31 52  
Brigham Young University 26 32 58

Game #8

Brigham Young University  
Utah State University

December 16, 2000

Marriott Center • Provo (8,277)

69  
67

Utah State University 6-2 ## Player	tot-fg		3-pt		rebounds				pf	tp	a	to	blk	s	min		
	fg	fga	fg	fga	ft	fta	of	de								tot	
05 DANIELS, Shawn	f	4	7	0	0	1	5	4	5	9	4	9	2	3	0	1	29
14 JORSSSEN, Dimitri	c	5	10	0	0	5	5	3	3	6	2	15	0	1	0	0	30
10 ROCK, Bernard	g	4	7	1	1	3	3	1	4	2	12	3	2	0	1	35	
22 BOBB, Curtis	g	5	12	1	4	2	2	3	3	6	1	13	1	5	0	31	
31 BROWN, Tony	g	3	8	2	5	2	2	2	2	2	10	4	1	0	0	31	
03 VINCENT, Thomas	g	0	1	0	0	0	0	1	1	2	0	0	2	0	0	7	
04 VAGUE, Jeremy	g	1	1	0	0	2	2	0	2	2	4	0	1	0	0	9	
24 RAY, Brennan	g	0	1	0	0	2	4	1	0	1	5	2	0	1	0	0	11
25 BAILEY, Dion	g	0	2	0	0	0	0	0	0	0	2	0	2	0	0	0	11
32 JOHNSON, Toraino	g	0	0	0	0	2	2	0	1	1	1	2	0	0	0	0	6
TEAM								1									
Totals		22	47	4	11	19	25	14	33	21	67	12	18	0	4	200	

TOTAL FG% 1st Half: 12-23 .522 2nd Half: 10-24 .417 Game: .468 DEADBALL  
3-PT FG% 1st Half: 3-5 .600 2nd Half: 1-6 .167 Game: .364 REBOUNDS  
F Throw % 1st Half: 13-16 .812 2nd Half: 6-9 .667 Game: .760

Brigham Young 6-2 ## Player	tot-fg		3-pt		rebounds				pf	tp	a	to	blk	s	min		
	fg	fga	fg	fga	ft	fta	of	de								tot	
02 HANSEN, Travis	f	1	6	0	1	0	0	1	3	4	2	2	2	0	0	1	25
15 WESLEY, Mekeli	f	8	14	2	3	4	7	1	2	4	6	22	2	4	0	0	30
25 NIELSEN, Eric	f	2	3	0	0	2	2	1	2	4	6	3	0	0	0	0	21
21 WHITTING, Trent	g	7	11	4	7	4	4	0	2	2	2	22	2	2	0	1	39
24 LYDAY, Terrell	g	1	6	1	2	2	2	2	2	2	5	2	1	0	0	26	
01 KNIGHT, Nate	g	1	3	0	0	3	3	2	4	6	4	5	1	0	0	1	18
20 BOSIK, Daniel	g	0	0	0	0	0	0	0	0	0	0	0	0	0	0	3	3
31 MONTAGUE, Matt	g	0	1	0	0	0	0	0	0	1	0	1	0	1	0	1	10
34 CHRISMAN, Jacob	g	1	2	0	0	1	3	1	0	1	0	3	1	1	0	0	10
42 COOPER, Nathan	g	2	2	0	0	0	0	3	0	1	4	2	2	0	0	0	14
43 DAWES, Derek	g	0	0	0	0	0	0	0	1	1	0	0	0	0	0	0	4
TEAM								1									
Totals		23	48	7	13	16	21	9	16	25	21	69	16	11	0	4	200

TOTAL FG% 1st Half: 15-24 .625 2nd Half: 8-24 .333 Game: .479 DEADBALL  
3-PT FG% 1st Half: 6-8 .750 2nd Half: 1-5 .200 Game: .538 REBOUNDS  
F Throw % 1st Half: 5-9 .556 2nd Half: 11-12 .917 Game: .762

Officials: Scott Thernley, Stan Reynolds, Jim Danner  
Technical fouls: Utah State University-BAILEY, Dion, Brigham Young University-None.  
Score by Periods 1st 2nd Total  
Utah State University 40 27 67  
Brigham Young University 41 28 69

Game #9

Brigham Young University  
Boise State

December 21, 2000

Hawai'i Cannon Activities Center • Laie

83  
67

Boise State Broncos ## Player	tot-fg		3-pt		rebounds				pf	tp	a	to	blk	s	min			
	fg	fga	fg	fga	ft	fta	of	de								tot		
04 Jose Schiffr	f	1	2	0	1	2	2	0	1	1	2	4	0	1	0	0	28	
22 Clint Hordemann	*	2	7	1	3	1	2	1	2	3	2	6	2	1	0	1	33	
30 Delvin Armstrong	*	3	9	2	3	2	2	0	3	3	2	10	1	0	1	30		
32 Abe Jackson	*	4	13	2	6	8	10	2	3	5	0	18	1	4	1	0	30	
35 Richard Morgan	*	5	5	0	0	0	0	2	2	4	4	10	0	2	0	0	22	
01 Bryan DeFares	1	2	0	1	0	0	0	0	0	0	0	0	0	0	0	3	3	
13 Kejuan Woods	1	5	0	1	2	3	1	0	1	5	4	0	1	0	0	15	15	
20 Robby Nabors	2	5	1	2	3	5	0	1	1	2	8	2	3	0	1	24	24	
33 Robby Gerlich	0	0	0	0	0	0	0	0	0	0	0	0	0	0	0	0	0	1
34 Trevor Whiting	1	3	0	0	1	2	3	3	5	3	1	2	1	0	0	12	12	
44 Kenny Galinos	1	1	0	0	0	0	0	0	0	0	0	0	0	0	0	0	2	2
TEAM								4		1								
Totals		21	51	6	17	19	26	11	15	26	22	67	15	2	3	200		

TOTAL FG% 1st Half: 10-24 .417 2nd Half: 11-27 .407 Game: .412 DEADBALL  
3-PT FG% 1st Half: 2-6 .333 2nd Half: 4-11 .364 Game: .353 REBOUNDS  
F Throw % 1st Half: 10-11 .909 2nd Half: 9-15 .600 Game: .731

BYU-Prvo Cougars ## Player	tot-fg		3-pt		rebounds				pf	tp	a	to	blk	s	min			
	fg	fga	fg	fga	ft	fta	of	de								tot		
02 Travis Hansen	*	0	2	0	0	0	2	2	3	0	1	0	0	0	0	12	12	
15 Mekeli Wesley	*	6	9	0	0	7	8	2	5	7	3	19	0	2	0	0	23	
21 Trent Whiting	*	6	12	5	7	2	3	0	1	1	3	19	1	2	0	1	35	
24 Terrell Lyday	*	8	14	4	7	5	6	1	3	4	3	25	3	0	4	36		
25 Eric Nielsen	*	1	3	0	0	0	0	0	0	0	1	2	0	1	1	0	15	
01 Nate Knight	2	2	0	0	2	2	2	4	1	6	0	2	0	0	0	12	12	
20 Daniel Bobik	0	1	0	1	4	4	0	1	1	1	4	1	1	0	1	8	8	
31 Matt Montague	0	0	0	0	0	0	2	2	2	2	0	5	5	1	1	30	30	
34 Jacob Chrisman	0	0	0	0	2	1	1	2	2	2	1	2	0	1	0	7	7	
42 Nathan Cooper	1	2	0	0	4	6	2	3	5	6	0	0	0	0	0	22	22	
TEAM								4										
Totals		24	45	9	15	26	31	8	24	32	23	83	10	17	2	7	200	

TOTAL FG% 1st Half: 11-21 .524 2nd Half: 13-24 .542 Game: .533 DEADBALL  
3-PT FG% 1st Half: 4-6 .667 2nd Half: 5-9 .556 Game: .600 REBOUNDS  
F Throw % 1st Half: 13-17 .765 2nd Half: 13-14 .929 Game: .839

Technical fouls: Boise State Broncos-None, BYU-Prvo Cougars-None.

Score by Periods 1st 2nd Total  
Boise State Broncos 32 35 67  
BYU-Prvo Cougars 39 44 83

Game #10

Iowa State (#26)  
Brigham Young University

December 22, 2000

Cannon Activities Center • Laie

77  
71

Iowa State Cyclones ## Player	tot-fg		3-pt		rebounds				pf	tp	a
----------------------------------	--------	--	------	--	----------	--	--	--	----	----	---

# Box scores

## Game #12

Brigham Young University  
Weber State University  
December 28, 2000  
Dee Events Center • Ogden (10,252)

84  
75

BRIGHAM YOUNG 8-4		TOT-FG		3-PT		REBOUNDS								
# Player	fg	fga	ft	fta	of	de	tot	pf	tp	a	to	blk	s	min
25 NIELSEN, Eric	5	7	0	0	2	1	4	5	4	12	1	3	0	34
42 COOPER, Nathan	0	3	0	1	1	2	0	0	2	1	0	0	9	
15 WESLEY, Mekeli	4	11	1	1	8	8	13	4	4	17	2	4	0	32
21 WHITTING, Trent	4	12	1	3	6	0	1	1	2	15	4	1	0	33
24 LYDAY, Terrell	4	9	0	1	6	6	0	7	7	4	14	0	5	40
01 KNIGHT, Nate	1	2	0	0	0	0	1	1	2	2	0	0	1	6
00 HANSEN, Travis	6	7	0	0	0	0	5	5	2	12	3	0	1	21
31 MONTAGUE, Matt	1	1	0	0	5	6	2	2	7	5	2	0	1	18
34 CHRISMAN, Jacob	1	1	0	0	2	2	1	1	0	4	0	0	0	7
TEAM					3		1		4					
Totals	26	53	2	4	30	32	5	25	30	22	84	15	15	2

TOTAL FG% 1st Half: 10-26 .385 2nd Half: 16-27 .593 Game: .491 DEADBALL  
3-PL FG% 1st Half: 1-3 .333 2nd Half: 1-3 .333 Game: .333 REBOUNDS  
F Throw % 1st Half: 7-8 .875 2nd Half: 23-24 .958 Game: .938

WEBER STATE UNIVERSITY 5-5		TOT-FG		3-PT		REBOUNDS								
# Player	fg	fga	ft	fta	of	de	tot	pf	tp	a	to	blk	s	min
14 KING, Damon	0	3	0	2	0	0	3	3	2	0	1	2	1	19
40 SNOFF, Jake	7	2	0	0	3	6	4	6	10	4	7	2	0	1
35 BACHMANN, S	4	6	0	1	2	0	0	1	2	15	2	2	0	35
03 BOYETTE, Jermaine	13	19	2	3	8	9	2	3	5	4	36	5	4	2
43 MORRISON, Stefie	2	9	1	7	0	0	1	2	3	3	5	2	0	29
11 GATTO, Ivan	0	4	0	3	0	0	2	2	2	0	0	1	0	9
13 THURIG, Marc	0	0	0	0	0	0	0	0	0	0	0	0	0	3
22 HAMILTON, John	1	3	1	3	0	0	0	0	0	3	1	0	0	7
23 TEBBS, Quym	0	2	0	1	1	2	2	2	1	1	0	1	1	8
24 WOODS, Chris	2	3	0	0	1	2	1	2	3	2	5	0	3	0
50 DANILEY, Pat	2	5	0	1	2	2	3	5	5	0	4	0	0	14
TEAM					1		3							
Totals	26	59	4	19	19	27	12	23	35	23	75	13	16	2

TOTAL FG% 1st Half: 14-35 .400 2nd Half: 12-24 .500 Game: .441 DEADBALL  
3-PL FG% 1st Half: 2-10 .200 2nd Half: 2-9 .222 Game: .211 REBOUNDS  
F Throw % 1st Half: 2-4 .500 2nd Half: 17-23 .739 Game: .704

Technical fouls: Brigham Young University-None, Weber State University-SHOFF, Jake; BENCH, Score by Periods 1st 2nd Total  
Brigham Young University 26 56 84  
Weber State University 32 43 75

## Game #13

Brigham Young University  
South Alabama  
December 30, 2000  
Marriott Center • Provo (10,205)

64  
42

South Alabama 8-5		tot-fg		3-pt		rebounds								
# Player	fg	fga	ft	fta	of	de	tot	pf	tp	a	to	blk	s	min
32 THOMAS, Emmett	2	6	1	3	0	0	2	2	3	5	2	4	1	0
43 WILLIAMS, Henry	1	2	0	0	2	2	1	2	1	4	0	2	0	1
55 STANESCU, Virgil	1	7	0	0	1	4	3	7	4	3	0	7	1	22
11 WILLIAMS, Demetrius	2	3	0	0	5	10	0	1	1	9	1	4	0	2
22 DANTZIS, Ravonte	4	10	4	2	2	1	4	5	3	12	0	3	0	33
14 BECK, Ericson	3	6	0	0	1	0	1	2	6	2	1	1	2	24
33 GRANVITZ, Brett	1	5	0	2	0	2	1	5	6	1	2	1	3	0
34 BOLLMAN, Michael	0	1	0	0	0	0	0	0	0	0	0	0	0	5
42 FORGET, Matt	0	0	0	1	2	0	3	2	1	1	2	1	0	16
TEAM					2		1		3					
Totals	14	40	3	9	11	23	8	22	30	17	42	7	26	5

TOTAL FG% 1st Half: 10-22 .455 2nd Half: 4-18 .222 Game: .350 DEADBALL  
3-PL FG% 1st Half: 3-6 .500 2nd Half: 0-3 .000 Game: .333 REBOUNDS  
F Throw % 1st Half: 6-13 .462 2nd Half: 5-10 .500 Game: .478

Brigham Young 9-4		tot-fg		3-pt		rebounds								
# Player	fg	fga	ft	fta	of	de	tot	pf	tp	a	to	blk	s	min
02 HANSEN, Travis	1	4	1	1	2	2	0	1	5	1	2	0	1	14
15 WESLEY, Mekeli	6	15	1	3	4	4	3	2	5	17	2	1	2	22
25 NIELSEN, Eric	4	6	0	0	2	4	2	11	13	10	2	0	0	27
21 WHITTING, Trent	5	12	2	7	1	2	0	1	4	13	1	1	0	39
24 LYDAY, Terrell	9	17	4	4	4	1	4	5	1	7	3	0	2	32
01 KNIGHT, Nate	1	3	0	0	1	2	0	2	3	3	1	1	0	10
10 ARCHIBALD, Jordan	0	0	0	0	0	0	0	0	0	0	0	0	0	1
20 BOBIB, Daniel	2	3	1	1	0	0	0	0	0	5	0	2	0	7
23 SHIPPEN, Ty	0	0	0	0	0	0	0	0	0	0	0	0	0	1
31 MONTAGUE, Matt	0	2	0	1	0	0	2	2	1	0	7	3	0	8
34 CHRISMAN, Jacob	1	1	0	0	0	1	1	2	0	1	2	0	0	8
40 HOWARD, Dan	0	0	0	0	0	0	0	0	0	0	0	0	0	1
42 COOPER, Nathan	0	2	0	0	0	0	2	4	3	0	1	0	0	16
43 DAWES, Derek	1	1	0	0	0	1	1	2	0	0	0	0	0	2
TEAM					4		1		4					
Totals	22	56	6	17	14	18	24	46	19	64	17	17	2	11

TOTAL FG% 1st Half: 9-29 .276 2nd Half: 14-27 .519 Game: .393 DEADBALL  
3-PL FG% 1st Half: 1-5 .200 2nd Half: 5-12 .417 Game: .353 REBOUNDS  
F Throw % 1st Half: 11-14 .786 2nd Half: 3-4 .750 Game: .778

Technical fouls: South Alabama-None, Brigham Young University-None.  
Score by Periods 1st 2nd Total  
South Alabama 29 13 42  
Brigham Young University 28 36 64

## Game #15

Brigham Young University  
Texas A&M- Corpus Christi  
January 6, 2001  
Marriott Center • Provo (10,205)

84  
68

Texas A & M 6-9		tot-fg		3-pt		rebounds								
# Player	fg	fga	ft	fta	of	de	tot	pf	tp	a	to	blk	s	min
04 MC BRIDE, C.J.	1	5	0	2	1	2	0	1	1	3	3	2	0	2
11 HICKS, Michael	9	16	0	0	3	4	2	1	3	2	21	5	3	0
20 ATSBEHA, Semai	5	9	2	6	3	3	1	3	4	3	15	1	0	0
33 SMULTZ, Dustin	0	2	0	0	0	0	0	0	0	0	2	0	0	23
40 HEMBLEY, Shaun	2	6	0	0	0	5	9	14	1	4	0	2	0	24
03 EVAMS, Brian	3	8	0	2	0	0	2	2	1	6	3	1	0	19
05 DENMON, Lee	1	4	1	3	0	0	0	0	0	2	3	0	0	13
15 DRASUTIS, Arunas	2	6	1	5	1	1	1	2	2	4	6	1	0	9
21 HAMILTON, Brian	0	0	0	0	0	0	0	0	0	0	0	0	0	1
23 WAINWRIGHT, Armond	1	6	0	4	0	0	0	0	0	2	2	1	0	10
34 KIRKALDY, Damian	4	13	0	1	0	0	3	5	8	5	2	1	0	16
50 DIENE, Pathe	0	0	0	0	0	2	2	2	0	0	0	0	0	6
TEAM					3		5							
Totals	28	75	4	23	8	12	15	24	39	25	68	13	16	3

TOTAL FG% 1st Half: 10-34 .294 2nd Half: 18-41 .439 Game: .373 DEADBALL  
3-PL FG% 1st Half: 1-9 .111 2nd Half: 3-14 .214 Game: .174 REBOUNDS  
F Throw % 1st Half: 2-2 .000 2nd Half: 6-10 .600 Game: .667

Brigham Young 11-4		tot-fg		3-pt		rebounds								
# Player	fg	fga	ft	fta	of	de	tot	pf	tp	a	to	blk	s	min
02 HANSEN, Travis	3	5	0	1	0	0	0	7	7	2	6	1	0	1
15 WESLEY, Mekeli	4	10	0	1	1	1	2	5	7	1	9	2	4	2
25 NIELSEN, Eric	1	5	0	0	0	2	4	0	2	1	0	0	0	16
21 WHITTING, Trent	6	11	5	2	3	1	5	2	15	3	2	0	0	33
24 LYDAY, Terrell	4	9	3	6	8	10	1	2	19	1	2	0	0	19
01 KNIGHT, Nate	3	4	0	0	0	0	2	2	1	6	1	0	0	12
10 ARCHIBALD, Jordan	0	0	0	0	0	0	0	0	0	0	0	0	0	1
20 BOBIB, Daniel	2	3	1	7	8	1	2	11	2	11	0	2	0	12
23 SHIPPEN, Ty	0	0	0	0	0	1	1	0	0	0	0	0	0	1
31 MONTAGUE, Matt	0	0	0	0	2	4	6	6	1	2	9	3	0	25
34 CHRISMAN, Jacob	2	6	0	0	0	3	3	6	2	4	1	3	1	20
42 COOPER, Nathan	3	4	2	3	0	0	3	3	3	8	0	0	0	14
43 DAWES, Derek	0	0	0	0	2	4	2	2	0	2	0	0	0	3
TEAM					4		2		4					
Totals	28	57	6	17	22	30	11	35	46	16	84	19	18	7

TOTAL FG% 1st Half: 19-33 .576 2nd Half: 9-24 .375 Game: .491 DEADBALL  
3-PL FG% 1st Half: 5-13 .385 2nd Half: 1-4 .250 Game: .353 REBOUNDS  
F Throw % 1st Half: 9-9 .000 2nd Half: 13-21 .619 Game: .733

Officials: Larry Stubing, Bill Gracy, Mike Giarratano

## Game #17

Brigham Young University  
UNLV  
January 15, 2001  
Marriott Center • Provo (12,816)

91  
63

#	Player	Tot-FG		3-PT		Rebounds					pts	a	to	blk	min			
		fg	fga	fg	fga	fta	of	de	tot	pf								
10	JOHNSON, Dairon	f	9	21	2	3	4	4	6	3	9	2	24	1	2	1	0	27
15	KELLY, Lou	f	1	4	0	0	4	2	2	4	2	6	2	3	0	0	0	15
34	KAMBALA, Kaspar	c	0	3	0	0	2	2	3	3	2	2	0	3	1	0	0	20
03	DIGGS, Trevor	g	3	10	2	7	0	0	0	1	1	2	8	2	1	0	1	31
24	BOOKER, Vince	g	0	0	0	0	0	0	0	1	1	0	3	3	0	0	1	22
05	BROTHERSON, Danny	1	5	0	2	1	2	2	2	3	3	1	2	0	3	1	7	17
11	BANKS, Jevon	0	3	0	2	0	0	0	1	1	0	0	0	0	0	0	0	7
12	JOHNSON, Lafonte	0	1	0	1	0	0	0	0	0	0	0	1	1	0	1	11	
13	DOTSON, Sylvester	4	6	0	0	4	7	1	2	3	4	12	0	0	1	1	16	
14	STEWART, Donovan	0	0	0	0	0	0	0	0	0	0	1	0	0	0	0	1	
20	RICHARDSON, Chris	1	3	0	0	0	2	0	2	3	2	0	2	0	0	0	14	
33	LEWIS, Jermaine	1	3	0	1	4	5	0	0	0	1	6	0	0	0	0	16	
55	PEARSON,Omari	0	0	0	0	0	0	0	1	1	0	0	1	0	0	0	3	
TEAM																		
Totals			20	59	4	16	19	24	15	16	31	21	61	11	19	3	200	

TOTAL FG% 1st Half: 9-34 .255 2nd Half: 12-25 .480 Game: .339 DEADBALL  
3-PT FG% 1st Half: 3-13 .231 2nd Half: 1-3 .333 Game: .250 REBOUNDS  
F Throw % 1st Half: 7-10 .700 2nd Half: 12-14 .857 Game: .792 3

### Brigham Young 13-4, 2-0

#	Player	Tot-FG		3-PT		Rebounds					pts	a	to	blk	min		
		fg	fga	fg	fga	fta	of	de	tot	pf							
02	HANSEN, Travis	f	3	6	0	0	2	2	3	5	3	8	5	1	0	1	24
15	WESLEY, Mekell	f	6	9	0	1	2	2	1	3	4	3	14	0	0	0	30
25	WIELSEN, Eric	f	4	6	0	0	4	4	2	6	8	5	12	1	1	1	20
21	WHITTING, Trent	g	10	15	3	3	6	4	0	1	1	26	3	2	1	3	34
24	LYDAY, Terrell	g	6	13	3	3	8	10	2	3	5	2	23	2	2	0	33
01	KNIGHT, Nate	0	0	0	0	0	2	2	4	2	1	2	0	0	0	13	
10	ARCHIBALD, Jordan D	0	0	0	0	0	0	0	0	0	0	0	0	0	0	1	
20	BOBIK, Daniel	0	0	0	0	1	0	0	0	1	1	0	0	0	0	0	
23	SHIPPEN, Ty	0	0	0	0	0	0	0	0	0	0	0	0	0	0	1	
31	MONTAGUE, Matt	0	1	0	0	0	1	2	3	0	0	1	1	0	0	17	
34	CHRISMAN, Jacob	0	1	0	0	0	0	3	3	2	0	2	1	1	1	9	
40	HOWARD, Dan	0	1	0	0	0	0	0	0	0	0	1	0	0	0	3	
42	COOPER, Nathan	1	2	0	1	2	1	2	0	3	1	0	0	0	0	8	
43	DAWES, Derek	1	1	0	0	0	0	0	0	2	0	0	0	0	0	2	
TEAM																	
Totals			31	55	6	11	23	27	11	26	37	21	91	15	15	4	1020

TOTAL FG% 1st Half: 18-31 .581 2nd Half: 13-24 .542 Game: .564 DEADBALL  
3-PT FG% 1st Half: 3-5 .600 2nd Half: 3-6 .500 Game: .545 REBOUNDS  
F Throw % 1st Half: 6-8 .750 2nd Half: 17-19 .895 Game: .852 1

Officials: David Hall, Tom O'Neil, Kelly Self  
Technical fouls: Nevada-Las Vegas-None, Brigham Young University-None. Attendance: 13605  
Score by Periods 1st 2nd Total  
Nevada-Las Vegas 26 37 63  
Brigham Young University 45 46 91

## Game #18

Colorado State University  
Brigham Young University  
January 20, 2001  
Moby Arena • Fort Collins (6,254)

60  
55

#	Player	Tot-FG		3-PT		Rebounds					pts	a	to	blk	min		
		fg	fga	fg	fga	fta	of	de	tot	pf							
15	WESLEY, Mekell	f	4	10	0	3	4	6	1	6	7	4	12	1	1	1	31
25	NIELSEN, Eric	f	2	4	0	0	0	1	2	3	4	4	1	1	0	0	28
02	HANSEN, Travis	g	4	6	0	1	2	2	2	4	5	10	0	0	0	0	15
21	WHITTING, Trent	g	4	13	1	6	4	4	1	6	7	3	13	1	0	3	39
24	LYDAY, Terrell	g	4	15	0	5	3	4	0	4	2	11	3	0	2	37	
01	KNIGHT, Nate	0	1	0	0	0	0	0	2	2	0	0	0	0	1	0	32
31	MONTAGUE, Matt	1	2	0	0	0	0	1	1	2	0	0	0	0	0	17	
34	CHRISMAN, Jacob	1	1	0	0	1	3	1	2	3	1	0	0	0	0	9	
42	COOPER, Nathan	0	1	0	1	0	0	0	1	2	0	0	0	0	0	12	
TEAM																	
Totals			20	53	1	16	14	19	6	27	33	26	55	5	7	200	

TOTAL FG% 1st Half: 10-23 .435 2nd Half: 10-30 .333 Game: .377 DEADBALL  
3-PT FG% 1st Half: 0-8 .000 2nd Half: 1-8 .125 Game: .062 REBOUNDS  
F Throw % 1st Half: 9-12 .750 2nd Half: 5-7 .714 Game: .737 1

### Colorado State 10-5 (1-1)

#	Player	Tot-FG		3-PT		Rebounds					pts	a	to	blk	min		
		fg	fga	fg	fga	fta	of	de	tot	pf							
33	GREENE, Brian	f	1	6	0	0	0	2	6	8	5	2	2	1	1	18	
40	PATIK, Garrett	f	3	6	2	3	1	3	5	6	1	9	1	0	1	0	27
44	FISHER, David	c	4	8	0	0	2	8	1	5	6	1	10	1	2	0	31
10	PALMER, Aki	g	2	5	1	3	0	2	2	2	5	1	1	0	2	35	
32	SIVESIND, John	g	5	9	2	5	6	0	0	1	18	3	4	0	0	34	
01	SANDERS, Jonathan	0	0	0	0	0	0	0	0	0	0	0	0	0	0	4	
03	GRADY, Ron	4	11	0	4	5	6	0	5	3	13	0	1	0	0	26	
11	BIRLEY, Andy	0	1	0	0	0	1	2	3	2	0	1	0	0	0	12	
15	HARRIS, R'Cell	0	0	0	0	0	0	0	0	0	0	0	0	0	0	0	
25	BROWN, Matt	1	2	0	0	1	2	2	4	3	3	1	1	0	0	13	
TEAM																	
Totals			20	48	5	15	15	27	10	31	41	19	60	10	10	2	200

TOTAL FG% 1st Half: 12-26 .462 2nd Half: 8-22 .364 Game: .417 DEADBALL  
3-PT FG% 1st Half: 3-6 .500 2nd Half: 2-9 .222 Game: .333 REBOUNDS  
F Throw % 1st Half: 8-16 .500 2nd Half: 7-11 .636 Game: .556 3

Officials: Moose Stubing, Jim Stupin, Mike Giarratano  
Technical fouls: Brigham Young-None, Colorado State University-None.  
Score by Periods 1st 2nd Total  
Brigham Young 29 26 55  
Colorado State University 35 25 60

## Game #19

Wyoming  
Brigham Young University  
January 22, 2001  
Wyoming Arena • Laramie (10,008)

85  
78

#	Player	Tot-FG		3-PT		Rebounds					pts	a	to	blk	min		
		fg	fga	fg	fga	fta	of	de	tot	pf							
02	HANSEN, Travis	f	2	9	0	0	4	6	2	5	7	2	8	2	0	2	27
15	WESLEY, Mekell	f	10	21	2	3	7	9	3	8	11	4	29	2	4	1	36
25	NIELSEN, Eric	f	6	6	0	0	0	1	2	5	2	1	2	0	0	1	17
24	LYDAY, Terrell	g	2	6	0	2	6	7	0	1	4	11	1	1	0	30	
31	MONTAGUE, Matt	g	0	1	0	0	2	2	0	3	1	2	1	0	0	11	
01	KNIGHT, Nate	1	2	0	0	3	4	1	3	4	5	0	0	0	1	19	
20	BOBIK, Daniel	0	0	0	0	0	0	0	0	0	0	0	0	0	0	0	
21	WHITTING, Trent	3	8	0	3	1	1	2	3	7	1	3	1	0	3	37	
34	CHRISMAN, Jacob	0	0	0	0	0	0	0	1	1	0	1	0	0	0	2	
42	COOPER, Nathan	0	0	0	0	4	5	0	1	2	4	0	0	0	0	9	
43	DAWES, Derek	0	1	0	0	0	0	0	0	1	0	0	0	0	0	6	
TEAM																	
Totals			24	56	3	8	27	36	8	27	35	27	78	10	14	3	1020

TOTAL FG% 1st Half: 15-30 .500 2nd Half: 9-26 .346 Game: .429 DEADBALL  
3-PT FG% 1st Half: 1-5 .200 2nd Half: 2-3 .667 Game: .375 REBOUNDS  
F Throw % 1st Half: 17-19 .895 2nd Half: 10-17 .588 Game: .750 6

### WYOMING 12-4 (3-1)

#	Player	Tot-FG		3-PT		Rebounds					pts	a	to	blk	min		
		fg	fga	fg	fga	fta	of	de	tot	pf							
22	DAVIS, Josh	f	6	14	0	3	6	10	15	3	18	3	1	4	2	34	
44	BAILEY, Marcus	f	2	7	0	1	5	6	0	3	4	9	8	1	0	5	33
05	NSONWU-AMADI	c	7	11	0	7	10	2	6								

# box scores

## Game #23

UNLV  
Brigham Young University  
February 10, 2001  
Mac Center • Las Vegas (11,512)

68  
56

#	Player	tot-fg		3-pt		rebounds							min				
		fg	fga	fga	fta	fta	of	de	tot	pf	tp	a		to	blk	s	
25	NIELSEN, Eric	f	2	2	0	2	2	0	4	4	4	6	0	1	1	0	19
42	COOPER, Nathan	f	3	6	1	2	2	2	1	4	5	3	9	4	1	0	31
15	WESLEY, Mekell	c	6	12	1	2	4	9	0	6	6	4	17	3	2	0	35
21	WHITTING, Trent	g	2	11	0	3	0	0	1	4	5	3	4	1	1	0	37
24	LYDAY, Terrell	g	3	12	1	4	7	7	1	5	6	3	14	3	4	0	37
01	KNIGHT, Nate	g	2	4	0	0	0	0	0	0	3	0	4	0	1	1	15
20	BOBIK, Daniel	g	0	2	0	1	2	2	2	2	1	2	0	1	0	1	10
31	MONTAGUE, Matt	g	0	0	0	0	0	0	0	0	0	0	0	1	0	0	6
34	CHRISMAN, Jacob	g	0	2	0	0	0	0	0	0	0	1	0	0	1	0	5
43	DAWES, Derek	g	0	2	0	0	0	0	1	0	1	1	0	0	0	0	5
TEAM																	
Totals			18	53	3	12	17	22	7	28	35	24	56	11	13	2	200
TOTAL FG%			1st Half: 11-27 .407		2nd Half: 7-26 .269		Game: .340		DEADBALL								
3-Pt. FG%			1st Half: 2-5 .400		2nd Half: 1-7 .143		Game: .259		REBOUNDS								
F Throw %			1st Half: 9-10 .900		2nd Half: 8-12 .667		Game: .773		2								

#	Player	tot-fg		3-pt		rebounds							min				
		fg	fga	fga	fta	fta	of	de	tot	pf	tp	a		to	blk	s	
10	JOHNSON, Dalron	f	5	9	0	0	0	0	1	5	6	2	10	3	2	1	25
33	LEWIS, Jermaine	f	0	3	0	2	0	0	0	0	0	0	0	0	0	0	12
34	KAMBALA, Kaspars	c	3	11	0	0	7	14	3	10	13	4	13	2	1	3	34
03	DIGGS, Trevor	g	3	9	2	5	9	10	1	0	1	4	17	5	2	1	38
24	BOOKER, Vince	g	0	1	0	1	0	0	0	0	0	2	0	0	0	0	10
05	BROTHERSON, Danny	g	1	2	4	1	3	4	2	7	4	3	2	3	3	30	
12	JOHNSON, Lafonte	g	5	8	3	5	4	5	3	3	0	17	1	2	0	30	
13	DOTSON, Sylvester	g	2	2	0	0	0	1	4	5	2	4	2	1	0	11	
20	RICHARDSON, Chris	g	0	4	0	1	0	1	3	4	1	0	0	0	1	0	10
TEAM																	
Totals			19	50	6	16	24	33	8	31	39	17	68	15	12	9	200
TOTAL FG%			1st Half: 10-30 .333		2nd Half: 9-20 .450		Game: .389		DEADBALL								
3-Pt. FG%			1st Half: 4-9 .444		2nd Half: 2-7 .286		Game: .375		REBOUNDS								
F Throw %			1st Half: 7-13 .538		2nd Half: 17-20 .850		Game: .727		4								

Officials: Stanley Reynolds, Verne Harris, Randy McCall  
Technical fouls: BYU-BENCH, UNLV Runnin Rebels-None.  
Score by Periods  
BYU  
UNLV Runnin Rebels

## Game #25

Brigham Young University  
University of Wyoming  
February 15, 2001  
Marriott Center • Provo (16,488)

79  
63

#	Player	tot-fg		3-pt		rebounds							min					
		fg	fga	fga	fta	fta	of	de	tot	pf	tp	a		to	blk	s		
22	DAVIS, Josh	f	4	8	0	2	2	3	3	5	8	4	10	0	1	2	26	
44	BAILEY, Marcus	f	3	7	1	2	2	2	1	2	3	4	9	2	4	0	26	
05	NSOMWU-AMADI, c	c	2	4	0	0	2	4	2	4	6	3	6	1	3	1	28	
10	McMILLIAN, Chris	g	1	5	0	4	1	2	1	2	3	5	3	4	0	2	34	
20	ROTTENHAUS, D	g	0	2	0	1	0	0	1	0	1	0	1	0	0	0	5	
00	MINGO, Rowell	g	6	9	0	0	6	6	0	1	1	3	18	1	2	0	21	
04	UEDEZE, Ugo	g	0	1	0	0	0	0	1	1	0	0	0	0	0	2	2	
14	McFALL, Brett	g	1	6	1	5	0	0	0	1	1	2	4	3	6	2	0	26
23	VINES, Scottie	g	0	0	0	0	0	0	0	0	0	0	0	0	0	0	2	
24	CORNER, Paris	g	5	10	2	3	2	3	1	4	5	1	14	1	2	0	27	
25	RIES, Joe	g	0	0	0	0	0	0	0	0	0	0	0	0	0	0	3	
TEAM																		
Totals			22	52	4	17	15	20	12	30	32	27	63	15	19	4	200	
TOTAL FG%			1st Half: 8-23 .348		2nd Half: 14-29 .483		Game: .423		DEADBALL									
3-Pt. FG%			1st Half: 1-8 .125		2nd Half: 3-9 .333		Game: .235		REBOUNDS									
F Throw %			1st Half: 11-15 .733		2nd Half: 4-5 .800		Game: .750		3									

#	Player	tot-fg		3-pt		rebounds							min				
		fg	fga	fga	fta	fta	of	de	tot	pf	tp	a		to	blk	s	
01	KNIGHT, Nate	f	2	3	0	0	0	2	1	4	5	2	4	0	1	3	12
15	WESLEY, Mekell	f	1	5	1	3	7	8	3	3	6	4	10	2	4	0	23
42	COOPER, Nathan	f	3	5	1	2	4	4	0	3	3	11	2	1	0	1	27
21	WHITTING, Trent	g	2	4	1	3	9	9	0	0	0	4	14	2	0	0	33
24	LYDAY, Terrell	g	8	18	2	7	8	2	4	3	25	4	3	2	2	36	
20	BOBIK, Daniel	g	2	4	1	2	0	0	0	1	1	5	3	1	0	0	13
25	NIELSEN, Eric	g	1	5	0	0	5	6	3	5	8	2	7	1	2	0	31
31	MONTAGUE, Matt	g	0	2	0	0	0	0	0	2	2	0	0	0	1	0	10
34	CHRISMAN, Jacob	g	1	2	0	0	1	2	1	0	1	2	3	0	0	0	2
43	DAWES, Derek	g	0	0	0	0	0	0	0	0	0	0	0	0	1	0	13
TEAM																	
Totals			20	48	6	16	33	40	12	20	32	21	79	16	14	8	200
TOTAL FG%			1st Half: 12-22 .545		2nd Half: 9-26 .308		Game: .417		DEADBALL								
3-Pt. FG%			1st Half: 4-6 .667		2nd Half: 2-10 .200		Game: .375		REBOUNDS								
F Throw %			1st Half: 12-18 .667		2nd Half: 21-22 .955		Game: .825		3								

Officials: Scott Thornley, David Hall, Dan Crisman  
Technical fouls: University of Wyoming-McMILLIAN, Chris; McFALL, Brett;  
BENCH 2, BRIGHAM YOUNG Cougars-COOPER, Nathan.  
Score by Periods  
University of Wyoming  
BRIGHAM YOUNG Cougars

## Game #27

Utah  
Brigham Young University  
February 24, 2001  
Huntsman Center • Salt Lake City (15,373)

82  
75

#	Player	tot-fg		3-pt		rebounds							min				
		fg	fga	fga	fta	fta	of	de	tot	pf	tp	a		to	blk	s	
15	WESLEY, Mekell	f	1	8	0	3	2	2	0	3	3	3	4	1	2	1	21
25	NIELSEN, Eric	f	6	6	1	1	3	4	2	2	4	3	16	0	0	0	35
42	COOPER, Nathan	f	2	4	0	1	5	6	2	1	3	1	9	1	2	0	32
21	WHITTING, Trent	g	7	16	5	8	3	3	1	3	4	4	22	0	2	0	36
24	LYDAY, Terrell	g	3	12	1	3	7	1	2	5	14	4	2	1	3	32	
01	KNIGHT, Nate	g	0	0	0	0	0	0	1	1	2	0	0	0	1	0	9
20	BOBIK, Daniel	g	2	4	0	1	2	1	0	1	1	2	5	2	1	0	15
31	MONTAGUE, Matt	g	0	1	0	0	0	0	0	0	0	1	0	0	0	0	4
34	CHRISMAN, Jacob	g	1	1	0	0	0	0	0	0	0	0	0	0	0	0	1
43	DAWES, Derek	g	1	1	0	0	1	2	1	1	3	0	0	0	0	0	15
TEAM																	
Totals			23	53	7	18	22	26	9	14	23	22	75	9	9	3	200
TOTAL FG%			1st Half: 11-26 .423		2nd Half: 12-27 .444		Game: .434		DEADBALL								
3-Pt. FG%			1st Half: 4-10 .400		2nd Half: 3-8 .375		Game: .389		REBOUNDS								
F Throw %			1st Half: 6-9 .667		2nd Half: 14-17 .824		Game: .846		3								

#	Player	tot-fg		3-pt		rebounds							min					
		fg	fga	fga	fta	fta	of	de	tot	pf	tp	a		to	blk	s		
31	JOHNSON, Britton	f	4	8	0	1	7	8	1	6	7	1	15	2	2	0	32	
40	CULLEN, Phil	f	2	4	1	2	0	0	1	1	2	5	5	0	1	1	20	
34	BURGESS, Chris	c	6	11	0	0	2	4	1	5	3	14	1	2	1	0	23	
11	SPIVEY, Travis	g	1	3	1	0	0	0	0	2	2	4	2	4	1	1	24	
16	JACKSON, Nick	g	5	6	3	3	0	0	0	2	2	5	13	0	2	0	1	25
05	JACKSON, Marc	g	0	0	0	0	0	0	0	0	0	0	0	0	0	0	1	
10	BRADLEY, Kevin	g	5	9	3	6	5	8	0	3	3	0	18	4	0	0	22	
21	CATON, Jeff	g	1	1	1	0	0	0	0	0	0	0	3	0	0	0	6	
35	JOHNSON, Trace	g	2	3	0	2	3	1	4	5	1	6	3	3	1	0	30	
52	ALTHOFF, Nate	g	2	4	0	2	2	1	2	3	2	6	0	0	0	0	17	
TEAM																		
Totals			28	49	8	14	18	25	9	22	31	21	82	14	11	4	200	
TOTAL FG%			1st Half: 16-26 .615		2nd Half: 12-23 .522		Game: .571		DEADBALL									
3-Pt. FG%			1st Half: 5-15 .333		2nd Half: 3-8 .375		Game: .389		REBOUNDS									
F Throw %			1st Half: 4-7 .571		2nd Half: 14-18 .778		Game: .720		5									

Officials: David Hall, Robert Staffen, Eddie Jackson  
Technical fouls: Brigham Young-None, Utah-ALTHOFF, Nate.  
Score by Periods  
Brigham Young  
Utah

## Game #24

Brigham Young University  
San Diego State  
February 12, 2001  
Cox Arena • San Diego (5,037)

69  
66

### Game #29

Brigham Young University  
Air Force  
March 3, 2001  
Clune Arena • Colorado Springs (2,969)

51  
50

#	Player	tot-fg		3-pt		rebounds					pf	tp	a	blk	s	min	
		fg	fga	fga	fga	ft	fta	of	de	tot							
15	WESLEY, Mekell	6	10	1	2	12	14	1	3	4	4	25	2	1	2	0	29
22	DAVIS, Eric	1	1	0	0	0	0	3	3	2	1	1	0	1	0	1	20
21	WHITTING, Trent	0	7	0	3	2	0	1	1	3	2	2	2	0	0	39	
24	LYDAY, Terrell	3	6	2	5	3	4	0	4	0	11	2	0	0	2	32	
31	MONTAGUE, Matt	0	1	0	0	3	3	0	0	1	3	2	1	0	1	32	
01	KNIGHT, Nate	2	2	0	0	0	0	0	0	2	4	0	1	1	0	7	
20	BOBIK, Daniel	0	0	0	0	0	0	0	0	1	0	0	2	0	0	9	
34	CHRISMAN, Jacob	0	0	0	0	0	0	1	1	3	0	0	0	0	0	5	
42	COOPER, Nathan	2	3	0	1	0	0	5	6	3	4	1	1	0	1	27	
TEAM						1		2									
Totals.....		14	30	3	11	20	23	4	17	21	17	51	10	10	3	200	

TOTAL FG% 1st Half: 9-18 .500 2nd Half: 5-12 .417 Game: .467 DEADBALL  
3-PL FG% 1st Half: 2-6 .333 2nd Half: 1-5 .200 Game: .273 REBOUNDS  
F Throw % 1st Half: 6-7 .857 2nd Half: 14-16 .875 Game: .870 1

### Air Force 8-20, 3-11 MWC

#	Player	tot-fg		3-pt		rebounds					pf	tp	a	blk	s	min	
		fg	fga	fga	fga	ft	fta	of	de	tot							
4	CROFF, Jarvis	4	8	4	6	0	0	1	4	5	3	12	1	1	0	0	37
33	GERLACH, Joel	5	8	2	5	0	1	2	3	5	12	2	3	1	0	32	
32	BELLAIRS, Tom	3	6	0	1	3	2	2	4	4	8	6	3	1	1	23	
12	YAZZIE, Lamoni	3	7	3	6	2	2	0	5	5	3	11	1	0	1	35	
22	JENKINS, Vernard	1	6	1	4	2	2	0	0	0	1	5	4	0	0	35	
03	LEGANS, Donny	1	3	0	2	0	0	0	0	0	2	0	0	0	0	15	
10	KUHLE, A.J.	0	0	0	0	0	0	0	0	0	1	0	0	0	0	6	
35	SUMMERS, Bryan	0	1	0	0	0	2	1	3	2	0	1	1	0	0	12	
TEAM						1		1									
Totals.....		17	39	10	24	6	8	7	14	21	19	50	15	11	2	200	

TOTAL FG% 1st Half: 10-22 .455 2nd Half: 7-17 .412 Game: .436 DEADBALL  
3-PL FG% 1st Half: 6-14 .429 2nd Half: 4-10 .400 Game: .417 REBOUNDS  
F Throw % 1st Half: 0-1 .000 2nd Half: 6-7 .857 Game: .750 0

Officials: Jim Danner, Larry Spaulding, Mike Giarratano  
Technical fouls: Brigham Young-None, Air Force-None.  
Score by Periods 1st 2nd Total  
Brigham Young 26 25 51  
Air Force 26 24 50

### Game #30

Brigham Young University  
Air Force  
March 8, 2001  
Thomas & Mack Center • Las Vegas

69  
54

#	Player	tot-fg		3-pt		rebounds					pf	tp	a	blk	s	min
		fg	fga	fga	fga	ft	fta	of	de	tot						
32	BELLAIRS, Tom	4	9	0	2	3	6	1	5	6	4	13	4	1	0	34
33	GERLACH, Joel	3	5	0	0	3	4	0	2	2	5	9	1	2	0	23
12	YAZZIE, Lamoni	5	6	2	3	4	0	2	2	3	12	3	1	0	2	36
22	JENKINS, Vernard	5	6	1	1	0	0	3	3	3	11	2	2	1	0	40
24	CROFF, Jarvis	6	11	2	1	2	0	2	2	0	4	1	0	1	1	30
03	LEGANS, Donny	1	2	0	0	0	0	1	1	3	2	2	4	0	0	11
10	KUHLE, A.J.	1	1	0	0	0	0	3	3	2	0	1	0	1	0	20
35	SUMMERS, Bryan	1	1	1	1	0	0	0	0	0	2	3	0	1	0	6
TEAM						3		3								
Totals.....		19	36	5	10	11	16	4	18	22	23	54	12	15	5	200

TOTAL FG% 1st Half: 11-17 .647 2nd Half: 8-19 .421 Game: .528 DEADBALL  
3-PL FG% 1st Half: 4-4 1.000 2nd Half: 1-6 .167 Game: .500 REBOUNDS  
F Throw % 1st Half: 5-5 1.000 2nd Half: 6-11 .545 Game: .688 2

### BYU 22-8, 10-4 MWC

#	Player	tot-fg		3-pt		rebounds					pf	tp	a	blk	s	min
		fg	fga	fga	fga	ft	fta	of	de	tot						
15	WESLEY, Mekell	3	7	0	1	7	9	1	3	4	0	13	1	4	0	37
25	NIELSEN, Eric	1	2	0	0	3	4	1	1	2	1	5	0	2	0	15
21	WHITTING, Trent	6	12	3	6	2	5	2	3	5	1	17	5	1	1	40
24	LYDAY, Terrell	8	14	5	7	4	4	1	2	3	4	25	2	1	0	36
31	MONTAGUE, Matt	2	2	1	1	0	0	3	3	3	5	4	1	0	2	37
01	KNIGHT, Nate	0	0	0	0	0	1	1	2	0	0	1	1	0	2	
02	HANSEN, Travis	0	0	0	0	0	1	0	1	2	0	1	0	0	9	
20	BOBIK, Daniel	0	0	0	0	0	0	0	0	0	0	0	0	0	1	
42	COOPER, Nathan	1	4	0	0	2	1	3	4	3	4	0	0	0	0	23
TEAM						1		3								
Totals.....		21	41	9	15	18	24	7	16	23	16	69	13	9	4	200

TOTAL FG% 1st Half: 7-17 .412 2nd Half: 14-24 .583 Game: .512 DEADBALL  
3-PL FG% 1st Half: 3-8 .375 2nd Half: 6-7 .857 Game: .600 REBOUNDS  
F Throw % 1st Half: 8-10 .800 2nd Half: 10-14 .714 Game: .750 1

Officials: Bill Gracey, Verne Harris, Bob Staffen  
Technical fouls: Air Force-None, BYU-None.  
Score by Periods 1st 2nd Total  
Air Force 31 23 54  
BYU 25 44 69

### Game #31

Brigham Young University  
Wyoming  
March 9, 2001  
Thomas & Mack Center • Las Vegas (13,474)

77  
66

#	Player	tot-fg		3-pt		rebounds					pf	tp	a	blk	s	min	
		fg	fga	fga	fga	ft	fta	of	de	tot							
00	MINGO, Ronell	3	6	0	0	2	3	1	3	4	4	8	0	2	2	0	21
22	DAVIS, Josh	5	12	0	1	4	8	2	6	8	3	14	1	0	1	34	
05	NSORWUJ-AMADI	3	7	0	0	3	5	2	4	3	9	1	2	1	0	31	
10	McMILLIAN, Chris	0	1	0	0	0	1	2	2	4	4	14	2	0	0	34	
44	BAILEY, Marcus	6	11	0	1	2	2	2	4	4	14	2	2	0	0	34	
40	UDEZUE, Igo	0	2	0	0	0	1	0	1	1	0	0	1	0	3		
14	McFALL, Brett	5	9	2	5	7	9	0	3	3	2	19	3	1	0	30	
24	CORNER, Paris	0	1	0	1	0	0	0	0	0	1	0	1	0	0	12	
TEAM						1		3									
Totals.....		23	55	2	11	18	27	10	20	30	21	66	9	10	4	200	

TOTAL FG% 1st Half: 10-25 .400 2nd Half: 13-30 .433 Game: .418 DEADBALL  
3-PL FG% 1st Half: 2-7 .286 2nd Half: 3-4 .000 Game: .102 REBOUNDS  
F Throw % 1st Half: 9-12 .750 2nd Half: 9-15 .600 Game: .667 1

### BYU 23-8, 10-4 MWC

#	Player	tot-fg		3-pt		rebounds					pf	tp	a	blk	s	min
		fg	fga	fga	fga	ft	fta	of	de	tot						
01	KNIGHT, Nate	0	1	0	0	0	0	4	4	5	0	0	0	1	0	15
15	WESLEY, Mekell	8	14	4	5	3	4	1	5	6	4	23	0	2	0	27
21	WHITTING, Trent	9	17	2	4	3	3	0	2	2	1	11	5	1	0	38
24	LYDAY, Terrell	8	15	3	3	13	14	1	3	4	3	32	3	1	0	38
42	COOPER, Nathan	1	2	0	0	0	2	5	7	1	2	3	2	0	0	29
02	HANSEN, Travis	0	2	0	0	0	0	2	2	1	0	0	0	0	5	
25	NIELSEN, Eric	2	3	0	0	1	2	0	1	1	5	3	0	2	0	17
31	MONTAGUE, Matt	0	0	0	0	2	2	0	2	2	0	1	1	0	0	8
34	CHRISMAN, Jacob	0	0	0	0	2	2	0	0	2	2	1	1	0	0	7
40	HOWARD, Dan	0	0	0	0	0	0	0	0	1	0	0	0	0	1	
43	DAWES, Derek	0	1	0	0	0	0	3	3	3	0	0	0	0	0	15
TEAM						1		3								
Totals.....		22	45	9	13	24	27	5	30	35	26	77	13	14	4	200

TOTAL FG% 1st Half: 14-23 .609 2nd Half: 9-22 .364 Game: .489 DEADBALL  
3-PL FG% 1st Half: 5-7 .714 2nd Half: 4-6 .667 Game: .692 REBOUNDS  
F Throw % 1st Half: 10-11 .909 2nd Half: 14-16 .875 Game: .899 1

Officials: David Hall, Lonnie Dixon, Randy McCall  
Technical fouls: Wyoming-None, BYU-None.  
Score by Periods 1st 2nd Total  
Wyoming 31 35 66  
BYU 43 34 77


### Game #32

Brigham Young University  
University of New Mexico  
March 10, 2001  
Thomas & Mack Center • Las Vegas (13,824)

69  
65

#	Player	tot-fg		3-pt		rebounds					pf	tp	a	blk	s	min
		fg	fga	fga	fga	ft	fta	of	de	tot						
04	WHITE, Wayland	5	9	0	0	1	2	1	2	3	5	11	2	2	3	28
21	SMITH, Brian	4	2	0	0	4	4	2	3	5	3	8	0	0	0	27

# media information



WWW.BYUCOUGARS.COM

- UP-TO-THE-MINUTE INFORMATION
- STATS, BIOS
- NOTES
- PRESS RELEASES
- EXCLUSIVE STORIES
- PHOTOS
- PREVIEWS

## BYU MEDIA RELATIONS OFFICE

Office phone: 801.378.4911 or 378.8948  
Office fax: 801.378.3520  
The Marriott Center  
Pressrow phone: 801.378.3675  
Address: 30 SFH • Provo, UT 84602-2239  
Website: [www.byucougars.com](http://www.byucougars.com)



Photos of BYU Basketball made possible thanks to Mark Philbrick and University Communications.

**mark philbrick**  
university photographer  
801.378.7322 (office)  
[mark\\_philbrick@byu.edu](mailto:mark_philbrick@byu.edu)


## MEDIA INTERVIEW POLICY

All player and coaches interview requests must be made at least 24 hours in advance. Special requests regarding breaking news will be accommodated where possible. Interviews must be scheduled through Brett Pyne of BYU Athletic Media Relations Office. He can be reached at 801-378-4912. Local media are encouraged to conduct interviews during the team's weekly media day. Player interviews requested for morning and afternoon hours while school is in session will be avoided except during the team's weekly media day. No interviews will be given the day of a game.

Opponent player interviews are conducted outside the visiting locker. Post-game interview schedules and information is posted in the pressroom prior to each game.

## MEDIA SERVICES

Game notes with updated statistics are available on BYU's website and also will be issued to the media via email. Contact Brett Pyne to be added to the media email list. BYU and opponent game notes and media guides, the Mountain West Conference updated release and the official game program are provided to the media at each game. Official game statistics are distributed at halftime



## WEEKLY MEDIA DAY

With some exceptions due to the schedule, Coach Cleveland and BYU players will be available for interviews during a weekly media day each Thursday before practice at the Marriott Center. Media day interviews begin at 1:30 p.m. during the fall semester and at 2:15 p.m. during winter semester. Special interview requests or extended feature interviews must be arranged in advance through the media relations office.

## POST-GAME INTERVIEWS

Coach Cleveland will speak to the media after the mandatory 10-minute post-game cooling off period in the interview room connected to the pressroom. The visiting head coach will address the media in the pressroom following coach Cleveland's press conference (or outside the visiting locker room if preferred by the visiting team). A typed quote sheet with remarks from both coaches will be provided. Post-game player interviews will also be arranged. BYU player interviews will take place in the interview room following the two coaches.

and at the conclusion of the game. Live radio and television broadcasters will be provided up-to-date statistics during timeouts throughout the game. Several telephones are available in the pressroom adjacent to the court on the southwest corner. Collect or credit card calls can be made from these telephones.

## MEDIA CREDENTIAL POLICY

Working media wishing to cover BYU must submit a request for credentials to Brett Pyne in the media relations office. Season media and photography credentials will be provided at the discretion of the media relations office to media members who regularly cover BYU. Single-game credential requests by working media should be made no later than three days prior to the game. Requests received later than noon the day before the game will not be accepted. Credentials are for working members of the media only. Daily and next-day newspapers, national magazines, wire services, live television and radio broadcasts, television and radio stations reporting for nightly news and those

who regularly cover college basketball will be given priority. Fan-based websites not affiliated with a credentialed media outlet and websites containing BYU chat rooms, message boards, recruiting information or scouting reports will not be credentialed. Media credentials are property of BYU and can be denied or revoked at any time at the discretion of BYU. Credentials must be surrendered upon request.

#### LOCATION AND PARKING

The Marriott Center is located on the BYU campus at the corner of 450 East and University Parkway (1650 North) in Provo. Media parking is available in Lot #1, immediately north of the Marriott Center. Media parking passes must be requested with credentials in advance. To reach the pressroom, use the north entrance (ticket office) of the Marriott Center. Take the elevator down to the first level and follow the hallway to the right. The pressroom is located at the second portal on the southwest corner.


#### OBTAINING INFORMATION

Please contact Brett Pyne to be put on the media email list or to receive information about the Mountain West Conference fax-on-demand service. The latest news, statistics and information about BYU Basketball is available 24 hours a day on BYU's official athletics website - [www.byucougars.com](http://www.byucougars.com).



#### COUGARS & KSL RADIO

The longtime radio home of BYU Cougar Basketball is 50,000-watt KSL Newsradio 1160 in Salt Lake City.



**VOICE OF COUGAR BASKETBALL:  
GREG WRUBELL**

KSL Sports Director Greg Wrubell returns for his sixth season as the play-by-play voice of BYU Cougar basketball. A 1990 BYU graduate, Wrubell also became the voice of BYU football in 2001 and has been a member of KSL's Cougar football broadcast team for the past 10 seasons. Joining Wrubell as game analyst in his fifth season is Mark Durrant, a four-year BYU basketball letterman who graduated in 1995 as a three-time Academic All-WAC forward.

KSL Newsradio 1160 broadcasts each Cougar home and away game beginning with a pre-game show one hour before tipoff. Wrubell and Durrant also host a post-game show with a BYU player and coach.

#### LOCAL TELEVISION BROADCASTS

KSL-TV, the NBC affiliate in Salt Lake City, has been televising BYU basketball games on a regular basis since 1984. KSL Sports Anchor Tom Kirkland will call the play-by-play action for BYU games broadcast locally by SportsWest Productions on KSL, channel 5, with Craig Hislop providing game analysis. Kirkland was CNN's Olympic reporter for both the Albertville and Lillehammer Winter Olympic Games. Kirkland holds a Bachelor of Arts degree from Manhattanville College, and a Master of Science degree in Broadcast Journalism from Boston University.

For production assistance from Sports West Productions please contact Mikel Minor (Executive Producer) at 801-575-5822.

#### NATIONAL AND REGIONAL TELEVISION

On Feb. 1, 1999, ESPN, Inc., signed a seven-year contract with the Mountain West Conference, giving ESPN exclusive national television rights to men's basketball and football beginning with the 1999-2000 academic year. BYU will play six games on ESPN /ABC networks in 2001-02. BYU will also appear on Fox Sports Net Arizona and Fox Sports Net West and in 12 SportsWest Productions telecasts.

#### COUGARS ON KBYU-TV AND BYU-TV

Select telecasts will be tape-delay broadcast on KBYU-TV, channel 11, and on BYU-TV, which is available on the Dish Network 500, DirectTV and some cable systems. Please refer to the BYU on TV feature on the BYU Athletics web site - [www.byucougars.com](http://www.byucougars.com) - for schedules and times.



## byu media relations



**brett pyne**  
**basketball media relations director**  
801.378.4912 (office)  
801.367.1631 (cell)  
801.378.3520 (fax)  
[brett\\_pyne@byu.edu](mailto:brett_pyne@byu.edu)



**duff tittle**  
**associate AD for external relations**  
801.378.4910 (office)  
801.372.4401 (cell)  
801.378.3520 (fax)  
[duff\\_tittle@byu.edu](mailto:duff_tittle@byu.edu)



**norma collett**  
**media relations director**  
801.378.4908 (office)  
801.372.0989 (cell)  
801.378.3520 (fax)  
[norma\\_collett@byu.edu](mailto:norma_collett@byu.edu)



**jeff reynolds**  
**associate media relations director**  
801.378.4909 (office)  
801.372.2080 (cell)  
801.798.9221 (home)  
801.378.3520 (fax)  
[jeff\\_reynolds@byu.edu](mailto:jeff_reynolds@byu.edu)




**dave broberg**  
**publications director**  
801.378.4907 (office)  
801.372.0407 (cell)  
801.378.3520 (fax)  
[dave\\_broberg@byu.edu](mailto:dave_broberg@byu.edu)



**ralph zobell**  
**web/programs coordinator**  
801.378.9769 (office)  
801.367.3554 (cell)  
801.378.3520 (fax)  
[ralph\\_zobell@byu.edu](mailto:ralph_zobell@byu.edu)

# coming to provo



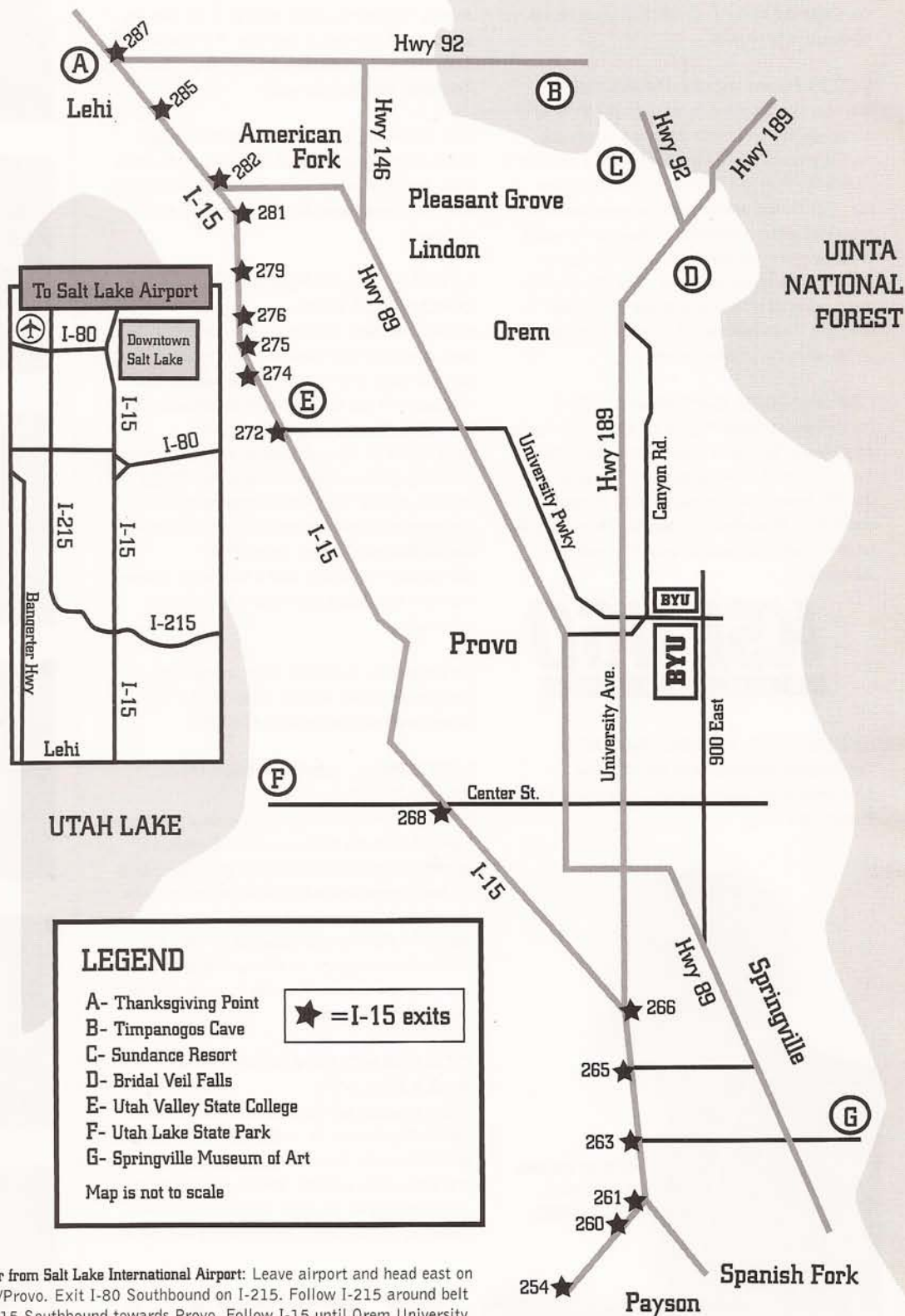
Just 44 miles north of Provo lies the major metropolitan area of Salt Lake City, home of the 2002 Olympic Games.



Just 45 minutes northeast of Provo on Highway 189 lies the winter resort mecca of Park City, home of the Sundance Film Festival and many events in the 2002 Winter Olympics.



Provo is also a major gateway to 6 national parks, seven National Monuments, two National Recreational areas, six National Forests and 44 State Parks.



**Directions to the Marriott Center from Salt Lake International Airport:** Leave airport and head east on I-80 towards Salt Lake City/Provo. Exit I-80 Southbound on I-215. Follow I-215 around belt route until I-15 exit. Take I-15 Southbound towards Provo. Follow I-15 until Orem University Parkway Exit #272. Exit on University Parkway and head east. Follow University Parkway through Orem and past University Avenue in Provo until you reach the Marriott Center, just past LaVell Edwards Stadium (football) and Miller Park (baseball/softball complex).



## BYU BASKETBALL LOCAL MEDIA CONTACTS

### PRINT MEDIA

Daily Herald (a.m.)  
Patrick Ridgell  
Dick Harmon, Noel Nash (Sports Editor)  
P.O. Box 717  
Provo, UT 84603  
(801) 344-2550

Salt Lake Tribune (a.m.)  
Phil Miller, Gordon Monson  
143 South Main  
Salt Lake City, UT 84111  
(801) 257-8900

Deseret News (p.m.)  
Jeff Call, Brad Rock  
30 East 100 South  
Salt Lake City, UT 84111  
(801) 437-7605

Utah County Journal (p.m.)  
Neil Warner  
1180 N. Mtn. Sprgs. Pkwy.  
Springville, UT 84663  
(801) 853-5390

BYU Daily Universe (a.m.)  
Sports Editor  
538 ELWC  
Provo, UT 84602  
(801) 378-7111

Ogden Standard Examiner  
Brady Bingham  
P.O. Box 951  
Ogden, UT 84402  
(801) 625-4267

St. George Spectrum  
P.O. Box 487  
St. George, UT  
(435) 673-3511

### TELEVISION

KSL-TV (NBC)  
Tom Kirkland, Alema Harrington, Rod Zundel  
Broadcast House  
5 Triad Center  
Salt Lake City, UT 84110  
(801) 575-5535

KTVX (ABC)  
David Rottman, Wesley Ruff  
1760 Fremont Avenue  
Salt Lake City, UT 84104  
(801) 975-4427

KUTV (CBS)  
Dave Fox, David James  
2185 South 3600 West  
Salt Lake City, UT 84119  
(801) 973-3167

KSTU-TV  
Mike Runge, Jonas Schwartz,  
Michelle Loibner  
5020 W. Amelia Earhart Dr.  
Salt Lake City, UT 84116  
(801) 536-1313

SportsWest Productions  
Mikel Minor, Jessica Johnson  
55 N. Third W.  
Salt Lake City, UT 84110  
(801) 575-5822

KBYU and BYU-TV  
Jason Parker  
C-302 HFAC  
Provo, UT 84602  
(801) 378-8455

### WIRE SERVICES

Associated Press  
Tim Korte  
30 E.100 S., Suite 200  
Salt Lake City, UT 84111  
(801) 322-3405

### RADIO

KSL Radio  
Greg Wrubell, Bill Riley  
P.O. Box 1160  
Salt Lake City, UT 84110  
(801) 575-7667

KFNZ Radio  
Jeff Rickard  
434 Bearcat Drive  
Salt Lake City, UT 84115  
(801) 485-6700

KALL Radio  
Jeff Austin  
2801 S. Decker Lake Dr.  
Salt Lake City, UT 84119  
(801) 908-1300

KOVO AM 960  
Joe Clark  
26 W. Center  
Provo, Ut 84604  
(801) 818-1074



### THE COUGAR DIRECTORY


#### basketball coaching staff/support

	Area code - 801
Steve Cleveland	378-3612
FAX	378-5965
Dave Rose	378-6189
Andy Toolson	378-3613
John Wardenburg	378-1621
Nate Call-Director of Operations	378-5040
Brett Pyne-Media Relations	378-4912
Jay Omer-Strength & Conditioning	378-1972
Steve Pincock-BBAll Trainer	378-5142
George Curtis-Head Trainer	378-2936
Mick Hill-Equipment Manager	378-5302
Dennis Fischer-Equipment Manager	378-5301
Chad Bunn-Video Coordinator	378-2922
Zeffie Nelson-basketball Secretary	378-2916


#### administration

Fred Skousen-Advancement VP	378-2640
Val Hale-Director of Men's Athletics	378-2096
Duff Tittle-Associate AD	378-4910
Mike King-Associate AD	378-2098
Gary Pullins-Assistant AD	378-8704
Brian Santiago-Assistant AD	378-9059
Kevin Elzey-Athletic Marketing	378-1918
Bev Utley-Athletic Licensing	378-8260
Larry Duffin-Special Events Director	378-6022
David Miles-Ticket Manager	378-6022


# radio/tv roster




**TRAVIS HANSEN** **2**  
Jr., G/F  
6-6, 210



**MARK BIGELOW** **3**  
So., G/F  
6-7, 190



**JESSE PINEGAR** **4**  
Fr., Forward  
6-9, 220



**TERRY NASHIF** **10**  
Fr., Guard  
5-11, 175




**SHAWN OPUNUI** **12**  
Fr., Guard  
5-11, 175



**DANE RUNIA** **13**  
Fr., Guard  
6-0, 170



**DANIEL BOBIK** **20**  
So., Guard  
6-6, 195




**JIMMY BALDERSON** **22**  
Fr., Guard  
6-6, 200




**GIFFORD NIELSEN** **24**  
Fr., Guard  
6-5, 195




**ERIC NIELSEN** **25**  
Sr., Forward  
6-9, 215



**MATT MONTAGUE** **31**  
Sr., Guard  
6-0, 190




**BART JEPSON** **32**  
So., Forward  
6-9, 235



**JACOB CHRISMAN** **34**  
So., Forward  
6-8, 225




**DAN HOWARD** **40**  
So., Center  
7-0, 225



**JON CARLISLE** **42**  
So., F/C  
6-10, 260



**JARED JENSEN** **52**  
Fr., F/C  
6-9, 245





**STEVE CLEVELAND**  
HEAD COACH  
67-57 (4 years)



## PRONUNCIATION GUIDE

Matt Montague	mont-UH-gew
Daniel Bobik	BAW-bik
Jesse Pinegar	pin-EH-ger
Terry Nashif	NAH-shiff
Shawn Opunui	oh-pun-NU-ee



## 2000-2001: A SEASON TO REMEMBER



- MWC Regular Season & Tournament Champs
- MWC Player of the Year—Mekeli Wesley
- NCAA Tournament Berth
- 24 Wins and 15-0 record in the Marriott Center
- Three All-MWC Performers—Wesley, Lyday, Whiting



# CHAMPIONSHIP BASKETBALL



2000-2001  
MWC CHAMPIONS

Faded background text repeating the title and conference information across the bottom of the page.