

BYU BASKETBALL

2006-07



YONG

BRIGHAM
4

BRIGHAM
13
YOUNG

BRIGHAM
23
YOUNG

BRIGHAM
1
YOUNG

BYU BASKETBALL

2006-07

- No. 22 all-time among Division I programs in victories
- 83 winning seasons with .608 winning percentage (ranked No. 39 all-time)
- 21 NCAA Tournaments appearances
- 2 NIT Championships (1951, 1966) in 10 NIT appearances
- 26 Conference Championships
- 41 All-America citations
- 100 All-Conference citations
- 43 NBA Draft selections, including six first-round picks
- Wooden and Eastman Award Winner as nation's top player
- Two Basketball Hall of Fame Inductees
- Top 25 average attendance in 32 of last 35 seasons



DATE	TEAM	TIME	TV
November			
15 (Wed.)	at UCLA	7:30 p.m.	FSN-PTLA
18 (Sat.)	Idaho State	7:30 p.m.	
22 (Wed.)	Portland	7:30 p.m.	
24 (Fri.)	Southern Utah	8 p.m.	the mtn.
29 (Wed.)	at Boise State	7 p.m.	KBOI
December			
2 (Sat.)	at Weber State	7 p.m.	KJZZ
6 (Wed.)	San Jose State	7 p.m.	the mtn.
9 (Sat.)	vs. Michigan State	3 p.m.	ESPN2
13 (Wed.)	at Lamar	7 p.m.	
16 (Sat.)	Utah State	4 p.m.	the mtn.
22 (Fri.)	Western Oregon	7 p.m.	
28-30	BYU Holiday Classic, Provo, Utah		
28 (Thurs.)	Oral Roberts vs. Seton Hall	5 p.m.	
	BYU vs. Liberty	7:30 p.m.	
29 (Fri.)	Liberty vs. Seton Hall	5 p.m.	
	BYU vs. Oral Roberts	7:30 p.m.	
30 (Sat.)	Liberty vs. Oral Roberts	5 p.m.	
	BYU vs. Seton Hall	7:30 p.m.	
January			
6 (Sat.)	San Diego State	3:30 p.m.	VERSUS
10 (Wed.)	TCU	7 p.m.	the mtn.
13 (Sat.)	at UNLV	7 p.m.	the mtn.
16 (Tues.)	Wyoming	6 p.m.	the mtn.
20 (Sat.)	at Colorado State	3:30 p.m.	the mtn.
24 (Wed.)	at New Mexico	8 p.m.	the mtn.
27 (Sat.)	Air Force	4 p.m.	the mtn.
31 (Wed.)	at Utah	8 p.m.	the mtn.
February			
3 (Sat.)	UNLV	3:30 p.m.	the mtn.
6 (Tues.)	at Wyoming	7 p.m.	the mtn.
10 (Sat.)	at TCU	7 p.m.	
14 (Wed.)	New Mexico	7 p.m.	the mtn.
21 (Wed.)	Colorado State	8 p.m.	the mtn.
24 (Sat.)	at San Diego State	3 p.m.	CSTV
27 (Tues.)	at Air Force	7 p.m.	CSTV
March			
3 (Sat.)	Utah	5:30 p.m.	CSTV
6-10	MWC Tournament	the mtn./CSTV/VERSUS	

• All times local to site and subject to change
visit www.byucougars.com for more info.

DAVE ROSE
BYU HEAD COACH

2006 DISTRICT VIII COACH OF THE YEAR
2006 MWC COACH OF THE YEAR





BRIGHAM YOUNG UNIVERSITY INFORMATION

Location: Provo, Utah (84602)
Founded: Oct. 15, 1875
Elevation: 4,553 feet
Enrollment: 29,854 (daytime)
Owned: The Church of Jesus Christ of Latter-day Saints
Nickname: Cougars
Mascot: Cosmo
Colors: Dark Blue, White and Tan
Arena (Capacity): Marriott Center (22,700)
Conference: Mountain West
President: Cecil O. Samuelson (Utah, 1966)
Athletic Director: Tom Holmoe (BYU, 1983)
Athletic Website: www.byucougars.com
Tickets: 422-BYU1 or 1-800-322-BYU1

BYU TEAM INFORMATION

2005-06 Overall Record: 20-9
Conference Record/Finish: 12-4 (T-2nd MWC)
2006 Postseason: NIT, 0-1, lost at Houston, 77-67
2006 Final National Ranking: N/A
Starters Returning/Lost: 4/1
Lettermen Returning/Lost: 9*/4
Newcomers: 6**
*includes 2005-06 redshirt who lettered in 2004-05
**includes 2005-06 redshirt who transferred last year

BYU BASKETBALL HISTORY

First Year of Basketball: 1903
Overall All-Time Record: 1501-969 (.608)
Winning Seasons: 83 (last 2006)
Conference Championships: 26 (last 2003)
Postseason Appearances (Record): 31 (23-32)
Total NCAA Appearances (Record): 21 (11-24)
Last NCAA Appearance: 2004
Result: (0-1) Lost, NCAA First Round in
Denver vs. Syracuse, 80-75
Total NIT Appearances (Record): 10 (12-8)
Last NIT Appearance: 2006
Result: (0-1) lost at Houston, 77-67

COACHING STAFF

Head Coach: Dave Rose
Alma Mater (Year): Houston (1983)
Record at School (Years): 20-9 (1)
Career Record (Years): 20-9 (1)
Office Phone for Head Coach: Call SID
Best Time to Reach Coach: Call SID
Basketball Office Fax: (801) 422-5965
Assistant Coaches: (Alma Mater, Year)
Dave Rice (UNLV, 1991)
John Wardenburg (BYU, 1986)
Walter Roesse (BYU-Hawaii, 1994)
Director of Basketball Operations:
Terry Nashif (BYU, 2005)

MEDIA RELATIONS INFORMATION

Basketball Media Relations Contact: Brett Pyne
Office Phone: (801) 422-4912
Cell Phone: (801) 367-1631
Email: brett_pyne@byu.edu
Associate AD Communications: Duff Tittle
Office Phone: (801) 422-8948
Cell Phone: (801) 372-4401
Email: duff_tittle@byu.edu
Athletic Communications Fax: (801) 422-0633
Mailing Address: 30 SFH, Provo, UT 84602-2239
Marriott Center Pressrow Phone: (801) 422-3675

BYU's 22,700-seat Marriott Center

Austin Ainge



WHAT'S INSIDE

A TABLE OF CONTENTS: BYU'S 2006-07 BASKETBALL MEDIA GUIDE



4 INTRODUCTION

- Why Choose BYU Basketball . . . 4-5
- Season Preview 6-8
- Meet the Cougars 9
- Rosters 10
- Pronunciation Guide 10
- Roster Breakdown 11

12 RETURNING PLAYER BIOS

- Austin Ainge Profile 12-13
- Jimmy Balderson Profile . . . 14-15
- Rashaun Broadus Profile . . . 16-17
- Fernando Malaman Profile . . 18-19
- Mike Rose Profile 20-21
- Keena Young Profile 22-23
- Sam Burgess Profile 24-25
- Lee Cumnard Profile 26-27
- Trent Plaisted Profile 28-29
- Vuk Ivanovic Profile 30

30 NEWCOMER BIOS

- Ben Murdock Profile 31
- Jordan Cameron Profile 32
- Gavin MacGregor Profile 32
- Jonathan Tavernari Profile 33
- Brock Zylstra Profile 33
- Game-by-Game statistics . . . 34-42

43 COACHING STAFF

- Dave Rose bio 44-47
- Dave Rice bio 48
- John Wardenburg bio 49
- Walter Roese bio 50
- Basketball Support Staff 51-52



53

THE UNIVERSITY

This is BYU 54-59
 Distinguished Alumni 58
 Athletic Facilities. 60-65
 Athletic Training 62
 Strength and Conditioning 63
 Student Athlete Center. 64-65
 Marriott Center 66-71
 BYU Athletic Tradition 72-73
 Utah Valley Community 74
 BYU Athletic Traditions 75
 Old Oquirrh Bucket 75
 Academic Excellence. 76
 Academic Center. 77
 Cougar Club 78
 University Administration 79
 Athletic Administration. 79-80

81

THE MWC/OPPONENTS

MWC Information 82-85
 MWC Notes 84-85
 MWC Review/Standings. 84-85
 MWC Basketball Arenas 86
 Opponents Section 87
 Opponent Profiles 88-98
 2006 MWC Tournament 99
 NCAA Tournament Info 99
 All-Time Series Records. 100-101
 Series Results vs. Opponents 102-110

111

BYU HOOPS HISTORY

BYU Basketball Tradition . . . 112-113
 BYU's Memorable Games . . . 114-119
 Conference Championships . . 120-121
 All-Time Results/Summaries . 121-137
 Cumulative Stats. 138-139
 Coaching Records. 140-141
 All-Time Roster. 142-143
 NCAA Tournament Results. . . 144
 NIT Results 145
 Conference Tournament Results 145
 Tournament Results 146

MEDIA GUIDE CREDITS

Produced by: *Dave Broberg*
 (Creative Marketing &
 Design Director), *Brett Pyne*
 (BYU Basketball Media Relations
 Director) and *Jen Connery*
 (Graduate Assistant)
 Layout & Design by: *Dave Broberg*
 Editorial Coordination: *Brett Pyne*
 Editorial Assistance by: *Jen*
Connery and Dave Broberg
 Design Assistance by: *Lisa Sabin,*
Danielle von Arnim, Adrian Call,
Kamie Robinson
 Photography by: *Mark Philbrick,*
Jaren Wilkey, Steve Walters
 Printing by: *BYU Print Services*
 Note: Some photos in this media
 guide are photo illustrations.



147

ALL-TIME HONORS

NCAA Player of the Year 148
 Retired Jerseys 149-150
 Hall of Fame 151-152
 All-Americans. 153
 Conference Individual Honors. . 154
 All-Conference Players. 155-156
 Cougars in the Pros. 157-158

159

BYU HOOPS RECORDS

Individual Records 160-165
 Season-by-Season Leaders. . . . 162
 1,000 Point Club 166-173
 Team Records 174
 Marriott Center Records. 175
 NCAA Game Highs 176
 NIT Game Highs. 177
 NCAA Record Book/Polls 178

179

2005-06 SEASON REVIEW

Season Review Notes 180-183
 Season Results 181
 Season Player Honors 183
 Team Season Statistics 184
 Individual Results 185-191
 Game Highs/Lows. 192-193
 Season Box Scores 194-199
 Departed Player Bios. 200-202

203

MEDIA INFORMATION

Media Services/Policies 204
 Broadcast Information 205
 Basketball Phone Directory . . . 205
 Coming to Provo. 206
 Media Contact Information 207
 Radio/TV Roster . (back inside cover)



WHY CHOOSE BYU

10 REASONS WHY BRIGHAM YOUNG UNIVERSITY IS A GREAT CHOICE

1. COACHING STAFF

- Dave Rose has .739 winning percentage as a college head coach, including a 20-9 (.690) season in his first year at BYU and a 167-57 (.746) record in seven seasons at Dixie State College
- BYU was the second-most improved team in the nation in 2005-06 under new coaching staff
- Coaching staff has more than 50 years of combined coaching experience
- Coaching staff has playing experience in NCAA Final Fours, including a National Championship, and professionally
- Coaching staff has played with or coached 26 NBA players
- Top recruiting, including nine conference newcomer or major award winners in the last nine years
- Passion for basketball and commitment to players

2. TRADITION

- No. 22 all-time among Division I programs in victories
- 83 winning seasons with .608 winning percentage ranking No. 39 all-time
- 21 NCAA Appearances, including three of the last six seasons
- 2 NIT Championships in 10 NIT appearances
- 26 Conference Championships, including two of the last six seasons
- 41 All-America citations, 100 all-conference citations and 43 NBA Draft selections
- 2 Basketball Hall of Fame inductees
- Wooden and Eastman Award Winner as nation's top player

3. UNIVERSITY

- Outstanding academic reputation
- Unique and diverse opportunities
- Commitment to athletics
- Outstanding facilities
- Nation's largest private university



4. MARRIOTT CENTER MAGIC

- 22,700-seat Marriott Center - third largest on-campus college arena in the country
- 386-116 Marriott Center record, a .769 winning percentage
- 77-10 home record over last six seasons
- Top-25 average attendance in 32 of the last 35 seasons
- 16,754 annual attendance average in 35 seasons in the Marriott Center

5. ACADEMICS

- New Student Athlete Academic Center
- Full-time Academic Advisement staff and tutors
- Commitment to graduation with No. 1 graduation rate in the MWC
- Member of the NCAA CHAMPS/Life Skills Program

6. SCHEDULE

- Tournaments such as 2004 Maui Invitational, 2002 Paradise Jam (Virgin Islands)
- Toughest overall schedule in MWC since foundation of the league
- Recent schedules include ACC, Pac-10, Big 12, Big East, SEC, Big Ten
- MWC Tournament in Las Vegas

7. BYU & THE PROS

- 43 player selections in the NBA Draft
- Two NBA Draft picks in the last four years
- Six first-round draft choices, including No. 8 overall Rafael Araujo in 2004 draft
- NBA Rookie of the Year and All-Star selections
- Numerous players have signed to play professionally overseas

8. COMMITMENT

- BYU's Mission and commitment to its athletes
- Student and community support
- Staff's commitment to the development of the student-athlete

9. NATIONAL EXPOSURE

- National and regional television exposure through past contract with ESPN/ABC and new broadcast partnership with CSTV/CBS, which will allow more broadcasts of BYU games than ever before
- Launch of MountainWest Sports Network ("the mtn."), which is the first-ever super regional sports network dedicated solely to an intercollegiate athletic conference
 - More than 100 basketball games featuring MWC teams will be broadcast on national and regional television in 2006-07

10. STYLE OF PLAY

- Up-tempo high-scoring offense
- Pressure defense
- Three-point shooting





SEASON PREVIEW

AN INSIDE LOOK AT THE 2006-07 BRIGHAM YOUNG BASKETBALL TEAM

With four starters and nine lettermen returning, including Freshman All-American Trent Plaisted, the Cougars should be among the favorites to win a tough and competitive Mountain West Conference in 2006-07.

"We have a good group of players," BYU coach Dave Rose said. "They want to be successful. It should be an exciting season. The Mountain West will be very competitive this year. Seven of the nine teams return at least three starters and five return four or more."

One thing about the upcoming season seems certain -- the Cougars will not be the league's preseason pick to finish last as they were last year in Rose's first season at the helm. No, not after watching Rose coach his team to a second-place MWC finish -- one game behind league champion San Diego State -- while turning a 9-21 season into a 20-9 product that proved to be the second-best improvement among all Division I programs. No, not with a solid core of players returning, including six seniors and Plaisted, the MWC Freshman of the Year. No, the one certainty the Cougars can expect going into the 2006-07 season is that no one is likely to underestimate their chances to claim the MWC crown.

Headlining the Cougar squad is Plaisted, an athletic, 6-foot-11 post who led BYU in scoring (13.6) and rebounding (6.9) last year while surpassing Andrew Bogut's MWC record for most points scored by a freshman center. An All-MWC Second Team pick as the league's top freshman, Plaisted was one of only three freshmen in the nation to receive U.S. Basketball Writers Association All-District recognition, being named to the

District VIII Team. He was named to the Scout.com Freshman All-America Second Team and was selected national freshman of the week three times.

Other starters returning for Rose include All-MWC Third Team forward Keena Young (Sr. -- 10.3 ppg, 5.8 rpg), All-MWC honorable mention point guard Rashaun Broadus (Sr. -- 9.0 ppg, 3.7 apg) and 6-foot-6 wing Lee Cummar (So. -- 4.9 ppg, 2.3 rpg). Additional letterwinners on the roster are 6-foot-6 wing Jimmy Balderson (Sr. -- 10.2 ppg, 3.3 rpg), 6-foot-9 forward Fernando Malaman (Sr. -- 7.0 ppg, 3.7 rpg), 6-foot-2 combo guard Austin Ainge (Sr. -- 3.6 ppg, 2.6 apg), 6-foot-3 shooter Mike Rose (Sr. -- 3.1 ppg) and 6-foot-3 guard Sam Burgess (Jr. -- 2.1 ppg, 3.3 rpg in 2004-05). Burgess redshirted last year along with transfer Vuk Ivanovic (Jr., 6-10, C/F), who is expected to play a strong role inside for the Cougars this season.

With the addition of five newcomers -- freshmen Jordan Cameron (6-5, G/F), Jonathan Tavernari (6-6, G/F) and Brock Zylstra (6-6, G/F), sophomore Gavin MacGregor (6-9, F/C) and junior transfer Ben Murdock (6-2, G) -- Rose hopes to recapture the winning chemistry that helped last year's team succeed. Typified by former starters like Ainge and Balderson accepting and excelling in roles off the bench, BYU achieved exceptional team chemistry a year ago while boasting a balanced attack that featured 11 players who achieved a double-figure scoring game and five who averaged between nine and 14 points on the year.

Five of BYU's top seven scorers and rebounders last season were first-year players and a walk-on. That walk-on, lone senior Brock Reichner, proved to be a consistent leader on the court all season while earning All-MWC honorable mention. The 6-foot-4 guard's leadership and clutch shooting were key roles that others must play for the Cougars this season. Reichner shot 48.2 percent behind the arc while making a BYU-best



COACH DAVE ROSE

53 triples. Other losses from last year's roster include freshman guard Jackson Emery (2.8 ppg, 1.5 rpg), who made six starts in 28 games and was a strong perimeter defender; junior center Derek Dawes (3.2 ppg, 1.6 rpg), who appeared in 19 outings off the bench while missing some action because of injury; and Jermaine Odjegba (0.4 ppg, 0.4 rpg), who played sparingly in five games as a walk-on. While Reichner graduated and signed a contract to play professionally in Greece, Emery left to serve a two-year mission for The Church of Jesus Christ of Latter-day Saints in Mexico, Dawes had an ongoing injury shorten his playing career and Odjegba transferred to BYU-Hawai'i.

Fun to watch, last year the Cougars led the MWC in scoring and assists while Rose earned MWC Coach of the Year and USBWA District VIII Coach of the Year honors. Rose became the first BYU coach to be named District Coach of the Year since Roger Reid earned the same honor in 1992.


This season, the Cougars look to build on the momentum they gained under Rose in his first season. BYU



enters the year having won its final 14 home games to build the nation's eighth-longest active homecourt victory streak.

The Cougars will play 30 regular-season games in 2006-07 prior to the MWC Tournament at the Thomas & Mack Center in Las Vegas March 6-10. BYU's nonleague games include dates with 2006 NCAA Tournament runner-up UCLA of the Pac-10 Conference, 2005 Final Four participant Michigan State of the Big Ten Conference and 2006 NCAA qualifier Seton Hall of the Big East Conference. In all, the Cougars' nonleague slate includes 14 games against teams from 10 different conferences prior to beginning MWC play.

"We feel comfortable as a coaching staff in that we have very experienced returning players," Rose said. "Our seniors want to go out with a great year and the younger guys are just as competitive. We can be a good team if we get strong leadership and have good chemistry."



JIMMY BALDERSON

A team outlook by position follows:

POINT

Rashaun Broadus started 26 games in his junior campaign after transferring from Western Nebraska. The 6-foot point guard received All-MWC honorable mention after ranking second among MWC players in assist-to-turnover ratio (1.39) and fourth in assists (3.7) while scoring 9.0 points per game, including a season-high 21 points at Utah State. He returns for his final season with fellow senior Austin Ainge, who was a difference-maker off the bench last year after starting the year before. Ainge often ignited BYU runs with his aggressive transition passing in Rose's up-tempo, attacking offense. A co-captain along with Reichner, the 6-foot-2 Ainge dished out 2.6 assists per game to rank 11th among MWC players and had his biggest scoring night of the year in BYU's win over MWC-champion San Diego State, hitting all six shots, including a 4-for-4 performance from behind the three-point arc, to total a season-high 16 points. As

Ainge could also play some shooting guard, Dixie State College (St. George, Utah) transfer Ben Murdock gives Rose another option at the point in 2006-07. The 6-foot-2 playmaker earned a spot on the 2006 NJCAA Region 18 All-Tournament Team while helping Dixie advance to the championship game with a 21-12 record. He posted game highs of 28 points and 10 assists while garnering second-team Region 18 and All-Scenic West Athletic Conference honors for his regular-season play. The former Bountiful (Utah) High School product played his freshman season at Snow College in 2004-05, averaging 8.8 points, 3.3 rebounds and a team-leading 4.3 assists on a 25-7 squad.


WING

With the losses of starting shooting guard Brock Reichner and key perimeter defender Jackson Emery, there are some important roles to be filled on the wing in 2006-07. Eight players, including returning starter Lee Cumcard and seniors Jimmy Balderson, Mike Rose and Ainge, give the coaching staff some solid options in replacing the production of Reichner and Emery. The 6-foot-6 Balderson, who led the Canadian National Development Team in scoring at the World University Games in 2005, provided important production for BYU off the bench last year in addition to his 10 starts. He reached double-digit points on 17 occasions, including 11 of the last 13 games, and topped 20 points three times while averaging 10.2 points on the year.

The 6-foot-6 Cumcard started 14 games on the wing and shot 45.5 percent from the floor, averaging 4.9 points and 2.3 rebounds. Including freshmen newcomers Jordan Cameron, Jonathan Tavernari and Brock Zylstra, Rose has five players 6-foot-5 or taller who could be paired at the 2 and 3 positions. A native of Sao Bernardo, Brazil, the 6-foot-6 Tavernari was the top scorer (22.1) in Nevada, leading Bishop Gorman (Las Vegas) High School to the Sunset Southwest Division (11-1 record) and Sunset Las Vegas Zone titles while advancing to the semifinals of the Nevada State Tournament with a 27-5 overall record. A talented scorer, he topped 30 points five times, including a 32-point performance in the Zone Championship to advance the Gaels to the state semifinals. His game high for the season was 42 points. Cameron is an athletic player out of Newbury Park (Calif.) High School, who is known for his toughness and aggressive style of play. Despite being consistently double-teamed, he averaged a team-

leading 18.6 points and 6.6 rebounds as a junior and 21.1 points, 7.3 rebounds and 3.1 assists as a senior. With 4.6 40-yard-dash speed and a 39-inch vertical leap, Cameron earned notice with his athletic play and could be a valuable addition in his first season.

FERNANDO MALAMAN





Zylstra averaged 22 points, 12 rebounds and three steals at Bonita (La Verne, Calif.) High School as the Miramonte League MVP and an All-CIF first-team player. In addition to the point, Ainge could see time on the wing with his shooting and scoring ability. The 6-foot-2 combo guard has proven he can score when called

KEENA YOUNG



upon, boasting a career-high 25 points at Colorado State as a sophomore when he averaged 9.5 points per game and earned All-MWC honorable mention. Rose saw more limited action as a junior compared to his sophomore season but still appeared in 22 games and made

18 treys, scoring 3.1 points in nine minutes of action. BYU's record holder for

treys in a game with eight, Rose is a long-range shooting threat anytime he is on the floor.

He scored a season-high 12 points on two occasions last season.

Another factor on the wing could be Sam Burgess, who sat out last year as a redshirt.

The 6-foot-3 shooting guard is a well-conditioned athlete with a nice shooting touch. He averaged 2.1 points in mostly limited action as a sophomore but the junior could play a much larger role this year with his strong defensive abilities and solid overall offensive skills.

POST

With Trent Plaisted, Keena Young and Fernando Malaman returning and the additions of 2006 redshirt Vuk Ivanovic and newcomer Gavin MacGregor, the Cougars have five players in the post who all bring a different element to the court for the Cougars. Plaisted is the cornerstone of the lineup with his unique combination of athleticism and size. At 6-foot-11 and 245 pounds with 4.6 40-yard dash speed and a 41-inch running vertical jump, the San Antonio native is an All-America and MWC Player of the Year candidate. As he continues to improve his game, the sophomore-to-be has the potential to be among the best big men to ever play for the Cougars.

Last year he set the conference's freshman scoring record by a center, breaking the mark of former Utah center Andrew Bogut, who became the 2005 National Player of the Year as a sophomore. Even though he started last season with smaller-than-expected production on the boards, he soon found his place around the glass as he continually upped his rebounding numbers to a team-best 6.9 per game. On the way, Plaisted had the top rebounding game ever by a BYU freshman and also set the MWC freshman record for rebounds in a league game when he grabbed 18 boards at TCU. Plaisted led BYU with six double-double outings while recording a team-leading 25 double-figure scoring

games during the season as the team's leading scorer (13.6).

Young was second to Plaisted on the glass with 5.8 rebounds per game after leading BYU on the boards the year before. Despite his somewhat undersized 6-foot-6 frame in the post, Young provided a tough presence and consistent scoring threat for Rose last year, averaging 10.3 points as the team's third-leading scorer, including a 14.5 average over the final seven games. The senior-to-be was an efficient point producer, ranking second on the team in accuracy from the floor (.523) and from the free-throw line (.777). With the game on the line, he was a clutch player when getting the ball in the post, either scoring or going to the line. He made 80 percent of his free throws in the final two minutes of play. Young earned All-MWC Third Team accolades, joining Plaisted (Second Team) as an All-MWC player last year.

The 6-foot-9 Malaman gives Rose a post player who can step out on the perimeter and cause problems and also play tough inside when needed. He was a significant factor last year in his first season in Provo, starting 15 games and shooting a team-leading .525 from the floor, including the team's second-best accuracy on threes (18-for-42, .429), while averaging 7.0 points and 3.7 rebounds. He kept BYU in some games last year hitting big shots and playing tough defense while logging several long stretches with Plaisted off the court in foul trouble. With his length and timing, he led BYU with 29 blocked shots. As a senior, he should again play a vital role for the Cougars.

Ivanovic is a skilled big man who, at 6-foot-10, 250 pounds, has the size inside to be a difference-maker on both ends of the court. The Pancevo, Serbia, native is a good back-to-the-basket player and is effective facing up with a good shooting touch. The junior already has an understanding of BYU's defensive system after practicing with the team last year and has the size to help the Cougars improve their play on the defensive end of the court. His play inside could afford Rose the luxury of playing Plaisted at the power forward position. The 6-foot-9 MacGregor is a good shot blocker and solid presence inside who joins the team as a sophomore after serving a two-year Church mission in Belgium and the Netherlands. He averaged a double-double and earned first-team All-CIF honors at Burroughs (Ridgecrest, Calif.) High School in 2002 while recording career highs of 25 points, 26 rebounds and nine blocked shots.



MEET THE COUGARS



2006-07 BYU NUMERICAL ROSTER

No.	Name	Pos.	Ht.	Wt.	Yr.	Exp.	Hometown (Previous School)
1	Rashaun Broadus	G	6-0	190	Sr.	1L	Mililani, Hawaii (Western Nebraska CC)
2	Mike Rose	G	6-3	185	Sr.	3L	Houston, Texas (Spring Woods HS)
3	Keena Young	F	6-6	215	Sr.	2L	Beaumont, Texas (South Plains College)
5	Jordan Cameron	G/F	6-5	215	Fr.	HS	Newbury Park, Calif. (Newbury Park HS)
10	Vuk Ivanovic	F/C	6-10	250	Jr.	RS	Pancevo, Serbia (Seton Hill University)
13	Austin Ainge	G	6-2	180	Sr.	3L	Gilbert, Ariz. (Highland HS)
15	Fernando Malaman	F	6-9	220	Sr.	1L	Limeira, Brazil (Arizona Western College)
20	Sam Burgess	G	6-3	190	Jr.	1L	Alpine, Utah (Snow College)
23	Jimmy Balderson	G	6-6	205	Sr.	3L	Magrath, Alberta (Magrath HS)
24	Ben Murdock	G	6-2	185	Jr.	TR	Bountiful, Utah (Dixie State College)
30	Lee Cumnard	G	6-6	175	So.	1L	Mesa, Ariz. (Mesa HS)
31	Brock Zylstra	G/F	6-6	205	Fr.	HS	La Verne, Calif. (Bonita HS)
44	Trent Plaisted	F/C	6-11	245	So.	1L	San Antonio, Texas (Clark HS)
45	Jonathan Tavernari	G/F	6-6	215	Fr.	HS	Sao Bernardo, Brazil (Bishop Gorman HS)
50	Gavin MacGregor	F/C	6-9	235	So.	HS	Ridgecrest, Calif. (Burroughs HS)

COACHING STAFF

Head Coach:	Dave Rose	
Alma Mater:	Houston, 1983	<i>2006 MWC Freshman of the Year</i>
Hometown:	Houston, Texas	<i>Trent Plaisted (right) highlights a squad with a lot of returning talent.</i>
Overall Record:	20-9 (2nd year)	
School Record:	20-9 (2nd year)	
Playing Career:	Houston 1980-83	
Assistant Coaches:	Dave Rice, 2nd year (UNLV 1991)	
	John Wardenburg, 6th year (BYU 1986)	
	Walter Roese, 2nd year (BYU-Hawaii 1994)	
Dir. Basketball Operations:	Terry Nashif, 2nd year (BYU 2005)	
Team Trainer:	Robert Ramos, 5th year (BYU, 1995)	

2006-07 BYU ALPHABETICAL ROSTER

No.	Name	Pos.	Ht.	Wt.	Yr.	Hometown (Previous School)
13	Austin Ainge	G	6-2	180	Sr.	Gilbert, Ariz. (Highland HS)
23	Jimmy Balderson	G	6-6	205	Sr.	Magrath, Alberta (Magrath HS)
1	Rashaun Broadus	G	6-0	190	Sr.	Mililani, Hawaii (Western Nebraska CC)
20	Sam Burgess	G	6-3	190	Jr.	Alpine, Utah (Snow College)
5	Jordan Cameron	G/F	6-5	215	Fr.	Newbury Park, Calif. (Newbury Park HS)
30	Lee Cumnard	G	6-6	175	So.	Mesa, Ariz. (Mesa HS)
10	Vuk Ivanovic	F/C	6-10	250	Jr.	Pancevo, Serbia (Seton Hill University)
50	Gavin MacGregor	F/C	6-9	235	So.	Ridgecrest, Calif. (Burroughs HS)
15	Fernando Malaman	F	6-9	220	Sr.	Limeira, Brazil (Arizona Western College)
24	Ben Murdock	G	6-2	185	Jr.	Bountiful, Utah (Dixie State College)
44	Trent Plaisted	F/C	6-11	245	So.	San Antonio, Texas (Clark HS)
2	Mike Rose	G	6-3	185	Sr.	Houston, Texas (Spring Woods HS)
45	Jonathan Tavernari	G/F	6-6	215	Fr.	Sao Bernardo, Brazil (Bishop Gorman HS)
3	Keena Young	F	6-6	215	Sr.	Beaumont, Texas (South Plains College)
31	Brock Zylstra	G/F	6-6	205	Fr.	La Verne, Calif. (Bonita HS)

PRONUNCIATION GUIDE

RASHAUN BROADUS
bro-dus
LEE CUMNARD
come-MAHRD
VUK IVANOVIC
VOO-k e-VAHN-oh-vich
FERNANDO MALAMAN
mah-la-MAHN
TRENT PLAISTED
PLAY-sted
JONATHAN TAVERNARI
tav-er-NAHR-e
KEENA YOUNG
KEY-nah
BROCK ZYLSTRA
ZIL-strah
TERRY NASHIF
NASH-if
ROBERT RAMOS
RAY-mus
WALTER ROESE
row-EESE





BREAKDOWN BY POSITION

POINT GUARD

Austin Ainge	6-2	Sr.
Rashaun Broadus	6-0	Sr.
Ben Murdock	6-2	Jr.

WING

Austin Ainge	6-2	Sr.
Jimmy Balderson	6-6	Sr.
Sam Burgess	6-3	Jr.
Jordan Cameron	6-5	Fr.
Lee Cummard	6-6	So.
Mike Rose	6-3	Sr.
Jonathan Tavernari	6-6	Fr.
Brock Zylstra	6-6	Fr.

POST

Vuk Ivanovic	6-10	Jr.
Gavin MacGregor	6-9	So.
Fernando Malaman	6-9	Sr.
Trent Plaisted	6-11	So.
Keena Young	6-6	Sr.

BREAKDOWN BY CLASS

SENIORS (6)

Austin Ainge	6-2	G
Jimmy Balderson	6-6	G
Rashaun Broadus	6-0	G
Fernando Malaman	6-9	F
Mike Rose	6-3	G
Keena Young	6-6	F

JUNIORS (3)

Sam Burgess	6-3	G
Vuk Ivanovic	6-11	C/F
Ben Murdock	6-2	G

SOPHOMORES (3)

Lee Cummard	6-6	G/F
Gavin MacGregor	6-9	F/C
Trent Plaisted	6-11	F/C

FRESHMEN (3)

Jordan Cameron	6-5	G/F
Jonathan Tavernari	6-6	G/F
Brock Zylstra	6-6	G/F

BY STATE/COUNTRY

ARIZONA (2)

Austin Ainge	Gilbert
Lee Cummard	Mesa

CALIFORNIA (3)

Jordan Cameron	Newbury Park
Gavin MacGregor	Ridgecrest
Brock Zylstra	La Verne

HAWAII (1)

Rashaun Broadus	Mililani
-----------------	----------

TEXAS (3)

Trent Plaisted	San Antonio
Mike Rose	Houston
Keena Young	Beaumont

UTAH (2)

Sam Burgess	Alpine
Ben Murdock	Bountiful

BRAZIL (2)

Fernando Malaman	Limeira
Jonathan Tavernari	Sao Bernardo

CANADA (1)

Jimmy Balderson	Magrath, Alberta
-----------------	------------------

SERBIA (1)

Vuk Ivanovic	Pancevo
--------------	---------

2006-07 ROSTER BREAKDOWN

STARTERS RETURNING (4)

Trent Plaisted	F/C	So.	13.6 ppg, 6.9 rpg
Keena Young	F	Sr.	10.3 ppg, 5.8 rpg
Rashaun Broadus	G	Sr.	9.0 ppg, 2.8 rpg, 3.7 apg
Lee Cummard	G	So.	4.9 ppg, 2.3 rpg, 1.6 apg

STARTERS LOST (1)

Brock Reichner	G	Sr.	10.4 ppg, 2.5 rpg, 2.5 apg
----------------	---	-----	----------------------------

OTHER LETTERWINNERS RETURNING (5)

Austin Ainge	G	Sr.	3.6 ppg, 1.6 rpg, 2.6 apg
Jimmy Balderson	G	Sr.	10.2 ppg, 3.3 rpg, 1.5 apg
Sam Burgess	G	Jr.	2.1 ppg, 3.3 rpg**
Fernando Malaman	F	Sr.	7.0 ppg, 3.7 rpg, 1.0 bpg
Mike Rose	G	Sr.	3.1 ppg, 0.7 rpg

** 2004-05 season stats, sat out as redshirt in 2005-06

OTHER LETTERWINNERS LOST (2)

%Derek Dawes	C	Jr.	3.2 ppg, 1.6 rpg
^ Jackson Emery	G	Fr.	2.8 ppg, 1.5 rpg
#Jermaine Odjegba	F	Fr.	0.4 ppg, 0.4 rpg

% Discontinued playing due to injury

^ Serving two-year Church mission


Transferred to BYU-Hawaii

RETURNING REDSHIRTS (3)

@Vuk Ivanovic	F/C	6-10	250	Jr.
@	Sat out 2005-06 season at BYU after transferring			

NEWCOMERS (5)

Jordan Cameron	G/F	6-5	220	Fr.
Gavin MacGregor	F/C	6-9	235	So.
Ben Murdock	G	6-2	185	Jr.
Jonathan Tavernari	G/F	6-6	215	Fr.
Brock Zylstra	G/F	6-6	205	Fr.



AUSTIN AINGE



GUARD

SENIOR • 6-2 • 180

GILBERT, ARIZ.
(HIGHLAND H.S.)

13

CAREER HIGHS

- POINTS: 25 at Colorado St. (2005)
- FG MADE: 8 at Colorado St. (2005)
- FG ATT: 14 at Colorado St. (2005)
- FG %: 1.000 (6-6) vs. SDSU, (2-2) vs. CSU, vs. Utah-MWC (2006)
- 3FG MADE: 5 at CSU (2005)
- 3FG ATT: 9 at USU, CSU (2005)
- 3FG %: 1.000 (4-4) vs. SDSU, (2-2) vs. CSU (2006)
- FT MADE: 7 at UNLV (2005)
- FT ATT: 8 vs. Utah State (2005)
- FT %: 1.000 (4-4) vs. Santa Clara, at CSU (2005)
- REB: 7 vs. Santa Clara (2005)
- ASSISTS: 8 (4 times) last vs. Southern Utah (2006)
- BLOCKS: 1 (3 times) last at CSU (2006)
- STEALS: 4 at Weber State, vs. SDSU (2005)
- MIN: 42 at UNLV (2005)



SUMMARY: After being injured just prior to the start of his first two seasons, Ainge earned the starting point guard spot in 2004-05, finishing the year third in the MWC in assists and receiving All-MWC honorable mention honors. He was named a co-captain for the 2005-06 season and played a key role off the bench. Ainge has the ability to play either guard position and is a floor leader with an excellent understanding of the game. He is the son of former BYU All-American, NBA All-Star and Phoenix Suns head coach Danny Ainge, who is currently the executive director of basketball operations for the Boston Celtics.

JUNIOR (2005-06): Co-captain along with Brock Reichner ... played in every game, starting four, and averaged 3.6 points, 1.6 rebounds and 2.6 assists per game ... 11th among MWC players in assists while helping BYU lead the MWC in assists ... scored in double figures twice and led the Cougars in assists seven times ... drained his only shot attempt of the night, a three-pointer, while recording 3 points, 3 rebounds and 2 assists in 14 minutes at Houston in the NIT ... went 2-for-2 from the field and 1-for-1 from the free-throw line to notch 5 points in 10 minutes against Utah in the MWC Tournament while adding 1 rebound and 1 assist ... drained both of his three-point attempts to score 6 points while adding 2 rebounds and 1 assist in 9 minutes vs. Colorado State ... came off the bench to lead BYU with 6 assists at TCU while adding 2 points, 2 rebounds and 2 steals in 17 minutes ... finished with a season-high 16 points against San Diego State on a perfect 6-for-6 shooting night, including 4-for-4 from three-point range ... made an immediate impact upon entering the game, draining back-to-back three-pointers for BYU to cut a six-point Aztec lead to just two and spark a 15-4 Cougar run that allowed BYU to regain the lead at 26-21 ... dished out 3 assists with 2 rebounds, 1 point and 1 steal in 12 minutes vs. UNLV ... his 3 assists came in 6 first-half minutes to spark a BYU run that helped the Cougars build a game-high 17-point lead ... tied his season high with 4 rebounds in just 9 minutes of play against Air Force while recording 3 points ... played 11 minutes at New Mexico, recording 3 rebounds and 1 steal ... led BYU with 6 assists while recording 5 points, 2 steals, 1 rebound and 1 block in 21 minutes at Colorado State ... finished with 3 points and 2 assists in his fourth start of the season, a 13-minute outing against TCU ... made his third start of the season at San Diego State, contributing 4 points on 2-for-4 shooting, 1 rebound and 1 assist in 21 minutes ... started in place of Rashaun Broadus against Wyoming and scored a season-high 12 points on 5-for-11 shooting while recording 3 rebounds, 2

assists and 2 steals ... went 2-for-3 from three-point range to score 6 points while recording 3 rebounds and 2 assists in 21 minutes off the bench at UNLV ... came off the bench to score 6 points while contributing 2 assists in 15 minutes at Air Force ... scored 5 points on 2-of-3 shooting with 1 rebound and 1 assist in 15 minutes vs. Tulsa ... had 4 assists, 2 steals, 2 rebounds and 1 point in 13 minutes vs. Eastern Washington ... dished out 7 assists without a turnover in 22 minutes at Utah State while adding a season-high 3 steals ... sparked BYU in the first half with 3 of his 4 assists, including a no-look pass to set up Trent Plaisted on the break ... added 4 rebounds and 2 points in 17 minutes vs. Weber State ... scored 3 points while adding 4 assists in 16 minutes against Northern Kentucky ... scored a season-high 8 points, including 2 treys, with 3 rebounds and 2 assists in 13 minutes vs. Lamar in the Delta Center ... dished out a career-equaling 8 assists without a turnover in 16 minutes off the bench vs. SUU, including a perfectly timed cross-court pass to Jackson Emery at the basket for a Cougar fast-break score ... added 6 points, 4 rebounds and 2 steals while shooting 3-for-4 from the floor ... came off the bench to share team-high honors with 5 assists while adding 2 points and 1 rebound in 17 minutes at Washington State ... his lone bucket of the game was a driving move in the paint to give BYU a 34-30 lead at the half ... made his 24th career start, but first as the shooting guard, in BYU's season opener vs. Loyola Marymount.

SOPHOMORE (2004-05): An All-MWC honorable mention pick, Ainge was third in the MWC in assists in league games (4.6 apg) and overall (4.1 apg) ... led the team in assists and was second in scoring (9.5 ppg) and steals (32) while averaging 2.9 rpg and starting in 23 of 30 games ... recorded one double-double while leading the Cougars in assists 22 times, steals six times and rebounds three times ... scored in double figures 13 times ... had 5 points, 5 rebounds, 7 assists and only 1 turnover in MWC Tournament vs. UNM ... scored 10 points against UNLV while adding 5 assists with no turnovers ... recorded a team-high 17 points at Utah while adding 6 assists and 5 rebounds ... had 9 points, hitting two threes, and added 4 assists and 1 steal at UNM ... contributed 10 points, 6 rebounds and 5 assists against Colorado State ... recorded 10 points, 4 rebounds and 3 assists vs. Wyoming ... scored 19 points, including 12 in overtime, to seal BYU's win at UNLV ... led BYU against Utah with 15 points on 5-8 shooting while adding five assists ... tied career-best 8 assists with only 2 turnovers while grabbing 4 rebounds in 23 minutes

AUSTIN AINGE CAREER TOTALS

Game-by-game Ainge statistics on pages 34-35

YEAR	GP	GS	MIN	AVG	FG	FGA	PCT	3FG	3FGA	3PCT	FT	FTA	PCT	OFF	DEF	TOT	AVG	PF	FO	A	AVG	TO	BLK	STL	PTS	AVG
2003-04	8	0	36	4.5	4	8	.500	1	4	.250	1	2	.500	0	3	3	0.4	6	0	6	0.8	6	1	0	10	1.3
2004-05	30	23	831	27.7	97	226	.429	39	113	.345	52	66	.788	11	77	88	2.9	54	1	124	4.1	97	1	32	285	9.5
2005-06	29	4	431	14.9	38	93	.409	17	47	.362	12	18	.667	3	44	47	1.6	26	0	75	2.6	45	1	21	105	3.6
Total	67	27	1298	19.8	139	327	.425	57	160	.356	65	86	.756	14	124	138	2.1	86	1	205	3.1	148	3	53	400	6.0


vs. New Mexico ... recorded 6 rebounds, 6 assists and 5 points against Air Force ... scored career-best 25 points at CSU with new personal bests of 8 FG, 14 FGA and 5 3FG (tying 9 3FGA) while adding a game-high 6 assists ... scored 10 points and tied career-high 8 assists against MSU-Billings ... had career-best 4 steals and 5 assists, 6 rebounds and 9 points vs. SDSU ... played 37 minutes vs. Santa Clara with 9 points, 7 rebounds, 7 assists and 2 steals ... his 7 rebounds was a career-high and his 7 assists was one shy of his career mark ... made 4 treys in 5 attempts vs. Southern Utah, scoring 14 points with 5 assists ... played 34 minutes at Weber State with career-high 4 steals, along with 9 points, 4 rebounds and 3 assists ... dished out a career-high 8 assists along with 9 points and 4 rebounds vs. NC State ... made his second start of the year vs. Utah State and scored 21 points on 6-of-9 shooting, including 3 treys, and 6-of-8 from the line ... scored 16 points on 58 percent (7-12) shooting in 31 minutes against Washington State ... came off the bench to dish out 5 assists while adding 14 points and 5 rebounds against Boise State ... made his first start and scored 7 points on 2-2 shooting, including one three-pointer, at USC ... scored 15 points at Utah State on Dec. 1 ... played backup point minutes at the Maui Invitational, averaging 2.7 points and 1.0 assists ... scored 6 points vs. North Carolina, going 2-of-3 from behind the extended three-point arc.

FRESHMAN (2003-04): After missing the first nine games with an injury, Ainge made his college debut, hitting his only shot to score two points and grabbing one rebound in two minutes vs. Idaho State at the Cable Car Classic ... saw his first extended playing time vs. CSU in Provo, logging a season-best 10 minutes, including first-half action for the first time, while scoring a season-best 6 points on 2-of-3 shooting and adding a season-high 2 assists ... also played 10 minutes at Air Force ... played well in four first-half minutes vs. SDSU, grabbing a season-high 2 rebounds ... played 6 minutes vs. New Mexico ... appeared in eight games overall, averaging 1.3 points, 0.4 rebounds and 0.8 assists in 4.5 minutes per outing ... shot 50 percent from the floor, including 1-of-4 three attempts and 1-of-2 from the line ... averaged 6.8 ppg, 2.8 rpg, 1.0 apg and 0.5 spg in 16.9 minutes during 2003 summer tour in Australia.


REDSHIRT (2002-03): Redshirt in 2002-03 after returning from a two-year mission for The Church of Jesus Christ of Latter-day Saints in August ... broke his thumb the day before the team departed for the season-opening Paradise Jam in the U.S. Virgin Islands ... went to Phoenix for surgery instead of going on the trip ... returned to full participation in practice in January.

HIGHLAND HIGH SCHOOL: Averaged 22 points, 5 rebounds and 4 assists as a senior point guard at Highland High School ... Fiesta Conference First Team and Conference MVP ... East Valley Region First Team and East Valley MVP ... second-team all-state ... as a junior, averaging 17 points, 6 rebounds and 5 assists ... an outstanding student with a 3.9 GPA ... earned honorable-mention all-state honors as a junior while being named to the All-East Valley First Team ... a Street & Smith Preseason All-Phoenix First Team selection.

PERSONAL: Parents are Danny and Michelle Ainge ... has three brothers and two sisters ... first cousin Eric is a quarterback at Tennessee ... served mission for The Church of Jesus Christ of Latter-day Saints to the Dominican Republic ... he and wife Crystal have one son ... sociology major.



JIMMY BALDERSON



GUARD

SENIOR • 6-6 • 205
MAGRATH, ALBERTA
(MAGRATH H.S.)

23

CAREER HIGHS

POINTS: 24 at Colorado St. (2006)
FG MADE: 8 vs. Fort Lewis (2002),
at Colorado St. (2006)
FG ATT: 15 at UNLV (2005)
FG %: 1.000 (4-4) at TCU, (2-2) vs. Utah (2006)
3FG MADE: 5 at UNLV, at USC (2005)
3FG ATT: 9 at UNLV (2005)
3FG %: 1.000 (2-2) vs. SDSU, at TCU, vs. CSU (2006)
FT MADE: 7 at Colorado St., vs. UNM (2006)
FT ATT: 8 at Colorado St. (2006)
FT %: 1.000 (7-7) vs. UNM, (5-5) vs. Lamar (2006)
REB: 8 vs. UNM (2006)
ASSISTS: 4 vs. BSU, at UNM, vs. SDSU (2006),
at USC (2005)
BLOCKS: 2 vs. UNM at MWC (2005)
STEALS: 4 vs. UNLV (2006)
MINUTES: 37 at UNLV (2005)

SUMMARY: Balderson is a 6-foot-6 guard who ranked fourth on the team in scoring and led all perimeter players in shooting last season after leading the Cougars in three-point percentage in 2005, making 16 starts after coming out of a planned redshirt year. A talented scorer, he has excellent range from the three-point arc and has good size. He led the Canadian National Development Team in scoring at the World University Games in Izmir, Turkey, in August of 2005. During the eight-game tournament, Balderson averaged 14.9 points and 4.1 rebounds while shooting 50 percent from the floor and 40 percent from three-point range. Balderson played in 27 of 30 games as a freshman reserve on BYU's 18-12 team that advanced to the second round of the 2002 NIT, logging 8.5 minutes per game while shooting .487 from the floor, .306 (11-of-36) on threes and .657 from the line. His 48.7 percent shooting from the floor led all BYU perimeter players.

JUNIOR (2005-06): Played in all 29 games with 10 starts and averaged 10.2 points, 3.3 rebounds and 1.5 assists on the year while shooting .471 from the field, leading all perimeter players ... was fourth on the team in scoring ... had 17 double-digit scoring nights on the year, including 11 of the last 13 games, and scored 20 or more points three times ... led the team in scoring four times, assists three times and rebounds twice ... was 13-for-14 from the free-throw line with under two minutes remaining in the game ... played a significant role in helping the Cougars win 10 of their last 13 games, scoring in double digits in all 10 wins ... was the only player in the league averaging more than 10 points per game off the bench ... named Academic All-MWC and MWC Player of the Week for the week of Feb. 27-March 5 ... made his 10th start of the year and recorded 7 points, 3 rebounds and 1 steal in 30 minutes at Houston in the NIT ... scored 13 points on 3-for-6 shooting from the field, including 2-for-4 from three-point range, and 5-for-6 shooting from the free-throw line against Utah in the MWC Tournament while adding 3 steals, 3 assists, 2 rebounds and 1 block in 28 minutes ... entered the game with four fouls with less than 10 minutes to play and made an immediate impact, scoring 7 straight points to give the Cougars their first lead since the 15:49 mark of the first half ... led BYU with 21 points on 6-for-8 shooting from the field, 2-for-3 shooting from three-point range and a perfect 7-for-7 mark from the free-throw line while adding a career-high 8 rebounds, 2 assists and 1 steal in 29 minutes off the bench vs. New Mexico ... was perfect from three-point range (3-for-3) and from the line

(2-for-2) while scoring 12 points and adding 3 rebounds and 1 assist in 23 minutes against Colorado State ... was perfect from the field at TCU, going 4-for-4 from the floor, including 2-for-2 from three-point range, to score 11 points while adding 2 steals in just 19 minutes off the bench ... scored 17 points on 5-for-8 shooting from the field, including 2-for-2 from three-point range, while tying his career-high with 4 assists against San Diego State ... contributed 11 points, 4 rebounds and 1 steal in 25 minutes at Wyoming ... scored 16 points with 6 rebounds, 2 assists and a career-high 4 steals in 25 minutes off the bench vs. UNLV ... scored 10 points and had 1 assist in just under three minutes during a 15-4 BYU run in the first half ... played a big role defensively in the second half, holding UNLV's Jason Petrimouix, who had already poured in 27 points, without a point after being assigned to defend him for the final 13 minutes of the game ... one of only five Cougars to score at Utah, contributing 5 points, 3 rebounds and 1 assist ... went 6-for-11 from the field for 17 points against Air Force while adding 3 rebounds ... tied his career high with 4 assists while scoring 14 points and adding 1 rebound and 1 steal at New Mexico ... scored a career-high 24 points at Colorado State, going 8-for-12 from the floor and 7-of-8 from the line while adding 4 rebounds, 2 assists and 2 steals off the bench ... scored 10 points, all after halftime, in BYU's overtime win against TCU, also contributing 3 rebounds, 2 assists and 2 steals ... came off the bench for the first time against Eastern Washington, contributing 11 points, 5 rebounds, 2 steals, 1 assist and 1 block in 18 minutes, hitting 3 treys ... scored 10 points while adding 4 assists, 3 rebounds and 1 steal in 29 minutes against Boise State ... scored 13 points with 6 rebounds and 1 assist at USC ... scored 21 points in 22 minutes vs. Lamar on 7-of-10 shooting from the floor, including 2-for-3 treys, and a 5-for-5 night from the line ... scored 12 points while adding 4 rebounds at Washington State ... led BYU with 18 points and a career-tying 7 rebounds in 23 minutes vs. Loyola Marymount, adding 2 assists and 1 block.

SOPHOMORE (2004-05): Started the last 13 games and 16 overall after missing the first four games planning to redshirt ... averaged 6.7 ppg and 2.3 rpg while leading the team in steals three times and scoring in double figures six times ... also led the team in three-point percentage, hitting 42 percent of his shots from beyond the arc ... scored 8 points while adding 5 rebounds, 2 assists and 1 steal against UNLV ... contributed 8 points, 4 rebounds and 2 steals at Utah ... scored a team-high

JIMMY BALDERSON CAREER TOTALS

Game-by-game Balderson statistics on pages 35-36

YEAR	GP	GS	MIN	AVG	FG	FGA	PCT	3FG	3FGA	3PCT	FT	FTA	PCT	OFF	DEF	TOT	AVG	PF	FO	A	AVG	TO	BLK	STL	PTS	AVG
2001-02	27	0	229	8.5	37	76	.487	11	36	.306	23	35	.657	11	30	41	1.5	21	1	12	0.4	15	1	9	108	4.0
2004-05	25	16	458	18.3	54	136	.397	34	81	.420	26	42	.619	10	47	57	2.3	42	3	19	0.8	37	2	10	168	6.7
2005-06	29	10	634	21.9	97	206	.471	32	86	.372	71	89	.798	35	61	96	3.3	71	3	43	1.5	34	4	27	297	10.2
Total	81	26	1321	16.3	188	418	.450	77	203	.379	120	166	.723	56	138	194	2.4	134	7	74	0.9	86	7	46	573	7.1

11 points, his fourth straight double-figure outing, and tied career-best 7 rebounds vs. Wyoming, hitting 3-of-5 treys ... had 14 points at SDSU ... posted a career-high 23 points while going 5-for-9 from three-point range and tied his career-high with 7 rebounds at UNLV ... scored 13 points on 4-of-6 shooting, including 3-of-4 from three-point range, against Utah ... started at Wyoming, recording 9 points and 4 rebounds ... was perfect from the field against MSU-Billings, going 3-for-3 and scoring 9 points ... scored 11 points in 14 minutes off the bench on 4-of-5 shooting vs. Southern Utah ... recorded a career-high 22 points at USC on 6-for-12 shooting, including a career-best 5 three-pointers ... scored 6 points on .500 shooting in 11-minute season debut at Utah State after coming out of redshirt year ... sat out the first four games planning to redshirt after his August return from a two-year LDS Church mission to the Marshall Islands.

FRESHMAN (2001-02): Played in 27 of 30 games as a freshman reserve on BYU's 18-12 team that advanced to the second round of the NIT ... averaged 4.0 points and 1.5 rebounds in 8.5 minutes per game while shooting .487 from the floor, .306 (11-of-36) on threes and .657 from the line ... his 48.7 percent shooting from the floor led all BYU perimeter players ... was seventh on the team in scoring ... appeared in all 14 league games, averaging 3.6 points and 1.3 rebounds in 8.3 minutes ... scored double-digit points in three games ... led BYU in scoring, rebounds and steals with season highs of 19 points, 7 rebounds and 3 steals in BYU's win over Fort Lewis College ... totaled 14 points and 6 rebounds in a loss at Air Force ... scored 11 points with 2 rebounds and a season-high 2 assists in a home win over Southern Utah ... came off the bench cold in the closing moments of regulation at Pepperdine and promptly hit a three-pointer from the corner as time expired to send the game into overtime ... scored in 21 of his 27 appearances and grabbed a rebound in 17 outings.

MAGRATH HIGH SCHOOL: Averaged 34 points, 9.2 rebounds and 6.8 assists while leading Magrath High School in Alberta, Canada, to a 32-3 record as a senior ... shot 54 percent from the floor and 91 percent from the free-throw line ... two-time league MVP and scoring champion ... named the Alberta Player of the Year and was Magrath High School's Male Athlete of the Year ... also selected as Alberta's Quarterback of the Year ... member of All-Canadian Team ... ranked second at Nike All-Canada Camp ... played on the Under 19 Alberta Provincial Team the summer after his senior year ... coached at Magrath by Phil Tollestrup, who played basketball at BYU (1970-72).

PERSONAL: Parents are Wes and Lorraine Balderson ... one of seven children, including three boys ... oldest brother was Canadian Interuniversity Player of the Year in Canada as shooting guard, while other brother played football at the University of Alberta ... served a two-year mission for The Church of Jesus Christ of Latter-day Saints in the Marshall Islands speaking Marshallese ... wife Hannah ... economics major.



RASHAUN BROADUS



GUARD

SENIOR • 6-0 • 190

MILILANI, HAWAII

(WESTERN NEBRASKA CC)

1

CAREER HIGHS

- POINTS: 21 at USU (2006)
- FG MADE: 8 vs. Utah (2006)
- FG ATT: 13 vs. LMU, Utah (2006)
- FG %: .667 (4-6) vs. SUU (2006)
- 3FG MADE: 3 vs. SUU, at USU, UNLV, TCU, UNM, vs. CSU (2006)
- 3FG ATT: 7 at UNM (2006)
- 3FG %: 1.000 (3-3) vs. SUU (2006)
- FT MADE: 6 vs. UNM (2006)
- FT ATT: 8 at TCU (2006)
- FT %: 1.000 (6-6) vs. UNM, (2-2) vs. Tulsa, at UNM, vs. SDSU (2006)
- REB: 8 at USC (2006)
- ASSISTS: 9 vs. Lamar, EWU (2006)
- BLOCKS: 1 vs. BSU (2006)
- STEALS: 5 vs. TCU (2006)
- MINUTES: 36 at Utah (2006)

SUMMARY: A good ballhandler who can create offensively with his quickness, Rashaun Broadus will once again be a significant contributor to the Cougars this year as a play-caller, scoring threat and solid defender after receiving honorable-mention All-MWC honors last season. A transfer from Western Nebraska Community College where he led his team with 14.6 points per game while making a team-best 57 three-point shots, Broadus finished fourth in the MWC in assists last year, his first in a Cougar uniform, and was second in assist/turnover ratio.

JUNIOR (2005-06): Honorable-mention All-MWC and All-Utah (Deseret Morning News) after averaging 9.0 points and 2.8 rebounds per game and making 26 starts in 28 appearances ... fourth in the MWC at 3.7 assists per game and second in assist/turnover ratio (1.39) overall while ranking ninth in the league in steals in conference games with 1.5 ... helped BYU lead the league in assists per game (15.9) ... scored in double figures 10 times on the season, including one 21-point outing, while leading the team in assists 14 times and points three times ... second on the team with 34 three-pointers made ... shared MWC Player of the Week honors on Feb. 6 ... scored 8 points while adding 3 rebounds and dishing out 5 assists, tying for team-high honors, in 23 minutes at Houston in the NIT ... contributed 7 points, 2 rebounds, 2 assists and 2 steals in 29 minutes against Utah in the MWC Tournament ... scored 12 points while going 6-for-6 from the free-throw line and adding 3 steals and 1 rebound against New Mexico ... led BYU with 13 points, 4 assists and 4 steals against Colorado State ... drained his first 3 three-pointers of the game ... contributed 16 points on 5-for-8 shooting at TCU while going 5-for-8 from the free-throw line, both career highs, and adding 5 rebounds and 4 assists ... contributed 7 points against San Diego State while adding 5 rebounds, 4 assists and 2 steals in 22 minutes ... scored 7 points with 1 assist and 1 steal in 29 minutes vs. UNLV ... dished out a game-high 4 assists while recording 8 points, 1 rebound and 1 steal in 33 minutes at Utah ... scored 13 points on 5-for-10 shooting from the field while adding 2 rebounds and 2 assists against Air Force ... hit back-to-back three-pointers in the second half to propel the Cougars to a 52-48 lead ... led BYU with 15 points at New Mexico on 5-for-10 shooting while recording 3 rebounds and a team-high 6 steals with no turnovers ... recorded 6 points on 2-for-3 shooting from three-point range at Colorado State while adding 2 assists and 1 steal ... came off the bench to record 12 points on 3-for-6 shooting from three-point range against TCU, adding a career-high 5 steals ... posted 5 points and 1 assist in the last minute

of regulation during BYU's 11-3 run to force overtime and then hit the Cougars' first shot of overtime, a three-pointer ... tied his career high with 3 three-pointers while scoring 9 points and recording 1 rebound, 1 assist and 1 steal in 23 minutes at UNLV ... scored a team-high 17 points while contributing 6 rebounds and 3 assists in a career-high 36 minutes against Utah ... scored the Cougars' first 6 points of the game and 10 of their first 15 ... dished out a team-high 4 assists at Air Force while contributing 2 points and 4 rebounds ... tied his career-best 9 assists with 7 points, 3 rebounds and 2 steals in 27 minutes vs. Eastern Washington ... scored a career-best 21 points on 7-of-11 shooting while adding 8 assists, 2 steals and 1 rebound in 31 minutes at Utah State ... his 7 field goals and 4 free throws were career marks while his 3 triples and 2 steals tied personal bests ... had 6 points on 2-for-3 shooting from three-point range while contributing 3 assists and 2 rebounds against Weber State ... had 7 points, 4 rebounds, 3 assists and 1 steal in 31 minutes against Northern Kentucky ... tied his career high with 11 points against Boise State while adding 7 rebounds, 6 assists and his first blocked shot of the season ... grabbed a career-best 8 rebounds and dished out 5 assists at USC ... dished out a career-best 9 assists, including an assist on each of BYU's first six buckets, while adding a career-high 4 rebounds with 7 points and 1 steal in 23 minutes vs. Lamar in the Delta Center in Salt Lake City ... scored a career-high 11 points with 3 rebounds and 3 treys on perfect 3-for-3 shooting from behind the arc and 4-of-6 accuracy from the floor vs. SUU ... started at Washington State, scoring 6 points in 23 minutes while dishing out five assists, tying for team-high honors ... earned the starting nod at the point in BYU's season opener vs. Loyola Marymount, scoring nine points.

BEFORE BYU (WESTERN NEBRASKA CC): Leading scorer and three-point shooter at Western Nebraska CC in 2004-05 ... led Western Nebraska (Scottsbluff, Neb.) with 14.6 points per game, leading the Cougars to a 28-5 record, including three weeks atop the NJCAA poll and a No. 14 final regular-season ranking ... added 4.2 rebounds, 3.5 assists and 1.7 steals per contest ... shot 48 percent from the floor, including 40 percent from behind the three-point line, making a team-high 57 treys on the season ... achieved season highs of 31 points, 9 rebounds and 7 assists in 2005 and was named to the NJCAA Region IX All-Tournament Team ... helped WNCC win the Region IX title as a freshman in 2003 before redshirting the 2004 season ... named to the Dean's List.

RASHAUN BROADUS CAREER TOTALS

Game-by-game Broadus statistics on page 37

YEAR	GP	GS	MIN	AVG	FG	FGA	PCT	3FG	3FGA	3PCT	FT	FTA	PCT	OFF	DEF	TOT	AVG	PF	FO	A	AVG	TO	BLK	STL	PTS	AVG
2005-06	28	26	772	27.6	88	224	.393	34	97	.351	43	67	.642	7	72	79	2.8	52	0	104	3.7	75	1	36	253	9.0
Total	28	26	772	27.6	88	224	.393	34	97	.351	43	67	.642	7	72	79	2.8	52	0	104	3.7	75	1	36	253	9.0

MILILANI HIGH SCHOOL: Lettered in basketball and football ... named first-team all-state his senior year (2002) ... was the West Region Player of the Year and MVP of his high school team ... averaged 15 points, 5 rebounds and 4 assists ... career high of 33 points

PERSONAL: Parents are William and Teresa Broadus ... has one brother, William Jr., who also played basketball at Western Nebraska ... sports hero is Michael Jordan ... enjoys playing X-Box and football ... recruited by Houston, Colorado State, Wyoming, Montana and Portland State ... sociology major.



FERNANDO MALAMAN



FORWARD

SENIOR • 6-9 • 220

LIMEIRA, BRAZIL
(ARIZONA WESTERN)

15

CAREER HIGHS

POINTS: 17 vs. BSU (2006)
 FG MADE: 7 vs. BSU (2006)
 FG ATT: 11 at UNLV (2006)
 FG %: 1.000 (2-2) at Houston-NIT (2006)
 3FG MADE: 2 vs. BSU, at WSU, vs. LMU (2006)
 3FG ATT: 3 vs. BSU, at WSU, vs. LMU, SDSU, vs. Utah-MWC (2006)
 3FG %: .667 (2-3) 3 times, last vs. Boise State (06)
 FT MADE: 4 at USC (2006)
 FT ATT: 4 vs. Wyoming, at USC (2006)
 FT %: 1.000 (4-4) at USC, (2-2) vs. TCU, (2-2) vs. CSU (2006)
 REB: 8 vs. Wyoming (2006)
 ASSISTS: 4 vs. LMU (2006)
 BLOCKS: 6 vs. Weber State (2006)
 STEALS: 4 vs. CSU (2006)
 MINUTES: 33 vs. BSU (2006)

SUMMARY: A power forward with shooting range on the perimeter, Fernando Malaman is a good athlete who runs the floor well and fits comfortably into BYU's up-tempo offense. He made 15 starts as a junior in 2005-06, shooting .525 from the floor to lead the Cougars, after transferring from Arizona Western College. Malaman is the third junior college transfer from Brazil to sign with the Cougars in recent years. Former Cougar All-American center Rafael Araujo also signed with BYU out of Arizona Western. Guard Luiz Lemes also played for the Cougars from 2002-04 after a two-year stint at Eastern Oklahoma State College.

JUNIOR (2005-06): Led BYU in field-goal percentage (.525) and shot .429 (18-for-42) on treys, second on the team ... would have been fourth in the Mountain West Conference in field-goal percentage (.525) but was two makes short of the 87 required to be ranked ... was eighth in blocked shots (1.0) while leading BYU in blocks (29) ... scored in double figures in nine games while leading the Cougars in rebounds three times and points and assists once each ... named Academic All-MWC ... went a career-high 2-for-2 from the field to score 4 points at Houston in the NIT, posting 3 rebounds and 1 block in 16 minutes ... recorded 9 points against Utah in the MWC Tournament while posting 1 rebound and 1 block ... made his first two shots of the game while scoring BYU's last 5 points of the first half ... posted 5 rebounds, 2 points, 1 assist, 1 block and 1 steal in 20 minutes against New Mexico ... contributed across the board against Colorado State, recording 11 points, 4 rebounds, 2 assists, 1 block and a career-high 4 steals in 31 minutes off the bench ... scored in double figures for the eighth time this season with 10 points against San Diego State while recording 4 rebounds and 1 assist in 20 minutes ... posted 5 rebounds, 4 points and 1 assist in 18 minutes at UNLV ... had 2 points and 3 rebounds, 2 on the offensive glass, in 13 minutes vs. UNLV ... played 19 minutes at New Mexico, recording 7 points, 4 rebounds, 1 assist and 1 block ... tied his career highs with 4-of-5 shooting from the field and 3 steals at Colorado State while adding 10 points, 3 rebounds, 1 assist and 1 block ... recorded 11 points, 5 rebounds and 1 assist off the bench against TCU ... pulled down a career-high 8 rebounds against Wyoming while scoring 8 points ... led BYU with 13 points and a career-high 7 rebounds in 20 minutes at UNLV, going 6-for-11 from the field ... went 4-for-6 from the field to score 8 points against Utah while adding 1 rebound in 20 minutes ... contributed across the board at Air Force with 4 points, 4 rebounds, 2 assists, 1 steal and 1 block ... had

his fourth double-figure scoring game with 10 points while contributing across the board with 3 rebounds, 2 assists, 2 blocks and 1 steal in 28 minutes vs. Tulsa ... scored 14 points on 6-of-8 shooting with 5 rebounds, 2 assists, 1 block and 1 steal in 28 minutes vs. Eastern Washington ... had career highs of 6 blocks (most by a BYU player since Shawn Bradley in 1991-92) and 6 rebounds along with 5 points, hitting his only trey, in 23 minutes vs. Weber State ... scored 7 points on 3-of-5 shooting, including a make on his only three-point attempt of the game, while adding 4 rebounds, 2 steals, 1 assist and 4 blocks against Northern Kentucky ... recorded career-highs of 17 points, 3 blocks and 33 minutes while going 7-for-10 from the field against Boise State and tying his career best with 5 rebounds ... scored 7 points in 17 minutes at USC with 4 rebounds, 1 block and 1 steal ... took only two shots, making his lone three attempt with 1:41 left to cut USC's once 18-point second-half lead to 1 point at 65-64 ... took his first free throws of the year and went a perfect 4-for-4, including two pressure makes with 23 seconds left to bring BYU back to within two points at 70-68 ... scored 4 points on 2-for-3 shooting with 2 steals and 1 rebound in 23 minutes vs. Lamar in the Delta Center ... scored 9 points on 4-for-5 shooting with 4 rebounds and 1 steal in 27 minutes vs. SUU ... started and went 6-for-8 from the field while scoring a career-high 14 points and adding a team-high 5 rebounds at Washington State ... against Loyola Marymount, assisted a Trent Plaisted dunk with a quick interior pass on a break and fed Mike Rose on a backdoor cut for an easy layin for 2 of his 4 team-leading assists ... came off the bench in BYU's two exhibitions before earning the start in BYU's first regular-season game.

BEFORE BYU (ARIZONA WESTERN): Named a second-team NJCAA Region I and Arizona Community College Athletic Conference pick in 2005 while helping the Matadors win the ACCAC and Region I titles and earn the No. 1 ranking in the final regular-season poll ... helped Arizona Western achieve 52 victories during his two-year stay in Yuma, Ariz., including a berth in the NJCAA Tournament before finishing 31-3, the school's best record in more than 30 years ... averaged 9.8 points and 5.9 rebounds in 2004-05 on a team that featured two NJCAA All-Americans ... was also an NJCAA Region I and ACCAC honorable-mention selection as a freshman.

CLQ-PIRACICABA HIGH SCHOOL: Attended CLQ-Piracicaba High School in Brazil.

FERNANDO MALAMAN CAREER TOTALS

Game-by-game Malaman statistics on pages 37-38

YEAR	GP	GS	MIN	AVG	FG	FGA	PCT	3FG	3FGA	3PCT	FT	FTA	PCT	OFF	DEF	TOT	AVG	PF	FO	A	AVG	TO	BLK	STL	PTS	AVG
2005-06	29	15	626	21.6	85	162	.525	18	42	.429	16	23	.696	27	79	106	3.7	74	1	24	0.8	35	29	24	204	7.0
Total	29	15	626	21.6	85	162	.525	18	42	.429	16	23	.696	27	79	106	3.7	74	1	24	0.8	35	29	24	204	7.0

PERSONAL: Parents are Hipolito and Eliana Scherrer Malaman ... has one brother and one sister ... sports hero is late Formula One driver Ayrton Senna ... began playing basketball at 11 years old ... enjoys chatting online with friends and family ... recruited by South Florida, San Diego and Southern Mississippi ... exercise science major.



MIKE ROSE



GUARD

SENIOR • 6-3 • 185
HOUSTON, TEXAS
(SPRING WOODS H.S.)

2

CAREER HIGHS

POINTS: 26 vs. SUU (2004), vs. Santa Clara (2005)
FG MADE: 8 vs. SUU (2004)
FG ATT: 16 vs. SUU (2004)
FG %: 1.000 (4-4) vs. USC (2004)
3FG MADE: 8 vs. SUU (2004)
3FG ATT: 13 vs. SUU (2004)
3FG %: 1.000 (4-4) vs. EWU (2006)
FT MADE: 8 vs. Santa Clara (2005)
FT ATT: 11 vs. Santa Clara (2005)
FT %: 1.000 (4-4) at Wyoming (2005), (3-3) vs. Weber, (2-2) vs. Utah (2006)
REB: 6 vs. SDSU (2005)
ASSISTS: 6 vs. SUU (2004)
BLOCKS: 1 vs. Wyoming (2006), MSU-Billings (2005), WOU (2004)
STEALS: 3 vs. Washington St. (2005)
MINUTES: 36 vs. SDSU, at CSU (2005)



SUMMARY: Rose is an excellent shooter out of Spring Woods High School in Houston, Texas, who led the Mountain West Conference in three-point percentage his freshman year (2003-04) and was fourth in the MWC with 56 threes as a sophomore. He was also fourth on the team in scoring average in 2004-05 with 7.7 points per game. With range well beyond the three-point arc, he utilizes a 37-inch vertical to shoot over taller defenders with a quick release and can dunk off either foot.

JUNIOR (2005-06): Appeared in 22 of 29 games, logging 9 minutes per game and scoring 3.1 points per outing ... his 18 treys were tied for fourth on the team ... named Academic All-MWC ... came off the bench for 15 minutes against Utah and made his first 2 three-point attempts, finishing with 8 points on 2-for-3 shooting from the field and 2-for-2 shooting from the free-throw line ... scored 6 points on 2-for-4 shooting from three-point range in 9 minutes off the bench at Air Force while also recording 1 assist ... scored 3 points with 1 rebound, 1 assist and 1 steal in 15 minutes vs. Tulsa ... tied season-high 12 points on 4-of-5 shooting, including a perfect 4-for-4 night from behind the arc, while adding 3 assists and 1 rebound in 11 minutes vs. Eastern Washington ... scored 8 points while going a perfect 3-for-3 from the free-throw line and added 1 rebound and 1 assist against Weber State ... recorded 2 assists, tying his season high, in 6 minutes of play against Northern Kentucky ... played 8 minutes off the bench against Boise State, making 1-of-2 three-point attempts to record 3 points while adding 1 steal ... scored 3 points and grabbed 2 rebounds in 9 minutes off the bench vs. Lamar in the Delta Center ... scored 5 points and grabbed 2 rebounds in 13 minutes off the bench vs. SUU ... recorded his 14th career double-figure scoring game with 12 points vs. Loyola Marymount in the season opener.

SOPHOMORE (2004-05): Fourth on the team in scoring at 7.7 ppg while averaging 1.7 rpg ... 56 of his 77 field goals were from behind the three-point arc ... his 56 threes were fourth among MWC players ... shot .406 from three ... scored in double figures in nine games while leading the team in steals three times and assists twice ... scored 5 points with 3 rebounds in 10 minutes vs. UNM at the MWC Tournament

... scored 6 points on 2 three-pointers against UNLV ... his 2-steal outing against Colorado State was one of four games with multiple thefts ... had a game-high 21 points, including 5 treys, vs. New Mexico ... had 13 points off the bench at Wyoming on 4-of-8 shooting ... started at CSU, scoring 6 points in career-equaling 36 minutes (also vs. SDSU) ... started against MSU-Billings, contributing 14 points on 4-of-7 shooting from three-point range and recording his first block of the season ... made fifth start and played career-most 36 minutes vs. SDSU, grabbing career-best 6 rebounds ... equaled career-high 26 points on 7-of-10 shooting, including 4 treys, to lead BYU over Santa Clara while adding 5 assists ... also had career marks of 8 FTs, 11 FTAs and 33 minutes ... made his fourth start vs. SUU, scoring 14 points while hitting 4 treys ... scored 9 points on 3 treys in 20 minutes vs. N.C. State ... scored in double figures in 4 straight games (USC, Boise State, Washington State, Utah State) while averaging 15.3 ppg in those games ... scored 14 points vs. Utah State in 31 minutes ... recorded 15 points and a career-high 3 steals against Washington State ... connected on 6-of-9 three-pointers against Boise State en route to 19 points ... came off the bench for 13 points on 4 three-pointers and 1 free throw at USC ... started all 3 games at the Maui Invitational at shooting guard ... scored 8 points vs. Stanford.

FRESHMAN (2003-04): Led the MWC in three-point percentage at .459, connecting on 28 of his 61 attempts from behind the arc ... appeared in 26 of 30 games, averaging 3.9 points and 0.7 rebounds in 7.9 minutes per game while shooting 42 percent overall from the floor ... played in 12 of 14 league games, averaging 3.0 points and 0.5 rebounds in 7.8 minutes ... was looked to for instant offense and made 3 or more treys in 5 different games ... overall, 28 of his 34 field goals were treys ... scored double-digit points 4 times ... set a new BYU three-point record with 8 treys against Southern Utah's matchup zone in his college debut, totaling a game- and season-high 26 points, while also dishing out a season-best 6 assists ... had 14 points, hitting 5 threes, against Western Oregon while pulling down a season-high 5 rebounds ... was a perfect 4-for-4 from the floor, including 3-of-3 on treys for 11 points in 9 minutes vs. USC ... scored 10 points, all in his 11 first-half minutes, when he made 3-of-4 treys, and played 22

MIKE ROSE CAREER TOTALS

Game-by-game Rose statistics on pages 38-39

YEAR	GP	GS	MIN	AVG	FG	FGA	PCT	3FG	3FGA	3PCT	FT	FTA	PCT	OFF	DEF	TOT	AVG	PF	FO	A	AVG	TO	BLK	STL	PTS	AVG
2003-04	26	0	206	7.9	34	81	.420	28	61	.459	6	12	.500	4	15	19	0.7	12	0	9	0.3	13	1	4	102	3.9
2004-05	30	7	580	19.3	77	181	.425	56	138	.406	21	32	.656	8	44	52	1.7	39	0	31	1.0	34	1	13	231	7.7
2005-06	22	0	198	9.0	21	67	.313	18	51	.353	9	9	1.000	3	12	15	0.7	14	0	14	0.6	7	1	4	69	3.1
Total	78	7	984	12.6	132	329	.401	102	250	.408	36	53	.679	15	71	86	1.1	65	0	54	0.7	54	3	21	402	5.1

minutes vs. CSU ... scored 9 points in 19 minutes at Air Force and 9 points on 3-of-4 shooting from long range vs. New Mexico in 12 minutes.

SPRING WOODS HIGH SCHOOL: A four-year varsity starter, Rose averaged 21.8 points (fifth in the All-Greater Houston Area), 4.5 rebounds and 5.0 assists as a senior splitting time between the point (15 games) and shooting guard (20 games) positions at Spring Woods High School in Houston ... being the team's biggest threat, he was moved from the point to the shooting guard spot to keep teams from double-teaming him at midcourt ... shot 52 percent from the floor, including 48 percent from three point range, while leading Texas 5A schools with 108 treys ... a preseason All-Greater Houston First Team selection, he was named second-team All-State, first-team All-District 21 and first-team All-Region as a senior ... team MVP his junior and senior seasons, he was a three-time first-team All-District 21 5A selection after being named District 21 Freshman of the Year ... was the District 21 Don Coleman Scholarship winner ... helped team to second-place District 21 finishes as a sophomore and junior ... averaged 16.3 points, 5 rebounds and 3 assists playing shooting guard as a junior ... lettered in track once and was a four-time letterwinner in golf, earning team MVP honors his senior season.

HOUSTON HOOPS AAU: Rose played four years on the Houston Hoops summer AAU team, playing with and against many of the nation's top players ... as the team's starting shooting guard, Rose averaged 14 points and helped the team earn a No. 1 national rating for much of the summer of 2002.

PERSONAL: Parents are Gordon and Sharon ... has two brothers ... ranked sixth in his class of 365 seniors ... was recruited by Houston, St. Louis, Utah State, Colorado State, Texas Christian, Texas A&M, Tennessee and Illinois ... is the nephew of BYU head coach Dave Rose ... wife Angela ... marketing management major.



KEENA YOUNG



FORWARD

SENIOR • 6-6 • 215

BEAUMONT, TEXAS

(SOUTH PLAINS COLLEGE)

3

CAREER HIGHS

POINTS: 20 vs. SDSU (2006)
 FG MADE: 9 vs. SDSU (2006)
 FG ATT: 14 vs. SDSU (2006)
 FG %: 1.000 (3-3) at WSU (2006)
 3FG MADE: --
 3FG ATT: 2 vs. North Carolina (2005)
 3FG %: .000 (0-2) vs. UNC (2005)
 FT MADE: 8 at Utah (2006)
 FT ATT: 10 at TCU (2006)
 FT %: 1.000 (8-8) at Utah (2006)
 REB: 12 at Wyoming (2006)
 ASSISTS: 4 at Weber State (2005), vs. UNLV (2006)
 BLOCKS: 2 (6 times) last vs. SDSU (2006)
 STEALS: 3 vs. Utah-MWC (2006)
 MINUTES: 39 at UNLV (2005)



SUMMARY: Young is a 6-foot-6 swingman who was second on the team in shooting and rebounding last season while ranking third in scoring. He led the Cougars in rebounds in 2005 after transferring from South Plains College in Levelland, Texas, and has started 29 games over the past two years. He has a good mid-range game and is an effective slasher. With his size and ability as a defender he should continue to contribute at both the three and four positions.

JUNIOR (2005-06): Third-team All-MWC and first-team All-Utah (Deseret Morning News) ... second on the team in rebounding average at 5.8 boards per game and third in scoring with 10.3 ppg ... started the last 14 games of the year ... ranked second on the team and fifth in the league shooting .523 ... scored in double figures in 17 games, including 15 of the last 23 outings, and reached double-digit rebounds twice while leading the team in points 8 times and boards 12 times ... contributed 11 points at Houston in the NIT, going 5-for-9 from the field and 1-for-1 from the free-throw line while adding 4 rebounds and 1 assist in 29 minutes ... led BYU with 17 points against Utah in the MWC Tournament while adding 3 rebounds and a career-high 3 steals in 28 minutes ... scored 6 of BYU's first 9 points in the game, making his first 3 shots from the field and finishing 6-for-9 on the night ... contributed 13 points against New Mexico while adding 5 rebounds, 1 assist and 1 steal ... led the Cougars with 6 rebounds while posting 8 points and 3 assists in 18 minutes against Colorado State ... scored 15 points, 14 of which came in the second half, while posting 4 rebounds, 1 assist, 1 block and 1 steal at TCU ... scored 7 straight BYU points in the middle of the second half to maintain the Cougars' six-point cushion ... scored a career-high 20 points while shooting 64.3 percent from the field and making a career-best 9 field goals against San Diego State, adding 7 rebounds, 1 assist and tying his personal-best with 2 blocks in 29 minutes ... recorded his third career double-double with 15 points and a career-high 12 rebounds at Wyoming ... scored a career-high 17 points and had a career-tying 4 assists while adding 7 rebounds in 35 minutes vs. UNLV ... contributed 14 points on career-best 8-for-8 shooting from the free-throw line while adding 4 rebounds, 1 assist and tying his career high with 2 steals at Utah ... pulled down 8 rebounds while contributing 6 points and 2 assists against Air Force in his fifth straight start ... scored 12 points on 5-for-8 shooting from the field while contributing a team-high 9 rebounds and 2 assists at New Mexico ... posted 11 points and 3 rebounds while tying his career high with 2 steals

against TCU ... made his first start of the season at San Diego State, tying his career high with 16 points on 6-for-8 shooting from the field and 4-for-4 shooting from the free-throw line ... tied his career high with 16 points on 5-for-8 shooting from the field and 6-for-7 shooting from the free-throw line against Wyoming, adding 6 rebounds, 1 assist and 1 block in 25 minutes off the bench ... went 3-for-6 from the field to score 6 points against Utah while recording 4 rebounds and 1 assist in 20 minutes off the bench ... recorded his first double-double of the season and the second of his career with a career-best 16 points and a career-high-tying 11 rebounds off the bench at Air Force ... made his first 7 shots against the Falcons, finishing 8-for-11 (.727) on the night ... shared game-high rebounding honors with 6 boards, while adding 5 points on 2-for-2 shooting in 13 minutes vs. Tulsa ... scored a career-high 15 points on 6-of-9 shooting from the floor and 3-of-4 accuracy from the line while adding a game-high 8 rebounds with 1 block and 1 steal in 21 minutes vs. Eastern Washington ... grabbed a season-high 9 rebounds and tied his career-best 2 blocks while adding 6 points in 20 minutes at Utah State ... tied his season high with 12 points on 50 percent shooting (4-for-8) while adding 4 rebounds and 2 assists in 20 minutes off the bench against Weber State ... led all Cougars with a season-high 12 points on 4-of-6 shooting from the field and 4-of-4 shooting from the free-throw line against Northern Kentucky while adding a season-best 6 rebounds ... had season highs of 10 points, 8 rebounds and 3 assists in 18 minutes vs. his hometown school, Lamar University ... his 8 boards led BYU ... led BYU with 5 rebounds while adding 4 points and a career-tying 2 steals in 15 minutes of action vs. SUU ... went 3-for-3 from the field while scoring 8 points and adding 4 rebounds in 21 minutes off the bench at Washington State ... started the two exhibition games before coming off the bench in the season opener against Loyola Marymount to contribute 3 rebounds, 1 assist and 1 blocked shot.

SOPHOMORE (2004-05): Led the Cougars with 5.6 rebounds per game but broke his shooting hand and missed the final five games of the season ... averaged 7.2 ppg while recording one double-double and leading the team in rebounds 10 times and assists once ... scored in double figures nine times and recorded double-digit rebounds twice ... had 7 points and a team-high 8 rebounds vs. Wyoming ... had a stretch of scoring in double figures in five straight games while making a combined 25-of-42 (.600) from the floor ... scored in double figures in nine games (BYU was 6-3 in those games) ... recorded 10

KEENA YOUNG CAREER TOTALS

Game-by-game Young statistics on pages 39-40

YEAR	GP	GS	MIN	AVG	FG	FGA	PCT	3FG	3FGA	3PCT	FT	FTA	PCT	OFF	DEF	TOT	AVG	PF	FO	A	AVG	TO	BLK	STL	PTS	AVG
2004-05	25	15	555	22.2	74	149	.497	0	3	.000	31	51	.608	56	84	140	5.6	41	0	17	0.7	23	17	15	179	7.2
2005-06	29	14	679	23.4	113	216	.523	0	1	.000	73	94	.777	66	101	167	5.8	62	0	32	1.1	43	11	18	299	10.3
Total	54	29	1234	22.9	187	365	.512	0	4	.000	104	145	.717	122	185	307	5.7	103	0	49	0.9	66	28	33	478	8.9

points and 6 rebounds in a career-high 39 minutes at UNLV ... scored 10 points as a starter against Utah while adding 4 rebounds, 2 assists and 2 steals ... started in win over New Mexico, equaling career-best 14 points on 6-of-8 shooting with 7 rebounds in 36 minutes ... posted his first career double-double with a career-high-tying 14 points and a career-high 11 rebounds against Air Force ... his 7-for-9 shooting accuracy against Air Force was a season-best ... recorded 10 points and five rebounds in 16 minutes at Wyoming ... tied his career highs in steals and blocks with 2 apiece while contributing 10 points against MSU-Billings ... tied career highs of 14 points and 2 blocks at Weber State while setting new personal bests of .714 field-goal percentage (5-for-7), 4 assists and 35 minutes played ... started and tied career-high of 10 rebounds vs. North Carolina State to equal his 10 boards vs. North Carolina ... also dished out 3 assists vs. N.C. State ... had 8 points and a team-leading 7 rebounds in 17 minutes vs. Utah State ... came off the bench against Boise State to record 11 points on 66.7 percent shooting (4-of-6) while adding 8 rebounds ... started and led the team in rebounds with 9 against Utah State while posting 2 blocks ... had 5 points, 6 rebounds and 2 assists in second start at power forward in place of injured Garner Meads vs. California ... impressed in his Cougar debut at the Maui Invitational, averaging 9.7 points and 6.7 rebounds in 22.7 minutes of play over three games ... came off the bench vs. North Carolina (9 points, 10 rebounds in 23 minutes) and Stanford (6 points, 4 rebounds in 12 minutes) before starting in place of injured Garner Meads vs. Chaminade (14 points, 6 rebounds in 33 minutes).

BEFORE BYU (SOUTH PLAINS COLLEGE): Averaged 9.9 points, 7.2 rebounds and 2.1 assists as a freshman in 2003-04, receiving honorable-mention all-league recognition ... a good mid-range shooter, the 6-foot-6 swingman shot 47 percent from the floor while helping the Texans achieve a 24-9 record and second-place finish in the Western Junior College Athletic Conference ... coached by Steve Green.

OZEN HIGH SCHOOL: Four-year letterman, three-time all-region and two-time Texas All-State player at Ozen High School where he averaged 18 points and 10 rebounds as a senior ... helped his team to the 2000 state title and top-10 national ranking ... coached by Andre Boutte.

PERSONAL: Parents are Cleveland and Lavella Young ... has one brother ... enjoys PlayStation ... signed out of high school with the University of Memphis along with classmate Kendrick Perkins but decided to attend South Plains College after Perkins chose to enter the 2003 NBA draft ... prior to signing with BYU he had verbally committed to Texas Tech ... sociology major.

SAM BURGESS



GUARD

JUNIOR • 6-3 • 190

ALPINE, UTAH
(SNOW COLLEGE)

20

CAREER HIGHS

- POINTS: 9 at AFA (2005)
- FG MADE: 3 vs. Chaminade, at AFA (2005)
- FG ATT: 11 vs. Chaminade (2005)
- FG %: 1.000 (1-1) vs. UNLV (2005)
- 3FG MADE: 3 at AFA (2005)
- 3FG ATT: 6 vs. Chaminade (2005)
- 3FG %: 1.000 (1-1) vs. MSU-Billings (2005)
- FT MADE: 3 vs. MSU-Billings, vs. Cal (2005)
- FT ATT: 4 vs. MSU-Billings (2005)
- FT %: 1.000 (3-3) vs. Cal (2005)
- REB: 3 vs. MSU-Billings, vs. Chaminade (2005)
- ASSISTS: 4 vs. MSU-Billings (2005)
- STEALS: 3 vs. MSU-Billings (2005)
- BLOCKS: 3 vs. Chaminade (2005)
- MINUTES: 26 vs. Chaminade (2005)

SUMMARY: Burgess is a 6-foot-3, 190-pound shooting guard who played in 27 games for BYU in 2005 after spending one season at Snow College. He is an excellent shooter and good defender. He averaged 17.2 points per game during his one year at Snow College (Utah) prior to committing to BYU. After playing at Snow, he left to serve a two-year mission for The Church of Jesus Christ of Latter-day Saints in Spokane, Wash., returning in May 2004. As a freshman prior to his mission, he led the Scenic West Athletic Conference in three-point accuracy in 2001-02, making 49 percent (95-of-192) of his long-range attempts while shooting 53 percent overall from the floor. He shot 79 percent from the free-throw line. Burgess prepped at Lone Peak High School in Highland, Utah, where he was a first-team all-state athlete in football, basketball and baseball.

REDSHIRT (2005-06)

SOPHOMORE (2004-05): Played in 27 of 30 games, making one start and averaging 2.1 ppg and 0.9 rpg ... led the team in steals once ... led the Cougars with a career-high 9 points, going 3-for-4 from beyond the arc, at Air Force while adding 2 rebounds in 18 minutes ... played 15 minutes at UNM, scoring 5 points on 2-of-3 shooting while grabbing 2 boards and making 2 steals ... played 14 minutes as the backup point guard at Wyoming, knocking down a trey and adding 2 rebounds, 1 assist and 1 steal ... played 18 minutes vs. MSU-Billings, adding 6 points and a career-high 4 assists ... saw 12 minutes on the floor vs. Southern Utah, scoring 5 points ... scored 5 points in 9 minutes vs. Utah State ... scored 5 points in 12 minutes in his only start vs. California ... scored 8 points with 3 rebounds, 3 blocks and 2 steals in season-high 26 minutes vs. Chaminade in BYU's win.

BEFORE BYU (SNOW COLLEGE): Played at Snow College (Utah) as a freshman prior to his mission and led the Scenic West Athletic Conference in three-point accuracy in 2001-02, making 49 percent (95-of-192) of his long-range attempts while shooting 53 percent overall from the floor ... shot 79 percent from the free-throw line ... a second-team All-SWAC Region 18 selection as a freshman, Burgess finished seventh in the league in scoring at 17.2 points per game.

LONE PEAK HIGH SCHOOL: Prepped at Lone Peak High School in Highland, Utah, where he was a first-team all-state athlete in three sports ... 2001 Salt Lake Tribune Utah Male Prep Athlete of the Year, Burgess earned all-state honors three times in basketball, including first-team recognition his junior and senior seasons ... led Lone Peak to the state title his senior year, averaging 18 points and 4 rebounds while shooting 52 percent from the floor ... twice earned all-state accolades as a baseball pitcher and outfielder/first baseman while helping the Knights win back-to-back state championships in 2000 and 2001 ... a first-team all-state selection in football his senior year, Burgess quarterbacked Lone Peak to the Utah 4A quarter-finals and a 9-2 record, amassing 1,771 total yards with nine rushing and nine passing touchdowns.

PERSONAL: Parents are Andrew and Wealtha Burgess ... one of six children ... served a two-year mission for The Church of Jesus Christ of Latter-day Saints in Spokane, Wash. ... pre-business management major ... Academic All-MWC.

SAM BURGESS CAREER TOTALS

Game-by-game Burgess statistics on page 41

YEAR	GP	GS	MIN	AVG	FG	FGA	PCT	3FG	3FGA	3PCT	FT	FTA	PCT	OFF	DEF	TOT	AVG	PF	FO	A	AVG	TO	BLK	STL	PTS	AVG
2004-05	27	1	215	8.0	19	70	.271	10	33	.303	9	11	.818	9	15	24	0.9	36	0	12	0.44	22	3	11	57	2.1
Total	27	1	215	8.0	19	70	.271	10	33	.303	9	11	.818	9	15	24	0.9	36	0	12	0.44	22	3	11	57	2.1



LEE CUMMARD



GUARD

SOPHOMORE • 6-6 • 180

MESA, ARIZ.

(MESA H.S.)

30

CAREER HIGHS

- POINTS: 13 vs. Wyoming (2006)
- FG MADE: 5 vs. Wyoming (2006)
- FG ATT: 8 vs. Wyoming (2006)
- FG %: 1.000 (2-2) at Wyoming (2006)
- 3FG MADE: 2 vs. TCU (2006)
- 3FG ATT: 3 vs. Weber St., Tulsa, vs. TCU (2006)
- 3FG %: 1.000 (1-1) vs. LMU, Lamar, at UNM (2006)
- FT MADE: 4 at USU (2006)
- FT ATT: 5 at USU (2006)
- FT %: 1.000 (3-3) vs. Wyoming, (2-2) at SDSU, (1-1) vs. Utah (2006)
- REB: 7 at USU (2006)
- ASSISTS: 5 at Houston-NIT (2006)
- BLOCKS: 2 vs. Weber St., at Houston-NIT (2006)
- STEALS: 3 vs. Wyoming, Weber St. (2006)
- MINUTES: 27 vs. Wyoming (2006)

SUMMARY: A member of BYU's 2004 top-20 recruiting class, Cummard is a good athlete with a natural feel for the game who contributed significantly for the Cougars in his first season, making 14 starts. Because of his all-around abilities, some experts rated Cummard as the top shooting guard prospect in the West in 2004. Known as a fierce competitor, Cummard has good ball-handling skills, excellent shooting range and the toughness to rebound and finish in traffic.

FRESHMAN (2005-06): Started 14 games, averaging 4.9 points while shooting .455 from the floor, .395 on threes and .765 from the line in 14.8 minutes overall ... scored in double figures twice while slamming home 7 dunks on the year and leading the Cougars in assists five times ... contributed a career-high 5 assists while tying his career-best with 2 blocks in 22 minutes at Houston in the NIT while also adding 7 points on 3-for-6 shooting with 2 dunks, 5 rebounds and 2 steals ... went 2-for-2 from the free-throw line to score 2 points against Utah in the MWC Tournament while recording 3 assists, 1 rebound and 1 block in 13 minutes ... scored in double figures for the second time this season with 10 points on 3-for-5 shooting from the field at TCU, including 1 three-pointer ... was also 3-for-4 from the free-throw line while adding 3 rebounds and 1 assist in 18 minutes off the bench ... contributed 1 block and 1 steal during a 15-4 Cougar run in just 3 minutes of play against San Diego State ... was a perfect 2-for-2 from the field at Wyoming, recording 4 points, 2 rebounds and 1 steal in 9 minutes ... scored 5 points on 2-of-3 shooting with 1 assist and 1 block in 21 minutes vs. UNLV ... contributed 4 rebounds, 1 block and 1 steal despite being hampered with foul trouble in 10 minutes at Utah ... tied his career high with 4 assists against Air Force while contributing 4 rebounds and 1 steal ... contributed across the board at New Mexico with 5 points, 2 rebounds, 1 assist and 1 block in 16 minutes ... drained his only three-point attempt of the night ... went 2-for-3 from three-point range against TCU to record 6 points while adding 4 rebounds and tying his career high with 4 assists in 19 minutes ... hit the game-tying three-pointer with 10 seconds remaining in regulation to force overtime ... recorded 4 points and 4 rebounds in his seventh straight start of the season at San Diego State ... finished with a career-high 13 points against Wyoming on 5-for-8 shooting from the field while also setting career marks in assists with 4 and steals with 3 ... tied his career high with 9 points on 3-for-4 shooting from both the field and the free-throw line in 19 minutes at UNLV

while contributing 2 rebounds and 2 assists ... made his fourth straight start against Utah, contributing 6 points, 3 rebounds, 2 assists and 2 steals in 17 minutes ... started and scored 3 points, making his only three-point attempt of the night, at Air Force while also contributing 3 rebounds and 1 assist ... started for the second straight game vs. Tulsa, sharing game-high rebounding honors with 6 boards while adding 5 points and 2 assists in a season-high 20 minutes ... made his first career start vs. Eastern Washington, scoring 8 points on 4-of-7 shooting (both season highs) with 1 rebound and 1 assist in 14 minutes ... his 7 rebounds at USU set a new career mark as he was particularly active on the offensive glass, keeping five Cougar possessions alive, and gave BYU's offense a lift in the early going ... scored 6 of his 8 points in the first half when he had 4 offensive boards and also set personal highs of 4-of-5 free throws ... tied season-high 9 points and set career bests of 3 steals and 2 blocks while adding 3 rebounds and 2 assists in 14 minutes vs. Weber State ... tied his career-best 9 points on 3-of-4 shooting while adding 3 rebounds vs. Lamar in the Delta Center ... also contributed a career-high 3 assists and his first steal of the season vs. Lamar ... recorded career highs of 9 points and 4 rebounds with 2 assists and 19 minutes vs. SUU ... brought the Cougar crowd to its feet when he blocked and brought down an SUU layin attempt in one motion and then started the BYU fast break the other way ... made his college debut vs. Loyola Marymount, logging 16 minutes off the bench with 3 points, hitting a trey on 1-for-2 shooting.

MESA HIGH SCHOOL: Named the 2004 Arizona Player of the Year and a McDonald's All-America nominee ... led Mesa (Ariz.) High School to the 5A State Championship, averaging 20.0 points, 5.5 rebounds and 3.5 assists as a senior in 2003-04 ... shot 56 percent from the floor and made 41 percent of his three-point attempts ... named region player of the year in 2004 ... also played for the Arizona Cager Elite Club team.

PERSONAL: Parents are David and Cheryl Cummard ... has five brothers ... wife Sarah ... sports hero is Michael Jordan ... served a mission for The Church of Jesus Christ of Latter-day Saints in Nashville, Tenn., in 2004 ... recruited by Arizona State, UCLA, Oregon, Oregon State, Stanford, Iowa State, Utah State, Utah, New Mexico, Miami, Gonzaga, Oklahoma State, San Diego State and Texas Tech ... undecided major.

LEE CUMMARD CAREER TOTALS

Game-by-game Cumnard statistics on pages 41-42

YEAR	GP	GS	MIN	AVG	FG	FGA	PCT	3FG	3FGA	3PCT	FT	FTA	PCT	OFF	DEF	TOT	AVG	PF	FO	A	AVG	TO	BLK	STL	PTS	AVG
2005-06	29	14	430	14.8	50	110	.455	17	43	.395	26	34	.765	23	45	68	2.3	58	0	45	1.6	31	12	16	143	4.9
Total	29	14	430	14.8	50	110	.455	17	43	.395	26	34	.765	23	45	68	2.3	58	0	45	1.6	31	12	16	143	4.9



TRENT PLAISTED



FORWARD/CENTER

SOPHOMORE • 6-11 • 245

SAN ANTONIO, TEXAS

(CLARK H.S.)

44

CAREER HIGHS

POINTS: 22 vs. TCU (2006)

FG MADE: 8 at USC (2006)

FG ATT: 15 at Colorado State (2006)

FG %: 1.000 (5-5) vs. EWU (2006)

3FG ATT: --

FT MADE: 8 vs. TCU (2006)

FT ATT: 10 vs. Air Force, at TCU, vs. CSU,
at Houston-NIT (2006)

FT %: 1.000 (8-8) vs. TCU (2006)

REB: 18 at TCU (2006)

ASSISTS: 4 vs. UNLV (2006)

BLOCKS: 4 at Houston-NIT (2006)

STEALS: 3 at Colorado State (2006)

MINUTES: 36 vs. Air Force, at TCU,
at Houston-NIT (2006)



SUMMARY: A 2006 Freshman All-American, Plaisted led BYU in scoring and rebounding last season, receiving Mountain West Conference Freshman of the Year honors. The left-handed forward/center received a medical redshirt in 2004-05 due to injury. Long and athletic, Plaisted runs the floor well and has a soft shooting touch to 18 feet. He can play the four or five position and is a good shot-blocker and solid rebounder. A first-team 5A Texas all-state selection from San Antonio's Clark High, where he averaged 22 points, 10 rebounds, 2 blocks and 2 assists, he has a running vertical of 41 inches, can touch 12-foot-2 and has run a 4.6 40-yard dash on grass wearing tennis shoes.

FRESHMAN (2005-06): Received Freshman All-America Second Team honors from Scout.com ... one of only three freshmen nationally to earn all-district honors, being named to the USBWA District VIII Team ... named MWC Freshman of the Year and second-team All-MWC ... received MWC Player of the Week once and national freshman of the week recognition three times (Dick Vitale's Diaper Dandy, CBS.Sportsline's Fresh Face award, Rivals.com Freshman Player of the Week award) ... also named first-team All-Utah by the Deseret Morning News ... led the team in scoring with 13.6 ppg, eighth in the MWC, and rebounding at 6.9 rpg, fifth in the MWC ... was sixth among MWC players in field goal percentage (.522) ... scored in double figures in 25 of 29 games and led BYU in scoring in 10 games ... reached double-digit rebounds six times while posting six double-doubles and leading BYU in boards 13 times ... the Cougars were 19-6 when he scored in double figures and 1-3 when he did not ... posted the sixth double-double of his career with 18 points and 13 rebounds, both of which led BYU, at Houston in the NIT while adding 1 assist and a career-high 4 blocks in 36 minutes, tying his career best ... his 13 rebounds is tied for second all-time by a Cougar in an NIT game ... 4 of his 6 field goals were dunks, including 1 on the opening possession of the game and 2 in the final minute, bringing his season total to 33 ... scored 15 points while leading BYU with 6 rebounds and recording 1 assist in 35 minutes against Utah in the MWC Tournament ... made two straight buckets four minutes into the second half to spark a 13-5 BYU run during which Plaisted scored 11 points ... had a solid night against New Mexico with 10 points, 4 rebounds, 1 assist, 1 block and 1 steal in 27 minutes ... contributed 10 points, 5 rebounds and 1 assist in 29 minutes against Colorado State ... pulled down a career-high 18 rebounds at TCU, the most by a Cougar since Gary Trost recorded 18 on Dec. 19, 1991,

while leading BYU with 17 points, his fifth double-double of the year ... contributed across the board against San Diego State with 14 points, 7 rebounds, 2 assists and 1 steal in 29 minutes ... scored 12 points while adding 8 rebounds and 1 steal in 31 minutes at Wyoming ... recorded a career-best 4 assists in BYU's win over UNLV while totaling 16 points on 7-of-10 shooting and pulling down 12 rebounds for his second straight double-double and fourth overall ... recorded 12 points and 12 rebounds at Utah while adding 1 assist and 2 steals ... recorded career highs in blocks with 3 and minutes with 36 against Air Force while adding 21 points on 7-for-12 shooting and a game-high 9 rebounds, 7 of which came on the offensive glass ... recorded 3 dunks at New Mexico while scoring 13 points and adding 5 rebounds and 1 assist ... scored 15 points with 7 rebounds in BYU's win at Colorado State, while adding 3 assists and 3 steals against the Rams ... with the Cougars trailing by nine at CSU, he scored 8 points during a 15-4 BYU run that gave the Cougars the lead, including back-to-back dunks with a crowd-awing one-handed jam off a fast-break ally-oop pass from Austin Ainge ... had a career night against TCU with 22 points and 16 rebounds ... became the first player since Mike Hall (2004) to go 8-for-8 from the free-throw line ... scored 12 points at San Diego State while adding 6 rebounds and 2 assists ... led BYU with 17 points while contributing 8 rebounds against Wyoming, including 2 dunks ... scored in double figures with 12 points while leading BYU with 7 rebounds and dishing out 2 assists against Utah ... led BYU in scoring with 16 points against Tulsa, going 5-for-10 from the floor and 6-for-8 from the line with 2 blocks and 1 assist ... was perfect from the floor (5-for-5) totaling 11 points with 5 rebounds in 22 minutes vs. Eastern Washington to become the first Cougar to not miss while taking at least five shots in a game since Jake Shoff went 6-for-6 against Pepperdine on Jan. 1, 2003 ... led BYU in scoring with 15 points against Weber State while adding 5 rebounds and 1 assist in 24 minutes ... recorded the first BYU double-double of the season against Boise State with 19 points and a career-high 10 rebounds in 26 minutes of play while going 7-for-12 from the floor ... recorded 20 points with 9 rebounds, 1 assist and 1 block in 27 minutes at USC before fouling out ... made a career-high 8 field goals on 13 attempts ... scored 16 points on 6-of-9 field goals and 4-of-5 free throws while adding 7 rebounds and 2 blocks in 25 minutes vs. Lamar in the Delta Center ... scored a team-leading 13 points while adding 4 rebounds, 2 blocks and 1 assist in 21 minutes vs. SUU ... started and scored 10 points while adding 1 rebound, 1 assist and 2 steals at Washington

TRENT PLAISTED CAREER TOTALS

Game-by-game Plaisted statistics on page 42

YEAR	GP	GS	MIN	AVG	FG	FGA	PCT	3FG	3FGA	3PCT	FT	FTA	PCT	OFF	DEF	TOT	AVG	PF	FO	A	AVG	TO	BLK	STL	PTS	AVG
*2004-05	5	0	44	8.8	0	3	.000	0	0	.000	3	6	.500	2	6	8	1.6	2	0	1	0.2	2	0	0	3	0.6
2005-06	29	29	819	28.2	144	276	.522	0	0	.000	106	172	.616	70	129	199	6.9	105	6	28	1.0	71	27	12	394	13.6
Total	34	29	863	25.4	144	279	.516	0	0	.000	109	178	.612	72	135	297	6.1	107	6	29	0.9	73	27	12	397	11.7

*medical redshirt

State ... making his first-ever start vs. LMU, the redshirt freshman shot 75 percent (6-for-8) from the field and went 5-of-6 from the line (83.3 percent) to score 17 points while adding 4 rebounds and 1 steal ... made an immediate impact in first start, making his first 5 shots and scoring 12 points in the game's first 11 minutes.

REDSHIRT (2004-05): Received a medical redshirt, appearing in five games before having his season shortened due to injury.

CLARK HIGH SCHOOL: First-team 5A Texas All-State selection from San Antonio's Clark High ... earning a top-10 player ranking, he was a McDonald's All-America nominee ... averaged 22 points, 10 rebounds, 2 blocks and 2 assists as his team achieved a 27-10 record his senior season ... was district and city MVP ... career high in points was 43 ... led Clark High School to the 2003 District 28-5A title and regional quarterfinals in Texas' largest classification as a junior ... averaged 12.5 points and 5.5 rebounds as the only junior named to the All-District 28 First Team while helping his team achieve a 31-7 record ... earned MVP honors at numerous tournaments and averaged 18 points and 10 rebounds during his summer 2003 AAU season playing for the San Antonio Bulls where he was given the opportunity to play more on the perimeter ... entered his senior season rated the No. 10 player in Texas after impressing at the Texas Elite Camp and making a national name for himself at the 2003 Kingwood Classic in Houston.

PERSONAL: Parents are John and Sherry Plaisted ... is the youngest of five children with three sisters and one brother ... among schools recruiting Plaisted were Florida State, Stanford, Kansas, Oklahoma State, Washington State, Texas A&M, Utah, Arkansas, New Mexico, Texas Tech and Vanderbilt ... pre-business management major.

VUK IVANOVIC



CENTER/FORWARD

JUNIOR • 6-10 • 250

PANCEVO, SERBIA

(SETON HILL)

10



SUMMARY: Vuk Ivanovic is a 6-foot-10 forward/center from Pancevo, near Belgrade, Serbia who sat out the 2005-06 season due to transfer rules. A skilled big man, he practiced with the team as a redshirt junior last season and has two years of eligibility remaining.

REDSHIRT (2005-06): Sat out in 2005-06 after transferring from Seton Hill.

BEFORE BYU (SETON HILL): Earned All-American Mideast Conference Honorable Mention recognition last season while averaging 8.9 points and 5 rebounds and shooting 56 percent from the floor ... helped Seton Hill, an NAIA school in Greensburg, Pa., achieve a 20-8 record and 10-4 conference mark and advance to the AMC Championship game in only the program's second year of existence ... career high of 29 points ... named to the Dean's List in 2004.

UROS PREDIC HIGH SCHOOL: Led his team to the state and regional championships his senior year, earning state MVP honors (national championships cancelled due to financial instability) ... received straight A's all four years ... also played for the Red Star national basketball team in Serbia and Montenegro.

PERSONAL: Parents are Branislav and Bojana Matorkic Ivanovic ... has one brother Stefan ... father played professional basketball in Serbia and Montenegro and mother played professional handball and was a long jumper ... started playing basketball with his dad when he was 10 years old ... sports hero is Michael Schumacher ... enjoys Formula 1 Racing, chess, ping-pong and playing the piano ... recruited by USC, Pepperdine, Southern Mississippi and Colgate ... genetics and biotechnology major.



BEN MURDOCK



GUARD

JUNIOR • 6-2 • 185

BOUNTIFUL, UTAH
(DIXIE STATE)

24

SUMMARY: A transfer from Dixie State College where he earned second-team All-Scenic West Athletic Conference and NJCAA Region 18 honors, Murdock is a good ballhandler who can drive the lane and create offensively with his quickness. His excellent range and solid perimeter shooting should make him a key contributor for the Cougars this year.

BEFORE BYU (DIXIE STATE COLLEGE): Earned second-team All-Scenic West Athletic Conference and NJCAA Region 18 honors after averaging 11.7 points, 3.3 rebounds and 4.4 assists per game ... started all 33 games for the Rebels, who went 21-12 overall and earned a third-place SWAC finish at 10-8 ... led his team in assists, three-pointers made (53), free-throw percentage (.836), steals (1.2), minutes (29.9) and assist/turnover ratio (2.1) while ranking second in scoring ... also led the league in free-throw efficiency and ranked second in minutes, third in assists, fourth in assist/turnover ratio and seventh in steals ... recorded season highs of 28 points, 9 rebounds and 10 assists ... led the team in scoring seven times, assists 16 times and steals 11 times ... helped the Rebels advance to the Region 18 Tournament finals, earning All-Tournament Team honors ... selected team captain and Most Valuable Player ... again coached by Jon Judkins, brother of BYU women's basketball head coach Jeff Judkins ... named to the Dean's List in 2005-06.

(SNOW COLLEGE): Played in 32 games with 31 starts at Snow College, averaging 8.8 points (fourth on the team) and 3.3 rebounds per game ... shot .485 from the field ... led

the team with 138 assists while averaging 4.3 apg and a 2.1 assist/turnover ratio ... ranked fourth in the Scenic West Athletic Conference in assists and fifth in assist/turnover ratio while helping the Badgers lead the SWAC in field-goal percentage, assists and assist/turnover ratio ... also ranked eighth in the league in steals per game (1.81) ... led the team in scoring twice and assists 14 times ... posted game-highs of 20 points and 9 assists ... helped the Badgers post a 25-7 overall record and a third-place finish in the SWAC with a 13-5 mark ... coached by Jon Judkins, brother of BYU women's basketball head coach Jeff Judkins ... named to the Dean's List in 2004-05.

BOUNTIFUL HIGH SCHOOL: Lettered in basketball, football and soccer ... named second-team all-state as a senior while leading his team to the Region 5 Championship ... also named all-region in football and all-state in soccer ... received the Bountiful High Best All-Around Athlete award as a senior ... graduated with honors and received the Bountiful High Student-Athlete award.

PERSONAL: Parents are J. Blake and Julie Murdock ... has two brothers and seven sisters ... enjoys golfing in his spare time ... served a mission for The Church of Jesus Christ of Latter-day Saints to Honolulu, Hawai'i ... wife Mindy ... recruited by Weber State ... business major.



GAVIN MACGREGOR

FORWARD/CENTER

SOPHOMORE • 6-9 • 235
RIDGECREST, CALIF.
(BURROUGHS H.S.)

50

SUMMARY: Gavin MacGregor gives the Cougars added depth and size in the post. A shot-blocking presence inside, the 6-foot-9 sophomore last played at Burroughs High School in Ridgecrest, Calif., in 2002, where he achieved career highs of 25 points, 26 rebounds and nine blocked shots. He served a Church two-year mission from 2003-2005.

PERSONAL: Parents are Tavish and Charisse MacGregor ... brother Nathan played basketball at Notre Dame de Namur ... served a mission for The Church of Jesus Christ of Latter-day Saints to Belgium and the Netherlands from 2003-2005 ... plays the piano and the trombone ... business management major.

BURROUGHS HIGH SCHOOL: Team MVP as a senior and Most Improved as junior ... named first-team All-Desert Sky League and first-team All-CIF Southern Section Division III-A ... achieved career-highs of 25 points, 26 rebounds and nine blocks ... holds the school record for rebounds in a single game (26) and for blocks in a season ... helped his team win the Desert Sky League as both a junior and a senior ... coached by Robert Campbell ... received the outstanding student-athlete award as a senior ... earned Golden State Exam High Honors in math ... also involved in jazz band and marching band.



JORDAN CAMERON

GUARD/FORWARD

FRESHMAN • 6-5 • 220
NEWBURY PARK, CALIF.
(NEWBURY PARK H.S.)

5

SUMMARY: Jordan Cameron will compete for playing time on the wing as a freshman. He is an athletic player known for his toughness and aggressive style of play. The McDonald's High School All-America nominee averaged 21.1 points per game as a senior at Newbury Park High School in California, earning Ventura County MVP honors and first-team all-state recognition.

18.6 ppg, 6.6 rpg, 2.5 apg, 2.1 spg and 0.9 bpg as a junior ... scored 20 or more points 13 times, including a 34-point outing against South ... earned first-team All-Marmonte League, second-team All-Ventura County and first-team All-North Los Angeles Region accolades as a junior ... coached by Steve Johnson ... also earned all-league honors in football as a junior and a senior and played volleyball at NPHS.

NEWBURY PARK HIGH SCHOOL: McDonald's High School All-America nominee ... averaged 21.1 points, 7.3 rebounds, 3.1 assists, 3.0 steals and 0.8 blocks per game as a senior while shooting 46 percent from the field ... Marmonte League and Ventura County Basketball Coaches Association Player of the Year his senior year while ranking second in the league with 465 points and 66 steals ... also selected Division III first-team all-state ... named first-team Ventura County Star ... was among the county leaders in five categories ... scored 25 or more points nine times as a senior, including a career-best 37 points against Templeton ... honored as one of the top 16 players at the invitation-only West Coast All-Star Camp ... averaged

PERSONAL: Parents are Stan and Cathy Cameron ... has one brother and two sisters ... sister Brynn is on the USC basketball team and was named a 2005 Freshman All-American ... brother Colby plays football at NPHS ... grandfather Jack Cravens played basketball and baseball at BYU (1957-59) ... hobbies include surfing and playing volleyball and football ... enjoys eating tacos from Jack in the Box ... also recruited by Utah, Utah State, New Mexico, USC, UCSB, Long Beach State, Harvard, Yale and Davidson.



JONATHAN TAVERNARI

SUMMARY: Jonathan Tavernari will compete for playing time on the wing as a freshman. The 6-foot-6 swingman is a skilled perimeter player with great physical presence. The Brazilian native has deep range and an excellent shooting touch, leading the state of Nevada in scoring as a senior at Bishop Gorman High School last year at 23.1 points per game.

BISHOP GORMAN HIGH SCHOOL: Averaged 23.1 points per game, leading the state of Nevada, and 10.2 rebounds per game as a senior at Bishop Gorman High School ... joined the team in mid-December after being forced to sit out the first five games due to eligibility concerns ... led his team to the Sunset Southwest Division (11-1 record) and Sunset Las Vegas Zone titles while advancing to the semifinals of the Nevada State Tournament with a 28-5 overall record ... McDonald's High School All-America nominee ... named second-team all-state by the Las Vegas Review-Journal and the Reno-Gazette Journal ... also named a Review-Journal third-team All-Star ... named All-Tournament at both the Maldonado Tournament and the

Energy Classic ... topped the 20-point mark 16 times during the season, including five games over 30 points and a career-high 42 points against Spring Valley ... scored 32 points in the Sunset Regional championship game while hitting nine free throws in the final 1:19 to seal the victory ... played teammate Luiz de Toledo and Modesto Christian High School at the Memorial Classic, winning 71-50 ... coached by Grant Rice ... played at Timpview High School his junior year before transferring to Bishop Gorman ... named second-team Region 6 by the coaches and second-team All-Valley by the Deseret Morning News while at Timpview ... averaged almost 13 ppg ... earned High Honor Roll in both semesters of his senior year.

PERSONAL: Parents are Roberto and Thelma Tavernari ... got started playing basketball with his Mom, who is a basketball coach in Brazil ... enjoys cooking, playing with his Sidekick and text messaging friends ... also recruited by Pittsburgh, Virginia Tech, Washington State, Washington, Oregon State, Montana and Mississippi State.



GUARD/FORWARD

FRESHMAN • 6-6 • 215
SAO BERNARDO, BRAZIL
(BISHOP GORMAN H.S.)

45

BROCK ZYLSTRA

SUMMARY: Brock Zylstra is part of a competitive group of young wing players on the Cougar roster. The freshman has good size and is a proven all-around player out of Bonita High School in La Verne, Calif., where he averaged 22 points, 12 rebounds three steals and one block as a senior while earning his second Miramonte League MVP award.

BONITA HIGH SCHOOL: Averaged 22 points, 12 rebounds, three steals and one block per game as a senior at Bonita HS ... named first-team All-CIF as both a junior and a senior ... selected as the Most Valuable Player of the Miramonte League for the second year in a row and the league Player of the Year by the San Gabriel Valley Tribune in addition to being named first-team All-League by the Inland Valley Daily Bulletin as a senior ... also named the team MVP and school Athlete of the Year after breaking school records in scoring, three-pointers made and steals ... jersey retired following the 2005-06 season ... Miramonte League MVP as a junior ... also earned first-team

All-San Gabriel Valley (Tribune) and second-team All-Inland Valley (Daily Bulletin) recognition ... multiple tournament MVP and all-tournament citations ... coached by Greg Eckler ... also named all-league twice in golf ... active in choir, Boy's Athletic Association and Letterman's Club ... named to the Principal's Honor Roll all four years ... received the Order of Merit for students above a 4.0 GPA and the President's Award for Educational Excellence ... Exemplary and Life member of the California Scholastic Federation.

PERSONAL: Parents are Dave and Maxine Zylstra ... dad played football and basketball in college ... began playing basketball at the age of five ... enjoys golf ... sports hero is Tiger Woods because no athlete in recent memory has dominated a sport like he has ... recruited by Yale, Harvard, UC Davis, UC Irvine, UC Santa Barbara and Dartmouth ... business management major.



GUARD/FORWARD

FRESHMAN • 6-6 • 205
LA VERNE, CALIF.
(BONITA H.S.)

31



Colorado State	01/17/03	10	2	3	.667	1	2	.500	1	2	.500	0	0	0	0.3	2	0	2	1	0	0	6	2.0	
Wyoming	01/19/04	1	0	0	.000	0	0	.000	0	0	.000	0	0	0	0.2	0	0	1	0	0	0	0	1.6	
at Air Force	01/24/04	10	0	1	.000	0	1	.000	0	0	.000	0	0	0	0.2	2	0	0	1	0	0	0	1.3	
at New Mexico	01/26/04	DNP - coach's decision																						
at Utah	01/31/04	DNP - coach's decision																						
UNLV	02/07/04	DNP - coach's decision																						
San Diego State	02/09/04	4	1	2	.500	0	1	.000	0	0	.000	0	2	2	0.4	0	0	1	2	0	0	2	1.4	
at Wyoming	02/14/04	DNP - coach's decision																						
at Colorado State	02/16/04	DNP - coach's decision																						
New Mexico	02/21/04	6	0	0	.000	0	0	.000	0	0	.000	0	0	0	0.4	0	0	1	2	1	0	0	1.3	
Air Force	02/23/04	DNP - coach's decision																						
Utah	03/01/04	DNP - coach's decision																						
at UNLV	03/06/04	DNP - coach's decision																						
vs. Wyoming	03/11/04	DNP - coach's decision																						
vs. Utah	03/12/04	DNP - coach's decision																						
vs. Syracuse	03/18/04	DNP - coach's decision																						
Totals		0	36	4	8	.500	1	4	.250	1	2	.500	0	3	3	0.4	6	0	6	6	1	0	10	1.3

AINGE VS. THE MOUNTAIN WEST CONFERENCE

TEAM	GP	GS	MIN	AVG	FG	FGA	PCT	3FG	FGA	PCT	FT	FTA	PCT	OFF	DEF	TOT	AVG	PF	FO	A	TO	BLK	STL	PTS	AVG	W-L
Air Force	5	2	79	15.8	6	18	.333	3	10	.300	4	4	1.000	2	9	11	2.2	4	0	8	10	0	0	19	3.8	1-4
Colorado State	5	2	112	22.4	17	38	.447	9	20	.450	9	12	.750	5	7	12	2.4	11	0	20	11	1	4	52	10.4	4-1
New Mexico	6	3	111	18.5	5	22	.227	3	14	.214	1	2	.500	0	12	12	2.4	8	0	21	12	1	5	14	2.3	4-2
San Diego State	5	3	110	22.0	15	30	.500	4	14	.286	1	3	.333	1	12	13	2.6	3	0	13	12	0	7	35	7.0	2-3
TCU	2	1	30	15.0	1	6	.167	1	4	.250	2	2	1.000	0	2	2	1.0	1	0	8	5	0	2	5	2.5	2-0
UNLV	4	2	102	25.5	10	19	.526	5	11	.455	11	16	.688	0	9	9	2.3	8	0	15	8	0	1	36	9.0	2-2
Utah	5	2	96	19.2	14	28	.500	1	8	.125	8	10	.800	2	5	7	1.4	8	1	13	8	1	3	37	7.4	1-4
Wyoming	5	3	110	22.0	8	28	.286	4	16	.250	4	5	.800	1	10	11	2.8	7	0	11	13	0	6	24	4.8	3-2
Totals	36	18	740	20.5	74	187	.396	30	97	.309	39	53	.736	11	65	76	2.1	49	1	108	79	3	28	217	6.0	19-17

AINGE IN THE CONFERENCE TOURNAMENT

YEAR	GP	GS	MIN	AVG	FG	FGA	PCT	3FG	FGA	PCT	FT	FTA	PCT	OFF	DEF	TOT	AVG	PF	FO	A	TO	BLK	STL	PTS	AVG	W-L
2005	1	1	28	28.0	2	6	.333	1	4	.250	0	0	.000	0	5	5	5.0	1	0	7	1	0	1	5	5.0	0-1
2006	1	0	10	10.0	2	2	1.000	0	0	.000	1	1	1.000	0	1	1	1.0	1	0	1	0	0	0	5	5.0	0-1
Totals	2	1	38	19.0	4	8	.500	1	4	.250	1	1	1.000	0	6	6	3.0	2	0	8	1	0	1	10	5.0	0-2

AINGE IN THE NIT

YEAR	GP	GS	MIN	AVG	FG	FGA	PCT	3FG	FGA	PCT	FT	FTA	PCT	OFF	DEF	TOT	AVG	PF	FO	A	TO	BLK	STL	PTS	AVG	W-L
2006	1	0	14	14.0	1	1	1.000	1	1	1.000	0	0	.000	0	3	3	3.0	0	0	2	7	0	0	3	3.0	0-1
Totals	1	0	14	14.0	1	1	1.000	1	1	1.000	0	0	.000	0	3	3	3.0	0	0	2	7	0	0	3	3.0	0-1

JIMMY BALDERSON CAREER STATISTICS

BALDERSON 2005-06 GAME-BY-GAME

OPPONENT	DATE	GS	MIN	FG	FGA	PCT	3FG	FGA	PCT	FT	FTA	PCT	OFF	DEF	TOT	AVG	PF	FO	A	TO	BLK	STL	PTS	AVG	
Loyola Marymount	11/18/05	*	23	6	13	.462	1	4	.250	5	6	.833	2	5	7	7.0	5	1	2	3	1	0	18	18.0	
at Washington State	11/22/05	*	28	4	9	.444	1	4	.250	3	4	.750	1	3	4	5.5	3	0	1	2	0	1	12	15.0	
Southern Utah	11/26/05	*	20	1	2	.500	0	1	.000	1	2	.500	0	2	2	4.3	2	0	3	2	0	1	3	11.0	
vs Lamar	11/30/05	*	22	7	10	.700	2	3	.667	5	5	1.000	1	1	2	3.8	1	0	1	1	0	1	21	13.5	
at USC	12/03/05	*	32	4	12	.333	1	6	.167	4	6	.667	2	4	6	4.2	4	0	1	2	0	0	13	13.4	
Boise State	12/07/05	*	29	4	11	.364	0	4	.000	2	4	.500	1	2	3	4.0	3	0	4	3	0	1	10	12.8	
Northern Kentucky	12/10/05	*	11	1	2	.500	0	1	.000	0	2	.000	0	1	1	3.6	2	0	0	1	0	1	2	11.3	
Weber State	12/17/05	*	17	1	3	.333	0	2	.000	1	2	.500	1	4	5	3.8	2	0	2	0	0	0	3	10.3	
at Utah State	12/22/05	*	5	0	2	.000	0	2	.000	0	0	.000	0	1	1	3.4	2	0	0	0	0	0	0	9.1	
Eastern Washington	12/27/05	*	18	4	6	.667	3	4	.750	0	0	.000	1	4	5	3.6	1	0	1	1	1	2	11	9.3	
Tulsa	12/30/05	*	17	2	6	.333	1	2	.500	2	2	1.000	0	2	2	3.5	2	0	2	1	0	1	7	9.1	
at Air Force	01/05/06	*	8	0	3	.000	0	2	.000	0	0	.000	0	1	1	3.3	1	0	0	1	0	0	0	8.3	
Utah	01/07/06	*	9	2	2	1.000	0	0	.000	1	1	1.000	2	0	2	3.2	0	0	0	0	0	0	5	8.1	
at UNLV	01/11/06	*	10	2	4	.500	1	3	.333	1	1	1.000	0	0	0	2.9	2	0	0	0	0	0	6	7.9	
Wyoming	01/18/06	*	19	1	4	.250	0	1	.000	2	2	1.000	4	1	5	3.1	3	0	3	0	0	1	4	7.7	
at San Diego State	01/21/06	*	14	1	6	.167	0	2	.000	2	2	1.000	3	1	4	3.1	0	0	2	2	0	1	4	7.4	
TCU	01/25/06	*	26	3	7	.429	1	3	.333	3	4	.750	1	2	3	3.1	3	0	2	0	0	0	2	10	7.6
at Colorado State	01/28/06	*	35	8	12	.667	1	2	.500	7	8	.875	0	4	4	3.2	1	0	2	2	0	2	24	8.5	
at New Mexico	02/01/06	*	28	4	9	.444	2	6	.333	4	4	1.000	0	1	1	3.1	2	0	4	0	0	1	14	8.8	
Air Force	02/04/06	*	30	6	11	.545	2	5	.400	3	3	1.000	0	3	3	3.1	2	0	0	1	0	0	17	9.2	
at Utah	02/08/06	*	23	2	5	.400	1	3	.333	0	1	.000	2	1	3	3.0	3	0	1	2	0	0	5	9.0	
UNLV	02/11/06	*	25	6	14	.429	2	5	.400	2	2	1.000	4	2	6	3.2	2	0	2	4	0	4	16	9.3	
at Wyoming	02/18/06	*	25	3	9	.333	2	4	.500	3	4	.750	2	2	4	3.2	5	1	0	3	0	1	11	9.4	
San Diego State	02/22/06	*	31	5	8	.625	2	2	1.000	5	7	.714	2	4	6	3.3	3	0	4	0	1	0	17	9.7	
at TCU	02/25/06	*	19	4	4	1.000	2	2	1.000	1	2	.500	0	0	0	3.2	3	0	0	0	0	2	11	9.8	
Colorado State	03/01/06	*	23	4	9	.444	2	2	1.000	2	2	1.000	2	1	3	3.2	3	0	1	0	0	0	12	9.8	
New Mexico	03/04/06	*	29	6	8	.750	2	3	.667	7	7	1.000	3	5	8	3.4	2	0	2	0	0	1	21	10.3	
vs Utah	03/09/06	*	28	3	6	.500	2	4	.500	5	6	.833	0	2	2	3.3	4	0	3	1	1	3	13	10.4	
at Houston	03/15/06	*	30	3	9	.333	1	4	.250	0	0	.000	1	2	3	3.3	5	1	0	2	0	1	7	10.2	
Totals			10	634	97	206	.471	32	86	.372	71	89	.798	35	61	96	3.3	71	3	43	34	4	27	297	10.2

BALDERSON 2004-05 GAME-BY-GAME

OPPONENT	DATE	GS	MIN	FG	FGA	PCT	3FG	FGA	PCT	FT	FTA	PCT	OFF	DEF	TOT	AVG	PF	FO	A	TO	BLK	STL	PTS	AVG
vs. North Carolina	11/22/04	DNP - planned redshirt																						
vs. Stanford	11/23/04	DNP - planned redshirt																						
vs. Chaminade	11/24/04	DNP - planned redshirt																						
California	11/27/04	DNP - planned redshirt																						
at Utah State	12/01/04	11	2	4	.500	1	3	.333	1	2	.500	0	0	0	0.0	0	0	0	1	0	0	6	6.0	
at USC	12/04/04	25	6	12	.500	5	8	.625	5	7	.714	0	1	1	0.5	3	0	4	2	0	0	22	14.0	



Boise State	12/08/04	*	18	1	6	.167	1	4	.250	0	0	.000	0	2	2	1.0	0	0	1	0	0	0	3	10.3	
vs. Washington State	12/11/04	*	15	0	4	.000	0	3	.000	0	0	.000	0	0	0	0.8	0	0	0	2	0	0	0	7.8	
Utah State	12/18/04	*	10	1	5	.200	0	2	.000	0	0	.000	0	0	0	0.6	4	0	1	1	0	0	2	6.6	
North Carolina State	12/21/04	DNP - coach's decision																							
at Weber State	12/23/04		0	0	0	.000	0	0	.000	0	0	.000	0	1	1	0.7	0	0	0	0	0	0	0	5.5	
Southern Utah	12/28/04		14	4	5	.800	1	1	1.000	2	2	1.000	0	0	0.6	2	0	2	1	0	0	1	11	6.3	
Santa Clara	12/31/04		6	0	3	.000	0	1	.000	0	0	.000	0	1	1	0.6	0	0	0	0	0	0	0	5.5	
at Saint Mary's (Calif.)	01/04/05		6	0	2	.000	0	0	.000	0	0	.000	0	0	0	0.8	0	0	1	1	0	0	0	2.5	
San Diego State	01/08/05		6	1	2	.500	0	1	.000	0	0	.000	0	1	1	0.6	0	0	2	0	0	0	2	5.1	
Montana State-Billings	01/11/05		16	3	3	1.000	0	0	.000	3	6	.500	0	3	3	0.8	0	0	2	2	0	1	9	5.5	
at Colorado State	01/15/05		4	0	4	.000	0	3	.000	0	0	.000	0	0	0	0.8	1	0	0	0	0	1	0	5.0	
at Wyoming	01/17/05	*	23	2	4	.500	1	2	.500	4	6	.667	0	4	4	1.0	4	0	0	0	0	0	9	5.3	
Air Force	01/22/05	*	29	2	5	.400	1	1	1.000	0	0	.000	0	2	2	1.1	1	0	2	1	0	0	5	5.3	
New Mexico	01/24/05	*	11	0	4	.000	0	2	.000	0	0	.000	0	3	3	1.2	1	0	0	2	0	0	0	4.9	
Utah	01/31/05	*	20	4	6	.667	3	4	.750	2	4	.500	1	1	2	1.3	3	0	0	1	0	1	13	5.4	
at UNLV	02/05/05	*	37	7	15	.467	5	9	.556	4	6	.667	2	5	7	1.6	1	0	3	3	0	0	23	6.5	
at San Diego State	02/07/05	*	33	4	9	.444	4	7	.571	2	5	.400	0	1	1	1.6	5	1	1	4	0	0	14	6.9	
Wyoming	02/12/05	*	28	4	7	.571	3	5	.600	0	0	.000	4	3	7	1.8	5	1	0	4	0	3	11	7.1	
Colorado State	02/14/05	*	33	3	8	.375	2	5	.400	0	0	.000	0	4	4	2.0	1	0	0	1	0	0	8	7.2	
at New Mexico	02/19/05	*	13	0	2	.000	0	2	.000	1	2	.500	0	2	2	2.0	2	0	0	4	0	0	1	6.9	
at Air Force	02/21/05	*	26	1	8	.125	1	4	.250	0	0	.000	1	3	4	2.0	1	0	0	0	0	0	3	6.7	
at Utah	02/26/05	*	24	3	4	.750	2	3	.667	0	0	.000	0	4	4	2.1	5	1	1	1	0	2	8	6.7	
UNLV	03/05/05	*	27	3	8	.375	2	7	.286	0	0	.000	2	3	5	2.3	1	0	2	4	0	1	8	6.8	
vs. New Mexico	03/10/05	*	22	2	6	.333	1	3	.333	0	0	.000	0	3	3	2.3	1	0	0	1	2	0	5	6.7	
Totals			16	458	54	136	.397	34	81	.420	26	42	.619	10	47	57	2.3	42	3	19	37	2	10	168	6.7

BALDERSON 2001-02 GAME-BY-GAME

OPPONENT	DATE	GS	MIN	FG	FGA	PCT	3FG	FGA	PCT	FT	FTA	PCT	OFF	DEF	TOT	AVG	PF	FO	A	TO	BLK	STL	PTS	AVG	
at University of San Diego	11/17/01		10	1	2	.500	0	0	.000	1	2	.500	1	4	5	5.0	2	0	0	2	0	1	3	3.0	
at UC Santa Barbara	11/28/01		1	0	0	.000	0	0	.000	0	0	.000	0	0	0	2.5	0	0	1	0	0	0	0	1.5	
at Utah State	12/01/01		9	0	2	.000	0	2	.000	1	2	.500	0	0	0	1.7	0	0	0	0	0	0	0	1.3	
Weber State	12/05/01		13	2	4	.500	0	1	.000	2	2	1.000	1	1	2	1.8	1	0	2	2	0	1	6	2.5	
Fort Lewis College	12/12/01		22	8	10	.800	1	3	.333	2	4	.500	1	6	7	2.8	1	0	0	2	0	3	19	5.8	
Idaho	12/15/01		7	1	2	.500	1	2	.500	0	0	.000	0	1	1	2.5	0	0	0	0	0	0	3	5.3	
Cal State Northridge	12/27/01		5	0	0	.000	0	0	.000	0	0	.000	0	0	0	2.1	1	0	0	0	0	0	0	4.6	
Southern Utah	12/29/01		13	4	6	.667	2	4	.500	1	2	.500	1	1	2	2.1	1	0	2	2	0	0	11	5.4	
San Francisco	01/02/02		2	0	1	.000	0	1	.000	2	2	1.000	0	0	0	1.9	0	0	0	0	0	0	2	5.0	
at Pepperdine	01/05/02		1	1	1	1.000	1	1	1.000	0	0	.000	0	0	0	1.7	1	0	0	0	0	0	3	4.8	
San Diego State	01/12/02		1	0	0	.000	0	0	.000	0	0	.000	0	0	0	1.5	0	0	0	0	0	0	0	4.4	
UNLV	01/15/02		1	0	0	.000	0	0	.000	0	0	.000	0	0	0	1.4	0	0	0	0	0	0	0	4.0	
at New Mexico	01/19/02		7	1	3	.333	0	1	.000	0	0	.000	0	1	1	1.4	1	0	0	0	0	0	2	3.8	
at Air Force	01/21/02		23	4	9	.444	2	6	.333	4	4	1.000	2	4	6	1.7	1	0	1	3	0	1	14	4.6	
at Utah	01/28/02		16	2	6	.333	1	2	.500	0	0	.000	1	1	2	1.7	5	1	0	0	0	1	5	4.6	
Wyoming	02/02/02		5	2	3	.667	1	2	.500	1	1	1.000	0	0	0	1.6	1	0	0	0	0	0	6	4.7	
Colorado State	02/04/02		4	0	1	.000	0	0	.000	0	0	.000	1	1	2	1.6	0	0	0	1	0	0	0	4.4	
at UNLV	02/09/02		6	0	2	.000	0	2	.000	4	4	1.000	0	2	2	1.7	1	0	1	0	0	0	4	4.4	
at San Diego State	02/11/02		7	2	2	1.000	0	0	.000	4	5	.800	0	0	0	1.6	0	0	1	0	0	0	8	4.6	
New Mexico	02/16/02		6	1	3	.333	0	1	.000	0	0	.000	0	1	1	1.6	1	0	0	1	0	0	2	4.5	
Air Force	02/18/02		15	2	4	.500	1	2	.500	0	2	.000	0	0	0	1.5	1	0	1	0	0	1	5	4.5	
Utah	02/23/02		9	1	3	.333	0	1	.000	0	1	.000	0	1	1	1.5	2	0	0	0	0	0	2	4.4	
at Wyoming	02/28/02		7	0	2	.000	0	2	.000	0	0	.000	0	1	1	1.4	0	0	1	0	1	0	0	4.2	
at Colorado State	03/02/02		9	1	2	.500	0	0	.000	0	1	.000	1	1	2	1.5	0	0	0	1	0	1	2	4.1	
vs. San Diego State	03/07/02		12	1	4	.250	0	1	.000	0	0	.000	2	1	3	1.5	1	0	1	1	0	0	2	4.0	
U.C. Irvine	03/14/02		10	3	3	1.000	1	1	1.000	0	1	.000	0	1	1	1.5	0	0	1	0	0	0	7	4.1	
at Memphis	03/20/02		8	0	1	.000	0	1	.000	1	2	.500	0	2	2	1.5	0	0	0	0	0	0	1	4.0	
Totals			0	229	37	76	.487	11	36	.306	23	35	.657	11	30	41	1.5	21	1	12	15	1	9	108	4.0

BALDERSON VS. THE MOUNTAIN WEST CONFERENCE

TEAM	GP	GS	MIN	AVG	FG	FGA	PCT	3FG	FGA	PCT	FT	FTA	PCT	OFF	DEF	TOT	AVG	PF	FO	A	TO	BLK	STL	PTS	AVG	W-L
Air Force	6	2	131	21.8	15	40	.375	7	20	.350	7	9	.777	3	13	16	2.6	7	0	4	6	0	2	44	5.4	2-4
Colorado State	6	1	108	18.0	16	36	.444	5	12	.417	9	11	.818	4	11	15	2.5	6	0	3	5	0	4	46	7.7	4-2
New Mexico	7	3	116	16.6	14	35	.400	5	18	.278	12	13	.923	3	16	19	2.7	10	0	6	8	2	2	45	6.4	4-3
San Diego State	6	1	104	17.3	14	31	.452	6	13	.462	13	19	.684	7	8	15	2.5	9	1	9	9	1	1	47	7.8	2-4
TCU	2	1	45	22.5	7	11	.636	3	5	.600	4	6	.667	1	2	3	1.5	6	0	2	0	0	4	21	10.5	2-0
UNLV	6	2	106	17.7	18	43	.419	10	23	.435	2	13	.154	8	12	20	3.3	7	0	8	11	0	5	57	9.5	3-3
Utah	7	2	129	18.4	17	32	.531	9	17	.529	8	13	.615	6	10	16	2.3	26	2	8	6	1	7	51	7.3	2-5
Wyoming	6	2	107	17.8	12	29	.414	7	16	.438	10	13	.769	10	11	21	3.5	18	2	4	7	1	5	41	6.8	3-3
Totals	45	14	818	18.2	110	251	.438	50	120	.417	60	91	.659	42	81	123	2.7	144	5	38	50	4	27	339	7.5	22-23

BALDERSON IN THE CONFERENCE TOURNAMENT

YEAR	GP	GS	MIN	AVG	FG	FGA	PCT	3FG	FGA	PCT	FT	FTA	PCT	OFF	DEF	TOT	AVG	PF	FO	A	TO	BLK	STL	PTS	AVG	W-L
2002	1	0	12	12.0	1	4	.250	0	1	.000	0	0	.000	2	1	3	3.0	1	0	1	1	0	0	2	2.0	0-1
2005	1	1	22	22.0	2	6	.333	1	3	.333	0	0	.000	0	3	3	3.0	1	0	0	1	2	0	5	5.0	0-1
2006	1	0	28	28.0	3	6	.500	2	4	.500	5	6	.833	0	2	2	2.0	4	0	3	1	1	3			



RASHAUN BROADUS CAREER STATISTICS

BROADUS 2005-06 GAME-BY-GAME

Table with columns: OPPONENT, DATE, GS, MIN, FG, FGA, PCT, 3FG, FGA, PCT, FT, FTA, PCT, OFF, DEF, TOT, AVG, PF, FO, A, TO, BLK, STL, PTS, AVG. Lists game-by-game performance for Rashaun Broadus.

BROADUS VS. THE MOUNTAIN WEST CONFERENCE

Table with columns: TEAM, GP, GS, MIN, AVG, FG, FGA, PCT, 3FG, FGA, PCT, FT, FTA, PCT, OFF, DEF, TOT, AVG, PF, FO, A, TO, BLK, STL, PTS, AVG, W-L. Shows aggregate stats for Mountain West conference games.

BROADUS IN THE CONFERENCE TOURNAMENT

Table with columns: YEAR, GP, GS, MIN, AVG, FG, FGA, PCT, 3FG, FGA, PCT, FT, FTA, PCT, OFF, DEF, TOT, AVG, PF, FO, A, TO, BLK, STL, PTS, AVG, W-L. Shows tournament performance.

BROADUS IN THE NIT

Table with columns: YEAR, GP, GS, MIN, AVG, FG, FGA, PCT, 3FG, FGA, PCT, FT, FTA, PCT, OFF, DEF, TOT, AVG, PF, FO, A, TO, BLK, STL, PTS, AVG, W-L. Shows NIT performance.

FERNANDO MALAMAN CAREER STATISTICS

MALAMAN 2005-06 GAME-BY-GAME

Table with columns: OPPONENT, DATE, GS, MIN, FG, FGA, PCT, 3FG, FGA, PCT, FT, FTA, PCT, OFF, DEF, TOT, AVG, PF, FO, A, TO, BLK, STL, PTS, AVG. Lists game-by-game performance for Fernando Malaman.



San Diego State	02/22/06	20	4	7	.571	1	3	.333	1	2	.500	0	4	4	3.8	2	0	1	1	0	0	10	7.3	
at TCU	02/25/06	14	1	3	.333	0	0	.000	0	0	.000	1	1	2	3.7	2	0	0	0	1	1	2	7.1	
Colorado State	03/01/06	31	4	9	.444	1	3	.333	2	2	1.000	2	2	4	3.7	3	0	2	2	1	4	11	7.3	
New Mexico	03/04/06	20	1	3	.333	0	0	.000	0	0	.000	0	5	5	3.8	4	0	1	1	1	1	2	7.1	
vs Utah	03/09/06	16	4	7	.571	1	3	.333	0	0	.000	0	1	1	3.7	3	0	0	1	1	0	9	7.1	
at Houston	03/15/06	16	2	2	1.000	0	0	.000	0	1	.000	1	2	3	3.7	3	0	0	1	1	0	4	7.0	
Totals		15	626	85	162	.525	18	42	.429	16	23	.696	27	79	106	3.7	74	1	24	35	29	24	204	7.0

MALAMAN VS. THE MOUNTAIN WEST CONFERENCE

TEAM	GP	GS	MIN	AVG	FG	FGA	PCT	3FG	FGA	PCT	FT	FTA	PCT	OFF	DEF	TOT	AVG	PF	FO	A	TO	BLK	STL	PTS	AVG	W-L
Air Force	2	1	35	17.5	2	7	.286	0	2	.000	0	0	.000	0	4	4	2.0	4	0	2	1	2	1	4	2.0	1-1
Colorado State	2	0	57	28.5	8	14	.571	2	4	.500	3	3	1.000	3	4	7	3.5	6	0	3	3	2	7	21	10.5	2-0
New Mexico	2	0	39	19.5	4	10	.400	1	2	.500	0	0	.000	0	9	9	4.5	6	0	2	1	2	1	9	4.5	2-0
San Diego State	2	0	31	15.5	5	10	.500	1	5	.200	1	2	.500	0	5	5	2.5	4	0	2	3	0	0	12	6.0	1-1
TCU	2	0	40	20.0	5	11	.455	1	2	.500	2	2	1.000	2	5	7	2.5	5	0	1	0	1	1	13	6.5	2-0
UNLV	2	1	33	16.5	7	14	.500	0	3	.000	1	3	.333	7	3	10	5.0	5	0	1	6	0	0	15	7.5	1-1
Utah	3	1	50	16.7	8	14	.571	1	5	.200	0	0	.000	1	2	3	1.0	11	1	0	2	1	1	17	5.7	1-2
Wyoming	2	1	42	21.0	4	15	.267	1	3	.333	3	4	.750	5	8	13	6.5	6	0	1	3	0	1	12	6.0	2-0
Totals	16	4	311	19.4	39	88	.443	5	23	.217	10	14	.714	18	39	57	3.6	44	1	12	18	7	12	94	5.9	12-4

MALAMAN IN THE CONFERENCE TOURNAMENT

YEAR	GP	GS	MIN	AVG	FG	FGA	PCT	3FG	FGA	PCT	FT	FTA	PCT	OFF	DEF	TOT	AVG	PF	FO	A	TO	BLK	STL	PTS	AVG	W-L
2006	1	0	16	16.0	4	7	.571	1	3	.333	0	0	.000	0	1	1	1.0	3	0	0	1	1	0	9	9.0	0-1
Totals	1	0	16	16.0	4	7	.571	1	3	.333	0	0	.000	0	1	1	1.0	3	0	0	1	1	0	9	9.0	0-1

MALAMAN IN THE NIT

YEAR	GP	GS	MIN	AVG	FG	FGA	PCT	3FG	FGA	PCT	FT	FTA	PCT	OFF	DEF	TOT	AVG	PF	FO	A	TO	BLK	STL	PTS	AVG	W-L
2006	1	0	16	16.0	2	2	1.000	0	0	.000	0	1	.000	1	2	3	3.0	3	0	0	1	1	0	4	4.0	0-1
Totals	1	0	16	16.0	2	2	1.000	0	0	.000	0	1	.000	1	2	3	3.0	3	0	0	1	1	0	4	4.0	0-1

MIKE ROSE CAREER STATISTICS

ROSE 2005-06 GAME-BY-GAME

OPPONENT	DATE	GS	MIN	FG	FGA	PCT	3FG	FGA	PCT	FT	FTA	PCT	OFF	DEF	TOT	AVG	PF	FO	A	TO	BLK	STL	PTS	AVG		
Loyola Marymount	11/18/05		21	4	9	.444	2	4	.500	2	2	1.000	1	1	2	2.0	2	0	0	1	0	0	0	12	12.0	
at Washington State	11/22/05		3	0	2	.000	0	1	.000	0	0	.000	1	0	1	1.5	0	0	0	0	1	0	0	0	6.0	
Southern Utah	11/26/05		13	1	2	.500	1	2	.500	2	2	1.000	0	2	2	1.7	0	0	2	1	0	0	0	5	5.7	
vs Lamar	11/30/05		9	1	3	.333	1	2	.500	0	0	.000	0	2	2	1.8	1	0	0	0	0	0	0	3	5.0	
at USC	12/03/05		13	1	6	.167	1	5	.200	0	0	.000	0	0	0	1.4	2	0	0	1	0	1	0	3	4.6	
Boise State	12/07/05		8	1	4	.250	1	2	.500	0	0	.000	0	0	0	1.2	0	0	0	0	0	0	1	3	4.3	
Northern Kentucky	12/10/05		6	0	1	.000	0	1	.000	0	0	.000	0	0	0	1.0	0	0	2	0	0	0	0	0	3.7	
Weber State	12/17/05		8	2	5	.400	1	4	.250	3	3	1.000	0	1	1	1.0	1	0	1	0	0	0	0	8	4.3	
at Utah State	12/22/05		4	0	1	.000	0	1	.000	0	0	.000	0	0	0	0.9	1	0	0	0	0	0	0	0	3.8	
Eastern Washington	12/27/05		11	4	5	.800	4	4	1.000	0	0	.000	0	1	1	0.9	0	0	3	1	0	0	0	12	4.6	
Tulsa	12/30/05		15	1	5	.200	1	4	.250	0	0	.000	0	1	1	0.9	0	0	1	0	0	1	0	1	3	4.5
at Air Force	01/05/06		9	2	4	.500	2	4	.500	0	0	.000	0	0	0	0.8	1	0	1	0	0	0	0	6	4.6	
Utah	01/07/06		15	2	3	.667	2	3	.667	2	2	1.000	0	0	0	0.8	0	0	2	0	0	0	0	8	4.8	
at UNLV	01/11/06		13	1	2	.500	1	2	.500	0	0	.000	0	1	1	0.8	0	0	1	1	0	0	0	3	4.7	
Wyoming	01/18/06		8	0	2	.000	0	0	.000	0	0	.000	0	1	1	0.8	1	0	0	0	0	1	0	0	4.4	
at San Diego State	01/21/06		10	1	2	.500	1	2	.500	0	0	.000	0	0	0	0.8	2	0	0	0	0	0	0	3	4.3	
TCU	01/25/06		10	0	5	.000	0	5	.000	0	0	.000	1	1	2	0.8	0	0	1	1	0	0	0	0	4.1	
at Colorado State	01/28/06		DNP - coach's decision																							
at New Mexico	02/01/06		DNP - coach's decision																							
Air Force	02/04/06		2	0	0	.000	0	0	.000	0	0	.000	0	0	0	0.8	1	0	0	0	0	0	0	0	3.8	
at Utah	02/08/06		10	0	2	.000	0	1	.000	0	0	.000	0	0	0	0.7	2	0	0	0	0	0	1	0	3.6	
UNLV	02/11/06		DNP - coach's decision																							
at Wyoming	02/18/06		DNP - coach's decision																							
San Diego State	02/22/06		3	0	1	.000	0	1	.000	0	0	.000	0	0	0	0.7	0	0	0	0	0	0	0	0	3.5	
at TCU	02/25/06		3	0	1	.000	0	1	.000	0	0	.000	0	0	0	0.7	0	0	0	0	0	0	0	0	3.3	
Colorado State	03/01/06		DNP - coach's decision																							
New Mexico	03/04/06		DNP - coach's decision																							
vs Utah	03/09/06		DNP - coach's decision																							
at Houston	03/15/06		4	0	2	.000	0	2	.000	0	0	.000	0	1	1	0.7	0	0	0	0	0	0	0	0	3.1	
Totals			0	198	21	67	.313	18	51	.353	9	9	1.000	3	12	15	0.7	14	0	14	7	1	4	69	3.1	

ROSE 2004-05 GAME-BY-GAME

OPPONENT	DATE	GS	MIN	FG	FGA	PCT	3FG	FGA	PCT	FT	FTA	PCT	OFF	DEF	TOT	AVG	PF	FO	A	TO	BLK	STL	PTS	AVG	
vs. North Carolina	11/22/04	*	15	2	7	.286	1	5	.200	0	0	.000	0	1	1	1.0	0	0	0	1	0	0	0	5	5.0
vs. Stanford	11/23/04	*	25	2	5	.400	2	5	.400	2	4	.500	0	2	2	1.5	0	0	0	3	0	0	0	8	6.5
vs. Chaminade	11/24/04	*	14	2	5	.400	1	3	.333	0	0	.000	0	0	0	1.0	0	0	3	1	0	0	0	5	6.0
California	11/27/04		17	0	4	.000	0	4	.000	1	2	.500	0	3	3	1.5	3	0	1	0	0	1	1	4	4.8
at Utah State	12/01/04		4	1	3																				



at Wyoming	01/17/05	17	4	8	.500	1	5	.200	4	4	1.000	1	2	3	1.9	2	0	0	2	0	0	13	9.9	
Air Force	01/22/05	20	1	4	.250	1	4	.250	1	2	.500	0	0	0	1.8	3	0	1	2	0	1	4	9.6	
New Mexico	01/24/05	29	7	12	.583	5	9	.556	2	2	1.000	1	2	3	1.9	1	0	1	1	0	1	21	10.2	
Utah	01/31/05	23	1	2	.500	1	1	1.000	0	0	.000	0	1	1	1.9	3	0	0	2	0	0	3	9.8	
at UNLV	02/05/05	13	0	2	.000	0	2	.000	0	0	.000	1	0	1	1.8	0	0	0	0	0	0	0	9.4	
at San Diego State	02/07/05	13	1	6	.167	0	4	.000	0	0	.000	0	1	1	1.8	0	0	1	0	0	0	2	9.0	
Wyoming	02/12/05	17	2	5	.400	2	5	.400	0	0	.000	0	1	1	1.8	0	0	1	1	0	0	6	8.9	
Colorado State	02/14/05	13	1	3	.333	1	3	.333	0	1	.000	0	2	2	1.8	2	0	0	0	0	2	3	8.7	
at New Mexico	02/19/05	20	1	2	.500	1	2	.500	0	0	.000	0	2	2	1.8	1	0	4	0	0	0	3	8.5	
at Air Force	02/21/05	14	0	2	.000	0	2	.000	0	0	.000	0	1	1	1.7	0	0	0	1	0	0	0	8.1	
at Utah	02/26/05	4	0	0	.000	0	0	.000	0	0	.000	0	1	1	1.7	0	0	0	0	0	0	0	7.9	
UNLV	03/05/05	20	2	4	.500	2	4	.500	0	0	.000	1	0	1	1.7	3	0	1	1	0	2	6	7.8	
vs. New Mexico	03/10/05	10	2	3	.667	1	1	1.000	0	0	.000	2	1	3	1.7	2	0	0	3	0	0	5	7.7	
Totals		7	580	77	181	.425	56	138	.406	21	32	.656	8	44	52	1.7	39	0	31	34	1	13	231	7.7

ROSE 2003-04 GAME-BY-GAME

OPPONENT	DATE	GS	MIN	FG	FGA	PCT	3FG	FGA	PCT	FT	FTA	PCT	OFF	DEF	TOT	AVG	PF	FO	A	TO	BLK	STL	PTS	AVG	
Southern Utah	11/21/03	22	9	16	.563	8	13	.615	0	0	.000	1	1	2	2.0	0	0	6	1	0	1	26	26.0		
at California	11/26/03	4	0	0	.000	0	0	.000	0	0	.000	0	0	0	1.0	0	0	0	2	0	0	0	0	13.0	
Utah Valley State College	11/29/03	13	1	2	.500	0	1	.000	0	0	.000	0	1	1	1.0	0	0	0	2	0	0	2	9.3		
at Boise State	12/02/03	10	0	4	.000	0	2	.000	0	0	.000	0	0	0	0.8	0	0	0	0	0	0	1	0	7.0	
vs. Oklahoma State	12/06/03	DNP - coach's decision																							
Western Oregon	12/10/03	18	5	10	.500	4	5	.800	0	0	.000	1	4	5	1.6	1	0	0	0	1	0	14	8.4		
USC	12/13/03	9	4	4	1.000	3	3	1.000	0	0	.000	0	0	0	1.3	1	0	0	1	0	0	11	8.8		
Weber State	12/20/03	8	0	2	.000	0	2	.000	1	3	.333	0	2	2	1.4	1	0	0	0	0	0	1	7.7		
at Utah State	12/23/03	5	1	2	.500	1	2	.500	0	0	.000	0	0	0	1.3	0	0	0	0	0	0	3	7.1		
vs. Idaho State	12/29/03	6	1	3	.333	1	3	.333	0	0	.000	1	1	2	1.3	0	0	0	1	0	0	3	6.7		
at Santa Clara	12/30/03	1	0	0	.000	0	0	.000	0	0	.000	0	0	0	1.2	0	0	0	0	0	0	0	6.0		
Saint Mary's	01/02/04	2	0	1	.000	0	1	.000	0	0	.000	0	0	0	1.1	0	0	0	0	0	0	0	5.5		
at North Carolina State	01/07/04	6	1	2	.500	1	2	.500	0	0	.000	0	0	0	1.0	0	0	0	0	0	0	3	5.3		
at San Diego State	01/12/04	DNP - coach's decision																							
Colorado State	01/17/03	23	3	9	.333	3	6	.500	1	2	.500	0	1	1	1.0	2	0	2	0	0	0	10	5.6		
Wyoming	01/19/04	4	0	0	.000	0	0	.000	0	0	.000	0	0	0	0.9	2	0	0	0	0	0	0	5.2		
at Air Force	01/24/04	19	2	7	.286	2	7	.286	3	3	1.000	0	0	0	0.9	1	0	0	1	0	0	9	5.5		
at New Mexico	01/26/04	3	0	0	.000	0	0	.000	0	0	.000	0	0	0	0.8	1	0	1	0	0	0	0	5.1		
at Utah	01/31/04	DNP - coach's decision																							
UNLV	02/07/04	6	0	1	.000	0	1	.000	0	0	.000	1	0	1	0.8	0	0	0	2	0	1	0	4.8		
San Diego State	02/09/04	4	0	2	.000	0	2	.000	0	0	.000	0	0	0	0.8	0	0	0	0	0	0	0	4.6		
at Wyoming	02/14/04	2	0	0	.000	0	0	.000	0	0	.000	0	0	0	0.7	0	0	0	0	0	0	0	4.3		
at Colorado State	02/16/04	5	1	2	.500	0	1	.000	0	2	.000	0	0	0	0.7	0	0	0	1	0	0	2	4.2		
New Mexico	02/21/04	12	3	5	.600	3	4	.750	0	0	.000	0	2	2	0.8	1	0	0	1	0	0	9	4.4		
Air Force	02/23/04	13	2	4	.500	1	3	.333	1	2	.500	0	2	2	0.8	0	0	0	0	0	0	6	4.5		
Utah	03/01/04	2	0	1	.000	0	0	.000	0	0	.000	0	0	0	0.8	0	0	0	0	0	0	0	4.3		
at UNLV	03/06/04	1	0	0	.000	0	0	.000	0	0	.000	0	0	0	0.8	1	0	0	1	0	0	0	4.1		
vs. Wyoming	03/11/04	DNP - coach's decision																							
vs. Utah	03/12/04	5	1	1	1.000	1	1	1.000	0	0	.000	0	1	1	0.8	0	0	0	0	0	0	3	4.1		
vs. Syracuse	03/18/04	3	0	3	.000	0	2	.000	0	0	.000	0	0	0	0.7	1	0	0	0	0	1	0	3.9		
Totals		0	206	34	81	.420	28	61	.459	6	12	.500	4	15	19	0.7	12	0	9	13	1	4	102	3.9	

ROSE VS. THE MOUNTAIN WEST CONFERENCE

TEAM	GP	GS	MIN	AVG	FG	FGA	PCT	3FG	FGA	PCT	FT	FTA	PCT	OFF	DEF	TOT	AVG	PF	FO	A	TO	BLK	STL	PTS	AVG	W-L
Air Force	6	0	77	12.8	7	21	.333	6	20	.300	5	7	.714	0	3	3	0.5	5	0	2	4	0	1	25	5.0	2-4
Colorado State	4	1	77	19.3	7	23	.304	6	19	.316	1	5	.200	1	3	4	1.0	5	0	4	4	0	2	21	5.3	3-1
New Mexico	5	0	74	14.8	13	22	.591	10	16	.625	2	2	1.000	3	7	10	2.0	6	0	6	5	0	1	38	7.6	2-3
San Diego State	5	1	66	13.2	5	21	.238	2	16	.125	0	0	.000	0	7	7	1.4	5	0	2	1	0	0	12	2.4	2-3
TCU	2	0	13	6.5	0	6	.000	0	6	.000	0	0	.000	1	1	2	1.0	0	0	1	1	0	0	0	0.0	2-0
UNLV	5	0	53	10.6	3	9	.333	3	9	.333	0	0	.000	3	1	4	0.8	4	0	2	5	0	3	9	1.8	3-2
Utah	6	0	59	9.8	4	9	.444	4	6	.666	2	2	1.000	0	3	3	0.5	5	0	2	2	0	1	14	2.3	2-4
Wyoming	5	0	48	9.6	6	15	.400	3	10	.300	4	4	1.000	1	4	5	1.0	5	0	1	3	1	0	19	3.8	3-2
Totals	38	2	467	12.3	45	126	.357	34	102	.333	14	20	.700	9	29	38	1.0	35	0	20	25	1	8	138	3.6	19-19

ROSE IN THE CONFERENCE TOURNAMENT

YEAR	GP	GS	MIN	AVG	FG	FGA	PCT	3FG	FGA	PCT	FT	FTA	PCT	OFF	DEF	TOT	AVG	PF	FO	A	TO	BLK	STL	PTS	AVG	W-L
2004	1	0	5	5.0	1	1	1.000	1	1	1.000	0	0	.000	0	1	1	1.0	0	0	0	0	0	0	3	3.0	0-1
2005	1	0	10	10.0	2	3	.667	1	1	1.000	0	0	.000	2	1	3	3.0	2	0	0	3	0	0	5	5.0	0-1
Totals	2	0	15	7.5	3	4	.750	2	2	1.000	0	0	.000	2	2	4	2.0	2	0	0	3	0	0	8	4.0	0-2

ROSE IN THE NCAA TOURNAMENT

YEAR	GP	GS	MIN	AVG	FG	FGA	PCT	3FG	FGA	PCT	FT	FTA	PCT	OFF	DEF	TOT	AVG	PF	FO	A	TO	BLK	STL	PTS	AVG	W-L
2004	1	0	3	3.0	0	3	.000	0	2	.000	0	0	.000	0	0	0	0.0	1	0	0	0	0	1	0	0.0	0-1
Totals	1	0	3	3.0	0	3	.000	0	2	.000	0	0	.000	0	0	0	0.0	1	0	0	0	0	1	0	0.0	0-1

ROSE IN THE NIT

YEAR	GP	GS	MIN	AVG	FG	FGA	PCT	3FG	FGA	PCT	FT	FTA	PCT	OFF	DEF	TOT	AVG	PF	FO	A	TO	BLK	STL	PTS	AVG	W-L
2006	1	0	4	4.0	0	2	.000	0	2	.000	0	0	.000	0	1	1	1.0	0	0	0	0	0	0	0	0.0	0-1
Totals	1	0	4	4.0	0	2	.000	0	2	.000	0	0	.000	0	1	1	1.0	0	0	0	0	0	0	0	0.0	0-1

KEENA YOUNG CAREER STATISTICS

YOUNG 2005-06 GAME-BY-GAME

OPPONENT	DATE	GS	MIN	FG	FGA	PCT	3FG	FGA	PCT	FT	FTA	PCT	OFF	DEF	TOT	AVG	PF	FO	A	TO	BLK	STL	PTS	AVG
Loyola Marymount	11/18/05	9	0	1	.000	0	0	.000	0	0	.000	0	0	3	3	3.0	2	0	1	2	1	0	0	0.0
at Washington State	11/22/05	21	3	3	1.000	0	0	.000	2	2	1.000	1	3	4	3									



vs Lamar	11/30/05	18	4	9	.444	0	0	.000	2	2	1.000	4	4	8	5.0	1	0	3	0	0	0	10	5.5	
at USC	12/03/05	26	1	4	.250	0	0	.000	1	2	.500	2	4	6	5.2	2	0	1	1	1	1	3	5.0	
Boise State	12/07/05	7	2	4	.500	0	0	.000	0	0	.000	1	0	1	4.5	0	0	1	0	0	0	4	4.8	
Northern Kentucky	12/10/05	23	4	6	.667	0	0	.000	4	4	1.000	2	4	6	4.7	3	0	0	2	0	0	12	5.9	
Weber State	12/17/05	20	4	8	.500	0	0	.000	4	6	.667	1	3	4	4.6	3	0	2	1	0	0	12	6.6	
at Utah State	12/22/05	20	2	6	.333	0	0	.000	2	3	.667	3	6	9	5.1	3	0	0	2	2	0	6	6.6	
Eastern Washington	12/27/05	21	6	9	.667	0	0	.000	3	4	.750	3	5	8	5.4	2	0	0	1	1	1	15	7.4	
Tulsa	12/30/05	13	2	2	1.000	0	0	.000	1	2	.500	2	4	6	5.5	3	0	0	2	0	1	5	7.2	
at Air Force	01/05/06	26	8	11	.727	0	0	.000	0	0	.000	5	6	11	5.9	2	0	1	1	1	2	16	7.9	
Utah	01/07/06	20	3	6	.500	0	0	.000	0	0	.000	0	4	4	5.8	1	0	1	0	0	0	6	7.8	
at UNLV	01/11/06	24	2	5	.400	0	0	.000	0	0	.000	0	3	3	5.6	4	0	2	4	0	0	4	7.5	
Wyoming	01/18/06	25	5	8	.625	0	0	.000	6	7	.857	3	3	6	5.6	1	0	1	0	1	0	16	8.1	
at San Diego State	01/21/06	* 27	6	8	.750	0	0	.000	4	4	1.000	4	5	9	5.8	2	0	0	5	0	0	16	8.6	
TCU	01/25/06	* 27	3	7	.429	0	0	.000	5	6	.833	1	2	3	5.6	4	0	3	0	1	2	11	8.7	
at Colorado State	01/28/06	* 21	1	5	.200	0	0	.000	1	4	.250	0	2	2	5.4	3	0	0	3	0	2	3	8.4	
at New Mexico	02/01/06	* 33	5	8	.625	0	0	.000	2	2	1.000	3	6	9	5.6	1	0	2	2	0	0	12	8.6	
Air Force	02/04/06	* 27	2	6	.333	0	0	.000	2	2	1.000	3	5	8	5.8	2	0	2	2	0	0	6	8.5	
at Utah	02/08/06	* 27	3	7	.429	0	0	.000	8	8	1.000	2	2	4	5.7	1	0	1	1	0	2	14	8.7	
UNLV	02/11/06	* 35	6	11	.545	0	0	.000	5	8	.625	4	3	7	5.7	3	0	4	0	0	0	17	9.1	
at Wyoming Cowboys	02/18/06	* 30	6	13	.462	0	0	.000	3	3	1.000	5	7	12	6.0	2	0	0	2	0	0	15	9.3	
San Diego State	02/22/06	* 29	9	14	.643	0	0	.000	2	3	.667	4	3	7	6.0	1	0	1	3	2	0	20	9.8	
at TCU s	02/25/06	* 27	4	11	.364	0	0	.000	7	10	.700	3	1	4	6.0	3	0	1	1	1	1	15	10.0	
Colorado State	03/01/06	* 18	4	11	.364	0	0	.000	0	0	.000	2	4	6	6.0	2	0	3	1	0	0	8	9.9	
New Mexico	03/04/06	* 33	5	12	.417	0	0	.000	3	5	.600	3	2	5	5.9	1	0	1	1	0	1	13	10.0	
vs Utah	03/09/06	* 28	6	9	.667	0	0	.000	5	6	.833	2	1	3	5.8	1	0	0	2	0	3	17	10.3	
at Houston	03/15/06	* 29	5	9	.556	0	0	.000	1	1	1.000	3	1	4	5.8	1	0	1	0	0	0	11	10.3	
Totals		14	679	113	216	.523	0	1	.000	73	94	.777	66	101	167	5.8	62	0	32	43	11	18	299	10.3

KEENA YOUNG 2004-05 GAME-BY-GAME

OPPONENT	DATE	GS	MIN	FG	FGA	PCT	3FG	FGA	PCT	FT	FTA	PCT	OFF	DEF	TOT	AVG	PF	FO	A	TO	BLK	STL	PTS	AVG
vs. North Carolina	11/22/04		23	3	8	.375	0	2	.000	3	5	.600	5	5	10	10.0	1	0	0	0	1	0	9	9.0
vs. Stanford	11/23/04		12	2	4	.500	0	0	.000	2	3	.667	1	3	4	7.0	0	0	0	1	0	0	6	7.5
vs. Chaminade	11/24/04	*	33	7	12	.583	0	0	.000	0	0	.000	3	3	6	6.7	2	0	0	0	0	2	14	9.7
California	11/27/04	*	21	2	7	.286	0	0	.000	2	2	1.000	5	1	6	6.5	3	0	2	0	1	0	6	8.8
at Utah State	12/01/04	*	32	2	7	.286	0	1	.000	0	0	.000	4	5	9	7.0	4	0	2	2	2	2	4	7.8
at USC	12/04/04	*	19	0	0	.000	0	0	.000	0	0	.000	0	4	4	6.5	0	0	0	2	0	0	0	6.5
Boise State	12/08/04		20	4	6	.667	0	0	.000	3	4	.750	3	5	8	6.7	2	0	0	2	1	1	11	7.1
vs Washington State	12/11/04		15	1	3	.333	0	0	.000	0	0	.000	0	3	3	6.3	0	0	0	0	1	0	2	6.5
Utah State	12/18/04		17	4	9	.444	0	0	.000	0	1	.000	5	2	7	6.3	4	0	0	1	1	0	8	6.7
North Carolina State	12/21/04	*	28	1	5	.200	0	0	.000	0	0	.000	3	7	10	6.7	0	0	3	0	0	1	2	6.2
at Weber State	12/23/04	*	35	5	7	.714	0	0	.000	4	4	1.000	3	3	6	6.6	3	0	4	0	2	0	14	6.9
Southern Utah	12/28/04	*	21	3	7	.429	0	0	.000	0	0	.000	2	2	4	6.4	2	0	1	0	1	0	6	6.8
Santa Clara	12/31/04	*	14	0	0	.000	0	0	.000	2	2	1.000	0	3	3	6.2	1	0	0	1	0	0	2	6.5
at Saint Mary's (Calif.)	01/04/05	*	24	3	5	.600	0	0	.000	0	0	.000	2	2	4	6.0	2	0	1	1	1	1	6	6.4
San Diego State	01/08/05		4	0	0	.000	0	0	.000	0	0	.000	0	1	1	5.7	0	0	0	0	0	0	0	6.0
Montana State-Billings	01/11/05		20	3	6	.500	0	0	.000	4	8	.500	2	4	6	5.7	1	0	0	1	2	2	10	6.3
at Colorado State	01/15/05		5	1	2	.500	0	0	.000	0	1	.000	1	2	3	5.5	1	0	0	0	0	0	2	6.0
at Wyoming	01/17/05		16	5	7	.714	0	0	.000	0	0	.000	1	4	5	5.5	0	0	1	2	2	2	10	6.2
Air Force	01/22/05		32	7	9	.778	0	0	.000	0	2	.000	4	7	11	5.8	1	0	0	2	0	0	14	6.6
New Mexico	01/24/05	*	36	6	8	.750	0	0	.000	2	3	.667	2	5	7	5.9	3	0	0	0	1	1	14	7.0
Utah	01/31/05	*	23	3	6	.500	0	0	.000	4	7	.571	1	3	4	5.8	3	0	2	2	0	2	10	7.1
at UNLV	02/05/05	*	39	4	12	.333	0	0	.000	2	2	1.000	2	4	6	5.8	2	0	0	4	0	2	10	7.3
at San Diego State	02/07/05	*	27	4	7	.571	0	0	.000	0	0	.000	0	1	1	5.6	1	0	0	2	0	0	8	7.3
Wyoming	02/12/05	*	26	2	7	.286	0	0	.000	3	6	.500	3	5	8	5.7	2	0	1	0	1	1	7	7.3
Colorado State	02/14/05	*	13	2	5	.400	0	0	.000	0	1	.000	4	0	4	5.6	3	0	0	0	0	0	4	7.2
at New Mexico	02/19/05		DNP - injury																					
at Air Force	02/21/05		DNP - injury																					
at Utah	02/26/05		DNP - injury																					
UNLV	03/05/05		DNP - injury																					
vs. New Mexico	03/10/05		DNP - injury																					
Totals		15	555	74	149	.497	0	3	.000	31	51	.608	56	84	140	5.6	41	0	17	23	17	15	179	7.2

YOUNG VS. THE MOUNTAIN WEST CONFERENCE

TEAM	GP	GS	MIN	AVG	FG	FGA	PCT	3FG	FGA	PCT	FT	FTA	PCT	OFF	DEF	TOT	AVG	PF	FO	A	TO	BLK	STL	PTS	AVG	W-L
Air Force	3	1	85	28.3	17	26	.654	0	0	.000	2	4	.500	12	18	30	10.0	5	0	3	5	0	0	36	12.0	1-2
Colorado State	4	3	57	14.3	8	23	.348	0	0	.000	1	6	.167	7	8	15	3.8	9	0	3	4	0	2	17	4.3	3-1
New Mexico	3	3	102	34.0	16	28	.571	0	0	.000	7	10	.700	8	13	21	7.0	5	0	3	3	1	2	39	13.0	3-0
San Diego State	4	3	87	21.8	19	29	.655	0	0	.000	6	7	.857	8	10	18	4.5	4	0	1	10	2	0	44	11.0	1-3
TCU	2	2	54	27.0	7	18	.389	0	0	.000	12	16	.750	4	3	7	3.5	7	0	4	1	2	3	26	13.0	2-0
UNLV	3	2	98	32.7	12	28	.464	0	0	.000	7	10	.700	6	10	16	5.3	9	0	6	8	0	2	31	10.3	2-1
Utah	4	3	98	24.5	15	28	.536	0	0	.000	17	21	.810	5	10	15	3.8	6	0	4	5	0	7	47	11.8	1-3
Wyoming	4	2	97	24.3	18	35	.514	0	0	.000	12	16	.750	12	19	31	7.8	5	0	3	4	4	1	48	12.0	2-2
Totals	26	18	650	25.0	106	206	.515	0	0	.000	59	84	.702	60	90	150	5.8	49	0	27	38	9	14	271	10.4	15-11

YOUNG IN THE CONFERENCE TOURNAMENT

YEAR	GP	GS	MIN	AVG	FG	FGA	PCT	3FG	FGA
------	----	----	-----	-----	----	-----	-----	-----	-----



SAM BURGESS CAREER STATISTICS

BURGESS 2004-05 GAME-BY-GAME

Table with columns: OPPONENT, DATE, GS, MIN, FG, FGA, PCT, 3FG, FGA, PCT, FT, FTA, PCT, OFF, DEF, TOT, AVG, PF, FO, A, TO, BLK, STL, PTS, AVG. Lists game-by-game performance for Sam Burgess in the 2004-05 season.

BURGESS VS. THE MOUNTAIN WEST CONFERENCE

Table with columns: TEAM, GP, GS, MIN, AVG, FG, FGA, PCT, 3FG, FGA, PCT, FT, FTA, PCT, OFF, DEF, TOT, AVG, PF, FO, A, TO, BLK, STL, PTS, AVG, W-L. Summarizes Sam Burgess's performance against Mountain West Conference teams.

BURGESS IN THE CONFERENCE TOURNAMENT

Table with columns: YEAR, GP, GS, MIN, AVG, FG, FGA, PCT, 3FG, FGA, PCT, FT, FTA, PCT, OFF, DEF, TOT, AVG, PF, FO, A, TO, BLK, STL, PTS, AVG, W-L. Shows Sam Burgess's performance in the conference tournament.

LEE CUMMARD CAREER STATISTICS

CUMMARD 2005-06 GAME-BY-GAME

Table with columns: OPPONENT, DATE, GS, MIN, FG, FGA, PCT, 3FG, FGA, PCT, FT, FTA, PCT, OFF, DEF, TOT, AVG, PF, FO, A, TO, BLK, STL, PTS, AVG. Lists game-by-game performance for Lee Cummard in the 2005-06 season.



Colorado State	03/01/06	8	1	3	.333	1	1	1.000	0	0	.000	0	0	0	2.3	1	0	1	0	0	0	3	5.0	
New Mexico	03/04/06	10	1	2	.500	1	1	1.000	0	0	.000	2	0	2	2.3	1	0	0	2	0	0	3	5.0	
vs Utah	03/09/06	13	0	2	.000	0	1	.000	2	2	1.000	0	1	1	2.3	3	0	3	1	1	0	2	4.9	
at Houston	03/15/06	22	3	6	.500	1	2	.500	0	0	.000	2	3	5	2.3	2	0	5	1	2	2	7	4.9	
Totals		14	430	50	110	.455	17	43	.395	26	34	.765	23	45	68	2.3	58	0	45	31	12	16	143	4.9

CUMMARD VS. THE MOUNTAIN WEST CONFERENCE

TEAM	GP	GS	MIN	AVG	FG	FGA	PCT	3FG	FGA	PCT	FT	FTA	PCT	OFF	DEF	TOT	AVG	PF	FO	A	TO	BLK	STL	PTS	AVG	W-L
Air Force	2	2	34	17.0	1	6	.167	0	2	.000	0	0	.000	1	6	7	3.5	7	0	5	2	0	1	3	1.5	1-1
Colorado State	2	1	14	7.0	1	3	.333	1	1	1.000	0	0	.000	0	0	0	0.0	2	0	3	3	0	0	3	1.5	2-0
New Mexico	2	1	26	13.0	3	6	.500	2	2	1.000	0	0	.000	3	1	4	2.0	2	0	1	3	1	0	8	4.0	2-0
San Diego State	2	1	25	12.5	1	5	.200	0	1	.000	2	2	1.000	1	3	4	2.0	1	0	0	1	1	1	4	2.0	1-1
TCU	2	1	37	18.5	5	8	.625	3	6	.500	3	4	.750	0	7	7	3.5	6	0	5	2	0	0	16	8.0	2-0
UNLV	2	2	40	20.0	5	7	.714	1	1	1.000	3	4	.750	1	1	2	1.0	1	0	3	2	1	0	14	7.0	1-1
Utah	3	2	40	13.3	2	11	.182	1	6	.167	3	3	1.000	2	6	8	2.7	10	0	5	3	2	3	8	2.7	1-2
Wyoming	2	2	36	18.0	7	10	.700	0	3	.000	3	3	1.000	0	4	4	2.0	6	0	4	4	1	4	17	8.5	2-0
Totals	16	12	239	14.9	30	54	.555	8	21	.381	12	14	.857	8	27	35	2.2	32	0	23	19	5	9	71	4.4	12-4

CUMMARD IN THE CONFERENCE TOURNAMENT

YEAR	GP	GS	MIN	AVG	FG	FGA	PCT	3FG	FGA	PCT	FT	FTA	PCT	OFF	DEF	TOT	AVG	PF	FO	A	TO	BLK	STL	PTS	AVG	W-L
2006	1	0	13	13.0	0	2	.000	0	1	.000	2	2	1.000	0	1	1	1.0	3	0	3	1	1	0	2	2.0	0-1
Totals	1	0	13	13.0	0	2	.000	0	1	.000	2	2	1.000	0	1	1	1.0	3	0	3	1	1	0	2	2.0	0-1

CUMMARD IN THE NIT

YEAR	GP	GS	MIN	AVG	FG	FGA	PCT	3FG	FGA	PCT	FT	FTA	PCT	OFF	DEF	TOT	AVG	PF	FO	A	TO	BLK	STL	PTS	AVG	W-L
2006	1	0	22	22.0	3	6	.500	1	2	.500	0	0	.000	2	3	5	5.0	2	0	5	1	2	2	7	7.0	0-1
Totals	1	0	22	22.0	3	6	.500	1	2	.500	0	0	.000	2	3	5	5.0	2	0	5	1	2	2	7	7.0	0-1

TRENT PLAISTED CAREER STATISTICS

PLAISTED 2005-06 GAME-BY-GAME

OPPONENT	DATE	GS	MIN	FG	FGA	PCT	3FG	FGA	PCT	FT	FTA	PCT	OFF	DEF	TOT	AVG	PF	FO	A	TO	BLK	STL	PTS	AVG	
Loyola Marymount	11/18/05	*	30	6	8	.750	0	0	.000	5	6	.833	2	2	4	4.0	4	0	0	3	0	1	17	17.0	
at Washington State	11/22/05	*	27	2	5	.400	0	0	.000	6	8	.750	1	0	1	2.5	4	0	1	5	0	2	10	13.5	
Southern Utah	11/26/05	*	21	4	9	.444	0	0	.000	5	9	.556	1	3	4	3.0	1	0	1	3	2	0	13	13.3	
vs Lamar	11/30/05	*	25	6	9	.667	0	0	.000	4	5	.800	0	7	7	4.0	2	0	0	2	2	0	16	14.0	
at USC	12/03/05	*	27	8	13	.615	0	0	.000	4	9	.444	6	3	9	5.0	5	1	1	2	1	0	20	15.2	
Boise State	12/07/05	*	26	7	12	.583	0	0	.000	5	8	.625	4	6	10	5.8	4	0	0	3	1	0	19	15.8	
Northern Kentucky	12/10/05	*	24	4	5	.800	0	0	.000	0	4	.000	0	3	3	5.4	4	0	0	3	0	1	8	14.7	
Weber State	12/17/05	*	24	5	8	.625	0	0	.000	5	8	.625	3	2	5	5.4	3	0	1	2	0	0	15	14.8	
at Utah State	12/22/05	*	31	2	6	.333	0	0	.000	1	4	.250	0	2	2	5.0	4	0	0	2	1	0	5	13.7	
Eastern Washington	12/27/05	*	22	5	5	1.000	0	0	.000	1	2	.500	0	5	5	5.0	4	0	0	1	0	0	11	13.4	
Tulsa	12/30/05	*	24	5	10	.500	0	0	.000	6	8	.750	0	2	2	4.7	3	0	1	0	2	1	16	13.6	
at Air Force	01/05/06	*	22	2	3	.667	0	0	.000	1	4	.250	0	0	0	4.3	3	0	1	3	2	0	5	12.9	
Utah	01/07/06	*	25	4	12	.333	0	0	.000	4	5	.800	0	7	7	4.5	4	0	2	0	1	0	12	12.8	
at UNLV	01/11/06	*	21	1	4	.250	0	0	.000	1	1	1.000	0	4	4	4.5	5	1	0	3	0	0	3	12.1	
Wyoming	01/18/06	*	31	7	13	.538	0	0	.000	3	4	.750	1	7	8	4.7	5	1	0	4	0	0	17	12.5	
at San Diego State	01/21/06	*	28	4	12	.333	0	0	.000	4	6	.667	4	2	6	4.8	4	0	2	2	1	0	12	12.4	
TCU	01/25/06	*	31	7	12	.583	0	0	.000	8	8	1.000	8	8	16	5.5	5	1	1	7	2	0	22	13.0	
at Colorado State	01/28/06	*	30	7	15	.467	0	0	.000	1	2	.500	4	3	7	5.6	5	1	3	0	1	3	15	13.1	
at New Mexico	02/01/06	*	28	5	8	.625	0	0	.000	3	4	.750	2	3	5	5.5	5	1	1	1	0	0	13	13.1	
Air Force	02/04/06	*	36	7	12	.583	0	0	.000	7	10	.700	7	2	9	5.7	1	0	2	3	3	0	21	13.5	
at Utah	02/08/06	*	32	5	12	.417	0	0	.000	2	4	.500	4	8	12	6.0	3	0	1	1	0	2	12	13.4	
UNLV	02/11/06	*	31	7	10	.700	0	0	.000	2	3	.667	2	10	12	6.3	4	0	4	2	0	0	16	13.5	
at Wyoming	02/18/06	*	31	4	14	.286	0	0	.000	4	7	.571	4	4	8	6.3	2	0	0	0	0	1	12	13.5	
San Diego State	02/22/06	*	29	6	12	.500	0	0	.000	2	5	.400	3	4	7	6.4	3	0	2	2	1	0	14	13.5	
at TCU	02/25/06	*	36	6	12	.500	0	0	.000	5	10	.500	6	12	18	6.8	3	0	0	5	2	0	17	13.6	
Colorado State	03/01/06	*	29	2	5	.400	0	0	.000	6	10	.600	3	2	5	6.8	4	0	1	3	0	0	10	13.5	
New Mexico	03/04/06	*	27	3	8	.375	0	0	.000	4	5	.800	1	3	4	6.7	4	0	1	2	1	1	10	13.4	
vs Utah	03/09/06	*	35	7	13	.538	0	0	.000	1	3	.333	2	4	6	6.6	4	0	1	3	0	0	15	13.4	
at Houston	03/15/06	*	36	6	9	.667	0	0	.000	6	10	.600	2	11	13	6.9	3	0	1	4	4	0	18	13.6	
Totals			29	819	144	276	.522	0	0	.000	106	172	.616	70	129	199	6.9	105	6	28	71	27	12	394	13.6

PLAISTED VS. THE MOUNTAIN WEST CONFERENCE

TEAM	GP	GS	MIN	AVG	FG	FGA	PCT	3FG	FGA	PCT	FT	FTA	PCT	OFF	DEF	TOT	AVG	PF	FO	A	TO	BLK	STL	PTS	AVG	W-L
Air Force	2	2	58	29.0	9	15	.600	0	0	.000	8	14	.571	7	2	9	4.5	4	0	3	6	5	0	26	13.0	1-1
Colorado State	2	2	59	29.5	9	20																				

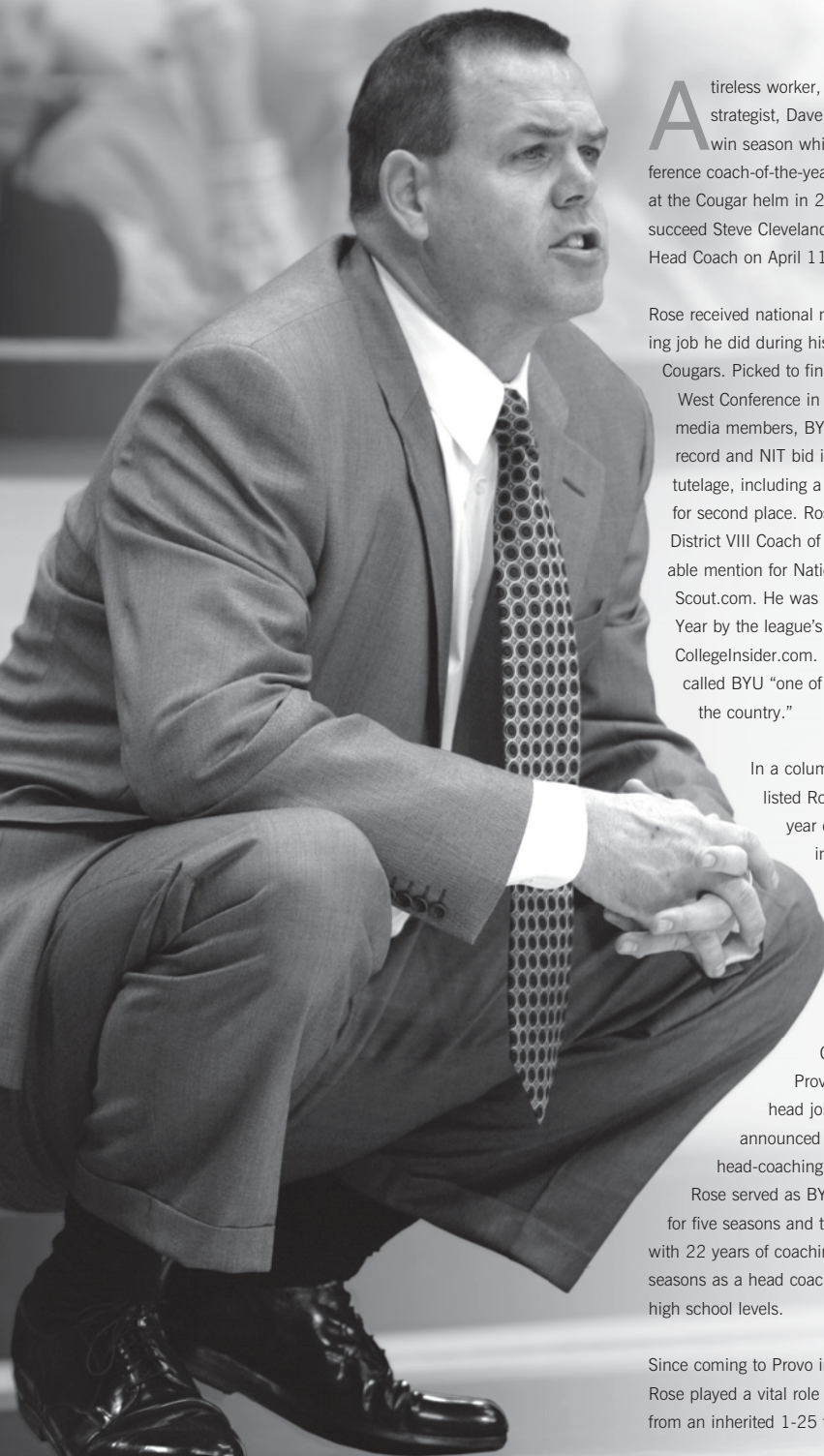


COACHING STAFF



DAVE ROSE

BYU'S HEAD BASKETBALL COACH ENTERS HIS SECOND SEASON



A tireless worker, gifted motivator and strong strategist, Dave Rose guided BYU to a 20-win season while earning district and conference coach-of-the-year honors in his first season at the Cougar helm in 2005-06. Rose was named to succeed Steve Cleveland as BYU Men's Basketball Head Coach on April 11, 2005.

Rose received national notice for the outstanding job he did during his first season guiding the Cougars. Picked to finish last in the Mountain West Conference in the preseason poll of MWC media members, BYU instead earned a 20-9 record and NIT bid in 2005-06 under Rose's tutelage, including a 12-4 conference mark to tie for second place. Rose was named the USBWA District VIII Coach of the Year and received honorable mention for National Coach of the Year by Scout.com. He was named MWC Coach of the Year by the league's media and coaches and by CollegeInsider.com. ESPN analyst Bob Valvano called BYU "one of the great surprise teams in the country."

In a column on ESPN.com, Pat Forde listed Rose as one of the top first-year coaches in the nation, ranking Rose No. 3 overall among the nearly 40 first-year coaches in college basketball in 2005-06.

Rose, who served the prior eight seasons as Cleveland's lead assistant in Provo, was promoted to BYU's head job two days after Cleveland announced his resignation to take the head-coaching position at Fresno State.

Rose served as BYU's associate head coach for five seasons and took over the Cougar program with 22 years of coaching experience, including 10 seasons as a head coach at the junior college and high school levels.

Since coming to Provo in 1997 with Cleveland, Rose played a vital role in rebuilding BYU's program from an inherited 1-25 team into a regular NCAA

Tournament participant and 20-game winner. BYU has qualified for postseason play in six of the past seven seasons, including three NCAA bids, while claiming two MWC titles. As associate head coach, Rose fulfilled a variety of responsibilities under Coach Cleveland, and his efforts earned notice, such as being named the top assistant in the Mountain West Conference by Street & Smith in the 2004-05 College Basketball Preview.

Rose was the team's defensive coordinator and worked with the post players. He possesses a complete knowledge of the game and worked hard in developing the team's defensive game plans. An outstanding teacher, he coached defensive skill development and implemented the defensive game plan. BYU was the top defensive team in the Mountain West Conference two of the four seasons Rose oversaw the defense.

A strong evaluator of talent with a vast network of coaching connections across the country, Rose managed BYU's recruiting efforts during his eight seasons as an assistant. Rose's success as a recruiter was evidenced by his being named one of the top 25 college basketball recruiters in 2004 by Rivals.com. Each year the Cougars have brought in talented newcomers to contribute to the BYU program. The 2004 class was rated No. 17 nationally and No. 3 in the West by Rivals.com. The 2000 recruiting class also ranked in the top 20 nationally.

Proving that Rose has excelled in recruiting and developing players, nine recruits have earned conference newcomer honors or a major conference award in their first season as a Cougar in the nine years Rose has been in Provo. Including Rafael Araujo being named the league's top newcomer by the MWC media members in 2003 (the MWC discontinued the newcomer award that year), six BYU players have been singled out as either the conference newcomer or freshman of the year. Most recently, Trent Plaisted was named the 2006 MWC Freshman of the Year. The following is the list of player honors earned the last nine seasons by Cougar recruits in their first seasons in Provo.



- Trent Plaisted (2005-06 MWC Freshman of the Year, second-team All-MWC)
- Mike Hall (2003-04 MWC Defensive Player of the Year, third-team All-MWC)
- Rafael Araujo (2002-03 Newcomer of the Year by MWC media poll, third-team All-MWC)
- Jared Jensen (2001-02 MWC Co-Freshman of the Year)
- Trent Whiting (2000-01 MWC Newcomer Team, second-team All-MWC)
- Terrell Lyday (1999-2000 MWC Newcomer of the Year, All-Tournament Team)
- Mark Bigelow (1998-99 WAC Freshman of the Year, Newcomer Team, second-team All-WAC)
- Mekeli Wesley (1997-98 WAC Newcomer Team)
- Ron Selleaze (1997-98 WAC Newcomer of the Year, Newcomer Team, second-team All-WAC)

Rose has also worked closely with scheduling. BYU has played many of the nation's top teams over the past several years thanks in part to relationships Rose has developed with programs across the country. His efforts have helped the Cougars receive invitations to tournaments like the 2004 EA SPORTS Maui Invitational where BYU faced that season's NCAA Champion North Carolina.

Prior to coming to BYU, Rose was head coach at Dixie State College in St. George, Utah, where he compiled a 167-57 record in seven seasons. Rose guided six of his seven teams to national top-20 rankings, including a ranking as high as No. 2, while earning three conference titles. His peers honored him as the 1993 Scenic West Athletic Conference Coach of the Year. While at Dixie, Rose coached three NJCAA All-Americans as well as long-time NBA player Keon Clark. At BYU he has recruited and coached two NBA Draft picks in Rafael Araujo and Travis Hansen.

Before being promoted to the head coaching position at Dixie, Rose served as a Rebel assistant coach under Ken Wagner for three seasons. Rose coached multiple sports at Millard and Pine View high schools in Utah before joining the staff at Dixie. He was the head basketball coach at Millard for three years from 1983-86.

Rose becomes the 17th person to guide the Cougar basketball program since its first sea-

WHAT PEOPLE ARE SAYING ABOUT COACH ROSE:

"Dave Rose is one of the best coaches I have ever known. Not only is he the best at preparing you to succeed against your opponent by preparing game plans, but he is the greatest motivator I have ever been around. He has a special way to communicate with the players and instill confidence that enables you to play at the highest level every game. When my career at BYU came to an end, he continued to help me choose an agent, go to NBA camps and workouts and begin my professional career. He never stopped supporting me and believing in me with everything I did. I will always be grateful for what he has done for me and continues to do for me now."

— Travis Hansen, Former Atlanta Hawk and BYU Cougar, currently playing professionally in Russia

"I have never been around a coach who had a feel for what makes each player tick like Coach Rose. He knew what to say and when to say it, and when he talked everyone listened because of the respect he had earned from past experiences the team had been through with him. He is a coach that you not only want to play for but a coach that you would sacrifice almost anything for. He has been one of the most influential people in my basketball career,

and I will forever benefit from his lessons on basketball and life. His attitudes about basketball and about life attracted me to him from the beginning. I've never seen any other coach like him."

— Mark Bigelow, Former BYU Cougar, currently playing professionally in Spain

"Coach Rose is one of the main reasons why I came to BYU. He saw me play in junior college and because of his great vision and recruiting skills, I came to BYU. He has taught me a lot. I enjoy working with Dave. He's a great coach and friend."

— Rafael Araujo, Former BYU Cougar, currently playing in the NBA for the Utah Jazz

"Major props, respect and "shugs" (half handshake, half hug) to Dave Rose at Brigham Young. BYU was 9-21 in 2004-05, and Steve Cleveland left to take the Fresno State job. Rose, a long time juco head coach at Dixie State and an assistant at BYU prior to taking over, had only one senior on his roster but ran off 10 of 11 in the MWC. BYU was picked dead last by the media and in the coaches' polls but finished tied for second place with 20 wins overall ... Dave Rose has done a great job of turning this program around in his first year as a head coach. He's got his team playing well when it really counts."

— ESPN's Doug Gottlieb, on ESPN.com

son in 1903. He follows the coaching pedigree of Basketball Hall of Fame coach Stan Watts, who is BYU's all-time leader in coaching victories with a 371-254 record from 1949-72. Watts also coached at Millard High School and Dixie State College before coming to BYU.

PLAYING CAREER

Rose was a two-sport athlete at Dixie College before transferring to Houston, where he was a shooting guard and co-captain of the famous "Phi Slamma Jamma" team featuring Hakeem Olajuwon and

Clyde Drexler. In 1983 his Houston team was ranked No. 1 nationally and finished second in the NCAA Tournament. At Houston, Rose played in 1980-81, redshirted in 1981-82 and played his final year in 1982-83.

2006 MWC COACH OF THE YEAR DAVE ROSE





At Dixie, Rose was first-team all-league in both basketball and baseball. Rose was also the Region 18 batting champion, hitting .421 as a center fielder. While playing basketball for Houston's Northbrook High School, he led the District 16AAAA in scoring, was selected first-team all-district and All-Greater Houston and was named team MVP.

PERSONAL

A native of Houston, Texas, Rose and his wife Cheryl have three children and one granddaughter. Daughter Chanell played forward on the BYU women's basketball team from 2000-03 and is married to Brock Reichner, last year's lone senior on the BYU team. Rose's wife Cheryl is actively involved in helping families who have children with cancer as vice chairperson of the Children with Cancer Christmas Foundation. Rose follows Cleveland as the second returned missionary to serve as BYU men's basketball head coach. Rose served a full-time mission for The Church of Jesus Christ of Latter-day Saints in Manchester, England, from 1977-79 between his two years as a player at Dixie College. His son Garrett returned in August 2005 from a two-year mission in Little Rock, Ark., and married his wife

Brooke in November 2006. Rose also has a daughter, Taylor, who is a sixth grader at Wasatch Elementary.

COMMUNITY SERVICE

Dave Rose was one of the first coaches in Utah to become involved with Coaches vs. Cancer while at Dixie State College. He helps the Children with Cancer Christmas Foundation and has been a volunteer coach for youth groups. He served on the Academic Excellence Committee at Dixie. Dave and his wife Cheryl were Chamber of Commerce Citizens of the Year in St. George. Cheryl is extremely committed to serving in the community. She received the Beacon of Hope Award in 2005. After Dave got her involved, she now serves as the Vice Chairperson for the Children with Cancer Christmas Foundation. She served on the Utah State Substance Abuse Committee of Higher Education and was on the Washington County Substance Abuse Prevention Team. She spoke across the region about substance abuse while fulfilling an appointment by the U.S. Department of Education as the Regional Coordinator for the Network of Colleges and Universities Committee to the Elimination of Drug and Alcohol Abuse on Campus, serving Utah, Arizona and Nevada. Cheryl has

also served on the Women's Conference Board, including a stint as Chairwoman in 1995. Other involvements have included the Washington County Fair Queen Pageant Committee and being the longtime chairwoman for the Miss Santa Clara Pageant.



THE ROSE FILE

- Born: December 1957
- Hometown: Houston
- High School: Northbrook, Houston
- Education: Houston, BA 1983
- Head Coach: BYU, 2005-present
Dixie College, 1990-97
Millard HS, 1983-86
- Asst. Coach: BYU, 1997-2005
Dixie College, 1987-90
Pine View HS, 1986-87
- Playing Exp.: Houston, 1980-83
Dixie College, 1976-77, 79-80





COLLEGE HEAD COACHING RECORD/HONORS

BYU (2005-present):

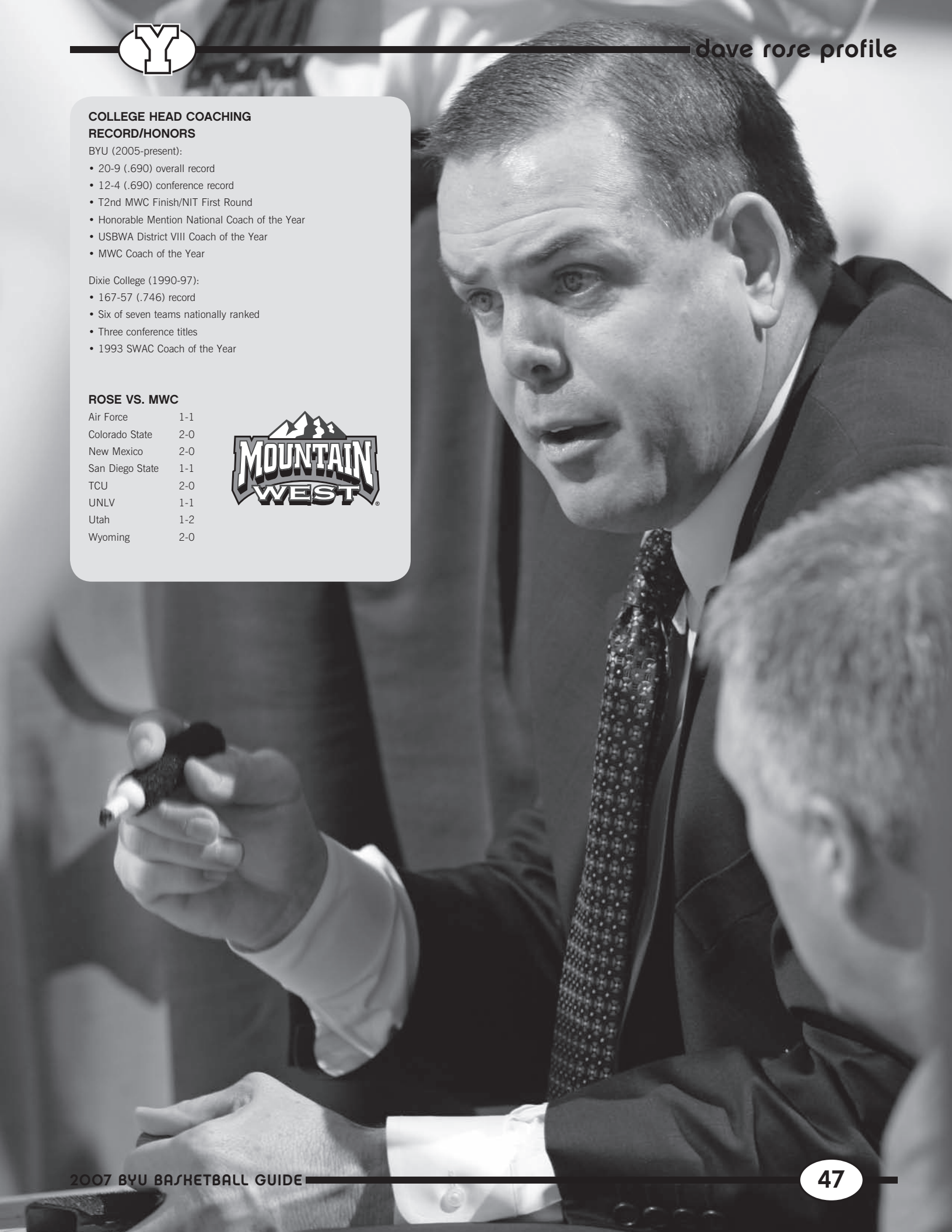
- 20-9 (.690) overall record
- 12-4 (.690) conference record
- T2nd MWC Finish/NIT First Round
- Honorable Mention National Coach of the Year
- USBWA District VIII Coach of the Year
- MWC Coach of the Year

Dixie College (1990-97):

- 167-57 (.746) record
- Six of seven teams nationally ranked
- Three conference titles
- 1993 SWAC Coach of the Year

ROSE VS. MWC

Air Force	1-1
Colorado State	2-0
New Mexico	2-0
San Diego State	1-1
TCU	2-0
UNLV	1-1
Utah	1-2
Wyoming	2-0





DAVE RICE



ASSISTANT COACH

SECOND SEASON

UNLV, 1991

THE RICE FILE

Born: August 1968
Hometown: Claremont, Calif.
High School: Claremont
 Claremont, Calif.
Education: UNLV, BA 1991
 UNLV, MBA 1993
Assistant Coach: BYU, 2005-present
 Utah St., 2004-05
 UNLV, 1994-2004
 Chaffey College, 1993-94
 Claremont HS, 1992-93
 UNLV, 1991-92
Playing Exp.: UNLV, 1989-91
 Mt. San Antonio (Calif.)
 College, 1987-89

QUOTING COACH ROSE

"Dave has exceptional experience in all facets of coaching. He is an excellent recruiter and on-the-floor coach as well as an outstanding teacher of the game. He has always been part of successful programs as both a player and a coach and has years of coaching experience in our league. He is also a tireless worker and a great person."

Dave Rice joined the BYU coaching staff in May 2005. Rice has 15 years of coaching experience, including 13 seasons at the Division I level at BYU, UNLV and Utah State. As a player, Rice was a member of UNLV's 1989-90 National Championship and 1990-91 Final Four teams that won a school-record 45 consecutive games.

In his first season at BYU, he helped the Cougars become the nation's second-most improved team with a 20-9 overall record. BYU also led the Mountain West Conference in scoring and assists.

Rice came to BYU from Utah State University where he helped Coach Stew Morrill and the Aggies earn a 24-8 record, Big West Conference Tournament title and an NCAA Tournament bid in 2004-05. In his one season at Utah State, Rice's coaching duties included working with the offense and coaching the guards. In 2004-05, the Aggies led the nation in field-goal percentage (school-record .525) and ranked fourth nationally in scoring margin (+14.6), 10th in assists (17.2) and 20th in three-point field goal percentage (.391).

Rice spent 11 seasons as an assistant coach at UNLV, which is the second-longest tenure ever for an assistant in that program. During his time at UNLV as both a player and a coach, the Rebels had 12 players go on to play in the National Basketball Association, eight of whom were drafted in the first round, including six lottery picks. While in Las Vegas, Rice worked under four head coaches in Jerry Tarkanian, Tim Grgurich, Bill Bayno and Charlie Spoonhour. In his last eight seasons at UNLV, the

Runnin' Rebels received seven postseason invitations and averaged 20 wins per year.

In addition to his Division I experience, Rice served as an assistant coach for one season at Chaffey (Calif.) College in 1994, helping the Panthers to a 32-6 record and an appearance in the California State Final Four. He also spent one season at Claremont (Calif.) High School, where he was an assistant coach under his father Lowell, a long-time high school coach. That team went 21-7, winning the Baseline League Championship and reaching the CIF quarterfinals.

Rice earned his bachelor's degree in political science from UNLV in 1991 and his

MBA in 1993. He was also a two-time UNLV Scholar-Athlete of the Year and a Rhodes Scholar candidate.

Prior to playing at UNLV, Rice began his college career at Mt. San Antonio College in Walnut, Calif., where he earned All-South Coast Conference honors as a sophomore and was chosen from among more than 13,000 student-athletes as the 1989 California Junior College Scholar-Athlete of the Year. He graduated from Claremont High School.

A native of Claremont, Calif., Rice and his wife Mindy have two sons, Travis (9) and Dylan (4).





JOHN WARDENBURG

John Wardenburg joined the BYU coaching staff as an assistant coach in May 2001 and served four seasons under former BYU coach Steve Cleveland before being retained on the staff by current BYU head coach Dave Rose.

In 2005, he helped the Cougars become the nation's second-most improved team with a 20-9 overall record. BYU also led the Mountain West Conference in scoring and assists.

Wardenburg has 19 years of coaching experience. He came to BYU with 15 years of coaching experience at the high school and junior college levels. His primary responsibilities have included defen-

sive skill development, game film preparation, summer basketball camp director, recruiting and assisting Coach Rose with defensive game plan preparation.

Wardenburg compiled a 105-62 record in seven years as a head coach at Payson High School (1988-93) and Pine View High School (1999-01) while guiding his teams to five league titles and seven state tournament berths. In those seven years, his teams earned three fifth-place state tournament finishes, one third-place finish and a 3A Utah State Championship with his 2001 Pine View team.

After Wardenburg's Payson teams claimed three league titles and posted a 76-43

overall record, he served as an assistant coach from 1993-97 at Dixie State College under current BYU head coach Dave Rose and helped the Rebels to a 95-31 record and a national ranking as high as No. 2. Wardenburg left coaching for two years to serve as Dixie's Director of Athletics. He returned to coaching as the head coach at Pine View High School in St. George where he recorded two highly successful seasons before joining BYU's staff in 2001.

Wardenburg's Pine View teams won the league title both seasons he was the coach while achieving a 29-19 record. Wardenburg earned 3A Coach of the Year honors in 2000 after coaching his team to a third-place state finish and was named Championship Coach of the Year in 2001 after guiding his team to the state title.

Born in Cedar Rapids, Iowa, Wardenburg was a multi-sport athlete at Kiel High School in Kiel, Wis. He served a mission for The Church of Jesus Christ of Latter-day Saints to The Netherlands from 1977-79 and earned a BA in political science from BYU in 1986 and an MA in health, physical education and recreation from Utah State in 1992.

Wardenburg and his wife Pam have four sons, Scott, Jonathan, Adam and Barrett, and one granddaughter.



ASSISTANT COACH

SIXTH SEASON

BYU, 1986

THE WARDENBURG FILE

- Born: June 1958
- Hometown: Cedar Rapids, Iowa
- High School: Kiel, Kiel, Wis.
- Education: BYU, BA 1986
Utah State, MA 1992
- Administrative Exp.: Dixie College, AD, 1997-99
- Head Coach: Pine View HS, 1999-2001
Payson HS, 1988-93
- Assistant Coach: BYU, 2001-present
Dixie College, 1993-97
Pl. Grove HS, 1986-88

QUOTING COACH ROSE

"I have worked with John for many years, including our four years at Dixie College.

I have a lot of confidence in John and what he brings to our coaching staff. He is a tireless worker who loves the game. He has done a great job working with our defense since coming to BYU and has very good recruiting relationships with high school coaches."





WALTER ROESE



ASSISTANT COACH

SECOND SEASON

BYU HAWAII, 1994

THE ROESE FILE

Born: April 1967
 Hometown: Novo Hamburgo, Brazil
 High School: Colegio Americano
 Education: BYU-Hawaii, BA 1994
 BYU, MBA 2003
 Administrative Exp.: BYU Director of Basketball Operations, 2003-05
 Assistant Coach: BYU, 2005-present
 BYU-Hawaii, 2000-01
 Playing Exp.: Professionally in Brazil and Italy, 1994-2000
 Brazilian Nat. Team
 BYU-Hawaii, 1992-94
 West Texas A&M, 1990-92
 Houston, 1989-90

QUOTING COACH ROSE

"Walter really understands the game. He has outstanding basketball knowledge and great recruiting ties. His rapport with the players in our program is excellent."

Walter Roese was hired in June 2005 as an assistant coach under Coach Dave Rose, becoming the first Brazilian full-time assistant coach in NCAA Division I Men's Basketball.

With his outstanding knowledge of the game and large international recruiting network, Roese is a valuable addition to the BYU coaching staff. In 2005, he helped the Cougars become the nation's second-most improved team with a 20-9 overall record. BYU also led the Mountain West Conference in scoring and assists.

A 1994 Cum Laude graduate in International Business Administration from BYU-Hawaii, Roese earned an MBA at BYU in 2003 before serving as BYU's director of basketball operations under former Cougar coach Steve Cleveland for two years.

Roese coached the Brazilian Junior National Team this past summer, helping his native country qualify for the 2007 World Cup. He also previously served as a volunteer assistant at BYU-Hawaii under Ken Wagner after finishing his professional playing career.

A native of Novo Hamburgo in southern Brazil, Roese played seven years professionally in Brazil and Italy after graduating from BYU-Hawaii. He still holds the Brazilian professional league record with 23 assists in a single game. He has represented the Brazilian National Team and professional clubs at four World Cup tournaments and several international championships in Europe, Asia and South and North America, winning state, national and South

American championships. In 1986, he was Brazil's top-rated junior player. Roese has continued to excel as an athlete. In August of 2003, he hit a three-quarter-court shot at the buzzer to give Brazil a one-point victory in the semifinals of the Masters World Basketball Championships (ages 35-40) in Orlando, Fla., before leading Brazil to the title win over Russia.

Roese has experience at nearly every level of the college game. Roese attended the University of Houston, West Texas A&M and BYU-Hawaii while playing at the Division I, Division II and NAIA levels. He was the MVP of the Lone Star Conference in 1992 while playing at West Texas

A&M and was a Scholar Athlete All-American at BYU-Hawaii. He served as a volunteer director of athletic marketing and assistant basketball coach at BYU-Hawaii from 2000-01 before attending the Marriott School of Management at BYU to obtain his MBA degree.

Roese comes from an athletic family that has seen six members participate at the Olympic level in basketball, volleyball and tennis. Fluent in English, Spanish and Portuguese, Roese and his wife Monique are the parents of two children, Leonardo and Agatha.





TERRY NASHIF
DIRECTOR OF BASKETBALL
OPERATIONS

Terry Nashif was hired as director of basketball operations in June 2005. He joined the BYU staff after being a member of the BYU basketball team from 2001-05.

A native of Vancouver, Wash., Nashif came to BYU in 2001 as a walk-on point guard and eventually earned a scholarship. A smart floor leader, Nashif appeared in 103 games for the Cougars, including 14 starts, as a member of two NCAA Tournament teams. As a sophomore in 2002-03, Nashif helped the Cougars claim a share of the Mountain West Conference regular-season title by ranking first among MWC players in assist/turnover ratio during league games. That season he played in every game, including six starts, and led BYU in assists (3.0). During his senior campaign in 2004-05, Nashif achieved a career-high eight rebounds against California and dished out a career-best 10 assists at USC.

Prior to coming to BYU, Nashif prepped at Evergreen High School in Vancouver, Wash. He was the KVAN Radio Athlete of the Year, Columbian Player of the Year and Evergreen Defensive Player of the Year. Nashif graduated from BYU in 2005 with a bachelor's degree in physical education. He served a two-year mission for The Church of Jesus Christ of Latter-day Saints in Columbia, S.C., from 1999-2001. He and his wife Katie were married in 2004.



BRIAN SANTIAGO
ASSOCIATE AD/OPERATIONS
(Basketball Administrator)

Brian Santiago came to BYU in 1997 and currently serves as the associate athletics director for operations. His responsibilities include serving as the administrator for men's basketball.

Among Santiago's men's basketball duties are scheduling, game management and conference championship hosting. Prior to becoming an associate athletics director, Santiago served four years handling basketball operations for former BYU basketball coach Steve Cleveland.

Santiago earned his BS in business administration from Fresno State in 1995 and an MBA from BYU's Marriott School of Management in 2001. A 1988 graduate of Provo High School, Santiago was a member of the Bulldogs' 1987 state championship basketball team. After high school, he played at Utah Valley State, where he was all-conference and all-region in basketball and baseball. He then went on to play basketball at Fresno State, where he led the WAC in assists and three-point shooting percentage — finishing second in the nation from the three-point arc at 50 percent. Following college, he spent three years playing professional basketball for the Arcibo Capitanes of the Puerto Rican Superior League and was named to the pre-selection Olympic team for Puerto Rico.

His brothers, Kevin and Mark, played basketball for BYU. He served a mission for The Church of Jesus Christ of Latter-day Saints to the Dominican Republic, Santiago mission. He and his wife Kimberly have four children: McKay, Colson, Jaxon and Whitney.



CHAD BUNN
VIDEO COORDINATOR

A native of Richmond, Utah, Chad Bunn has served as video coordinator since 1989 after receiving a BA in communications from BYU that same year. Bunn is a founding member of the Collegiate Sports Video Association (CSVA) and has served two terms as its president. Bunn currently serves as the Mountain

West Conference representative to the CSVA. In 2002 Bunn was named the Bob Matey Video Coordinator of the Year, the CSVA's highest honor. In 2003 Bunn received this same award for the MWC. Bunn served as the video coordinator for the Western Athletic Conference Tournament from 1993-99 and now serves in the same position for the MWC, providing game DVDs to each participating school. Bunn currently serves as president of the board of trustees for Intermountain Specialized Abuse and Treatment Centers, a nonprofit organization that provides treatment to abused children. Bunn is also active in his local Kiwanis Club. From 1982-84 Bunn served a mission in Miami for The Church of Jesus Christ of Latter-day Saints. Bunn and his wife Lorie have two daughters.



STEVE BUSHMAN
EQUIPMENT MANAGER

Steve Bushman joined the men's basketball team as an equipment manager in December 2004. He also works with women's basketball, baseball and softball and assists with football. Prior to his appointment, Bushman volunteered in the athletic department for eight years under BYU's Director of Equipment

Operations Mick Hill, working primarily with baseball, men's basketball and football. Bushman has been an employee at BYU for over 20 years, serving in the grounds department as the sprinkler system repair foreman. A Utah Tech (now UVSC) attendee, Bushman played baseball for the Wolverines under former BYU baseball coach Gary Pullins. His love of baseball has continued throughout his life as Bushman has coached youth baseball for 30 years and spent 10 years as an assistant baseball coach at Provo High School. Bushman served a mission for The Church of Jesus Christ of Latter-day Saints to Pennsylvania from 1970-72. The father of four children, Bushman and his wife Cindy also have eight grandchildren.



E.J. CAFFARO
STUDENT ATHLETE ACADEMIC
CENTER DIRECTOR

E.J. Caffaro serves as the director of the Student Athlete Academic Center and as the basketball academic coach. His emphasis is placed upon graduating the student-athletes from BYU. Prior to coming to BYU, Caffaro was an assistant football coach and

the offensive and defensive coordinator at Ricks College (now BYU-Idaho) in Rexburg, Idaho, from 1991-01. He was also an assistant basketball coach for the Vikings. Before his stint at Ricks, Caffaro was a member of the football coaching staff at Snow College in Ephraim, Utah, where he was the defensive coordinator from 1986-91. Caffaro holds a master's degree in physical education (emphasis in athletic administration) from Idaho State University (1994) and a bachelor's degree, also in physical education, from Brigham Young University (1984). Caffaro and his wife Shari have four children.



JUSTIN McCLURE
BASKETBALL STRENGTH &
CONDITIONING COACH

Justin McClure began serving as the assistant strength and conditioning coach at BYU in 1999. Prior to BYU he attended the University of Northern Colorado where he served as a strength coach while finishing a master's degree in physical education with an emphasis in exercise physiology.

He is currently responsible for directing and implementing strength and conditioning programs for basketball and baseball. He also assists head strength coach Jay Omer in all aspects of the football strength and conditioning program. During his time at BYU he has worked with all of the University's 21 intercollegiate sports. He is a current certified member of the Collegiate Strength and Conditioning Coaches Association and National Strength and Conditioning Association. He is originally from Boulder, Colo., and has an undergraduate degree in kinesiology from Northern Colorado. His and his wife Jill have two daughters.



BRETT PYNE
BASKETBALL MEDIA RELATIONS

Brett Pyne joined BYU in 1998 as an assistant director in the Athletic Communications office. He is the media relations director for men's basketball and oversees media relations for women's volleyball, gymnastics and swimming and diving. He also coordinates the office's internship and mentoring program, which provides valuable work experience to current BYU students.

Since coming to BYU, Pyne has won numerous citations for his part in helping produce the women's volleyball and men's basketball media guides. He has also served as an adjunct faculty member at BYU. Previously, Pyne served as the director of communications for the American Junior Golf Association in Atlanta from 1993-97 and as manager of corporate communications at NuSkin Enterprises in Provo, Utah, from 1997-98. An Orem native, he earned his bachelor's degree from BYU in 1992 with a double major in communications and Italian. He and his wife Jan have three daughters.



ZEFFIE NELSON
BASKETBALL OFFICE
SECRETARY

Zeffie Nelson joined the basketball staff in 1998 as the Office Secretary. Her responsibilities range from managing the office functions to administrative and recruiting support. She attended BYU and UVSC. She has a background in secretarial and business administration.

Zeffie says coming to work in the basketball office is a real pleasure and that athletics is second nature to her because of being married to a former coach. Zeffie was raised in Centerville, Utah, and married her high school sweetheart, the late David G. Nelson IV from Bountiful, a former UVSC baseball coach and BYU baseball player. Zeffie has six children and seven grandchildren. Having worked most of her life, she enjoys a variety of responsibilities and challenges.



ROBERT RAMOS
BASKETBALL TRAINER

Robert Ramos began working on the BYU athletic training staff in 2002. Ramos is a BYU alumnus with undergraduate (1995) and graduate (1998) degrees in athletic training. He received his EMT license in the summer of 2001. He is assigned to work with men's basketball, baseball, golf and football. Ramos is a native of Willits, Calif.

After graduating, Ramos interned with the San Francisco 49ers. In 1996, he returned to BYU to study as a graduate assistant. Upon graduation, Ramos worked for Physical & Sports Therapy Services in Orem before being hired as the head athletic trainer for Utah Valley State College in 1999, where he oversaw all 13 sports. He also worked as a trainer with the 2002 Olympic medical staff at the Peaks Arena in Provo. He served a mission to Mexico for The Church of Jesus Christ of Latter-day Saints. Ramos and his wife Jennifer have four children.



CORY BELNAP
STUDENT TRAINER



KIM JACKSON
MANAGER



MICAH SMURTHWAITE
MANAGER



GARRETT FAUCETTE
MANAGER



JIMMY HENRY-DEMPSTER
MANAGER

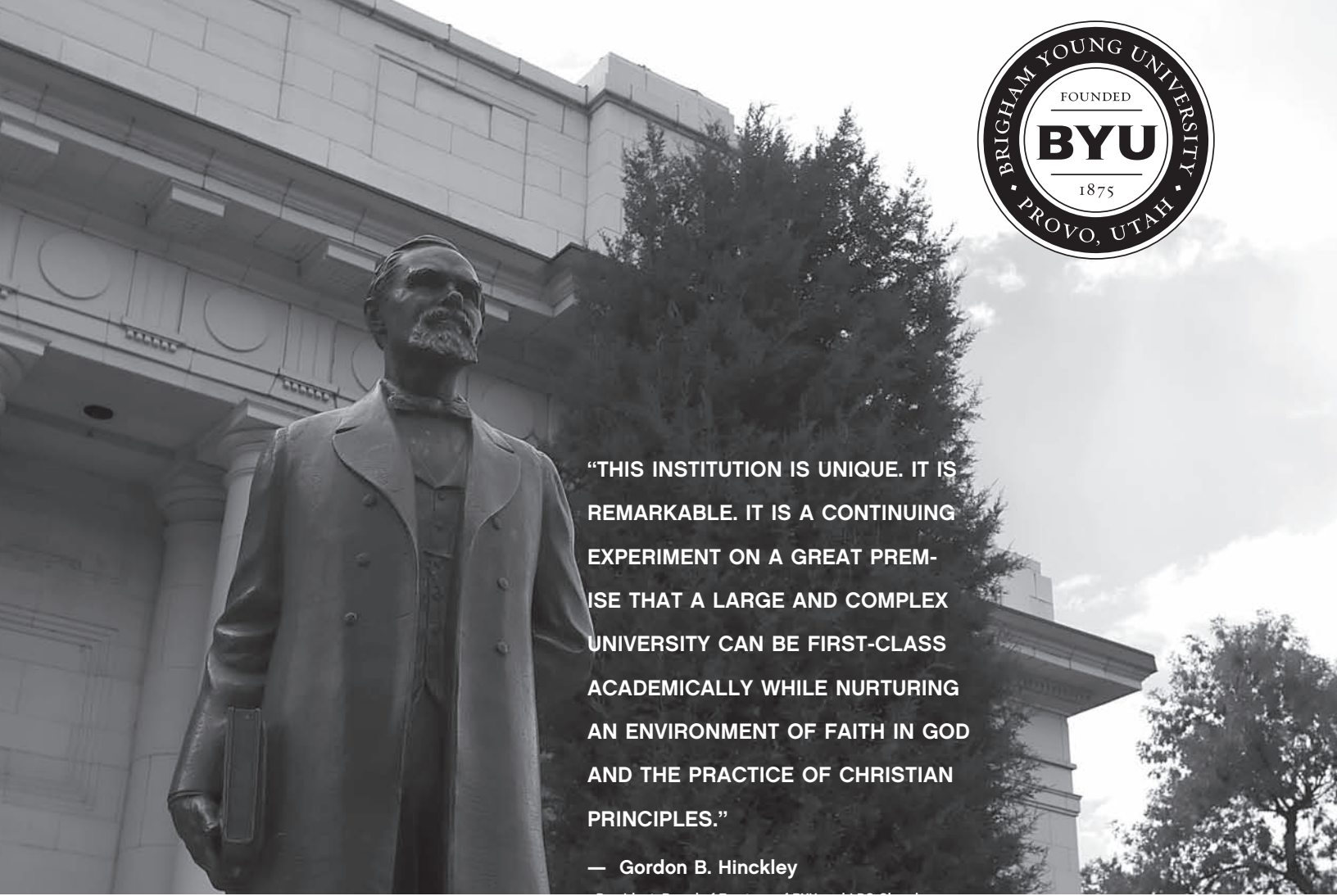


ANDREW MAY
MANAGER



BRIGHAM YOUNG UNIVERSITY





“THIS INSTITUTION IS UNIQUE. IT IS REMARKABLE. IT IS A CONTINUING EXPERIMENT ON A GREAT PREMISE THAT A LARGE AND COMPLEX UNIVERSITY CAN BE FIRST-CLASS ACADEMICALLY WHILE NURTURING AN ENVIRONMENT OF FAITH IN GOD AND THE PRACTICE OF CHRISTIAN PRINCIPLES.”

— Gordon B. Hinckley

WORLDWIDE, WORLD-CLASS UNIVERSITY

Established in 1875, Brigham Young University provides an outstanding education in an atmosphere consistent with the ideals and principles of its sponsor, The Church of Jesus Christ of Latter-day Saints. With more than 30,000 students gathered from all 50 states, the District of Columbia and more than 120 countries, BYU is the largest privately owned, church-sponsored university in the United States. The university has an additional 2,800 part-time and 1,000 evening students as well as 2,400 students enrolling at BYU-Hawaii and 10,000 others attending BYU-Idaho. Known for its multicultural and academically-minded student body, its world-class teaching and its beautiful mountain location, BYU is also recognized for its extensive language programs, talented performing arts ensembles, outstanding sports programs and devotion to combining solid scholarship with the principles of the restored gospel of Jesus Christ.

EXCELLENT LEARNING ENVIRONMENT

BYU students benefit from a campus environment ranked above the 90th percentile nationally in being supportive, being academically challenging and fostering active and collaborative learning as measured in the 2004 National Survey of Student Engagement. It's no

surprise that our graduates leave BYU with the skills and desire to make meaningful contributions all across the globe. Furthering their education in a highly supportive environment, an impressive number of undergraduates have the chance to become involved in research that enhances their course work. The BYU experience ensures that students are well prepared to pursue advanced degrees, enjoying strong acceptance rates into leading graduate programs. BYU graduates are also highly recruited among top employers.

This survey also shows that significantly more BYU undergraduates (86 percent) participate “very often” in activities to enhance their spirituality than do undergraduates nationally (18 percent). Also, 74 percent of BYU undergraduates rate their overall education as being “excellent,” with the national rate at 33 percent. *Consumers Digest* ranked BYU as the second-best value in American private education. *The Princeton Review* awarded the university the top spot in the categories of “great college library” and “stone-cold sober,” sixth in “best quality of life” and seventh in “happiest students.” Institutional Research and Evaluation Inc. named BYU the safest campus in the nation for schools of its size.

EXCEPTIONAL ACADEMICS

BYU ranks among the top 20 in National Merit scholars enrolled; among the nation's leaders in National Science Foundation fellowships (and fellows who go on to earn science and engineering doctorates); third among accounting programs; fourth in the number of Advanced Placement examination scores; and among the top 10 percent in nursing programs. BYU students garner distinction as Fullbright scholars, Mellon fellows and Barry M. Goldwater scholars. The University consistently achieves national recognition. *U.S. News & World Report* ranks BYU's law and business schools among the top 40 in the United States. In the July 2002 edition of the *Chronicle of Higher Education*, BYU was recognized as the best in the nation at turning research dollars into inventions and new companies.

A BEAUTIFUL CAMPUS SETTING

BYU is located 45 miles south of Salt Lake City in Provo, Utah, a city of more than 115,000 situated 4,500 feet above sea level. The campus sits at the western base of the Wasatch Mountains, part of the Rocky Mountain Range. Surrounded by mountains, Provo is at the heart of Utah Valley with a combined population of more than 440,000. Utah Valley is framed by the 23-mile-long



BRIGHAM YOUNG UNIVERSITY

Utah Lake on the west and 11,750-foot Mount Timpanogos on the east. BYU also has campuses in La'ie, Hawaii (Brigham Young University-Hawaii) and Rexburg, Idaho (Brigham Young University-Idaho) serving an additional 12,000 students. The main campus sits on approximately 600 acres at the foot of the Wasatch Mountains and includes 333 buildings. Additional facilities include the BYU Jerusalem Center, the BYU Salt Lake Center, LDS Business College and Missionary Training Centers around the world.

OUTSTANDING STUDENT BODY

BYU students arrive with superb preparation. The entering class has an average high school GPA of 3.71 (on

a 4.0 scale) and an average ACT score that ranks in the 89th percentile nationally. The University consistently places in the top 20 for enrollment of National Merit Scholars. In addition to their academic excellence, students bring and share high values and ideals. Students come to BYU from all 50 states and more than 120 countries, bringing many international cultures and experiences to the campus.

Nearly half of these scholars have lived outside the United States, and three-fourths are fluent in at least two languages. The variety of cultures and backgrounds, coupled with an institutional commitment to the gospel of Jesus Christ, adds to an already rich academic experience that challenges the mind while feeding the spirit.

QUALITY PROFESSIONAL PREPARATION

A strong curriculum delivered by outstanding faculty is key to the academic excellence of BYU graduates. From business management to nursing, from the humanities to engineering, the University's 11 colleges — supported by comprehensive offerings from religious education — continue to be internationally recognized for the quality of their education and the professional preparation they provide. In addition to the challenging course work and hands-on research, numerous programs offer academic and service outreach opportunities. Study abroad centers, distance-learning courses and worldwide performing arts tours are a few of the offerings that enrich BYU's academic experience.





INTERNATIONAL CENTER OF LEARNING

BYU has been selected as a Center for International Business Education Research (CIBER), a program designated to promote the competitiveness of United States business through an integrated international curriculum, faculty and student international research and outreach programs. BYU's David M. Kennedy Center for International Studies provides support to colleges and departments in pursuing their international interests.

BYU runs the largest study abroad program in the United States, with satellite centers in London, Jerusalem and Paris, as well as more than 20 other sites. The Institute of International Education ranks BYU as the number one university in the U.S. to offer students study abroad opportunities; nearly 2,000 students take advantage of more than 50 BYU study abroad programs yearly. BYU's motto is "The World is Our Campus."

Many factors contribute to the diversity and depth of language expertise at BYU. More than three-fourths of BYU students speak a language other than English—107 languages in all. Six percent of the student body is from outside the United States, representing more than 120 countries. Additionally, 82 percent of the men and 13 percent of the women at BYU have served church missions, which often entails gaining fluency in a second language. The variety of language skills among the student body allows the University to provide a rich forum for language instruction.


Regular classes are offered in 43 languages, with an additional 23 available with sufficient student interest—among the most offered anywhere in the country. The number of enrollments in language courses at BYU equals 31 percent of the student body, compared to the national average of 8 percent. The prior experience of most of the students allows for a higher standard of

instruction, using the language to teach other ideas—literature, history, culture—as well as to enhance their opportunities outside the lab and classroom.

DISTINGUISHED FACULTY

Faculty members hold advanced degrees from universities around the world. Their achievements are compelling and broad ranging as they pursue consequential research work that is making a real difference. Alleviating hunger worldwide through more efficient agriculture, finding low-pollution energy alternatives and making significant contributions to the strengthening of families are among their many pursuits. Faculty members are regularly called upon to head national and international professional organizations and to consult with corporate and governmental entities. Above all, these high-principled men and women share an unmatched devotion to bringing the best possible education to their students.





NATIONAL RANKINGS AND RECOGNITION

U.S. News and World Report gave BYU high marks in several categories in its 2005 “America’s Best Colleges” issue, ranking BYU in the second tier in the category of “Best National Universities,” 25th in the “Great Schools at Great Prices” among national universities with doctoral programs and among the top 10 with the least student-incurred debt.

The J. Reuben Clark Law School was ranked 34th in the 2005 issue of *U.S. News & World Report’s* “Best Graduate Schools.” The law school also earned the fourth spot in *The Princeton Review’s* ranking of law schools’ “overall academic excellence.” The Marriott School of Management’s MBA program was ranked 39th in the nation by *U.S. News & World Report*, fifth among regional schools by *The Wall Street Journal* and 49th

in the world—moving up 26 spots—by the *Financial Times*. The *Journal* also rated the Marriott School second in the national category “best for hiring graduates with ethical standards” and fifth for excellence in accounting. Also rated in *U.S. News & World Report’s* “Best Graduate Schools” 2005 issue, BYU’s College of Nursing was 58th among graduate nursing programs, and the University’s Ira A. Fulton College of Engineering 81st among graduate engineering programs, with specific graduate programs in mechanical engineering ranking 53rd and in electrical and computer engineering ranking 68th.

BYU’S HONOR CODE

BYU exists to provide a university education in an atmosphere consistent with the principles of The Church of

Jesus Christ of Latter-day Saints. This environment is preserved through adherence to a code of conduct called the Honor Code that reflects those ideals. Initiated by students in 1949, the Honor Code emphasizes being honest, living a chaste and virtuous life, abstaining from alcohol and tobacco, using clean language and other values encompassed in the doctrines of the Church. The code is supplemented by additional guidelines on dress, grooming and housing. Students and faculty are attracted by the opportunity to study and work among those who share their faith and standards. In a survey of BYU alumni, 77 percent cited their desire to “obtain a spiritual, religiously based education” as a very important or extremely important factor in their decision to attend BYU.






BYU'S DISTINGUISHED ALUMNI



JAYNE CLAYSON



MIKE WEIR



DANNY AINGE



VAI SIKAHEMA



SHAUNA ROHBOCK


From Super Bowl champions to PGA pros and from national broadcasters to political leaders, Brigham Young University is the alma mater of many outstanding men and women. The BYU experience ensures that students are well prepared for outstanding success after graduation. Whether in academics, business, medicine, law, government, entertainment or athletics, BYU is a proven launching pad for your future dreams.

Rafael Araujo ('04): NBA lottery pick and member of the Utah Jazz. Eighth pick overall and first center and first college senior selected in 2004 NBA draft.
 Danny Ainge ('92): Former NBA basketball player and Phoenix Suns head coach; current executive director of basketball operations for the NBA's Boston Celtics.
 Ezra Taft Benson ('27): President of the LDS Church from 1985-1994; U.S. Secretary of Agriculture under President Dwight D. Eisenhower.
 Brian Billick ('76): Current head coach of the NFL's Baltimore Ravens, 2001 Super Bowl Champions.
 Don Bluth ('67): Director, producer and animator of feature films.
 Paul D. Boyer ('39): Nobel Prize in Chemistry, 1997.
 M. Anthony Burns ('63): Former CEO and President of Ryder Systems and member of the board of directors for The Black & Decker Corporation, J.C. Penney Company, Inc., J.P. Morgan Chase & Co. and Pfizer Inc.
 Orson Scott Card ('75): Author of science fiction stories, plays and books.
 Todd Christensen ('78): Former All-Pro tight end, current television game analyst.
 David Checketts (MBA, '81): Former president of Madison Square Garden; owner of Real Salt Lake, Utah's Major League Soccer franchise.
 Jayne Clayson ('90): Emmy award-winning CBS News Correspondent
 Stephen R. Covey ('76): Heads Covey Leadership Foundation; author of "Seven Habits of Highly Effective People."
 Ty Detmer ('92): 1990 Heisman Trophy winner and longtime NFL quarterback.
 Philo T. Farnsworth ('27): One of the fathers of television.
 Harvey Fletcher ('07): Father of stereophonic sound.
 James C. Fletcher ('44): Former president of the University of Utah; former chief of the National Aeronautics and Space Administration.
 Frank Fredericks ('91): Two silver medals in the '92 and '96 Olympics.
 Orrin G. Hatch ('59): U.S. Senator, Utah; senior Republican member of the Senate Judiciary Committee
 Sharlene Wells-Hawkes ('88): 1985 Miss America and former ESPN announcer.


Jared Hess: Award-winning writer/director of *Napolean Dynamite*.
 Chad Lewis ('96): Former NFL All-Pro tight end for the Philadelphia Eagles.
 Tiffany Lott-Hogan ('98): World Record holder in the 55-meter hurdles.
 Jeffrey R. Holland ('66): Former president of BYU; current member of the Quorum of the Twelve Apostles of the LDS Church.
 Ken Jennings ('98): Record \$2.52 million-dollar winner on TV's *Jeopardy!*
 Rex E. Lee ('60): Former Solicitor General of the United States; former president of BYU.
 Keith Merrill ('67): Academy Award-winning film maker.
 Ryan Millar ('99): Three-time first-team All-American volleyball player; current U.S. National Volleyball Team member and co-interim BYU men's volleyball head coach.
 Johnny Miller ('69): Legendary professional golfer and television golf analyst.
 Dale Murphy ('82): Former Atlanta Braves baseball player; two-time MLB MVP.
 Dallin H. Oaks ('54): Former Utah Supreme Court Justice; former chair of PBS and president of BYU; a member of the Quorum of the Twelve Apostles of the LDS Church.
 Andy Reid ('80): Current head coach of the NFL's Philadelphia Eagles.
 Shauna Rohbock ('98): 2006 Torino Bobsled Silver Medalist; former WUSA soccer pro; former All-American soccer player and All-American heptathlete at BYU.
 Kevin Rollins ('83): President and CEO of Dell Computer.
 Mitt Romney ('71): Founder of Bain Capital and President of the 2002 Salt Lake Olympic Organizing Committee; Governor of Massachusetts; potential 2008 U.S. Presidential candidate.
 Vai SikaHEMA ('85): Sports anchor/reporter for Philadelphia NBC10 (WCAU); former two-time All-Pro and NFL veteran.
 Kevin Towers ('82): General Manager of Major League Baseball's San Diego Padres.
 Mike Weir ('92): 2003 Master's Champion and among the top current money winners on the PGA Tour.
 Guard Young ('00): 2004 Olympic Silver Medalist on USA's men's gymnastics team.
 Steve Young ('84, JD, '95): Two-time NFL MVP with the San Francisco 49ers; NFL Hall of Famer and current television NFL analyst.



ANDY REID




STEVE YOUNG



FRANK FREDERICKS



MITT ROMNEY



BRIAN BILLICK

Photo Courtesy of Provo Daily Herald: Dan Lund



CHURCH BELIEFS

The Church of Jesus Christ of Latter-day Saints was officially organized on April 6, 1830 with six members. Today, congregations of the Church are found in more than 160 nations and territories. With more than 12 million members, it is one of the fastest growing religions in the world and one of the largest Christian churches in the United States.

The Church of Jesus Christ of Latter-day Saints is Christian but is neither Catholic nor Protestant. Rather, it is a restoration of the original church established by Jesus Christ.

The Book of Mormon: Another Testament of Jesus Christ is regarded as divinely inspired scripture, as is the

Holy Bible. Both volumes are used by Latter-day Saints side by side. For more information on the beliefs of The Church of Jesus Christ of Latter-day Saints, visit www.mormon.org.

MISSIONARIES

BYU is owned and operated by The Church of Jesus Christ of Latter-day Saints. The missionary emphasis of The Church of Jesus Christ of Latter-day Saints is perhaps one of its most recognized characteristics. The program follows the Biblical pattern of sending out missionaries two by two.

Currently, approximately 61,000 Latter-day Saints are serving proselytizing missions around the world. Approximately 75 percent of the Church's proselytizing missionaries are young men between the ages of 19 and 26. Yet substantial numbers of single women (18 percent) and older couples (7 percent) also serve proselytizing missions. These missionaries serve for two years (men) or 18 months (women and couples), teaching the restored gospel and its ordinances and engaging in community service.

The missionaries or their families donate money to the Church equal to the average cost of a missionary's expenses. After their missions, missionaries return to schooling, vocations or family.

BRIGHAM YOUNG UNIVERSITY MAJORS

BYU offers bachelor's degrees in 212 academic programs, master's degrees in 70, juris doctorates in one and doctorates in 20. BYU offers courses in 11 colleges: Biology and Agriculture; David O. McKay School of Education; Ira M. Fulton School of Engineering and Technology; Family, Home and Social Sciences; Fine Arts and Communications; Health and Human Performance; Humanities; J. Reuben Clark Law School; Marriott School of Management; Nursing; and Physical and Mathematical Sciences.

BIOLOGY AND AGRICULTURE

- Agronomy
- Environmental Science
- Animal Science
 - Agribusiness Production
 - Animal Biotechnology
 - Science-Preveterinary Medicine
 - Veterinary Technology
- Biology
- Biology Composite Teaching
- Botany
- Clinical Laboratory Science
- Conservation Biology
- Dietetics
- Food Science
- Horticulture
- Microbiology
- Molecular Biology
- Neuroscience
- Nutritional Science
- Plant Genetics and Breeding
- Range Science
 - Production Agribusiness
 - Rangeland Ecology
- Wildlife and Range Resources
- Zoology
 - Human Biology

MCKAY SCHOOL OF EDUCATION

- Audiology and Speech-Language Pathology
- Early Childhood Education
- Elementary Education
- Teaching Physical Science
- Teaching Social Science

FULTON SCHOOL OF ENGINEERING AND TECHNOLOGY

- Chemical Engineering
- Civil Engineering
- Computer Engineering
- Construction Management
- Electrical Engineering
- Electronics Engineering Technology
- Facilities Management
- Industrial Design
- Manufacturing Engineering Technology
- Mechanical Engineering
- Technology Teacher Education

FAMILY, HOME, AND SOCIAL SCIENCES

- Anthropology
- Archaeology, Sociocultural

Anthropology (Sociocultural double major)

- Economics (BA)
- Economics (BS)
- Family History-Genealogy
- Geographic Information Systems
- Geography
 - Environmental Studies
 - Travel and Tourism Studies
- Geography Teaching
- History
- History Teaching
- Home and Family Life
- Home Economics Education
- International Politics
- Marriage, Family and Human Development
- Planning and Resource Management
- Political Science
- Political Science Teaching
- Psychology
- Psychology Teaching
- Social Work
- Sociology
- Sociology Teaching

FINE ARTS AND COMMUNICATIONS

- Acting
- Art (BFA)
- Art Education K-12
- Art History and Curatorial Studies
- Communications
 - Broadcast Journalism
 - Communications Studies
 - Marketing Communications
 - Print Journalism
 - Public Relations
- Graphic Design
- Illustration
- Interior Design
- Media Arts Studies
- Music
 - Music Composition
 - Music Dance Theatre
 - Music Education
 - Performance
 - Brass, Combined Piano and Organ,
 - Jazz Studies, Organ, Percussion, Piano,
 - String, Vocal, Woodwind
- Photography
- Theatre Arts Education
- Theatre Arts Studies
- Visual Arts

HEALTH AND HUMAN PERFORMANCE

- Dance
- Dance Education
- Health Sciences
- Health Education
- Physical Education
 - Athletic Training
 - Exercise Science
 - Fitness and Wellness Management
 - Public School Teaching K-12
- Recreation Management and Youth Leadership
 - Leisure Services Management
 - Therapeutic Recreation
 - Youth Leadership

HUMANITIES


- Chinese
- Chinese Teaching
- Classical Studies
- Comparative Literature
- English
- English Teaching
- French
- French Teaching
- German
- German Teaching
- Humanities
 - Art History, Classical Studies,
 - Comparative Literature, English, Foreign Literature, History, Media Arts (Film), Music, Philosophy
- Humanities Composite Teaching
 - English, French, German, History, Japanese, Latin, Russian, Spanish
- Italian
- Japanese
- Japanese Teaching
- Korean
- Latin Teaching
- Linguistics
- Philosophy
- Portuguese
- Russian
- Russian Teaching
- Spanish
- Spanish Teaching
- Spanish Translation

DAVID M. KENNEDY CENTER FOR INTERNATIONAL STUDIES

- American Studies
- Asian Studies
- European Studies
- International Studies
- Latin American Studies
- Near Eastern Studies
- MARRIOTT SCHOOL OF MANAGEMENT
- Accounting
- Management
 - Entrepreneurship
 - Finance
 - General Business
 - Human Resource Management
 - Insurance, Risk Management and Financial Services
 - International Finance
 - International Marketing
 - Management Information Systems
 - Marketing
 - Operations Management
 - Public and Not-for-Profit
 - Retailing

NURSING


- Nursing
- PHYSICAL AND MATHEMATICAL SCIENCES
- Biochemistry
- Chemistry (BA or BS)
- Chemistry Education
- Computer Science
- Earth and Space Science Education
- Engineering Geology
- Geology
- Mathematics
- Mathematics Education
- Physics
 - Physics, Applied
 - Computer Science
 - Selected Options
- Physics-Astronomy
- Physics Teaching
- Statistics
 - Actuarial Science, Biostatistics
 - Information Systems, Quality Science
 - Statistical Science



SMITH FIELDHOUSE (VOLLEYBALL)



MARRIOTT CENTER (BASKETBALL)



MILLER PARK (SOFTBALL/BASEBALL)

BYU boasts outstanding athletic facilities that provide student-athletes with opportunities to develop and showcase their talents. BYU's athletic success has also fostered loyal fan support for all 21 of its athletic teams, which have combined for 10 NCAA championships and nearly 300 conference titles.



LAVELL EDWARDS STADIUM




SOUTH FIELD (SOCCER)




RIVERSIDE C.C. (GOLF)



GYMNASTICS TRAINING COMPLEX




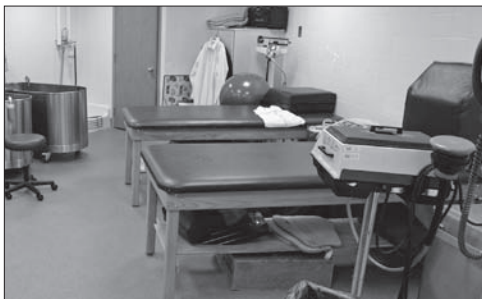
BYU SWIMMING COMPLEX



INDOOR TENNIS FACILITY



ROBISON TRACK & FIELD COMPLEX



Marriott CENTER




BYU'S OUTSTANDING ATHLETIC TRAINING PROGRAM & FACILITIES



BYU's athletic training staff is responsible for the care of student-athletes from the time they arrive on campus, aiding in the prevention of injuries. When student-athletes do get injured, they are treated by one of the nation's most qualified athletic training staffs. The staff includes certified athletic trainers, a sports physical therapist, a team physician, team orthopedic surgeons and a wide variety of other medical specialists. BYU athletic trainers are concerned with much more than just improvement in the weight room. They are committed to improving the athletes' overall fitness and health. Thanks to outstanding training facilities, BYU's athletic training staff has helped the Cougars win championship after championship.



SAB ATHLETIC TRAINING ROOM



ATHLETIC TRAINING FACILITIES



BYU's well-structured strength and conditioning program is playing an increasingly vital role in the success of collegiate basketball programs. Success begins with training. BYU recently built a new state-of-the-art strength and conditioning center as part of BYU's new Student Athlete Building.

The primary goal of the BYU program is to keep athletes healthy and prepared for competition by reducing their susceptibility to injury. BYU's strength and conditioning staff has experienced excellent results through its computer-analyzed combination of a strict weight and conditioning program, a carefully planned diet and sufficient rest.



ATHLETIC TRAINING FACILITIES



SAB STRENGTH & CONDITIONING CENTER



INDOOR PRACTICE FACILITY



SAB STRENGTH & CONDITIONING SECOND FLOOR



BASKETBALL STRENGTH & CONDITIONING CENTER

As the head strength and conditioning coach, Jay Omer's wealth of experience and knowledge is helping shape BYU student-athletes into champions.

In early 2001 Omer came to BYU after spending eight years at Georgia Tech. Since that time he has revolutionized BYU's strength and condition program and helped student-athletes reach higher.

As director of strength and conditioning, Omer is responsible for the development and implementation of training programs for athletes in all of BYU's 21 intercollegiate sports. Conditioning encompasses all facets of physical performance. From speed and quickness, to cardiovascular endurance and brute strength, Omer creates programs designed to increase them all. Training programs are sport-specific and position-specific within each sport, allowing athletes to focus on what they need to succeed in their individual competitive endeavors.

Each game, each time down the court can be decided by who tires first. Week in and week out, players give and take a beating and are expected to come back for more of the same the next week. Less than a year after his arrival, Omer's subjects were seeing huge returns on their investment. Most players had increased their personal lifts 15-25 percent.

Not only does the conditioning program improve each player as an individual, but it also improves the team as a whole.

Working and sweating with each other in the weight room helps bring the players together. Seeing each person sacrifice and succeed in the offseason builds a camaraderie that carries over to the court as players work to make each other and the team better.

The results BYU players have realized have come from dedication and sacrifice. It's a time-consuming and often painful process in which athletes push themselves to higher levels of performance, and Omer is there to watch over them the whole time.



JAY OMER
Head Strength & Conditioning Coach



JUSTIN McCLURE
Basketball Strength & Conditioning Coach

Arriving at the gym before most people are out of bed and staying until long after most people have gone home for the night, Omer takes the success of BYU athletes very seriously. It's his job to make sure the players are strong enough to achieve one more victory, one more title, one more triumph.

"I like to see kids work hard, make something of themselves and improve their abilities. That's the joy of this job. We believe a team can only be successful if it prepares well and has team chemistry. You can have a team of super stars, but I'd rather have a team of less talent that works hard, cares about each other, has team chemistry and will go to war because they believe in each other. That's what it's all about, and that's what we're trying to get done here."

— Jay Omer,
BYU Head Strength & Conditioning Coach



Athletic Conference Room



Team Meeting and Video Room



Student Athlete Computer Center



Student Athlete Academic Center foyer

“BYU IS A PREMIER UNIVERSITY THAT NEEDS PREMIER FACILITIES. THIS COMPLEX IS ANOTHER COMPONENT IN MAINTAINING OUR NATIONAL SUCCESS IN BOTH ATHLETICS AND ACADEMICS.”

– Steve Young (BYU ‘83) NFL MVP 1992, 1994

Completed in December 2003, the 126,300 square-foot Student Athlete Building (SAB) is home to the BYU Athletic Department.

This state-of-the-art facility is also home to Legacy Hall - a three-story museum/hall of fame celebrating more than 100 years of BYU Athletics. The SAB houses the student-athlete academic center, a two-story strength and conditioning center, training facilities, an equipment room, conference rooms, offices for the football coaches and men’s and women’s athletic administration offices, the Cougar Club, the football locker room and meeting rooms for the team. Legends Grille restaurant, the Cougar Fan Store and Legacy Hall are areas where fans as well as athletes can congregate.

TRAINING FACILITIES

Sponsored by Dynatronics, this area features a rehabilitation room and a hydro area with a cold pool, a hot tub with power jets, a treadmill pool with two cameras and a doctor’s office. Trainers provide electrical stimulation and ultra sound treatments as well as bikes, treadmills and Cybex machines.

The weight room is two stories and has windows built all around to provide a view of the practice field. The locker room, patterned after the NFL’s Philadelphia

STUDENT ATHLETE BUILDING QUICK FACTS

- SQUARE FOOTAGE:** 126,300 feet
- HIGHEST POINT OF ROOF:** 60 feet (outside)
- DEPTH OF BUILDING:** 160 feet
- WIDTH OF BUILDING:** 370 feet
- FIRST FLOOR:**

The first floor of the Student Athlete Center is 48,000 square feet and includes the following: athletic legacy hall, nutrition center, strength and conditioning complex, athletic training, lockers and an issue room.

SECOND FLOOR:

The second floor is 28,000 square feet and includes coaches’ offices, team meeting rooms, nutrition center (second level) and the second level of the strength and conditioning complex.

THIRD FLOOR:

The third floor is 25,000 square feet and includes the student-athlete academic center, Cougar Club offices, Varsity Club offices and administrative offices.

Eagles, is 75 yards long. There is a rehabilitation room, and three whirlpools adorn the complex. There is a special locker room for former BYU players who want to train in Provo during the offseason and a special office for professional scouts.

In Legends Grille, BYU’s sports-themed restaurant, fans, coaches and athletes can view 11 plasma TV screens, a ticker tape with world-wide sports scores and specialty events on a projection screen while grabbing a tasty bite to eat.






BYU's Student Athlete Building State-of-the-Art Features Include:

- Student Athlete Academic Center
- Strength and Conditioning Center
- Nutrition Center and Restaurant
- Training Facilities & Weight Room
- Team Meeting Rooms and Video Conference Rooms
- Football Offices
- Athletic Legacy Hall (Hall of Fame)
- Locker Rooms
- Equipment Room
- Athletic Administration Offices
- Video Facilities
- Apparel and Memorabilia Store



LEGACY HALL DISPLAYS



AERIAL VIEW OF SMITH FIELDHOUSE (BOTTOM LEFT), STUDENT ATHLETE BUILDING (RIGHT), INDOOR FACILITY (CENTER LEFT)



Legends Grille: BYU's new sports dining center on the first and second floors of the Student Athlete Building



MARRIOTT CENTER MAGIC

BYU'S HOMECOURT IS ONE OF THE NATION'S BEST BASKETBALL ARENAS

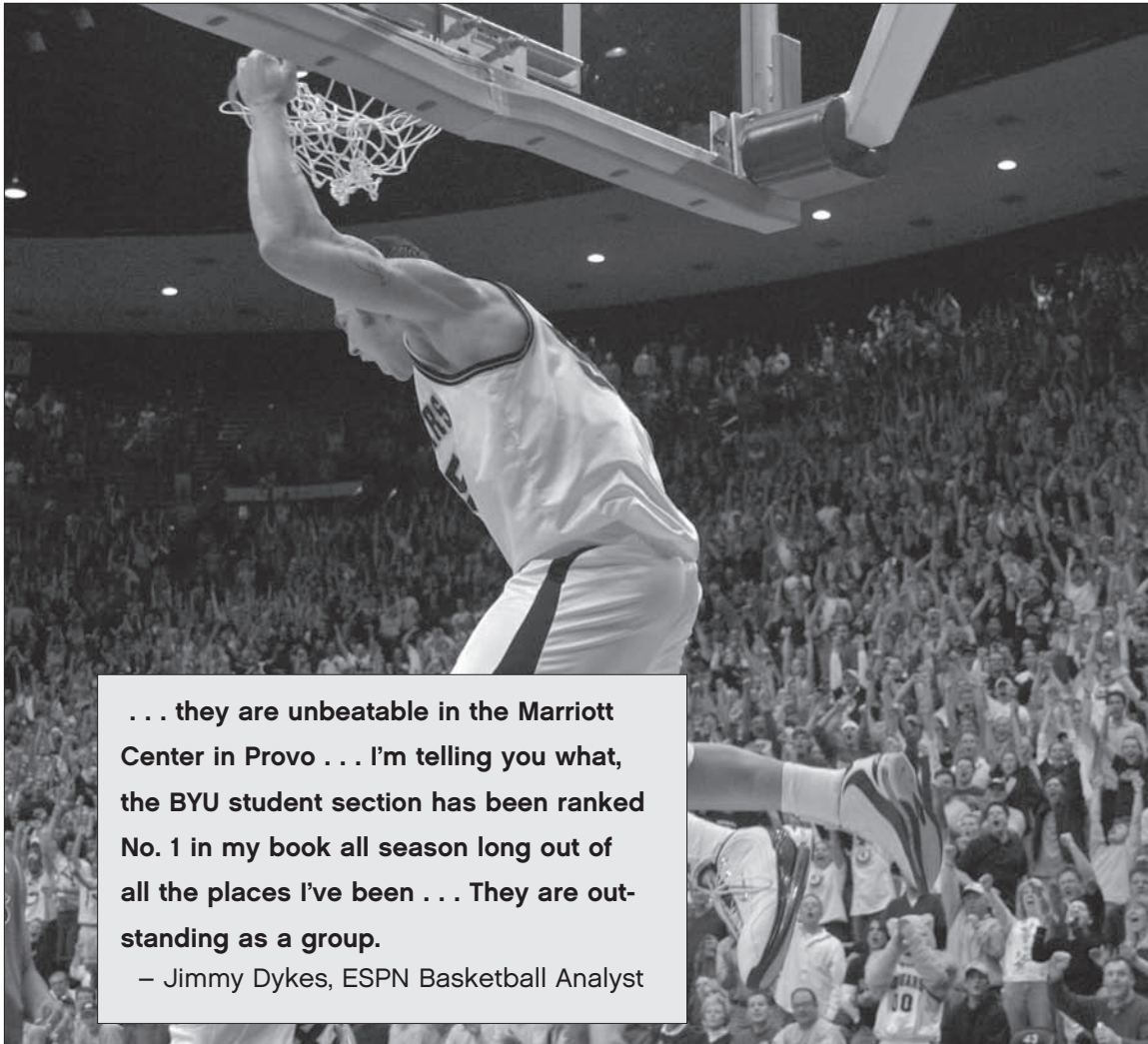

BYU's 22,700-seat basketball arena is truly a hoop heaven. There is no place quite like it in college basketball. Over the past 35 years, the Marriott Center has been home to the thrills and cheers of BYU basketball. With a history full of game-winning shots, slam dunks and some of the nation's top attendance marks, the Marriott Center's 22,700 seats have allowed BYU fans to see plenty of excitement since the facility's opening game on December 3, 1971.

The Marriott Center is named for successful Utah businessman J. Willard Marriott and is the third-largest on-campus arena in the country behind Syracuse's Carrier Dome (33,000) and Tennessee's Thompson-Boling Arena (24,525).

The Cougars have a .769 winning percentage in the Marriott Center over its 35 years. BYU has gone 77-10 in the Marriott Center over the past six years, boasting the nation's longest home victory streak over parts of the 2002 and 2003 seasons. The Cougars entered the 2007 season with the country's seventh-longest home win streak at 14 games. Some great games have been played in the Marriott Center, including Danny Ainge and company's 19-point shellacking of No. 7 Utah in 1981 before the Cougars' run to the Elite Eight in the NCAA Tournament. In 2002, BYU put on an incredible run to erase a 21-point second-half deficit and defeat Utah 63-61, helping preserve a perfect 16-0 home record. The Cougars played their 500th game in the Marriott Center on Feb. 22, 2006, against league-leader San Diego State, putting together a thrilling 59-point second-half performance on the way to a 100-90 win.


The top three attendance games in the history of the Mountain West Conference have all been played in the Marriott Center. BYU has ranked in the top 25 nationally in paid attendance every year but three since the Marriott Center opened. The Cougars have led the nation three years, finished second four times and been among the top five attendance leaders 19 times over the past 35 years.

In 1972, 1977, 1979 and 1982, BYU hosted NCAA Regionals. The 1988 Western Athletic Conference Tournament was also held in the Marriott Center. In addition to the fans it draws for basketball, capacity crowds have filled the arena for devotionals, commencement exercises, concerts and pageants. As a sports venue, it has also accommodated BYU tennis, wrestling, volleyball and gymnastics contests as well as NBA exhibition games.



... they are unbeatable in the Marriott Center in Provo ... I'm telling you what, the BYU student section has been ranked No. 1 in my book all season long out of all the places I've been ... They are outstanding as a group.

– Jimmy Dykes, ESPN Basketball Analyst






MARRIOTT CENTER TOP CROWDS

ATT.	OPP.	DATE	BYU	OPP
23,106	Utah	Mar. 7, 1981	95	76
23,084	Utah	Jan. 12, 1980	89	72
23,042	Illinois	Nov. 30, 1979	76	86
23,037	Utah St.	Dec. 27, 1980	104	89
23,025	Air Force	Jan. 18, 1992	66	45
23,023	UCLA	Nov. 26, 1982	82	85
23,006	Utah	Feb. 17, 1979	76	50
22,998	UNM	Feb. 25, 1978	66	71
22,987	Utah	Feb. 3, 1973	89	73
22,985	CSU	Feb. 26, 1972	105	85
22,983	Wyoming	Jan. 24, 1981	84	70
22,977	La Salle	Dec. 29, 1987	95	82
22,953	CSU	Feb. 24, 1979	66	61
22,937	UTEP	Feb. 5, 1972	57	53
22,936	Utah	Mar. 5, 1983	62	64
22,929	Utah	Jan. 15, 1982	74	51
22,918	Utah St.	Jan. 7, 1978	85	84
22,893	Utah St.	Jan. 22, 1972	101	82
22,891	SDSU	Feb. 3, 1979	88	80
22,889	UNLV	Dec. 5, 1981	63	66
22,718	Utah	Mar. 1, 2004	70	57
22,702	CSU	Mar. 8, 2003	67	55
22,580	Utah	Jan. 15, 2000	49	56

BYU has outscored its opponents 6,498-5,269 while achieving a 77-10 home record over the past six seasons. The Cougars' average winning margin over that span is 16 points.





BYU has consistently ranked among the national attendance leaders, averaging 16,780 fans in the 35-year history of the Marriott Center. The Cougars averaged 11,069 fans in 2005-06, outdrawing the regular-season conference champions of 27 out of 31 conferences as well as over half of the teams in the Atlantic Coast Conference, Big XII, Big East and Southeastern Conference and all but Arizona in the Pacific-10. BYU also averaged more fans than 12 of the 16 NCAA Sweet Sixteen participants, including all of the Final Four teams.

The Cougars have gone 77-10 at home over the past six years, which included a school-record 44-game home winning streak. The streak came to an end with a 79-75 loss to Utah on Jan. 25, 2003 but was the longest active home winning streak in the nation over parts of the 2001-02 and 2002-03 seasons. Entering the 2006 season, the Cougars own the nation's seventh-longest active home win streak at 14 games.


BYU also owned one of the country's longest nonconference home winning streaks over the last six years, defeating 40 straight non-league opponents in the Marriott Center. The streak began with a 61-59 win over Utah State on Jan. 2, 1999. Prior to the end of the streak, which came on Nov. 27, 2005 with a 64-67 loss to California, the Cougars had not lost a nonconference home game since Dec. 19, 1998, ironically a 70-71 setback to the Golden Bears. The Cougars have also achieved top nonconference wins on neutral courts with victories over nationally ranked opponents Oklahoma State (2003-04) and Stanford (2001-02).

BYU IN NCAA ATTENDANCE RANKINGS SINCE THE OPENING OF THE MARRIOTT CENTER

YEAR	RANKING	ATTENDANCE	YEAR	RANKING	ATTENDANCE
1972	1st	21,818	1993	3rd	21,185
1973	1st	18,579	1994	6th	18,875
1974	1st	16,251	1995	5th	18,838
1975	9th	12,563	1996	6th	17,961
1976	3rd	14,011	1997	7th	16,895
1977	4th	14,632	1998 ^	26th	12,207
1978	3rd	17,168	1999 ^	20th	13,915
1979	2nd	19,787	2000 ^	13th	15,445
1980	2nd	21,480	2001 ^	11th	15,705
1981	2nd	22,506	2002 ^	21st	13,372
1982	2nd	21,224	2003 ^	17th	14,468
1983	3rd	20,264	2004 ^	11th	15,300
1984	3rd	21,448	2005 ^	34th	10,633
1985	7th	15,259	2006 ^	30th	11,069
1986	5th	16,572			
1987	4th	18,939			
1988	5th	20,200			
1989	6th	18,149			
1990	5th	19,119			
1991	6th	17,479			
1992	5th	17,658			

Source: NCAA (note: BYU did not report paid attendance from 1998-2002. Rankings for those years reflect where the Cougars would have been listed in the rankings.)

^ Unlike prior seasons when student tickets were sold, total paid student attendance is not reflected in average attendance because of All-Sport Card program.



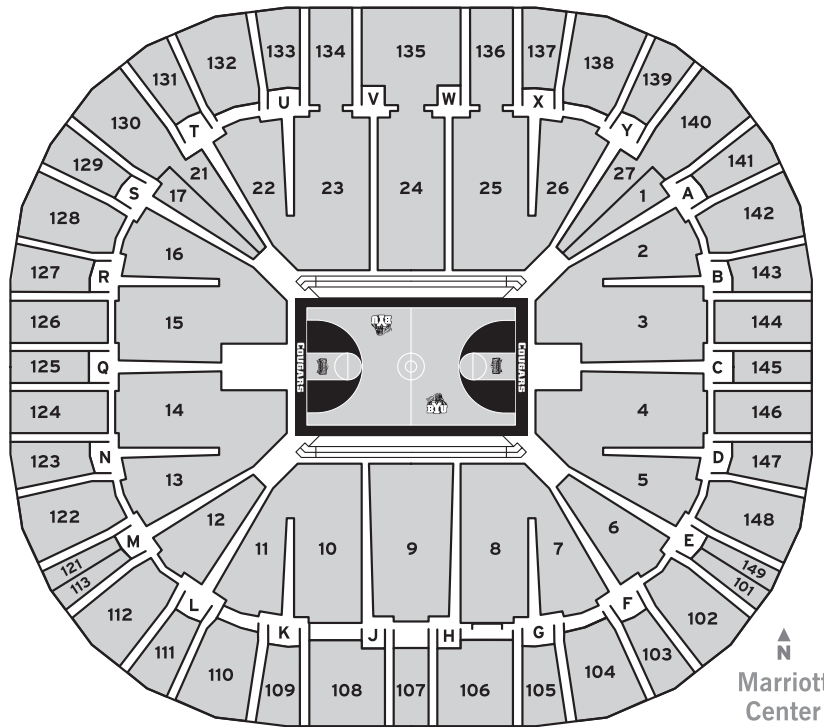
Since the Marriott Center opened 35 years ago, Cougar fans have watched BYU compile a 386-116 record, a .769 winning percentage.

The Marriott Center covers three acres and encloses eight million cubic feet. There are approximately 10,100 chair seats with the balance being bleacher seats. About 40 percent of the seats are below the concourse level. The distance around the concourse level is a quarter of a mile.

The roof, which is the size of two football fields placed side-by-side, is 10 stories high and has 50,000 bolts in it. The four-million pound roof was constructed first at ground level, then raised 38 feet. There are seven locker rooms, a President's room, two reception rooms, press and interview rooms, men's and women's team rooms and a training room.

Upgrades made in 2006 included replacing the original suspended floor, installed in 1971, with a new state-of-the-art Connor Uniforce floor, replacing the roofing membrane to prevent leakage and adding seismic upgrades to the roofing structure. Fittingly, the last game played on the original floor featured the jersey retirement of Cougar great Kresimir Cosic, who played in BYU's first game in the Marriott Center.


"The Marriott Center is one of the top five places to play in the country, not just because of its size, but because its facilities are fantastic," said former UTEP head coach Don Haskins, the subject of the 2006 film Glory Road. "If there is a better arena, I haven't seen it."



North arrow and text: Marriott Center



BYU claimed its third men's volleyball national championship since 1999 when national player of the year Carlos Moreno and company won in a five-game thriller in Honolulu in May 2004.



1999, 2001, 2004 VOLLEYBALL NCAA CHAMPIONS

2005-06
ATHLETIC PROWESS

BYU TEAM	CONF. FINISH	NATIONAL RK/FINISH
M-Basketball	2nd	NA
W-Basketball	1st	20th
M-Volleyball	4th	7th
W-Volleyball	1st	26th
W-Soccer	2nd	23rd
Baseball	2nd	NA
Football	2nd	NA
Softball	2nd	29th
W-Cross Country	1st	11th
M-Cross Country	1st	8th
Gymnastics	6th*	NA
W-Track (indoor)	2nd	NA
M-Track (indoor)	1st	12th
W-Track (outdoor)	1st	64th
M-Track (outdoor)	1st	9th
M-Golf	4th	15th
W-Golf	3rd	27th
W-Swimming	2nd	45th
M-Swimming	1st	41st
M-Tennis	3rd	NA
W-Tennis	2nd	28th

* Regional Finish

AMONG THE VERY BEST

BYU's 10 NCAA team championships, 1,058 All-Americans, and 290 conference championships have created a tradition of excellence. The Cougars consistently rank among the nation's top 25 athletic departments in the nation according to the NACDA Director's Cup standings, which measures the overall performance of athletic departments. BYU's 21 athletic teams continually establish themselves among the top teams in the nation.

NATIONAL CHAMPIONSHIPS

Men's Volleyball	2004
Women's Cross Country	2002
Women's Cross Country	2001
Men's Volleyball	2001
Women's Cross Country	1999
Men's Volleyball	1999
Women's Cross Country	1997
Football	1984
Men's Golf	1981
Men's Track	1970

NACDA DIRECTOR'S CUP

1996-97	16th
1997-98	18th
1998-99	12th
1999-00	18th
2000-01	17th
2001-02	23rd
2002-03	45th
2003-04	29th
2004-05	27th
2005-06	31st

For almost every year since the Director's Cup began in 1996, BYU has been the top non-BCS school in the Director's Cup.





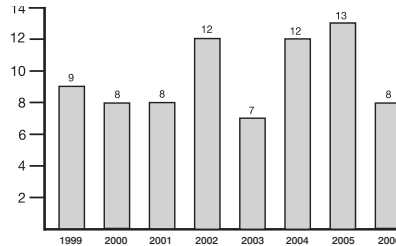
PRIDE OF THE MOUNTAIN WEST

In the seven-year history of the MWC, the Cougars have won 66 of 132 conference championships. That is 50 percent of all championships awarded by the conference, or as many championships as all other conference schools combined. In 2000-01, BYU won all but three conference championships (16 of 19). From 1962 to 1999, BYU also dominated the Western Athletic Conference, winning more championships than any other WAC School. In fact, during the last three decades in the WAC, the Cougars won 60 percent of the WAC Championships—more than all other conference competitors combined.

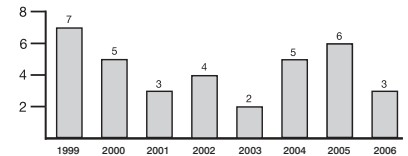


EIGHT YEARS OF SUCCESS: *BYU's 21 athletic teams consistently rank among the best in the nation. Over the past eight years BYU teams have finished their respective seasons ranked in the nation's top 25 on 77 occasions and in the nation's top 10 on 35 different occasions. During that span BYU averages 9.6 top-25 finishes and 4.4 top-10 finishes. BYU has also produced six national champions in the last eight years.*

BYU TEAMS IN NATION'S TOP 25




BYU TEAMS IN NATION'S TOP 10




All-American Josh Rohatinsky helped lead the BYU's men's cross country team to a 13th-place finish at the 2005 NCAA Cross Country Championship. BYU has finished in the nation's top 20 each of the past five seasons.



BYU football took a big step forward in 2005 behind the leadership of Bronco Mendenhall. All-MWC first-teamers Curtis Brown, John Beck and Jonny Harline led BYU's 13th-ranked offense and sixth-ranked passing offense.



2006 NCAA steeplechase champion Josh McAdams led BYU to a ninth-place finish at the 2006 NCAA Track & Field Championship.




For the third consecutive year, BYU's men's golf team finished in the top 15 in the nation in 2006. Led by All-American Jake Ellison, BYU placed fourth at the 2005 NCAA Golf Championship and 15th in 2006.



BYU's women's cross country team has been simply dominating the past decade, winning the national championship in four out of the last 10 years (1997, 1999, 2001, 2002) and finishing second in 1998, 2000 and 2003.



Two-time All-American first baseman Ianeta Le'i led BYU to its second consecutive NCAA Tournament appearance in 2006. The Cougars finished the season ranked No. 9 nationally in scoring and No. 10 in hitting percentage in 2006.



BYU women's volleyball won its 23rd conference championship behind the play of MWC Player of the Year Lindsay Hartsock. BYU also earned its 22nd NCAA Tournament appearance in 2005.



2006 MWC Player of the Year and two-time All-American Ambrosia Anderson led BYU to an MWC Championship and No. 7 NCAA Tournament seed. Anderson was the No. 17 pick in the 2006 WNBA draft.



Utah's white splendor has been characterized as "The Greatest Snow On Earth." With an average annual snowfall of more than 42 feet, skiing and snowboarding at any of Utah's 14 resorts is truly a winter wonderland. Knee-deep powder and untracked snow are common characteristics of mountain resorts throughout Utah. The Wasatch Mountains provide a backdrop for Utah Valley with high peaks and rugged terrain that give bikers and hikers a taste of wildflower meadows, deep forests and snowcapped mountain peaks. Breathtaking vistas and spectacular views awaken the senses to nature's simple beauties.



A mountain biker's dream come true, Moab is paradise for fat-tire bikers. Just a three-hour drive from Provo, Moab is an old mining town that neighbors Arches National Park, one of six national parks and seven national monuments within a half-day drive from Provo. Ascending to higher elevations, clear mountain streams and rushing rivers wash through green landscapes and deep forests. The numerous canyons surrounding Utah Valley are full of mountain springs, lakes and waterfalls.

With a population over 377,000 people, Utah County offers all the conveniences of a major metropolitan community. Just 40 minutes south of Salt Lake City, host of the 2002 Winter Olympics, Provo also offers various recreational activities. Known for its incredible skiing and central location to 15 national parks and monuments, Utah County attracts visitors from around the world.

The Utah Valley metropolitan communities of Provo and Orem are home to a growing high-tech mecca, including the world headquarters for many computer and technology corporations. The Provo/Orem area boasts one of the highest standards of living in the country and has been rated by several experts as one of the top areas to live in the United States. In a 2001 FBI

report, the Provo/Orem metropolitan area had the second-lowest violent crime rate in the nation. Utah Valley is an excellent educational environment with high-quality health care, a below-average crime rate and rich cultural and recreational opportunities for its citizens. In fact, in May 2003 *Forbes* rated Provo as the sixth-best city in the country for businesses and careers. The Utah Valley area has also been ranked among the top 20 places to live in the nation (according to *Money Magazine*) for the past five years. In September 1991, the magazine rated the area No. 1 on its list of the top 300 places in the nation to live. *Fortune* magazine also considers Provo to be the "third high-tech cluster in the U.S."

The Sundance Institute, located in Provo Canyon, offers locals and visitors an opportunity to experience some of the region's artistic culture. Every year, some 20,000 people attend Robert Redford's Sundance Film Festival. Several films that premiered at the festival have been the recipients of Oscar, Emmy and International Film Festival awards. Sundance offers year-round activities that can be enjoyed by everyone, including its ski resort, summer outdoor theater, fine dining and shopping.

Utah Valley is a major gateway to six national parks, seven national monuments, two national recreational areas, six national forests and 44 state parks.





THE VICTORY BELL

The original Y bell traveled across the plains with the early pioneers of The Church of Jesus Christ of Latter-day Saints and was used to call meetings among the saints and to announce any deaths in the community. Donated to the Brigham Young Academy in 1875, it was used to begin and dismiss classes until it was destroyed in a fire in

1884. The Academy went without a bell for the next 28 years, using instead a variety of instruments as a class bell.



Rung after each BYU victory, the bell was quieted in 1949 after a basketball win over rival Utah. Several overzealous students climbed the tower and vigorously beat upon the bell until it cracked. Repaired with a bronze patch in 1954 by Frank Hemingway, the bell was removed from the education building and mounted on a trailer so it could travel with BYU's teams to away games.

Its mobility proved its downfall as it was stolen in 1958 to be found six months later in a Springville field. The theft prompted the construction of a bell tower on BYU's upper-campus overlooking the Smith Fieldhouse. Dedicated in 1959, the tower served well until 1973 when

the bell fell while ringing in the dedication of the Marriott Center. The supporting yoke above the bell was broken, and the bell shattered. The bell was soon repaired by Ray Mortenson of the BYU Maintenance shop using electric welding—miraculously maintaining its previous tone—and was remounted in the tower.

In 1978, the bell was moved to its current home on the southwest corner of the Marriott Center. The open arch tower was designed by BYU landscape architect Boyd Dawler and is made of the same cast stone as the exterior pillars of the Marriott Center. Although the old bell tower above the Smith Fieldhouse no longer stands, the massive steel I-beams that supported the tower have now been converted into the strongest park benches in the Intermountain West.

Over the years the ringing of the bell has come to represent honor, achievement and spirit, and has inspired several poems and songs from BYU faculty and alumni. Clyde D. Sandgren, who composed the Cougar Fight Song, penned a verse that was sung at the dedication of the upper-campus bell tower. As BYU victories have become more and more commonplace in recent decades, the ringing of the "Y bell" after each win has renamed it the "Victory Bell."

COUGAR FIGHT SONG

Penned in 1932 by Clyde D. Sandgren, "The Cougar Song" is the anthem of BYU sports. The Cougar Fight Song is sung to welcome the basketball team out onto the court as well as being sung after each touchdown and field goal at football games. Traditionally, fans remain seated through the verse and then stand, chant and shout through the chorus. Carried by some 20,000 voices "The Cougar Song" can be an intimidating musical number to an opposing team as the Marriott Center thunders to its tune.

Although written and composed in 1932, the song was not copyrighted and presented to the University until 1947. In addition to "The Cougar Song" Sandgren wrote and composed "The Old 'Y' Bell" which was sung at the dedication of the upper-campus bell tower that housed the Victory Bell before it was moved to its current location outside the Marriott Center.

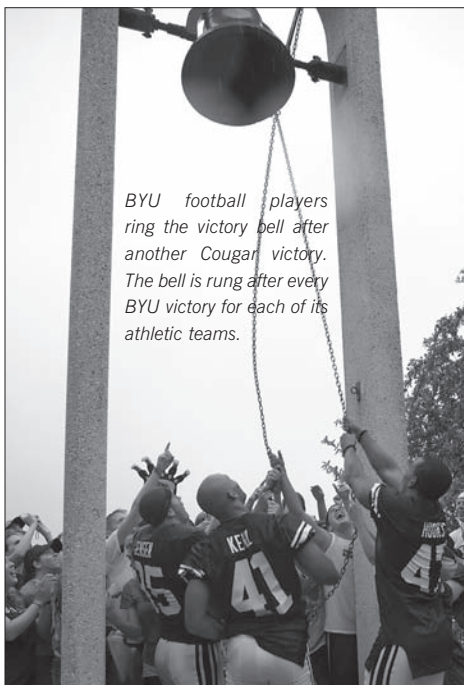
A 1937 graduate of BYU, Sandgren went on to obtain a law degree from St. John's University. He then became a partner of the New York law firm Burroughs and Brown until 1947 when he decided to return to his native Provo to establish his own law practice. Sandgren later served as general counsel and vice president of BYU. Although he passed away in 1989, Sandgren's memory lives on through the voices of Cougar fans across the nation.

The Cougar Song
By Clyde D. Sandgren, 1932

*Rise all loyal Cougars and hurl your challenge to the foe.
We will fight, day or night, rain or snow.
Loyal, strong, and true
Wear the white and blue.
While we sing, get set to spring.
Come on Cougars it's up to you. Oh!*

*Rise and shout, the Cougars are out
along the trail to fame and glory.
Rise and shout, our cheers will ring out
As you unfold your vict'ry story.*

*On we go, to vanquish the foe for Alma Mater's sons and daughters.
As we join in song, in praise of you, our faith is strong,
We'll raise our colors high in the blue,
And cheer our Cougars of BYU.*




BYU football players ring the victory bell after another Cougar victory. The bell is rung after every BYU victory for each of its athletic teams.

THE OLD OQUIRRH BUCKET

The Old Oquirrh Bucket (named after the Oquirrh Mountains to the west of Salt Lake City) is the symbol of in-state basketball supremacy in Utah. Each year the trophy is awarded to the in-state college team (Utah, BYU, Southern Utah, Utah State and Weber State) which has the best won-loss record against in-state competition. BYU has claimed the Bucket seven times since its inception. Following are the winners since the trophy was born in the 1974-75 season:

1974-75	Utah State	1991-92	BYU
1975-76	Utah State	1992-93	Weber State
1976-77	Weber State	1993-94	BYU
1977-78	Utah	1994-95	Utah
1978-79	BYU	1995-96	Utah
1979-80	BYU	1996-97	Utah
1980-81	Utah	1997-98	Utah
1981-82	BYU	1998-99	Utah
1982-83	Utah State	1999-00	Weber State
1983-84	Utah State	2000-01	BYU
1984-85	Utah State	2001-02	Utah State
1985-86	Weber State	2002-03	Utah
1986-87	BYU	2003-04	Utah
1987-88	Utah	2004-05	Utah State
1988-89	Utah	2005-06	Utah State
1989-90	Utah		





The toughest challenges student-athletes will face while in college may not line up across from them in a different color jersey. Splitting their time between the classroom, the weight room, the training room and the field can make academic success a more difficult challenge than any they will face on the field.

The BYU student-athlete is not alone in his or her quest for academic excellence. As a team surrounds him on the court to help him reach another championship, a different team is in place to help him attain his academic goals.

E.J. Caffaro and his staff in the Student Athlete Academic Center are in charge of monitoring players' success in the classroom and their progress toward graduation. The Student Athlete Academic Center (SAAC) staff serve as mentors to the players and are active participants in their academic careers from the time they arrive. Caffaro, who coached football and basketball for 15 years at Snow College and Ricks College before coming to BYU, knows well the demands placed on student-athletes.

"We understand what the players are going through day to day. We talk schedules with the freshmen and try to get them into certain classes to help get them acclimated to the workload," said Caffaro. "We want to emphasize good structure and support in their academics."

As mentors, they monitor players' progress from registration through finals. They have access to players' grades and, should signs of problems arise, they try to solve them before they become serious. Tutors are available through the Student Athlete Academic Center (SAAC) at any time yet the athlete must take the initiative to arrange it. Should an athlete's GPA


BYU's name resonates from East to West, thanks in no small part to the efforts of more than 600 student-athletes competing at the highest levels. In 2005-06, Cougar teams won eight league championships, with 15 advancing to NCAA play, and achieved eight top-25 finishes. This success, however, isn't limited to the field of play. During 2005-06, a conference-high 234 BYU student-athletes were named Academic All-Mountain West Conference — once again setting the bar for academic excellence in the West.

fall below 2.5, Caffaro and the other mentors will take a more active role in that athlete's academics by placing the athlete on study table.

Once on the study table program, an athlete will be under a rigorous system of checks and balances to ensure that they are getting their class work taken care of. Caffaro and the other mentors take it upon themselves to arrange tutors for athletes on study table and follow up with the tutors to make sure the work is getting done.

Each Monday morning, all study table athletes meet at 7 a.m. to plan their week, giving time for classes, workouts, team meetings and homework. It also requires athletes to attend study hall between four to six hours a week. In addition, runners are sent to classes to make sure the athletes are attending so they don't fall behind.

Year after year BYU leads the conference in academic honors. Without question, BYU is a university that places strong emphasis on helping a student-athlete find academic success and prepare for a lifetime of excellence.



"Whatever we need to do academically, Coach Rose is on board. He doesn't just want his players to be eligible; he wants them to be making serious progress towards graduation."

— E.J. Caffaro, SAAC Director,
Basketball Academic Coach

GRADUATES: Former Cougar football standouts Setema Gali Jr. (left) and Kalani Fafita Sitake (right).



BYU student-athletes are seeking to excel academically and athletically, while preparing for life after they graduate. The transition into university life can be challenging for any student. This is especially true for student-athletes who are expected to be good students and outstanding athletes. They are also under obligation to understand and comply with a variety of NCAA rules and regulations in order to be eligible to compete. The Student Athlete Academic Center was created to provide a place where student-athletes can receive support and resources as they pursue their goals.

One of the main priorities of the Center is to assist student-athletes as they transition into the BYU culture and the world of college athletics. Student-athletes are assigned an academic advisor to help them register for classes and monitor their progress toward graduation. The advisor is the contact person for student-athletes who have academic or eligibility questions and concerns. The advisor also helps student-athletes make connections with other campus resources such as the Counseling and Career Center, Multicultural Student Services, University Accessibility Center and College Advisement Centers.

ACADEMIC ADVISEMENT

The main focus of the Student Athlete Academic Center is to help student-athletes graduate on time. To achieve this goal, academic advisement is provided to all student-athletes. Advisors are available to help students-athletes register for classes, monitor athletic eligibility, secure tutorial help and provide on-going support and encouragement. The academic advisors assist student-athletes by having them set weekly and semester goals, teaching them time management and academic success strategies and helping them communicate effectively with their

professors. Advisors also assist the coaching staff in monitoring the day-to-day progress of student-athletes who struggle academically.

TUTORING

Personal tutors are provided for athletes through the Student Athlete Academic Center with funds made available by the Cougar Club. Tutors are hired to tutor multiple subjects. To obtain a tutor, student-athletes may contact their academic advisor.

MENTORS

Mentors are available for any student-athlete through the Student Athlete Academic Center. Incoming freshmen will be assigned a mentor for their first semester. Mentors are most often fifth-year student-athletes or graduate students. Mentors provide time management help, study skills, test taking tips, help adjusting to college, etc. To obtain a mentor, student-athletes may contact the academic advisor assigned to their team.

COMMITMENT TO ACADEMIC EXCELLENCE


A primary goal of the Student Athlete Academic Center is to ensure that every student-athlete graduates with a Bachelor's degree in their chosen field of study. To achieve this goal, the Center provides a team advisor as part of the comprehensive academic support program. Each athlete has regular visits with his/her team advisor who assists with registration and monitors progress toward graduation. Tutoring is also available for every student-athlete. The Student Athlete Academic Center is conveniently located on the third floor of the new Student Athlete Building.

COMMITMENT TO PERSONAL DEVELOPMENT

Student Athlete Academic Center personnel are also active in teaching classes designed to promote leadership, emotional well-being, personal growth and decision-making skills. Student-athletes are taught about some of the unique issues they face in the world of college athletics and how to thrive in the university setting and beyond.

COMMITMENT TO CAREER DEVELOPMENT

A career specialist is available to assist student-athletes with a variety of career issues. They receive help in choosing a major, building their resume, establishing a career network and preparing for their transition from college athletics into the world of work. These services are available through individual consultation, workshops, computer programs and University courses. Career exploration and career transition classes are highly recommended to all student-athletes. Internship and employment opportunities are also made available through the Career Network, which is made up of Varsity Club and Cougar Club members.



SERVICES AVAILABLE IN THE STUDENT ATHLETE ACADEMIC CENTER INCLUDE:

- Academic Advising
- Career Counseling and Testing
- Community Service Opportunities
- Computer Lab
- Group Study Sessions
- Laptop Computers
- Leadership Opportunities (Cougar Council)
- Mentoring
- Sport Psychology
- Study Facilities
- Tutoring



For more information about the BYU Student Athlete Academic Center, go to: http://www.byucougars.com/student_athlete_center/



E.J. CAFFARO
SAAC Director
Bball Academic Coach



JIM HAMBLIN
Academic Advisor



JAMAL WILLIS
Academic Advisor



RON CHAMBERLAIN
Assistant SAAC
Director/Psychologist



SANDY THOMAS
Academic Advisor



LISA SWENSON
Academic Advisor



JACLYN PRICE
Administrative
Assistant



With the donations and support of nearly 5,000 members nationwide, the Cougar Club has helped BYU build one of America's strongest collegiate athletic programs. Through its fundraising and promotional mission, the Cougar Club is ensuring the future success of BYU athletics.

Loyal Cougar Club members across America are building the foundation for BYU's future athletic victories. The changing nature of collegiate athletics means that to compete at the highest levels, BYU must raise more money every year. The costs associated with being one of the nation's top programs continue to rise dramatically. With that challenge in mind, the support of the Cougar Club and its members becomes an even more important key to the future growth of BYU athletics.

"The BYU donors and fans make all the difference," says Cougar Club Executive Director Michael Middleton. "For our teams to continue to achieve national prominence, the Cougar Club needs to con-

"FOR MORE THAN THREE DECADES, THE COUGAR CLUB HAS BEEN THE LIFE BLOOD OF BYU

ATHLETICS. WE ARE GRATEFUL FOR ALL THE GENEROUS CONTRIBUTIONS OF OUR FANS."

tinue to grow."

FUNDING

Cougar Club donations are used for many vital projects, including:

- Funding the entire athletic program's recruiting expenses, helping BYU coaches to attract some of the world's premier athletes to Provo, Utah.
- Building new facilities including the Indoor Practice Facility, Student Athlete Building and Miller Baseball/Softball complex.
- Supporting the Student Athlete Academic Center, which includes sponsoring academic tutoring for student athletes, providing laptop computers for the athletes to use when traveling and sustaining an endowment that provides spring/summer and post-eligibility scholarships that assist current and former athletes to finish their degrees.

MEMBER BENEFITS

There is a Cougar Club membership level for every fan who wants to help BYU continue to build a strong athletic tradition. Individuals and businesses annually make tax-deductible Cougar Club contributions of between \$50 and \$1,000—based on their financial ability to give and the athletic benefits they want to receive. To acknowledge the generosity of Club members, the athletic department makes a number of benefits available to Club members, including priority seating, parking passes and Club events. However, the

COUGAR CLUB BENEFITS

- Seating priority for home and away sporting events, bowl games and postseason tournaments
- Tax deduction
- Parking passes
- *Cougar Club Newsletter* and athletic publications
- Monthly luncheons with BYU coaches and athletes
- Invitation to annual Y-Awards Banquet
- Privileges for Club events and Club travel
- Annual "Meet the Team" football reception
- Discounts on exclusive BYU merchandise and commemorative memorabilia



REASONS TO SUPPORT BYU AS A COUGAR CLUB MEMBER

1. With costs increasing more rapidly than ticket revenue, additional support is necessary to maintain a full athletic agenda.
2. Vital Cougar Club funds help maintain a strong athletic department.
3. BYU's athletic success is dependent on its ability to recruit outstanding student-athletes. Cougar Club provides the essential resources to bring recruits to campus for recruiting visits and to send coaches on the road for recruiting trips.
4. Cougar Club funds strengthen the women's athletic program, helping it to achieve equality with other established programs.
5. Cougar Club funds help to provide the best facilities possible.
6. A strong athletic program provides opportunities for talented young people to develop their full potential.
7. A winning athletic program brings positive state and national recognition to Provo and enhances the local business climate and quality of life.

Become a member by contacting us at (801) 422-2583 or 1-800-426-4298, or by e-mail at cougarclub@byu.edu.



"The greatest benefit of your Cougar Club membership is knowing that you are helping BYU Athletics become one of the nation's best collegiate programs."

WWW.COUGARCLUB.COM

greatest benefit of membership is knowing that the Cougar Club is helping BYU athletics continue to be one of the nation's top collegiate athletic programs.



CECIL O. SAMUELSON
University President

Cecil O. Samuelson began his work as the 12th president of Brigham Young University on May 1, 2003.

Dr. Samuelson is a Salt Lake City native who served at the University of Utah as professor of medicine, dean of the School of Medicine and vice president of health sciences. Prior to his call as a full-time General Authority of The Church of Jesus Christ of Latter-day

Saints, he was senior vice president of Intermountain Health Care. He holds a bachelor of science degree, a master's degree in educational psychology and a medical degree from the University of Utah.

He fulfilled his residency and held a fellowship in rheumatic and genetic diseases at Duke University Medical Center in Durham, North Carolina. He has received numerous scholastic honors and is the author or co-author of 48 original publications, eight books or chapters of books and 13 abstracts. He also has served as a director, officer or member of several national medical and hospital organizations.

Dr. Samuelson was called in 1994 to serve The Church of Jesus Christ as a member of the First Quorum of the Seventy. At the time of his assignment to BYU, he was a member of the Presidency of the Seventy. He has also served The Church of Jesus Christ as a regional representative, stake president, stake high councilor, branch president and missionary. He has served as president of two areas of The Church of Jesus Christ of Latter-day Saints: the Utah North Area and the Europe North Area. He and his wife Sharon have five children and six grandchildren.



K. FRED SKOUSEN
Advancement Vice President

Dr. K. Fred Skousen is in his seventh year as advancement vice president of Brigham Young University. Previously, he was Dean of the Marriott School of Management and Director of the School of Accountancy at BYU. He earned a Bachelor's degree from BYU and Masters and Ph.D. degrees from the University of Illinois.

Dr. Skousen has been a consultant to the Financial Executive Research Foundation, the Controller General of the United States, the Federal Trade Commission and to several large companies. During the summer of 1969, he was a Faculty Resident on the staff of the Securities and Exchange Commission in Washington, D.C. During the summer of 1973, he was a Faculty Fellow with Price Waterhouse & Co., in Los Angeles. Dr. Skousen currently serves on the board of directors of several corporations.

Dr. Skousen taught at the University of Illinois and the University of Minnesota prior to joining the faculty at BYU. Professor Skousen was appointed to a nine-member National Commission on Professional Accounting Education in 1982. Dr. Skousen held the J. Willard and Alice S. Marriott Chair of Management at BYU from 1989-98. Dr. Skousen is the author or co-author of more than 50 articles, research reports and books, including: "An Introduction to the SEC," "Intermediate Accounting," "Accounting: Concepts and Applications," and "Financial Accounting." Fred and his wife, Julie, have five sons, one daughter and 22 grandchildren.



TOM HOLMOE
Director of Athletics

On March 1, 2005, President Cecil O. Samuelson announced the appointment of Tom Holmoe as Director of Athletics at Brigham Young University. Holmoe is the 12th athletics director in school history and the first to oversee both the men's and women's sports programs.

A former Cougar defensive back from 1978-82, Holmoe returned to BYU in July 2001 as Associate Athletic Director of Development. A native of La Crescenta, Calif., Holmoe came to BYU on a football scholarship in 1978. He became a starter as a sophomore in 1980 and led the Western Athletic Conference with seven interceptions. Holmoe went on to earn first-team Western Athletic Conference honors as a senior in 1982 and was selected in the fourth round of the 1983 NFL draft by the San Francisco 49ers. During his five years at BYU, the Cougars won five straight WAC titles. In his seven-year NFL career, Holmoe played on three Super Bowl teams with the San Francisco 49ers in 1984, 1988 and 1989. In addition, he won a fourth title as the 49ers' secondary coach in 1994.

After retiring from pro football, Holmoe entered the coaching ranks, returning to BYU to serve as a graduate assistant under LaVell Edwards in 1990 and 1991. Holmoe then accepted an offer from Bill Walsh to become the Stanford secondary coach in 1992, where he remained for two seasons. The Cardinal was PAC-10 tri-champions in 1992 with a 10-3 overall record, including a win over Penn State in the Blockbuster Bowl. In 1994, Holmoe returned to the 49ers, serving as George Seifert's defensive backfield coach for two seasons. Two years later in 1996, Holmoe joined the University of California staff as defensive coordinator under Steve Mariucci. Following Mariucci's departure to the NFL, Holmoe assumed duties as head coach of the Golden Bears' football program from 1997 until resigning after the 2001 season.

Holmoe graduated from BYU with a degree in zoology in 1983 and received a Master's degree from BYU in athletic administration in 1995. He and his wife, Lori, live in Provo with their four children.



BRIAN SANTIAGO
Associate AD/Operations



JANIE PENFIELD
Associate AD/SWA



MIKE KING
Associate AD/Finance



TOM MULLEN
Associate AD/Development



DUFF TITTLE
Associate AD/Communications



ROBBIE BOSCO
Athletic Development



DAVE BROBERG
Creative Marketing & Design



BOWEN BRADSHAW
Equipment Manager



JERIMIAH CHRISTENOT
Athletic Development



NORMA COLLETT
Assist. Media Relations Director



EMILY DEANS
Marketing Director



LARRY ECHOHAWK
Faculty Representative



BLAINE EMPHEY
Athletic Trainer



CHAD GWILLIAM
Assist. Compliance Coord.



BILL HOOPS
Athletic Marketing



TONY JEWKES
ISP (Corporate Sponsorships)



JIM KIMMEL
Compliance Director



MIKE MIDDLETON
Cougar Club Exec. Director



GAYE MERRILL
Head Athletic Trainer



MATT NIX
Special Events Manager



JEFF TINGEY
Athletic Marketing



GREG VEHAR
Cougar Club Assist. Director



RALPH ZOBEL
Web/Programs Coordinator



MICK HILL
Equipment Manager




ANGELIQUE CHRISTENSEN
Executive Secretary to the AD



BEVERLY COZZENS
Accounting Specialist



JULIE CHAMBERS
Assistant Controller



KIRT KIMBALL
Team Orthopedic Surgeon




BRENT RICH
Team Physician



MARK PHILBRICK
University Photographer



JAREN WILKEY
Assistant Photographer



MIKE AVERETT
Special Events




LARRY DUFFIN
Special Events Director



DAVID MILES
Special Events Director



CLARK LIVSEY
Ticket Manager



THE MOUNTAIN WEST



THE MOUNTAIN WEST

AN ELITE NINE-TEAM CONFERENCE THAT STANDS ABOVE THE REST

From its inception in 1999, the Mountain West Conference has been committed to excellence in intercollegiate athletics, while promoting the academic missions of its member institutions. Progressive in its approach, the MWC continues to cultivate opportunities for student-athletes to compete at the highest level, while fostering academic achievement and sportsmanship. Now in its seventh year, the MWC has been assertive in its involvement with the NCAA governance structure and has taken a leadership role in the overall administration of intercollegiate athletics.

The Mountain West Conference is noted for its geographic diversity. Some of the most beautiful terrain and landscapes in the nation can be found within Mountain West Conference boundaries, including the unparalleled Rocky Mountain range, which borders four MWC schools (Utah, BYU, Air Force and Colorado State). The high plains of Wyoming (elevation 7,220 feet - the highest Division I campus in the nation) contrast with the desert city of Las Vegas (the fastest growing metropolitan area in the West), the Pacific Ocean locale of San Diego State and the southwestern flavor of New Mexico and Texas.

The Mountain West Conference was conceived on May 26, 1998, when the presidents of eight institutions - Air Force, Brigham Young, Colorado State, New Mexico, San Diego State, UNLV, Utah and Wyoming - decided to form a new NCAA Division IA intercollegiate athletic conference. The split from the former 16-team conference re-established continuity and stability among the membership

within the new league and signaled the continuation of its tradition-rich, long standing athletic rivalries. Five of the MWC's eight members have been conference rivals since the 1960's (BYU, Utah, New Mexico, Wyoming, Colorado State), while San Diego State (1978) and Air Force (1980) were longstanding members as well. UNLV entered the fold in 1996, and TCU in 2005.





This fall, CSTV Networks and the Mountain West Conference kickoff an unprecedented 14-year relationship to offer the most in-depth coverage ever, centered around one Division I-A conference. The centerpiece of this historic relationship is the launch of The mtn. ("the mountain")—MountainWest Sports Network, the first-ever Super Regional Sports Network serving the Mountain West Conference 24 hours a day, 7 days a week.

Almost every Mountain West Conference basketball game this fall will be broadcast on a variety of outlets including CSTV, The mtn., Versus and broadband. The mtn., which is powered by CSTV, will also offer localized studio programming, news and information and original programming surrounding the games including an extensive roster of coaches' shows, press conferences and innovative coverage of Media Day events. With a "fans first" focus, CSTV has assured that MWC constituents will see more MWC sports at more convenient times and in more media platforms than ever before.

In addition to basketball, The mtn. will feature coverage of every Mountain West Conference sport, including every football game this fall, women's volleyball, soccer, softball, baseball, and much more.

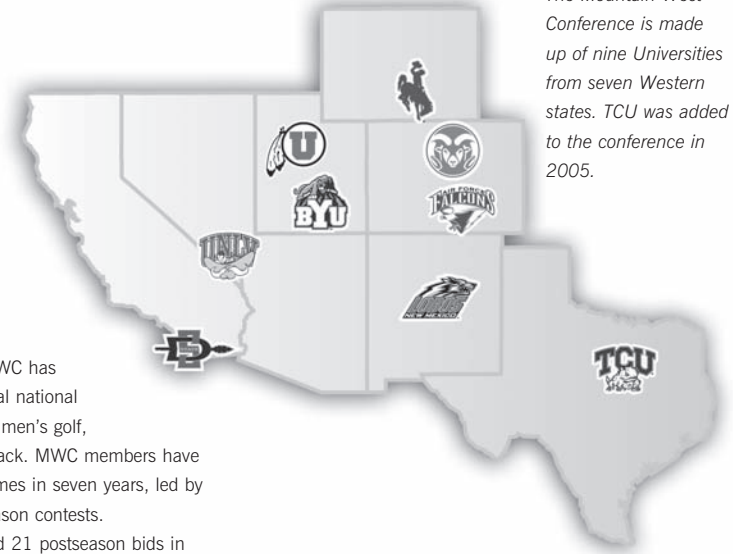
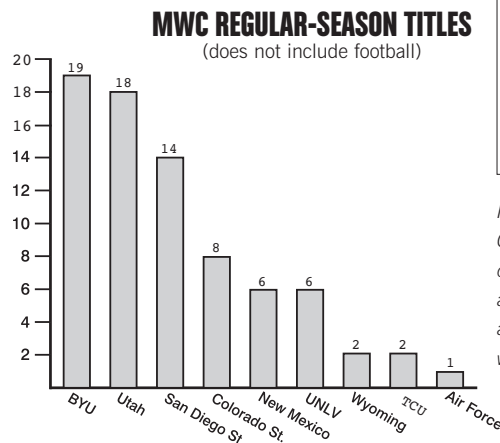
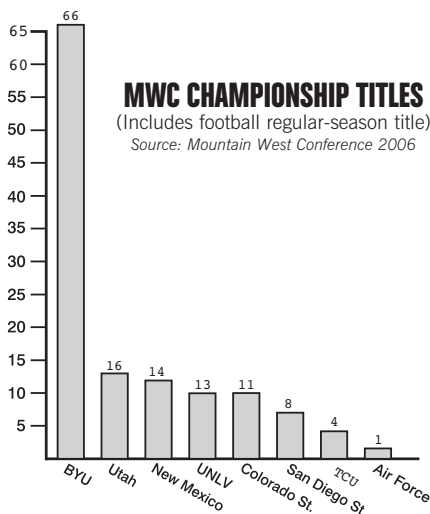
CSTV is the 24-hour college sports network owned by CBS Corporation. It covers more college sports and more schools, across more platforms than any other network. CSTV is a national network built to connect passionate college sports fans to their favorite sports and teams. During the 2006 season CSTV will air a comprehensive slate of 19 MWC football games to its audience of millions. In addition, CSTV offers a variety of original programming and studio shows featuring expert analysts and hosts that provide in-depth college football coverage and also examine the entire landscape of college sports bringing fans the latest news, highlights and stories.

The MWC has produced over 450 All-America selections among its 19 sponsored sports in the last seven years, including a league record 84 All-America honorees in 2004-05. Over 70 MWC student-athletes have also earned Academic All-America

accolades in that span. In 2005-06, three MWC student-athletes earned NCAA postgraduate scholarships, bringing the con. The MWC has sent at least 30 teams to NCAA postseason events each of the past seven years.

BYU has captured three NCAA team national championships in women's cross country, while the MWC has had several NCAA individual national champions in the sports of men's golf, indoor track and outdoor track. MWC members have participated in 22 bowl games in seven years, led by Utah's 5-0 mark in postseason contests.

The MWC has earned 21 postseason bids in men's basketball the past five years, including 13 NCAA Tournament appearances, while women's basketball has tallied 18 NCAA bids, four Sweet 16 appearances and one Elite Eight berth since 2000. In women's volleyball, the MWC has had 20 NCAA bids with seven Sweet 16 appearances. Women's soccer has earned 13 NCAA bids since 1999, including multiple berths four straight years, with BYU advancing to the Sweet 16 in 2000 and the Elite Eight in 2003. Five of the eight MWC men's golf programs have earned NCAA berths, and the Conference boasted three teams in the top eight at the 2005 NCAA Men's Golf Championship (4-BYU, 5-New Mexico, 8-UNLV). In women's golf, UNLV freshman Da Sol Chung captured a medal at the 2006 NCAA Championships after finishing third - the highest finish for a women's golfer in league history.



The Mountain West Conference is made up of nine Universities from seven Western states. TCU was added to the conference in 2005.

MOUNTAIN WEST CONFERENCE

MWC MAILING ADDRESS
15455 Gleneagle Drive, Suite 200
Colorado Springs, CO 80921

Phone: (719) 488-4040
Media/Communications Fax: (719) 487-7241
Main Fax: (719) 487-7240
Website: www.themwc.com

COMMISSIONER

Craig Thompson • Office: (719) 488-4040

DEPUTY COMMISSIONER

Bret Gilliland • Office: (719) 488-4045

ASSOC. COMMISS. FOR BUSINESS & FINANCE

Jim Andrus • Office: (719) 488-4042

ASSOC. COMMISSIONER FOR MARKETING

Dan Butterly • Office: (719) 488-4053

ASSOCIATE COMMISSIONER FOR COMPLIANCE

Carolayne Henry • Office: (719) 488-4043

ASST. COMMISSIONER FOR COMMUNICATIONS

Javan Hedlund • Office: (719) 488-4051

ASST. COMMISSIONER FOR CHAMPIONSHIPS

Carrie Wolf • Office: (719) 488-4044

DIRECTOR OF COMMUNICATIONS (BASKETBALL CONTACT)

Kim Melcher • (719) 488-4050

All Staff e-mail addresses are the person's first initial, last name and @themwc.com. For example: medge@themwc.com

In the seven-year history of the Mountain West Conference, the Cougars have won 66 of 132 conference championships. That is 50 percent of all championships awarded by the conference, or as many championships as all other conference schools combined. In 2000-01, BYU won all but three conference championships (16 of 19).



BYU AND THE MWC IN POSTSEASON

BYU has earned an invite to a postseason tournament in six of the seven years of the MWC, joining Utah in leading all MWC teams. BYU is second to Utah in NCAA appearances since the formation of the MWC (BYU has made three NCAA and three NIT while Utah has made five NCAA and one NIT). UNLV has received five invites (one NCAA and four NIT). New Mexico has received four invites (one NCAA, three NIT) while Wyoming has three (one NCAA, two NIT), San Diego State has three (two NCAA, one NIT) and Air Force has three (two NCAA and one NIT). Colorado State has been to one NCAA Tournament. Overall, the MWC has had 27 postseason bids since 2000, and all nine MWC members have been to the postseason at least once since 2003.

Below is a look at the current MWC members in postseason play:

Team	Last NCAA Appearance	Last NIT Appearance	Postseason Appearances Since 2000
Air Force	2006	NA	2
BYU	2004	2006	6
Colorado State	2003	1999	1
New Mexico	2005	2002	4
San Diego State	2006	2003	5
TCU	1998	2005	1
UNLV	2000	2005	5
Utah	2005	2001	6
Wyoming	2002	2003	3

NBA FIRST-ROUNDERS

The MWC has produced four first-round picks in the NBA Draft the past four years, including Utah's Andrew Bogut, who was selected as the top NBA pick in the 2005 draft by the Milwaukee Bucks, and New Mexico's Danny Granger, who was picked 17th by the Indiana Pacers. In 2004, BYU's Rafael Araujo was taken eighth by the Toronto Raptors, and in 2003, UNLV's Marcus Banks was selected 13th by the Memphis Grizzlies (then traded to the Boston Celtics).

20 WINS = POSTSEASON

In the seven-year history of the Mountain West, every team that has had 20 or more wins prior to "Selection Sunday" has been invited to the postseason. BYU has had five 20-win seasons, leading all MWC schools along with Utah. UNLV has had three, Wyoming three, New Mexico, San Diego State and Air Force two and Colorado State none.

IN THE SEVEN YEARS OF THE MWC

- BYU has had the league's top RPI three times, been second once and third on three occasions. The Cougars were third this year (67) behind Air Force (50) and San Diego State (56).
- BYU has played the toughest schedule on average of any team in the MWC (average strength of schedule rating the past seven years is .66, Utah is next at .78). BYU has had the league's toughest schedule in two of the past three seasons.
- BYU has the second-most overall wins in the seven years of the MWC (137, Utah leads at 155).

- BYU is also second in conference wins (60, Utah has 69).
- BYU has the second-most MWC regular-season titles (two) along with Wyoming (Utah leads with four). BYU is one of six MWC teams to win the MWC Tournament title.

RETURNING STARTERS AND LETTERWINNERS


This season, Mountain West Conference teams will feature rosters that total 29 starters among 73 returning letterwinners. Following is a breakdown of the 2006-07 rosters.

SCHOOL	FR.	SO.	JR.	SR.	STARTERS	LETTERWINNERS
AFA	4	4	4	6	4	13
BYU	3	2	3	6	4	9
CSU	6	1	8	1	5	7
UNM	3	3	6	2	1	7
SDSU	3	6	2	2	4	8
TCU	5	4	3	3	3	7
UNLV	4	4	3	3	3	10
Utah	7	3	3	1	4	6
WYO	5	4	3	2	1	6
Totals	36	22	39	30	29	73

MWC GAMES AMONG MOST ATTENDED

The Mountain West Conference checked in at No. 7 in attendance last season, marking the seventh straight year the league ranked among the nation's top seven. Below is a look at the nation's top 10 conferences for attendance last season:

Rk.	Conference	Games	2005-06 Att.	Average
1.	Big Ten	181	2,277,085	12,581
2.	Atlantic Coast	202	2,277,076	11,273
3.	Southeastern	199	2,205,320	11,082
4.	Big East	268	2,964,418	11,061
5.	Big 12	195	1,973,540	10,121
6.	Pac-10	162	1,281,203	7,909
7.	MOUNTAIN WEST	146	1,133,916	7,767
8.	Missouri Valley	156	1,203,771	7,716
9.	Western Athletic	134	782,529	5,840
10.	Atlantic 10	208	1,191,831	5,730



2005-2006 MOUNTAIN WEST CONFERENCE FINAL STANDINGS

Pl.	Team	Conf.	Pct.	H	A	Overall	Pct.	H	A	N	Last 10
1.	San Diego State	13-3	.812	7-1	6-2	24-9	.727	13-2	7-5	4-2	8-2
2.	BYU	12-4	.750	8-0	4-4	20-9	.690	14-1	5-7	1-1	8-2
T2.	Air Force	12-4	.750	8-0	4-4	24-7	.774	15-0	6-5	3-2	7-3
4.	UNLV	10-6	.625	6-2	4-4	17-13	.567	12-4	4-8	1-1	5-5
5.	New Mexico	8-8	.500	6-2	2-6	17-13	.567	15-2	2-9	0-2	5-5
6.	Utah	6-10	.375	4-4	2-6	14-15	.483	10-5	3-8	1-2	5-5
7.	Wyoming	5-11	.312	3-5	2-6	14-18	.438	9-8	2-9	3-1	3-7
8.	Colorado State	4-12	.250	2-6	2-6	16-15	.516	9-6	4-7	3-2	4-6
9.	TCU	2-14	.125	2-6	0-8	6-25	.194	6-10	0-11	0-4	1-9



2006 MWC TOURNAMENT

March 9-11 (Thursday-Saturday)

Pepsi Center; Denver, Colorado

Quarterfinals

March 9 (Thursday)

- (1) San Diego State 64, (8) Colorado State 52
(4) UNLV 65, (5) New Mexico 64
(7) Wyoming 57, (2) Air Force 55
(6) Utah 74, (3) BYU 70

Semifinals

March 10 (Friday)

- (1) San Diego State 63, (4) UNLV 60
(7) Wyoming 60, (6) Utah 47

Finals

March 11 (Saturday)

- (1) San Diego State 69, (7) Wyoming 64 (OT)

MWC TOURNAMENT HISTORY

2000 Thomas & Mack Center, Las Vegas, Nev.

Thursday, March 9 - Quarterfinals

- (6) BYU 55, (3) New Mexico 43
(2) Utah 74, (7) Air Force 65
(5) Wyoming 74, (4) Colorado State 68
(1) UNLV 77, (8) San Diego State 72

Friday, March 10 - Semifinals

- (6) BYU 58, (2) Utah 54
(1) UNLV 97, (5) Wyoming 92

Saturday, March 11 - Finals

- (1) UNLV 79, (6) BYU 56

2001 Thomas & Mack Center, Las Vegas, Nev.

Thursday, March 8 - Quarterfinals

- (2) BYU 69, (7) Air Force 54
(3) Wyoming 73, (6) San Diego State 58
(4) New Mexico 76, (5) Colorado State 65
(1) Utah (bye)

Friday, March 9 - Semifinals

- (2) BYU 77, (3) Wyoming 66
(4) New Mexico 56, (1) Utah 53

Saturday, March 10 - Finals

- (2) BYU 69, (4) New Mexico 65

2002 Thomas & Mack Center, Las Vegas, Nev.

Thursday, March 7 - Quarterfinals

- (1) Wyoming 69, (8) Air Force 67 (OT)
(5) San Diego State 62, (4) BYU 51
(2) Utah 69, (7) Colorado State 66
(3) UNLV 120, (6) New Mexico 117 (2OT)

Friday, March 8 - Semifinals

- (5) San Diego State 70, (1) Wyoming 69
(3) UNLV 76, (2) Utah (70)

Saturday, March 9 - Finals

- (5) San Diego State 78, (3) UNLV 75

2003 Thomas & Mack Center, Las Vegas, Nev.

Thursday, March 13 - Quarterfinals

- (2) BYU 71, (7) New Mexico 56
(6) Colorado State 74, (3) Wyoming 71
(1) Utah 42, (8) Air Force 38
(4) UNLV 83, (5) San Diego State 67

Friday, March 14 - Semifinals

- (6) Colorado State 86, (2) BYU 80 (OT)
(4) UNLV 64, (1) Utah 41

Saturday, March 15 - Finals

- (6) Colorado State 62, (4) UNLV 61

2004

Pepsi Center, Denver, Colo.

Thursday, March 9 - Quarterfinals

- (3) Utah 75, (6) San Diego State 69
(2) BYU 79, (7) Wyoming 74
(8) Colorado State 60, (1) Air Force 48
(4) UNLV 55, (5) New Mexico 53

Friday, March 10 - Semifinals

- (3) Utah 54, (2) BYU 51
(4) UNLV 80, (8) Colorado State 73

Saturday, March 11 - Finals

- (3) Utah 73, (4) UNLV 70

2005 Pepsi Center, Denver, Colo.

Thursday, March 10 - Quarterfinals

- (1) Utah 62, (8) Colorado State 49
(4) UNLV 70, (5) Wyoming 63
(2) New Mexico 85, (7) BYU 71
(6) SDSU 73, (3) Air Force 68

Friday, March 11 - Semifinals

- (1) Utah 73, (4) UNLV 67
(2) New Mexico 77, (6) SDSU 67

Saturday, March 12 - Finals

- (2) New Mexico 60, (1) Utah 56

SEVEN MWC TOURNAMENTS, SIX DIFFERENT CHAMPIONS

San Diego State became the first team in the MWC to win the Tournament title twice with its victories in 2002 and 2006. New Mexico's win in 2005 marked the sixth Tournament winner in the first six years of the event. The only teams not to win an MWC title are Wyoming, Air Force and TCU, who made its MWC debut last season. UNLV won the inaugural championship in 2000, followed by BYU (2001), San Diego State (2002), Colorado State (2003), Utah (2004), New Mexico (2005) and San Diego State again (2006).

FRUITS OF THE SEEDS

In the first seven years of the MWC Tournament, the teams with the No. 1 and No. 2 seeds boast the best overall record as each has recorded a 10-5 mark. The No. 4 teams have gone 8-7. The No. 6 seeds have a combined 7-6 record while their first-round opponent No. 3 seeds have a 6-6 record. Fifth-seeded teams are 4-6. The No. 8 seed has a 1-0 record in play-in games and a 2-6 record overall. The No. 9 seed is 0-1 in the play-in game after the MWC's first season with nine teams. The No. 7 teams won for the first time in 2006 and now have a 2-7 record.

BYU SEEDS AT MWC TOURNAMENT

BYU has been the second seed three times (5-2 combined record in 2001, 2003 and 2004, including 2001 title). The 2006 Tournament was the first time that the Cougars have been the No. 3 seed in the Mountain West Conference Tournament (first-round loss to Utah). The Cougars have also been the fourth seed once (suffering a first-round exit with loss to eventual-champion San Diego State in 2002), the sixth seed once (advanced to the finals in 2000) and the No. 7 seed once (2005 first-round loss to eventual-champion New Mexico).

2005-06

ALL-MWC TEAM

(selected by head coaches)

PLAYER OF THE YEAR

Brandon Heath, San Diego State

DEFENSIVE PLAYER OF THE YEAR

Justin Williams, Wyoming

FRESHMAN OF THE YEAR

Trent Plaisted, BYU

COACH OF THE YEAR

Dave Rose, BYU

FIRST TEAM

Brandon Heath, SDSU, 6-4, 198, Jr., G
Marcus Slaughter, SDSU, 6-9, 220, Jr., F
Antoine Hood, Air Force, 6-4, 205, Sr., G
Mark Walters, New Mexico, 6-2, 225, Sr., G
Jason Smith, Colorado State, 7-0, 230, So., F

SECOND TEAM

Louis Amundson, UNLV, 6-9, 225, Sr., F
Trent Plaisted, BYU, 6-11, 240, Fr., F
Jacob Burtschi, Air Force, 6-6, 225, Jr., F
Mohamed Abukar, SDSU, 6-10, 216, Jr., F
David Chiotti, New Mexico, 6-9, 240, Sr., F

THIRD TEAM

Nile Murry, TCU, 6-4, 202, Sr., G
Justin Williams, Wyoming, 6-10, 225, Sr., F/C
Brandon Ewing, Wyoming, 6-2, 190, Fr., G
Bryant Markson, Utah, 6-7, 198, Sr., F
Keena Young, BYU, 6-6, 205, Jr., F

HONORABLE MENTION

Air Force: Dan Nwaelele (Jr., G)
BYU: Brock Reichner (Sr., G),
& Rashaun Broadus (Jr., G)
Colorado State: Michael Harrison (Jr., F)
UNLV: Jo'Van Adams (Fr., G)
Utah: Luke Nevill (Fr., C), Johnnie Bryant (So., G)



Brigham Young University

MARRIOTT CENTER
CAPACITY: 22,700



UNLV

THOMAS & MACK CENTER
CAPACITY: 18,500



University of New Mexico

THE PIT/BOB KING COURT
CAPACITY: 18,018



University of Wyoming

ARENA-AUDITORIUM
CAPACITY: 15,028



University of Utah

JON M. HUNTSMAN CENTER
CAPACITY: 15,000



San Diego State University

COX ARENA
CAPACITY: 12,414



Colorado State University

MOBY ARENA
CAPACITY: 8,745



TCU

DANIEL-MEYER COLISEUM
CAPACITY: 7,201



Air Force Academy

CLUNE ARENA
CAPACITY: 5,939



2006-07 OPPONENTS



UCLA

Nov. 15; Los Angeles, Calif.; 7:30 p.m. PT (FSN-PTLA)

GENERAL INFO

Location: Los Angeles, Calif.
 Founded: 1919
 Enrollment: 37,500
 Nickname: Bruins
 Colors: Blue and Gold
 Home Arena: Pauley Pavilion (12,800)
 Conference: Pac-10
 Athletic Director: Daniel G. Guerrero



HEAD COACH
Ben Howland

BASKETBALL INFO

Head Coach: Ben Howland
 Alma Mater: Weber State '79
 Best Time to Call: Call SID
 Office Phone: (310) 825-8699
 Overall Record (Years): 229-134 (12 years)
 Record at School (Years): 61-35 (3 years)
 Assistant Coaches: Donny Daniels, Kerry Keating, TBA

2005-2006

Overall Record: 32-7
 Conference Record/Finish: 14-4/1st
 Final Rankings/Postseason Finish: 2nd / NCAA Championship Game

2006-2007

Lettermen Returning/Lost: 7/4
 Starters Returning/Lost: 2/3

STARTERS RETURNING

Aaron Afflalo (G, 6-5, Jr.) 11.3 ppg, 4.8 rpg
 Luc Richard Mbah a Moute (F, 6-7, So.) 9.1 ppg, 8.2 rpg

SERIES HISTORY

Series Record: BYU leads 11-10
 Last Meeting: Dec. 3, 1988
 Result: UCLA won 97-87 @ BYU

MEDIA RELATIONS

Basketball Contact: Ryan Finney
 Office: (310) 206-4701
 Cell: (818) 438-0921
 Email: rfinney@athletics.ucla.edu
 Fax: (310) 825-8864
 Pressrow: (310) 825-1899
 Web Site: www.uclabruins.com



IDAHO STATE

Nov. 18; Provo, Utah; 7:30 p.m. MT

GENERAL INFO

Location: Pocatello, Idaho
 Founded: 1901
 Enrollment: 12,676
 Nickname: Bengals
 Colors: Black and Orange
 Home Arena: Holt Arena (8,000)
 Conference: Big Sky
 Athletic Director: Paul A. Bubb



HEAD COACH
Joe O'Brien

BASKETBALL INFO

Head Coach: Joe O'Brien
 Alma Mater: Monmouth '77
 Best Time to Call: Mornings
 Office Phone: (208) 282-4492
 Overall Record (Years): 0-0 (first year)
 Record at School (Years): 0-0 (first year)
 Assistant Coaches: Steve Swanson, Geoff Alexander, Rodrick Rhodes

2005-2006

Overall Record: 13-14
 Conference Record/Finish: 4-10/T-7th
 Final Rankings/Postseason Finish: NA

2006-2007

Lettermen Returning/Lost: 5/6
 Starters Returning/Lost: 2/3

STARTERS RETURNING

David Schroeder (G, 6-2, Sr.) 15.4 ppg, 4.7 rpg
 Logan Kinghorn (G/F, 6-5, Jr.) 6.8 ppg, 3.7 rpg

SERIES HISTORY

Series Record: BYU leads 27-6
 Last Meeting: Dec. 29, 2003
 Result: BYU won 90-66 @ Cable Car Classic (Santa Clara)

MEDIA RELATIONS

Basketball Contact: Frank Mercogliano
 Office: (208) 282-2621
 Cell: (208) 406-3570
 Email: mercfran@isu.edu
 Fax: (208) 282-3659
 Pressrow: (208) 282-5572
 Web Site: www.isubengals.com



2006-07 SCHEDULE

11/15 BYU	1/20	Arizona
11/20-22 at Maui Invitational	1/25	at California
11/28 Long Beach State	1/27	at Stanford
12/3 UC Riverside	2/1	Oregon
12/5 Cal State Fullerton	2/3	Oregon State
12/9 at Wooden Classic	2/7	USC
12/16 Oakland	2/10	at West Virginia
12/19 Sam Houston State	2/15	at Arizona
12/23 Michigan	2/17	at Arizona State
12/28 Washington State	2/22	Stanford
12/30 Washington	2/24	California
1/4 at Oregon State	3/1	at Washington
1/6 at Oregon	3/3	at Washington State
1/13 at USC		
1/18 Arizona State		

2006-07 SCHEDULE

11/13-14 at Guardian's Classic	1/13	Northern Colorado
11/18 at BYU	1/18	at Montana
11/21 at Washington State	1/20	at Montana State
11/25 at Texas A&M	1/25	Weber State
11/29 Carroll	1/27	Portland State
12/2 at Utah State	2/1	Northern Arizona
12/6 Idaho	2/3	Sacramento State
12/9 UC Davis	2/8	at Northern Colorado
12/17 at Oregon	2/10	at Northern Arizona
12/19 Utah Valley State	2/22	at Eastern Washington
12/21 at Illinois	2/24	at Portland State
12/30 at Boise State	2/26	Montana
1/4 at Weber State	2/27	Montana State
1/6 at Sacramento State		
1/11 Eastern Washington		



PORTLAND

Nov. 22; Provo, Utah; 7:30 p.m. MT

GENERAL INFO

Location: Portland, Ore.
Founded: 1901
Enrollment: 3,000
Nickname: Pilots
Colors: Purple and White
Home Arena: Chiles Center (4,852)
Conference: West Coast
Athletic Director: Larry Williams

BASKETBALL INFO

Head Coach: Eric Reveno
Alma Mater: Stanford '89
Best Time to Call: Contact SID
Office Phone: (503) 943-7117
Overall Record (Years): 0-0 (first year)
Record at School (Years): 0-0 (first year)
Assistant Coaches: Joel Sobotka, Eric Jackson, Michael Wolf



HEAD COACH
Eric Reveno

2005-2006

Overall Record: 11-18
Conference Record/Finish: 5-9/T-6th
Final Rankings/Postseason Finish: NA

2006-2007

Lettermen Returning/Lost: 10/5
Starters Returning/Lost: 3/2

STARTERS RETURNING

Darren Cooper (G, 6-3, Sr.) 14.9 ppg, 2.2 rpg
Ben Sullivan (F/C, 6-10, Sr.) 7.1 ppg, 3.8 rpg
Kevin Field (C, 6-11, Sr.) 4.3 ppg, 4.8 rpg

SERIES HISTORY

Series Record: Series tied 1-1
Last Meeting: Dec. 3, 1958
Result: BYU won 77-72 @ Portland

MEDIA RELATIONS

Basketball Contact: Jason Brough
Office: (503) 943-8439
Cell: (503) 706-3460
Email: brough@up.edu
Fax: (503) 943-7242
Pressrow: (503) 943-7527
Web Site: www.portlandpilots.com



SOUTHERN UTAH

Nov. 24; Provo, Utah; 8 p.m. MT (the mtn.)

GENERAL INFO

Location: Cedar City, Utah
Founded: 1897
Enrollment: 7,029
Nickname: Thunderbirds
Colors: Scarlet and White
Home Arena: Centrum Arena (5,300)
Conference: Mid-Continent
Athletic Director: Ken Beazer

BASKETBALL INFO

Head Coach: Bill Evans
Alma Mater: Southern Utah '72
Best Time to Call: 10-2 Weekdays
Office Phone: (435) 865-8063
Overall Record (Years): 193-209 (14 years)
Record at School (Years): 193-209 (14 years)
Assistant Coaches: Ken Carillo, Tarvish Felton



HEAD COACH
Bill Evans

2005-2006

Overall Record: 10-20
Conference Record/Finish: 8-8/T-4th
Final Rankings/Postseason Finish: NA

2006-2007

Lettermen Returning/Lost: 5/7
Starters Returning/Lost: 1/4

STARTERS RETURNING

Steve Barnes (G, 5-10, Jr.) 8.4 ppg, 2.3 rpg

SERIES HISTORY

Series Record: BYU leads 9-0
Last Meeting: Nov. 26, 2005
Result: BYU won 86-61 @ BYU

MEDIA RELATIONS

Basketball Contact: Neil Gardner
Office: (435) 586-7753
Home: (435) 586-1127
Email: gardner@suu.edu
Fax: (435) 865-8037
Pressrow: (435) 586-7858
Web Site: www.suu.edu/athletics/mensball



2006-07 SCHEDULE

11/10	at Oregon State	12/31	Lewis & Clark
11/11	vs. Cal Poly	1/6	Pepperdine
11/12	vs. SE Louisiana	1/8	Loyola Marymount
11/17	Montana State	1/13	at Saint Mary's
11/19	UC Davis	1/15	at Santa Clara
11/22	at BYU	1/22	Gonzaga
11/27	at Portland State	1/27	San Diego
11/29	at Washington State	1/29	San Francisco
12/2	UC Santa Barbara	2/3	at Loyola Marymount
12/5	Weber State	2/5	at Pepperdine
12/9	Eastern Washington	2/10	Santa Clara
12/16	at Weber State	2/12	Saint Mary's
12/19	at Notre Dame	2/19	at Gonzaga
12/22	Montana	2/24	at San Diego
12/28	at Oregon	2/26	at San Francisco

2006-07 SCHEDULE

11/11	at Utah	1/6	at Missouri-Kansas City
11/14	at Denver	1/11	Oral Roberts
11/18	at Boise State	1/13	Centenary
11/22	Idaho	1/18	at Oakland
11/24	at BYU	1/20	at IUPUI
11/27	Denver	1/25	Western Illinois
11/29	Utah Valley	1/27	Valparaiso
12/2	at Idaho	2/3	Missouri-Kansas City
12/4	at Washington	2/8	at Centenary
12/9	Weber State	2/10	at Oral Roberts
12/16	Texas A&M International	2/15	IUPUI
12/19	at Weber State	2/17	Oakland
12/22	at Utah Valley	2/22	at Valparaiso
12/28	Chicago State	2/24	at Western Illinois
12/30	Western State		



BOISE STATE

Nov. 29; Boise, Idaho; 7 p.m. MT (KBOI-TV)

GENERAL INFO

Location: Boise, Idaho
 Founded: 1932
 Enrollment: 18,599
 Nickname: Broncos
 Colors: Blue and Orange
 Home Arena: Taco Bell Arena (12,380)
 Conference: Western Athletic
 Athletic Director: Gene Bleymaier

BASKETBALL INFO

Head Coach: Greg Graham
 Alma Mater: Oregon '78
 Best Time to Call: Mornings
 Office Phone: (208) 426-1952
 Overall Record (Years): 84-64 (5 years)
 Record at School (Years): 66-59 (4 years)
 Assistant Coaches: Tim Cleary, Julious Coleman, Andy McClouskey

2005-2006

Overall Record: 14-15
 Conference Record/Finish: 6-10/7th
 Final Rankings/Postseason Finish: NA

2006-2007

Lettermen Returning/Lost: 8/3
 Starters Returning/Lost: 5/1

STARTERS RETURNING

Matt Bauscher (G, 6-2, Jr.) 8.5 ppg, 3.2 rpg, 1.0 spg
 Coby Karl (G, 6-4, Sr.) 17.2 ppg, 5.1 rpg, 4.0 apg
 Eric Lane (G, 6-1, Sr.) 11.4 ppg, 3.1 apg
 Seth Robinson (F, 6-6, Sr.) 7.2 ppg, 4.7 rpg
 Tyler Tiedeman (F, 6-7, Jr.) 5.9 ppg, 2.7 rpg

SERIES HISTORY

Series Record: BYU leads 8-2
 Last Meeting: Dec. 7, 2005
 Result: BYU won 80-77 @ BYU

MEDIA RELATIONS

Basketball Contact: Todd Miles
 Office: (208) 426-3868
 Cell: (208) 989-1010
 Email: tmiles@boisestate.edu
 Fax: (208) 426-1778
 Pressrow: (208) 426-1503
 Web Site: www.broncosports.com



HEAD COACH
Greg Graham



WEBER STATE

Dec. 2; Ogden, Utah; 7 p.m. MT (KJZZ-TV)

GENERAL INFO

Location: Ogden, Utah
 Founded: 1889
 Enrollment: 18,000
 Nickname: Wildcats
 Colors: Royal Purple and White
 Home Arena: Dee Events Center (12,000)
 Conference: Big Sky
 Athletic Director: Jerry Graybeal

BASKETBALL INFO

Head Coach: Randy Rahe
 Alma Mater: Buena Vista '82
 Best Time to Call: Contact SID
 Office Phone: (801) 626-7219
 Overall Record (Years): 0-0 (first year)
 Record at School (Years): 0-0 (first year)
 Assistant Coaches: Eric Duft, Jeff Lindner, Tim Gardner

2005-2006

Overall Record: 10-17
 Conference Record/Finish: 4-10/T-7th
 Final Rankings/Postseason Finish: NA

2006-2007

Lettermen Returning/Lost: 2/9
 Starters Returning/Lost: 1/4

STARTERS RETURNING

David Patten (F, 6-8, Sr.) 10.8 ppg, 5.1 rpg

SERIES HISTORY

Series Record: BYU leads, 21-10
 Last Meeting: Dec. 17, 2005
 Result: BYU won 80-54 @ BYU

MEDIA RELATIONS

Basketball Contact: Brad Larsen
 Office: (801) 626-6010
 Cell: (801) 698-9548
 Email: blarsen3@weber.edu
 Fax: (801) 626-6490
 Pressrow: (801) 626-6588
 Web Site: www.weber.edu/athletics



HEAD COACH
Randy Rahe



2006-07 SCHEDULE

11/11	at Wyoming	1/13	New Mexico State
11/18	Southern Utah	1/18	at Utah State
11/20	at Colorado State	1/20	Hawai'i
11/25	at Washington State	1/25	Fresno State
11/29	BYU	1/27	at Idaho
12/3	at Montana	1/31	at New Mexico State
12/6	Montana State	2/3	at Louisiana Tech
12/9	at CS Northridge	2/7	Idaho
12/16	Sacramento State	2/10	at San Jose State
12/19	at Loyola Marymount	2/17	TBA
12/22	Colorado State	2/22	San Jose State
12/30	Idaho State	2/24	Nevada
1/4	Utah State	3/1	at Fresno State
1/8	at Nevada	3/3	at Hawai'i
1/11	Louisiana Tech		

2006-07 SCHEDULE

11/10	Colorado Christian	1/10	Portland State
11/16	at Alaska-Fairbanks	1/11	Sacramento State
11/22	Montana Tech	1/18	at Montana State
11/25	at Utah State	1/20	at Montana
11/29	at Utah	1/25	at Idaho State
12/2	BYU	1/27	Eastern Washington
12/5	at Portland	2/1	Northern Colorado
12/9	at Southern Utah	2/3	Northern Arizona
12/16	Portland	2/7	at Eastern Washington
12/19	Southern Utah	2/8	at Portland State
12/22	at Washington	2/14	Montana
12/28	at Northern Colorado	2/26	at Sacramento State
12/30	at Northern Arizona		
1/4	Idaho State		
1/6	Montana State		



SAN JOSE STATE

Dec. 6; Provo, Utah; 7 p.m. MT (the mtn.)

GENERAL INFO

Location: San Jose, Calif.
Founded: 1857
Enrollment: 30,061
Nickname: Spartans
Colors: Gold, White and Blue
Home Arena: The Event Center (5,000)
Conference: Western Athletic
Athletic Director: Tom Bowen

BASKETBALL INFO

Head Coach: George Nessman
Alma Mater: California '81
Best Time to Call: Weekdays after 10:30 a.m. (PT)
Office Phone: (408) 924-1232
Overall Record (Years): 6-25 (1 year)
Record at School (Years): 6-25 (1 year)
Assistant Coaches: Derrick Allen, Brent Davis, Donald Williams



HEAD COACH
George Nessman

2005-2006

Overall Record: 6-25
Conference Record/Finish: 2-14/8th
Final Rankings/Postseason Finish: NA

2006-2007

Lettermen Returning/Lost: 6/6
Starters Returning/Lost: 1/4

STARTERS RETURNING

Menelik Barbary (C, 6-9, Sr.) 6.4 ppg, 4.6 rpg

SERIES HISTORY

Series Record: BYU leads 7-1
Last Meeting: Feb. 20, 1999
Result: SJSU won 76-74 (OT) @ SJSU

MEDIA RELATIONS

Basketball Contact: Lawrence Fan
Office: (408) 924-1217
Cell: (408) 768-3424
Email: ltfan@email.sjsu.edu
Fax: (408) 924-1291
Pressrow: (408) 924-6466
Web Site: www.sjsuspartans.com



MICHIGAN STATE

Dec. 9; Auburn Hills, Mich.; 3 p.m. ET (ESPN2)

GENERAL INFO

Location: East Lansing, Mich.
Founded: 1855
Enrollment: 45,166
Nickname: Spartans
Colors: Green and White
Home Arena: Breslin Student Events Center (14,759)
Conference: Big Ten
Athletic Director: Ron Mason

BASKETBALL INFO

Head Coach: Tom Izzo
Alma Mater: Northern Michigan '77
Best Time to Call: Mornings/Call SID
Office Phone: (517) 355-1643
Overall Record (Years): 255-109 (11 years)
Record at School (Years): 255-109 (11 years)
Assistant Coaches: Jim Boylen, Mark Montgomery, Dwayne Stephens



HEAD COACH
Tom Izzo

2005-2006

Overall Record: 22-12
Conference Record/Finish: 8-8/T-6th
Final Rankings/Postseason Finish: NR / NCAA First Round

2006-2007

Lettermen Returning/Lost: 6/7
Starters Returning/Lost: 1/4

STARTERS RETURNING

Drew Neitzel (G, 6-0, Jr.) 8.3 ppg, 5.6 apg

SERIES HISTORY

Series Record: BYU leads, 4-3
Last Meeting: Dec. 29, 1986
Result: BYU won 96-88 @ Cable Car Classic

MEDIA RELATIONS

Basketball Contact: Matt Larson
Office: (517) 355-2271
Home: (517) 485-5157
Email: larson@ath.msu.edu
Fax: (517) 353-9636
Pressrow: (517) 353-1626
Web Site: www.msuspartans.com



2006-07 SCHEDULE

11/10	UC Santa Barbara	1/20	Utah State
11/14-15	CBE Classic	1/22	at Fresno State
11/21	at Arizona State	1/25	at Hawai'i
11/27	at Santa Clara	1/27	New Mexico State
11/29	at St. Mary's	2/1	at Idaho
12/3	Cal Poly	2/3	at Utah State
12/6	at BYU	2/8	Louisiana Tech
12/10	Portland State	2/10	Boise State
12/17	Long Beach State	2/14	at Nevada
12/23	at Cal State Fullerton	2/17	ESPN Bracket Buster
12/31	at Duke	2/22	at Boise State
1/4	at Louisiana Tech	2/24	Hawai'i
1/6	at New Mexico State	3/3	Idaho
1/11	Nevada		
1/13	Fresno State		

2006-07 SCHEDULE

11/8	vs. Brown	1/10	Northwestern
11/9	vs. Yngstwn. St./C.Michigan	1/14	Illinois
11/12	The Citadel	1/20	at Penn State
11/16-17	at Coaches vs. Cancer	1/24	Minnesota
11/21	Vermont	1/27	at Ohio State
11/25	Oakland	1/30	at Illinois
11/29	at Boston College	2/3	Ohio State
12/3	Bradley	2/7	at Purdue
12/6	IPFW	2/13	Michigan
12/9	BYU	2/17	Iowa
12/16	Chicago State	2/20	Wisconsin
12/19	Belmont	2/24	Indiana
12/23	UW-Green Bay	2/27	at Michigan
12/30	Loyola	2/28	at Michigan
1/4	at Iowa	3/3	at Wisconsin
1/7	at Indiana		



LAMAR

Dec. 13; Beaumont, Texas; 7 p.m. CT

GENERAL INFO

Location: Beaumont, Texas
 Founded: 1923
 Enrollment: 10,592
 Nickname: Cardinals
 Colors: Red and White
 Home Arena: Montagne Center (10,080)
 Conference: Southland
 Athletic Director: Billy Tubbs

BASKETBALL INFO

Head Coach: Steve Roccaforte
 Alma Mater: Lamar '89
 Best Time to Call: Weekdays, 10 a.m.-Noon
 Office Phone: (409) 880-8301
 Overall Record (Years): 0-0 (first year)
 Record at School (Years): 0-0 (first year)
 Assistant Coaches: Brandon Aldrich, Kermit Holmes, Don Skelton

2005-2006

Overall Record: 17-14
 Conference Record/Finish: 9-7/T-4th
 Final Rankings/Postseason Finish: NA

2006-2007

Lettermen Returning/Lost: 5/9
 Starters Returning/Lost: 2/3

STARTERS RETURNING

Matthew Barrow (G, 6-4, Jr.) 12.3 ppg, 3.8 apg
 Brandon Chappell (G, 6-0, Sr.) 8.0 ppg, 4.0 apg

SERIES HISTORY

Series Record: BYU leads 1-0
 Last Meeting: Nov. 30, 2005
 Result: BYU won 97-74 @ Delta Center (Salt Lake City)

MEDIA RELATIONS

Basketball Contact: Daucy Crizer
 Office: (409) 880-8329
 Cell: (409) 651-0531
 Email: crizerdc@hal.lamar.edu
 Fax: (409) 880-2338
 Pressrow: (409) 880-2343
 Web Site: www.lamarcardinals.com



HEAD COACH
Steve Roccaforte



UTAH STATE

Dec. 16; Provo, Utah; 4 p.m. MT (the mtn.)

GENERAL INFO

Location: Logan, Utah
 Founded: 1888
 Enrollment: 23,908
 Nickname: Aggies
 Colors: Navy Blue & White
 Home Arena: Dee Glen Smith Spectrum (10,270)
 Conference: Western Athletic
 Athletic Director: Randy Spetman

BASKETBALL INFO

Head Coach: Stew Morrill
 Alma Mater: Gonzaga '74
 Best Time to Call: Contact SID
 Office Phone: (435) 797-2060
 Overall Record (Years): 408-201 (20 years)
 Record at School (Years): 190-63 (8 years)
 Assistant Coaches: Don Verlin, Tim Duryea, James Ware

2005-2006

Overall Record: 23-9
 Conference Record/Finish: 11-5/T-2nd
 Final Rankings/Postseason Finish: NR / NCAA First Round

2006-2007

Lettermen Returning/Lost: 5/5
 Starters Returning/Lost: 2/3

STARTERS RETURNING

Jaycee Carroll (G, 6-2, Jr.) 16.3 ppg, 3.5 rpg
 Durrall Peterson (F, 6-3, Sr.) 7.2 ppg, 3.4 rpg

SERIES HISTORY

Series Record: BYU leads 133-90
 Last Meeting: Dec. 22, 2005
 Result: USU won 91-80 @ USU

MEDIA RELATIONS

Basketball Contact: Doug Hoffman
 Office: (435) 797-3714
 Cell: (435) 881-8011
 Email: doug.hoffman@usu.edu
 Fax: (435) 797-2615
 Pressrow: (435) 797-1686
 Web Site: www.utahstateaggies.com



HEAD COACH
Stew Morrill



2006-07 SCHEDULE

11/11 Texas Southern	1/18 Central Arkansas
11/17 at Shelby Metcalf Tourn.	1/20 Northwestern State
11/22 New Orleans	1/28 at McNeese State
11/25 St. Gregory's University	2/1 Nicholls State
12/1 at Tulsa	2/3 at SE Louisiana
12/4 at Oral Roberts	2/8 at Texas-Arlington
12/6 at Rice	2/10 Texas State
12/13 BYU	2/15 at Central Arkansas
12/16 at Wyoming	2/17 at Northwestern State
12/20 Northern Illinois	2/22 Texas A&M CC
12/28 at Memphis	2/24 McNeese State
1/1 Louisiana College	3/1 at Nicholls State
1/6 at Texas-San Antonio	3/3 SE Louisiana
1/11 Stephen F. Austin	
1/13 at Sam Houston State	

2006-07 SCHEDULE

11/10 at Northwestern State	1/13 Louisiana Tech
11/17-19 Top of the World	1/15 Idaho
Classic	1/18 Boise State
11/25 Weber State	1/20 at San Jose State
11/29 at South Dakota State	1/27 at Nevada
12/2 Idaho State	1/29 at Hawai'i
12/6 Utah	2/3 San Jose State
12/9 at UVSC	2/5 New Mexico State
12/16 at BYU	2/10 at Idaho
12/21 IPFW	2/14 Hawai'i
12/23 at Santa Clara	2/17 TBA
12/30 Cal State Bakersfield	2/22 at New Mexico State
1/4 at Boise State	2/24 at Louisiana Tech
1/6 at Fresno State	3/1 Nevada
1/10 UVSC	3/3 Fresno State



WESTERN OREGON

Dec. 22; Provo, Utah; 7 p.m. MT

GENERAL INFO

Location: Monmouth, Ore.
 Founded: 1856
 Enrollment: 5,030
 Nickname: Wolves
 Colors: Crimson Red and White
 Home Arena: Physical Education Building (2,473)
 Conference: Great Northwest Athletic
 Athletic Director: Jon Carey

BASKETBALL INFO

Head Coach: Craig Stanger
 Alma Mater: BYU '92
 Best Time to Call: Mornings
 Office Phone: (503) 838-8068
 Overall Record (Years): 9-18 (1 year)
 Record at School (Years): 9-18 (1 year)
 Assistant Coaches: Everett Hartman, Jerod Gibson, Eric Bruce



2005-2006

Overall Record: 9-18
 Conference Record/Finish: 4-14/9th
 Final Rankings/Postseason Finish: NA

2006-2007

Lettermen Returning/Lost: 8/2
 Starters Returning/Lost: 4/1

STARTERS RETURNING

JT Mitchell (F, 6-7, Sr.) 11.4 ppg, 7.2 rpg
 Stanley Ratcliff (F, 6-3, Jr.) 11.5 ppg, 6.0 rpg
 Travis Kuhns (F, 6-8, So.) 11.5 ppg, 5.7 rpg
 Larry Hall (G, 6-2, Sr.) 7.0 ppg, 2.7 rpg

SERIES HISTORY

Series Record: BYU leads 1-0
 Last Meeting: Dec. 10, 2003
 Result: BYU won 92-56 @ BYU

MEDIA RELATIONS

Basketball Contact: Russ Blunck
 Office: (503) 838-8160
 Cell: (503) 930-1275
 Email: blunckr@wou.edu
 Fax: (503) 838-8164
 Pressrow: (503) 838-8922
 Web Site: www.wouwolves.com



LIBERTY

Dec. 28; Provo, Utah; 7:30 p.m. MT

GENERAL INFO

Location: Lynchburg, Va.
 Founded: 1971
 Enrollment: 21,558
 Nickname: Flames
 Colors: Red, White and Blue
 Home Arena: Vines Center (9,000)
 Conference: Big South
 Athletic Director: Jeff Barber

BASKETBALL INFO

Head Coach: Randy Dunton
 Alma Mater: Baptist Bible College '84
 Best Time to Call: Mornings
 Office Phone: (434) 582-2337
 Overall Record (Years): 97-111 (7 years)
 Record at School (Years): 63-85 (5 years)
 Assistant Coaches: Alexis Sherard, Zack Jones, Dominic Okon



2005-2006

Overall Record: 7-23
 Conference Record/Finish: 3-13/8th
 Final Rankings/Postseason Finish: NA

2006-2007

Lettermen Returning/Lost: 5/4
 Starters Returning/Lost: 5/1

STARTERS RETURNING

Larry Blair (G, 6-1, Sr.) 22.6 ppg, 4.7 rpg
 Anthony Smith (G, 6-4, So.) 9.2 ppg, 2.9 rpg
 Damien Hubbard (F, 6-6, Sr.) 8.7 ppg, 5.6 ppg
 Rell Porter (F, 6-7, Jr.) 5.1 ppg, 5.5 rpg
 Russell Monroe (C, 6-11, Jr.) 3.8 ppg, 3.1 rpg

SERIES HISTORY

Series Record: First meeting
 Last Meeting: N/A

MEDIA RELATIONS

Basketball Contact: Vincent Briedis
 Office: (434) 582-2292
 Cell: (434) 841-0839
 Email: vebriedis@liberty.edu
 Fax: (434) 582-2076
 Pressrow: (434) 582-7451
 Web Site: www.libertyflames.com



2006-07 SCHEDULE

11/24-25	Chico State Tournament	1/25	Northwest Nazarene
12/5	at Corban	2/1	at Alaska Anchorage
12/11	at Oregon State	2/3	at Alaska
12/13	at Southern Oregon	2/8	at Seattle
12/15	at CS Monterey Bay	2/10	Seattle Pacific
12/16	vs. Notre Dame de Namur	2/15	Central Washington
12/22	at BYU	2/17	at Northwest Nazarene
12/29	Shepard	2/24	Western Washington
12/30	North Dakota	3/1	Saint Martin's
1/4	at Western Washington	3/3	Seattle
1/6	at Saint Martin's		
1/11	at Seattle Pacific		
1/13	at Central Washington		
1/18	Alaska		
1/20	Alaska Anchorage		

2006-07 SCHEDULE

11/16	at Oklahoma	1/9	Redford
11/21	Cincinnati Christian	1/13	Winthrop
11/25	Houghton College	1/17	at High Point
11/27	Southern Virginia	1/20	at Coastal Carolina
12/2	East Carolina	1/22	at Charleston Southern
12/4	St. Francis	1/27	VMI
12/9	Longwood	1/30	UNC Asheville
12/16	at St. Francis	2/3	High Point
12/18	at Buffalo	2/6	at Winthrop
12/21	Lipscomb	2/10	Charleston Southern
12/28	at BYU	2/12	Coastal Carolina
12/29	vs. Seton Hall	2/15	at Longwood
12/30	vs. Oral Roberts	2/17	ESPN Bracket Buster
1/2	at Florida	2/21	at VMI
1/6	at UNC Asheville	2/24	at Radford



ORAL ROBERTS

Dec. 29; Provo, Utah; 7:30 p.m. MT

GENERAL INFO

Location: Tulsa, Okla.
 Founded: 1963
 Enrollment: 5,152
 Nickname: Golden Eagles
 Colors: Vegas Gold, Navy Blue and White
 Home Arena: Mabee Center (10,575)
 Conference: Mid-Continent
 Athletic Director: Mike Carter

BASKETBALL INFO

Head Coach: Scott Sutton
 Alma Mater: Oklahoma State '95
 Best Time to Call: Contact SID
 Office Phone: (918) 495-7153
 Overall Record (Years): 121-91 (7 years)
 Record at School (Years): 121-91 (7 years)
 Assistant Coaches: Tom Hankins, Corey Williams, Conley Phipps



HEAD COACH
Scott Sutton

2005-2006

Overall Record: 21-12
 Conference Record/Finish: 13-3/T-1st
 Final Rankings/Postseason Finish: NR / NCAA First Round

2006-2007

Lettermen Returning/Lost: 5/6
 Starters Returning/Lost: 2/3

STARTERS RETURNING

Caleb Green (F, 6-8, Sr.) 20.8 ppg, 8.8 rpg
 Ken Tutt (G, 6-1, Sr.) 14.2 ppg, 2.0 rpg

SERIES HISTORY

Series Record: BYU leads 4-0
 Last Meeting: Dec. 20, 1986
 Result: BYU won 95-73 @ BYU

MEDIA RELATIONS

Basketball Contact: Cris Belvin
 Office: (918) 495-7181
 Cell: (918) 625-2152
 Email: cbelvin@oru.edu
 Fax: (918) 495-7142
 Pressrow: (918) 495-7800
 Web Site: www.orugoldeneagles.com



2006-07 SCHEDULE

11/10 at Loyola Marymount	1/6 Valparaiso
11/15 at Kansas	1/11 at Southern Utah
11/18 SW Oklahoma	1/13 at UMKC
11/21 Louisiana-Lafayette	1/18 Chicago State
11/25 Panhandle State	1/20 at Centenary
11/28 at Tulsa	1/25 Oakland
12/2 Akron	1/27 IUPUI
12/4 Lamar	2/1 at Valparaiso
12/16 at Chattanooga	2/3 at Western Illinois
12/19 Montana	2/8 UMKC
12/22 at Arkansas	2/10 Southern Utah
12/28 vs. Seton Hall	2/15 Centenary
12/29 at BYU	2/22 at IUPUI
12/30 vs. Liberty	2/24 at Oakland
1/4 Western Illinois	

SETON HALL

Dec. 30; Provo, Utah; 7:30 p.m. MT

GENERAL INFO

Location: South Orange, N.J.
 Founded: 1856
 Enrollment: 9,700
 Nickname: Pirates
 Colors: Blue and White
 Home Arena: Continental Airlines Arena (20,029)
 Conference: Big East
 Athletic Director: Joseph A. Quinlan, Jr.

BASKETBALL INFO

Head Coach: Bobby Gonzalez
 Alma Mater: Buffalo State '86
 Best Time to Call: Contact SID
 Office Phone: (973) 761-9070
 Overall Record (Years): 129-77 (7 years)
 Record at School (Years): 0-0 (first year)
 Assistant Coaches: Dermon Player, Geoff Billet, Kevin Murphy



HEAD COACH
Bobby Gonzalez

2005-2006

Overall Record: 18-12
 Conference Record/Finish: 9-7/7th
 Final Rankings/Postseason Finish: NR / NCAA First Round

2006-2007

Lettermen Returning/Lost: 8/5
 Starters Returning/Lost: 3/2

STARTERS RETURNING

Grant Billmeier (C, 6-10, Sr.) 3.8 ppg, 3.5 rpg
 Brian Laing (F, 6-5, Jr.) 5.8 ppg, 3.6 rpg
 Jamar Nutter (G, 6-2, Jr.) 12.1 ppg, 3.6 rpg

SERIES HISTORY

Series Record: Series tied 1-1
 Last Meeting: Dec. 29, 1958
 Result: Seton Hall won 82-80 (OT) @ Queen City Invitational

MEDIA RELATIONS

Basketball Contact: Matt Sweeney
 Office: (973) 761-9493
 Cell: TBA
 Email: TBA
 Fax: (973) 761-9493
 Pressrow: (201) 842-5720
 Web Site: www.shupirates.com



2006-07 SCHEDULE

11/11 Caldwell College	1/14 at Notre Dame
11/18 Fairleigh Dickinson	1/17 Providence
11/25 at Morgan State	1/19 Georgetown
11/27 St. Peter's	1/24 at Marquette
12/2 St. Mary's	1/27 at Rutgers
12/4 Monmouth	1/29 Princeton
12/9 Penn State	2/3 West Virginia
12/21 vs. Virginia Tech	2/10 Villanova
12/23 Pennsylvania	2/14 at Connecticut
12/28 vs. Oral Roberts	2/17 at West Virginia
12/29 vs. Liberty	2/19 Pittsburgh
12/30 at BYU	2/24 South Florida
1/3 Rutgers	2/28 at Cincinnati
1/6 at Providence	3/4 at Louisville
1/11 St. John's	



SAN DIEGO STATE

Jan. 6; Provo, Utah; 3:30 p.m. MT (VERSUS)
Feb. 24; San Diego, Calif.; 3 p.m. PT (CSTV)

GENERAL INFO

Location: San Diego, Calif.
Founded: 1897
Enrollment: 35,887
Nickname: Aztecs
Colors: Scarlet and Black
Home Arena: Cox Arena (12,414)
Conference: Mountain West
Athletic Director: Jeff Schemmel

BASKETBALL INFO

Head Coach: Steve Fisher
Alma Mater: Illinois State '67
Best Time to Call: Contact SID
Office Phone: (619) 594-6249
Overall Record (Years): 289-188 (15 years)
Record at School (Years): 105-106 (7 years)
Assistant Coaches: Brian Dutcher, Gregg Gottlieb, Justin Hutson



HEAD COACH
Steve Fisher

2005-2006

Overall Record: 24-9
Conference Record/Finish: 13-3/1st
Final Rankings/Postseason Finish: NR / NCAA First Round

2006-2007

Lettermen Returning/Lost: 7/5
Starters Returning/Lost: 4/1

STARTERS RETURNING

Mohamed Abukar (F, 6-10, Sr.) 14.3 ppg, 4.7 rpg
Brandon Heath (G, 6-4, Sr.) 18.4 ppg, 3.5 apg
Kyle Spain (F, 6-5, So.) 9.2 ppg, 5.6 rpg
Richie Williams (G, 5-9, So.) 6.6 ppg, 3.8 apg

SERIES HISTORY

Series Record: BYU leads 39-19
Last Meeting: Feb. 22, 2006
Result: BYU won 100-90 @ BYU

MEDIA RELATIONS

Basketball Contact: Mike May
Office: (619) 594-5547
Cell: (619) 957-8372
Email: mmay@mail.sdsu.edu
Fax: (619) 582-6541
Pressrow: (619) 265-5853
Web Site: www.goaztecs.com



2006-07 SCHEDULE

11/10	vs. Murray State	1/13	Colorado State
11/11	at Saint Mary's	1/17	New Mexico
11/12	vs. Seattle Pacific	1/20	at Air Force
11/15	UC San Diego	1/23	at UNLV
11/18	California	1/27	Utah
11/21	UC Riverside	1/31	at TCU
11/25	at UC Santa Barbara	2/6	Air Force
11/29	San Diego	2/10	at Colorado State
12/9	Arizona	2/13	UNLV
12/12	Campbell	2/17	at Wyoming
12/16	Loyola Marymount	2/20	at New Mexico
12/21	at Washington State	2/24	BYU
12/30	Lafayette	2/27	at Utah
1/3	Wyoming	3/3	TCU
1/6	at BYU		

TCU

Jan. 10; Provo, Utah; 7 p.m. MT (the mtn.)
Feb. 10; Fort Worth, Texas; 7 p.m. CT

GENERAL INFO

Location: Fort Worth, Texas
Founded: 1873
Enrollment: 8,749
Nickname: Horned Frogs
Colors: Purple and White
Home Arena: Daniel-Meyer Coliseum (7,201)
Conference: Mountain West
Athletic Director: Dr. Daniel B. Morrison, Jr.

BASKETBALL INFO

Head Coach: Neil Dougherty
Alma Mater: Cameron '84
Best Time to Call: 1-3 p.m. (CT)
Office Phone: (817) 257-7968
Overall Record (Years): 48-75 (4 years)
Record at School (Years): 48-75 (4 years)
Assistant Coaches: Rick Callahan, Chris Crutchfield, Jeff Luster



HEAD COACH
Neil Dougherty

2005-2006

Overall Record: 6-25
Conference Record/Finish: 2-14/9th
Final Ranking/Postseason: NA

2006-2007

Lettermen Returning/Lost: 5/6
Starters Returning/Lost: 2/3

STARTERS RETURNING

Brent Hackett (G, 6-3, Jr.) 10.4 ppg, 2.4 rpg, 2.2 apg
Neiman Owens (G, 6-4, Jr.) 4.5 ppg, 3.2 rpg

SERIES HISTORY

Series Record: BYU leads 6-3
Last Meeting: Feb. 25, 2006
Result: BYU won 81-72 @ TCU

MEDIA RELATIONS

Basketball Contact: Drew Harris
Office: (817) 257-5378
Cell: (817) 343-2064
Email: d.harris@tcu.edu
Fax: (817) 257-7964
Pressrow: (817) 257-7337
Web Site: www.GoFrogs.com



2006-07 SCHEDULE

11/11	Centenary	1/10	at BYU
11/14	Stephen F. Austin	1/17	Colorado State
11/18	Texas-Arlington	1/20	UNLV
11/21	at St. Mary's	1/23	at Air Force
11/24	Grambling State	1/27	at Wyoming
11/29	Texas Tech	1/31	San Diego State
12/2	at Oklahoma	2/3	Utah
12/6	at Texas-San Antonio	2/7	at UNLV
12/9	Tulane	2/10	BYU
12/18	Arkansas-Pine Bluff	2/13	at Colorado State
12/21	SMU	2/17	at New Mexico
12/27	Texas-San Antonio	2/24	Air Force
12/30	at Colorado	2/28	Wyoming
1/3	New Mexico	3/3	at San Diego State
1/6	at Utah		



UNLV

Jan. 13; Las Vegas, Nev.; 7 p.m. PT (the mtn.)
 Feb. 3; Provo, Utah; 3:30 p.m. MT (the mtn.)

GENERAL INFO

Location: Las Vegas, Nev.
 Founded: 1957
 Enrollment: 28,000
 Nickname: Runnin' Rebels
 Colors: Scarlet and Gray
 Home Arena: Thomas & Mack Center (18,500)
 Conference: Mountain West
 Athletic Director: Mike Hamrick

BASKETBALL INFO

Head Coach: Lon Kruger
 Alma Mater: Kansas State '75
 Best Time to Call: Call SID
 Office Phone: (702) 895-3295
 Overall Record (Years): 352-260 (20 years)
 Record at School (Years): 34-27 (2 years)
 Assistant Coaches: Greg Gensing, Steve Henson, Lew Hill

2005-2006

Overall Record: 17-13
 Conference Record/Finish: 10-6/4th
 Final Rankings/Postseason Finish: NA

2006-2007

Lettermen Returning/Lost: 9/5
 Starters Returning/Lost: 3/3

STARTERS RETURNING

Jo'Van Adams (G, 6-0, So.) 10.9 ppg, 3.3 rpg, 2.1 spg
 Curtis Terry (G/F, 6-5, Jr.) 7.4 ppg, 3.0 rpg, 2.3 apg
 Michael Umeh (G, 6-2, Sr.) 11.0 ppg, 2.5 apg

SERIES HISTORY

Series Record: BYU leads 11-10
 Last Meeting: Feb. 11, 2006
 Result: BYU won 75-72 @ BYU

MEDIA RELATIONS

Basketball Contact: Andy Grossman
 Office: (702) 895-3995
 Cell: (702) 630-3949
 Email: andy.grossman@unlv.edu
 Fax: (702) 895-0989
 Pressrow: (702) 895-4600
 Web Site: www.unlvrebels.com



HEAD COACH
Lon Kruger



WYOMING

Jan. 16; Provo, Utah; 6 p.m. MT (the mtn.)
 Feb. 6; Laramie, Wyo.; 7 p.m. MT (the mtn.)

GENERAL INFO

Location: Laramie, Wyo.
 Founded: 1886
 Enrollment: 13,207
 Nickname: Cowboys
 Colors: Brown and Gold
 Home Arena: Arena-Auditorium (15,000)
 Conference: Mountain West
 Athletic Director: TBA

BASKETBALL INFO

Head Coach: Steve McClain
 Alma Mater: Chadron State '84
 Best Time to Call: Contact SID
 Office Phone: (307) 766-5114
 Overall Record (Years): 140-100 (8 years)
 Record at School (Years): 140-100 (8 years)
 Assistant Coaches: Silvey Dominguez, Shaun Vandiver, David Farrar

2005-2006

Overall Record: 14-18
 Conference Record/Finish: 5-11/7th
 Final Rankings/Postseason Finish: NA

2006-2007

Lettermen Returning/Lost: 7/5
 Starters Returning/Lost: 2/3

STARTERS RETURNING

Brandon Ewing (G, 6-2, So.) 13.2 ppg, 3.5 rpg
 Brad Jones (G, 6-0, Jr.) 10.0 ppg, 4.5 rpg, 3.5 apg

SERIES HISTORY

Series Record: BYU leads 94-69
 Last Meeting: Feb. 18, 2006
 Result: BYU won 74-68 @ Wyoming

MEDIA RELATIONS

Basketball Contact: Kevin M. McKinney
 Office: (307) 766-2256
 Cell: (307) 760-7845
 Email: kevinm@uwyo.edu
 Fax: (307) 766-2346
 Pressrow: (307) 766-2222
 Web Site: www.wyomingathletics.com



HEAD COACH
Steve McClain



2006-07 SCHEDULE

11/10	Hawai'i	1/6	at Air Force
11/14	Eastern Washington	1/10	at Wyoming
11/17	UC Santa Barbara	1/13	BYU
11/21	Washburn	1/20	at TCU
11/25	San Francisco	1/23	San Diego State
11/28	at Arizona	1/27	New Mexico
12/2	vs. Northern Arizona	1/30	at Colorado State
12/5	at Hawai'i	2/3	at BYU
12/9	at Nevada-Reno	2/7	TCU
12/17	Texas A&M CC	2/10	Wyoming
12/18	Norfolk State	2/13	at San Diego State
12/19	South Florida	2/17	at Utah
12/22	Minnesota	2/20	Air Force
12/28	at Texas Tech	2/28	at New Mexico
12/30	at Houston	3/3	Colorado State
1/3	Utah		

2006-07 SCHEDULE

11/11	Boise State	1/13	Air Force
11/15	Montana	1/16	at BYU
11/18	UAB	1/20	at Utah
11/22	at UAB	1/24	Colorado State
11/26	at Colorado	1/27	TCU
11/29	Colorado School of Mines	1/30	at New Mexico
12/2	at Montana State	2/3	at Air Force
12/6	Denver	2/6	BYU
12/9	vs. Wichita State	2/10	at UNLV
12/16	Lamar	2/17	San Diego State
12/20-23	Rainbow Classic	2/21	Utah
12/20	vs. Nebraska	2/24	at Colorado State
12/27	at Wisconsin-Milwaukee	2/28	at TCU
1/3	at San Diego State	3/3	New Mexico
1/10	UNLV		



COLORADO STATE

Jan. 20; Fort Collins, Colo.; 3:30 p.m. MT (the mtn.)
Feb. 21; Provo, Utah; 8 p.m. MT (the mtn.)

GENERAL INFO

Location: Fort Collins, Colo.
Founded: 1870
Enrollment: 25,382
Nickname: Rams
Colors: Green and Gold
Home Arena: Moby Arena (8,745)
Conference: Mountain West
Athletic Director: Paul Kowalczyk



HEAD COACH
Dale Layer

BASKETBALL INFO

Head Coach: Dale Layer
Alma Mater: Eckerd College '80
Best Time to Call: Call SID
Office Phone: (970) 491-6232
Overall Record (Years): 253-180 (15 years)
Record at School (Years): 86-93 (6 years)
Assistant Coaches: Bill Peterson, Myron Guillory, Brian Joyce

2005-2006

Overall Record: 16-15
Conference Record/Finish: 4-12/8th
Final Rankings/Postseason Finish: NA

2006-2007

Lettermen Returning/Lost: 5/7
Starters Returning/Lost: 4/1

STARTERS RETURNING

Cory Lewis (G, 6-0, Sr.) 10.1 ppg, 3.6 rpg, 4.5 apg
Freddy Robinson (F, 6-5, Sr.) 5.7 ppg, 2.4 rpg
Jason Smith (F, 7-0, Jr.) 16.2 ppg, 7.3 rpg, 2.3 apg
Stephan Gilling (G, 6-2, So.) 7.0 ppg, 1.0 rpg

SERIES HISTORY

Series Record: BYU leads 80-45
Last Meeting: Mar. 1, 2006
Result: BYU won 77-69 @ BYU

MEDIA RELATIONS

Basketball Contact: Mike Lefler
Office: (970) 491-4854
Cell: (970) 420-5744
Email: mike.lefler@colostate.edu
Fax: (970) 491-1348
Pressrow: (970) 491-3981
Web Site: www.csurams.com



NEW MEXICO

Jan. 24; Albuquerque, N.M.; 8 p.m. MT (the mtn.)
Feb. 14; Provo, Utah; 7 p.m. MT (the mtn.)

GENERAL INFO

Location: Albuquerque, N.M.
Founded: 1889
Enrollment: 26,500
Nickname: Lobos
Colors: Cherry and Silver
Home Arena: The Pit/Bob King Court (18,018)
Conference: Mountain West
Athletic Director: Paul Krebs



HEAD COACH
Ritchie McKay

BASKETBALL INFO

Head Coach: Ritchie McKay
Alma Mater: Seattle Pacific '87
Best Time to Call: Contact SID
Office Phone: (619) 594-6249
Overall Record (Years): 150-141 (10 years)
Record at School (Years): 67-52 (4 years)
Assistant Coaches: Brad Soucie, Scott Didrickson, Duane Broussard

2005-2006

Overall Record: 17-13
Conference Record/Finish: 8-8/5th
Final Rankings/Postseason Finish: NA

2006-2007

Lettermen Returning/Lost: 6/6
Starters Returning/Lost: 1/4

STARTERS RETURNING

Tony Danridge (G/F, 6-5, Jr.) 8.4 ppg, 2.5 rpg

SERIES HISTORY

Series Record: BYU leads 69-50
Last Meeting: Mar. 4, 2006
Result: BYU won 76-86 @ BYU

MEDIA RELATIONS

Basketball Contact: Jay Blackman
Office: (505) 925-5528
Cell: (505) 710-2828
Email: blackman@unm.edu
Fax: (505) 925-5529
Pressrow: (505) 925-5988
Web Site: www.golobos.com



2006-07 SCHEDULE

11/10	CSU-Pueblo	1/6	at New Mexico
11/14-15	NIT Season Tip-Off	1/9	Utah
11/14	vs. Baylor	1/13	at San Diego State
11/15	vs. Gonzaga/Rice	1/17	at TCU
11/18	Montana St. Northern	1/20	BYU
11/20	Boise State	1/24	at Wyoming
11/29	at Denver	1/30	UNLV
12/2	Kansas State	2/3	New Mexico
12/6	Northern Colorado	2/7	at Utah
12/9	at Colorado	2/10	San Diego State
12/18	North Dakota State	2/13	TCU
12/22	at Boise State	2/17	at Air Force
12/29	vs. Alabama State	2/21	at BYU
12/30	TBD	2/24	Wyoming
1/3	Air Force	3/3	at UNLV

2006-07 SCHEDULE

11/10	Abilene Christian	1/6	Colorado State
11/12	Sacramento State	1/9	at Air Force
11/14	Colorado	1/13	Utah
11/21	Kansas State	1/17	at San Diego State
11/28	New Mexico State	1/24	BYU
12/03	at UTEP	1/27	at UNLV
12/5	at New Mexico State	1/30	Wyoming
12/16	North Carolina A&T	2/3	at Colorado State
12/17	Longwood	2/10	Air Force
12/19	Charleston Southern	2/14	at BYU
12/22	vs. Wichita State	2/17	TCU
12/23	vs. Kansas State/USC	2/20	San Diego State
12/28	Alcorn State	2/24	at Utah
12/29	Pepperdine/Binghamton	2/28	UNLV
1/1	at Texas Tech	3/3	at Wyoming
1/3	at TCU		



AIR FORCE

Jan. 27; Provo, Utah; 4 p.m. MT (the mtn.)
Feb. 27; USAFA, Colo.; 7 p.m. MT (CSTV)

GENERAL INFO

Location: USAFA, Colo.
Founded: 1954
Enrollment: 4,000
Nickname: Falcons
Colors: Blue and Silver
Home Arena: Clune Arena (5,834)
Conference: Mountain West
Athletic Director: Hans Mueh

BASKETBALL INFO

Head Coach: Jeff Bzdelik
Alma Mater: Illinois-Chicago '76
Best Time to Call: Call SID
Office Phone: (719) 333-3039
Overall Record (Years): 49-38 (3 years)
Record at School (Years): 24-7 (1 year)
Assistant Coaches: Larry Mangino, Jeff Reynolds, Derrick Clark, A.J. Kuhle, Tyron Wright

2005-2006

Overall Record: 24-7
Conference Record/Finish: 12-4/T-2nd
Final Rankings/Postseason Finish: NR / NCAA First Round

2006-2007

Lettermen Returning/Lost: 13/3
Starters Returning/Lost: 4/1

STARTERS RETURNING

Jacob Burtschi (F, 6-6, Sr.) 12.4 ppg, 6.1 rpg, 2.5 apg
Matt McCraw (G, 6-2, Sr.) 10.8 ppg, 3.0 rpg
Dan Nwaelele (F, 6-5, Sr.) 11.8 ppg, 2.6 rpg, 2.3 apg
John Frye (C, 6-10, Sr.) 5.7 ppg, 3.3 rpg

SERIES HISTORY

Series Record: BYU leads 43-12
Last Meeting: Feb. 4, 2006
Result: BYU won 65-59 @ BYU

MEDIA RELATIONS

Basketball Contact: Jerry Cross
Office: (719) 333-3950
Cell: (719) 338-0804
Email: jerry.cross@usafa.af.mil
Fax: (719) 333-3798
Pressrow: (719) 333-6467
Web Site: www.airforcesports.com



HEAD COACH
Jeff Bzdelik



UTAH

Jan. 31; Salt Lake City, Utah; 8 p.m. MT (the mtn.)
Mar. 3; Provo, Utah; 5:30 p.m. MT (CSTV)

GENERAL INFO

Location: Salt Lake City, Utah
Founded: 1850
Enrollment: 29,019
Nickname: Runnin' Utes
Colors: Crimson and White
Home Arena: Huntsman Center (15,000)
Conference: Mountain West
Athletic Director: Dr. Chris Hill

BASKETBALL INFO

Head Coach: Ray Giacoletti
Alma Mater: Minot State '75
Best Time to Call: Mornings
Office Phone: (801) 581-5451
Overall Record (Years): 160-104 (9 years)
Record at School (Years): 43-21 (2 years)
Assistant Coaches: Marty Wilson, Mike Score, Chris Jones

2005-2006

Overall Record: 14-15
Conference Record/Finish: 6-10/6th
Final Rankings/Postseason Finish: NA

2006-2007

Lettermen Returning/Lost: 6/5
Starters Returning/Lost: 4/1

STARTERS RETURNING

Johnnie Bryant (G, 6-0, Jr.) 13.1 ppg, 2.8 rpg, 2.4 apg
Chris Grant (G, 6-3, Jr.) 2.5 ppg, 2.2 rpg
Luke Nevill (C, 7-1, So.) 11.6 ppg, 6.6 rpg
Shaun Green (F, 6-8, So.) 6.4 ppg, 3.8 rpg

SERIES HISTORY

Series Record: Utah leads 124-118
Last Meeting: Mar. 9, 2006
Result: Utah won 74-70 @ MWC Tournament

MEDIA RELATIONS

Basketball Contact: Mike Lageschulte
Office: (801) 587-9162
Cell: (801) 557-2322
Email: mlages@huntsman.utah.edu
Fax: (801) 581-4358
Pressrow: (801) 581-6657
Web Site: www.utahutes.com



HEAD COACH
Ray Giacoletti



2006-07 SCHEDULE

11/10	Arkansas-Pine Bluff	1/6	UNLV
11/14	vs. Long Beach State	1/9	New Mexico
11/15	vs. Stanford/San Jose St.	1/13	at Wyoming
11/18	at Colorado	1/16	at Utah
11/22	Radford	1/20	San Diego State
11/29	vs. Wake Forest	1/23	TCU
12/2	IPFW	1/27	at BYU
12/6	Texas-Pan American	2/3	Wyoming
12/9	Colorado College	2/6	at San Diego State
12/13	Norfolk State	2/10	at New Mexico
12/23	at Northern Colorado	2/14	Utah
12/28-29	Cable Car Classic	2/17	Colorado State
12/28	vs. George Washington	2/20	at UNLV
12/29	at Santa Clara	2/24	at TCU
1/3	at Colorado State	2/27	BYU

2006-07 SCHEDULE

11/10	Southern Utah	1/6	TCU
11/18	at Santa Clara	1/9	at Colorado State
11/21	Colorado	1/13	at New Mexico
11/25	Rice	1/16	Air Force
11/29	Weber State	1/20	Wyoming
12/2	Washington State	1/27	at San Diego State
12/6	at Utah State	1/31	BYU
12/9	at Rhode Island	2/3	at TCU
12/16	Cal Poly	2/7	Colorado State
12/19-21	San Juan Shootout	2/14	at Air Force
12/19	vs. UCF	2/17	UNLV
12/20	TBD	2/21	at Wyoming
12/21	TBD	2/24	New Mexico
12/28	Albany	2/27	San Diego State
1/3	at UNLV	3/3	at BYU



MWC TOURNAMENT INFO

March 6-10; Las Vegas, Nev.; (the mtn./CSTV/VERSUS)

2007 GENERAL INFO

Dates: March 6-10
Location: Las Vegas (UNLV)
Arena: Thomas & Mack Center
Tickets: 1-800-322-BYU1 or www.byutickets.com
Championships Website: http://themwc.cstv.com/champ/07-mwc-bb_tourney.html

2006 INFO

Location: Denver
Arena: Pepsi Center
Champion: San Diego State
MVP: Marcus Slaughter, SDSU
BYU Record: 0-1, lost 74-70 to Utah in Quarterfinals

BYU TOURNAMENT HISTORY

Conference Tournament Record: 19-19
MWC Tournament Record: 7-6
MWC Quarterfinals Record: 4-3
MWC Semifinals Record: 2-2
MWC Finals Record: 1-1
Last Finals Appearance: 2001
Last Tournament Title: 2001
MVP Honorees: Mekeli Wesley (2001)
All-Tournament Team Honorees: Terrell Lyday (2000), Mekeli Wesley (2001), Terrell Lyday (2001), Rafael Araujo (2004)


2007 SCHEDULE

TUESDAY, MARCH 6 – FIRST ROUND
7:30 p.m. #8 vs. #9 the mtn.

THURSDAY, MARCH 8 – QUARTERFINALS
12 noon #8/9 Winner vs. #1 the mtn.
2:30 p.m. #5 vs. #4 the mtn.
6:00 p.m. #7 vs. #2 the mtn.
8:30 p.m. #6 vs. #3 the mtn.

FRIDAY, MARCH 9 – SEMIFINALS
6:00 p.m. Semifinal Game #1 CSTV
8:30 p.m. Semifinal Game #2 CSTV

SATURDAY, MARCH 10 – FINALS
4:00 p.m. Championship Game VERSUS



2007 NCAA TOURNAMENT

69th Annual Div. I Men's Basketball Championship (CBS)



OPENING ROUND

TUESDAY, MARCH 13, 2007
University of Dayton Arena • Dayton, Ohio
Host: University of Dayton

FIRST AND SECOND ROUNDS

THURSDAY AND SATURDAY, MARCH 15 AND 17, 2007
HSBC Arena • Buffalo, New York
Hosts: Metro Atlantic Athletic Conference, Canisius College and Niagara University

ARCO Arena • Sacramento, California
Host: University of the Pacific

Rupp Arena • Lexington, Kentucky
Host: University of Kentucky

Lawrence Joel Veterans Memorial Coliseum • Winston-Salem, North Carolina
Host: Wake Forest University

FRIDAY AND SUNDAY, MARCH 16 AND 18, 2007

United Center • Chicago, Illinois
Host: Big Ten Conference

Nationwide Arena • Columbus, Ohio
Host: The Ohio State University

Spokane Memorial Arena • Spokane, Washington
Host: Washington State University

New Orleans Arena • New Orleans, Louisiana
Host: Tulane University

REGIONALS

THURSDAY AND SATURDAY, MARCH 22 AND 24, 2007

South Regional
Alamodome • San Antonio, Texas
Host: University of Texas-San Antonio

West Regional
HP Pavilion • San Jose, California
Host: San Jose State University

FRIDAY AND SUNDAY, MARCH 23 AND 25, 2007

East Regional
Continental Airlines Arena • East Rutherford, NJ
Host: Rutgers University

Midwest Regional
Edward Jones Dome • St. Louis, Missouri
Host: Missouri Valley Conference



FINAL FOUR

SATURDAY AND MONDAY, MARCH 31 AND APRIL 2, 2007

Georgia Dome • Atlanta, Georgia
Host: Georgia Tech



OPPONENT	G	W	L	FIRST-LAST	LAST	OPPONENT	G	W	L	FIRST-LAST	LAST
AIR FORCE	55	43	12	1961-2006	W	Gila College	2	2	0	1931	W
Alabama	1	0	1	1957	L	Gonzaga	1	0	1	1949	L
Alabama-Birmingham	3	2	1	1984-1989	W	Georgetown	1	0	1	1984	L
Alaska	1	1	0	1980	W	Georgia	3	2	1	1969-1997	L
Albright	1	0	1	1943	L	Georgia Tech	1	0	1	1978	L
Arizona	38	17	21	1951-1999	L	Hamline	1	0	1	1951	L
Arizona State	47	26	21	1946-2002	W	Harvard	1	1	0	1978	W
Arkansas	1	1	0	1947	W	Hastings	2	2	0	1935-1938	W
Army	2	2	0	1965-1973	W	Hawai'i	43	30	13	1971-1999	W
Auburn	1	0	1	1998	L	Hofstra	2	2	0	1983-1984	W
Baylor	7	5	2	1949-1979	W	Houston	6	2	4	1965-2006	L
Beloit	1	0	1	1949	L	Idaho	5	3	2	1938-2001	W
Berkeley	1	1	0	1989	W	IDAHO STATE	33	27	6	1930-2004	W
BOISE STATE	10	8	2	1976-2006	W	Illinois	5	2	3	1965-1980	W
Bowling Green	4	3	1	1949-1984	W	Illinois Wesleyan	1	1	0	1930	W
Bradley	3	2	1	1953-1978	W	Indiana	2	0	2	1972-1973	L
Brown	1	1	0	1988	W	Indiana State	3	2	1	1947-1951	W
Butler	1	0	1	1930	L	Iowa	2	0	2	1983-1986	L
California	11	4	7	1952-2005	L	Iowa State	4	0	4	1931-2000	L
Cal-Davis	2	2	0	1936	W	James Madison	2	2	0	1990-1992	W
Cal-Irvine	4	3	1	1986-2002	W	John Carroll	1	1	0	1930	W
Cal-Santa Barbara	5	4	1	1979-2002	W	Kansas	4	1	3	1959-1993	L
Cal Poly Pomona	1	1	0	1981	W	Kansas State	6	3	3	1950-2002	W
Cal State Fullerton	6	3	3	1972-1996	L	Kent State	1	1	0	1960	L
Cal State Los Angeles	2	2	0	1952	W	Kentucky	3	0	3	1951-1984	L
Cal State Northridge	4	4	0	1992-2001	W	LAMAR	1	1	0	2006	W
Cal State Riverside	1	1	0	1999	W	LaVerne	1	1	0	1936	W
Cal State Sacramento	1	1	0	1993	W	La Salle	9	3	6	1948-1992	L
Canisius	3	3	0	1942-1946	W	LIBERTY	FIRST MEETING				
Carbon College	2	2	0	1922-1943	W	Long Beach State	7	3	4	1972-1985	W
Central Conn. State	1	1	0	1987	W	Long Island	3	0	3	1942-1947	L
Chaminade	1	1	0	2005	W	Louisiana State	2	1	1	1960-1992	L
Chicago	1	1	0	1930	W	Louisiana Tech	2	2	0	1998	W
Chicago State	1	1	0	1987	W	Louisville	3	1	2	1960-1994	W
Cincinnati	3	2	1	1930-2001	L	Loyola (Ill.)	6	2	4	1931-1968	L
Citadel	1	0	1	1960	L	Loyola-Marymount	2	0	2	1937-2006	L
Clemson	2	0	2	1980-1990	L	Loyola (N. Orleans)	2	1	1	1957-1959	L
Colorado	20	5	15	1937-1956	W	McNeese State	2	2	0	1977-1992	W
Colorado College	11	5	6	1923-1936	W	Manhattan	3	2	1	1945-1955	L
Colorado St. College	9	8	1	1923-1938	W	Marshall	2	1	1	1948-1951	W
COLORADO STATE	125	80	45	1938-2006	W	Marquette	4	2	2	1930-1967	L
Connecticut	1	0	1	2003-2003	L	Memphis (formerly State)	4	1	3	1960-2002	L
Cornell	2	1	1	1965-1969	L	Miami (Fla.)	4	2	2	1960-1989	L
Creighton	8	5	3	1931-2002	L	Michigan	4	2	2	1954-1991	L
Culver Stockton	1	1	0	1949	W	MICHIGAN STATE	7	4	3	1930-1986	W
Dartmouth	1	0	1	1958	L	Minnesota	1	0	1	1994	L
Davidson	2	2	0	1974-1976	W	Mississippi State	2	1	1	1994-1996	L
Dayton	2	2	0	1950-1959	W	Montana	27	20	7	1941-1977	L
Delta State	1	1	0	1947	W	Montana State	12	11	1	1939-1987	W
Denver	70	53	17	1933-1999	W	Montana State Billings	1	1	0	2005	W
DePaul	1	0	1	1964	W	Montana State College	57	28	29	1925-1941	W
Detroit	1	1	0	1955	W	Montana Mines	2	2	0	1928	W
Dixie College	7	7	0	1927-1935	W	Morgan State	1	1	0	1996	W
Drake	1	1	0	1935	W	Muhlenberg	1	1	0	1948	W
Duke	2	1	1	1952-1992	L	Murray State	3	2	1	1953-1955	L
Duquesne	2	0	2	1947-1954	L	Nebraska	4	3	1	1930-1936	W
Eastern Kentucky	3	2	1	1950-1991	W	Nevada	17	11	6	1929-1996	L
Eastern Washington	2	2	0	1989-2006	W	NEW MEXICO	119	69	50	1950-2006	W
East Tennessee State	1	0	1	1990	L	New Mexico State	11	3	8	1960-1976	L
Elon College	1	1	0	2000	W	New Orleans	1	0	1	1987	L
Florida	2	2	0	1959-1992	W	New York (CCNY)	3	0	3	1947-1950	L
Florida International	2	2	0	1999-2000	W	New York University	1	1	0	1965	W
Florida State	1	1	0	1972	W	Niagara	7	5	2	1947-1976	W
Fordham	2	2	0	1983-1985	W	Nicholls State	1	1	0	1993	W
Fort Lewis	1	1	0	2001	W	Northeastern	1	1	0	1988	W
Fresno State	16	11	5	1935-1999	L	Northwestern	2	1	1	1945-1989	W



OPPONENT	G	W	L	FIRST-LAST	LAST
North Dakota	3	2	1	1928	W
North Carolina	4	0	4	1976-2005	L
N. Carolina-Charlotte	2	2	0	1988	W
North Carolina State	4	0	4	1952-2005	L
North Texas	2	2	0	1980-1989	W
Northern Arizona	1	0	1	1946	L
Northern Kentucky	1	1	0	2006	W
Northeast Louisiana	2	2	0	1975-1994	W
Northwestern (La.) St.	2	1	1	1948-1994	W
N.W. Oklahoma State	1	1	0	1948	W
Notre Dame	7	3	4	1956-2000	L
Occidental	1	1	0	1929	W
Ohio State	7	3	4	1956-1998	W
Oklahoma	4	2	2	1960-1992	W
Oklahoma Baptist	1	1	0	1993	W
Oklahoma City	6	0	6	1955-1976	L
Oklahoma State	7	4	3	1961-2004	W
Old Dominion	1	1	0	1976	W
Omaha	1	1	0	1943	W
ORAL ROBERTS	4	4	0	1978-1986	W
Oregon	20	8	12	1954-1999	L
Oregon State	15	4	11	1927-1992	L
Pacific	6	3	3	1961-1997	W
Penn State	4	1	3	1979-1998	L
Pepperdine	6	2	4	1944-2003	W
Phillips	2	1	1	1928	L
Pittsburgh	1	1	0	1986	W
PORTLAND	2	1	1	1957-1959	W
Portland State	1	1	0	1978	W
Princeton	4	4	0	1981-1992	W
Providence	2	2	0	1962-1983	W
Purdue	1	1	0	1978	W
Regis	3	3	0	1949-1951	W
Rhode Island	3	1	2	1975-1978	L
Rice	6	4	2	1963-2002	W
Ricks College	2	2	0	1927-1940	W
Rutgers	1	0	1	1990	L
St. Bonaventure	3	3	0	1965-2002	W
St. Francis	2	1	1	1953-1969	W
St. John's	8	1	7	1951-1991	L
St. Joseph's	8	4	4	1962-1983	L
St. Louis	4	3	1	1930-1954	L
St. Mary's (Calif.)	9	7	2	1953-2005	L
San Diego, U. of	2	2	0	2001-2002	W
SAN DIEGO STATE	58	39	19	1941-2006	W
San Francisco	9	4	5	1946-2002	L
SAN JOSE STATE	8	7	1	1948-1999	L
Santa Barbara SC	1	1	0	1940	W
Santa Clara	20	15	5	1951-2005	W
Seattle	7	5	2	1963-1976	W
SETON HALL	2	1	1	1950-1959	L
Siena	1	1	0	1989	W
Snow College	4	4	0	1929-1946	W
South Alabama	2	1	1	2000	W
South Carolina	2	1	1	1990-1993	W
South Carolina State	1	1	0	1999	W
Southeastern College	1	1	0	1925	W
Southern California	9	3	6	1933-2006	L
Southern Idaho	13	10	3	1937-1946	W
Southern Illinois	1	1	0	2000	W
Southern Methodist	4	2	2	1986-1997	L
SOUTHERN UTAH	9	9	0	1992-2006	W
Southwest Missouri	2	1	1	1985-1987	L
Stanford	6	4	2	1969-2005	L
Stetson	1	0	1	1990	L
Syracuse	5	0	5	1947-2004	L

OPPONENT	G	W	L	FIRST-LAST	LAST
TCU	9	6	3	1953-2006	W
Tennessee	2	0	2	1957-1980	L
Tennessee Tech	1	1	0	1992	W
Temple	3	2	1	1942-1966	W
Texas	5	3	2	1967-1978	L
Texas-Arlington	1	1	0	1988	W
Texas A&M	1	1	0	1972	W
Texas A&M Corpus Christi	1	1	0	2001	W
Texas Southern	1	1	0	1999	W
UTEP	64	39	25	1966-1999	W
Texas Tech	4	3	1	1967-1996	L
Toledo	4	3	1	1949-2002	W
Tulane	1	1	0	1995	W
Tulsa	11	7	4	1979-2006	W
UCLA	21	11	10	1929-1988	L
UNLV	21	11	10	1981-2006	W
UTAH	242	118	124	1909-2006	L
UTAH STATE	223	133	90	1905-2006	L
Utah Valley State	1	1	0	2005	W
Valparaiso	2	1	1	1945-1949	W
Vanderbilt	1	0	1	1957	L
Villanova	3	1	2	1951-1984	L
Virginia	4	1	3	1981-1998	L
Virginia Commonwealth	1	1	0	1983	W
Virginia Tech	1	1	0	1967	W
Wake Forest	3	1	2	1952-1969	L
Washington	18	8	10	1950-1998	L
Washington State	10	5	5	1946-2006	W
Weber College	7	6	1	1938-1943	W
WEBER STATE	31	21	10	1973-2006	W
West Virginia	2	1	1	1947-1973	W
Western Carolina	1	1	0	1981	W
Western State	11	10	1	1924-1937	W
Western Kentucky	3	0	3	1946-1955	L
WESTERN OREGON	1	1	0	1946-2005	W
Western Washington	1	1	0	1993	W
Wichita State	7	1	6	1962-1989	W
Wisconsin	1	0	1	1931	L
Wisconsin-Milwaukee	1	1	0	1972	W
Wittenberg	1	0	1	1930	L
Wofford College	1	1	0	1998	W
WYOMING	163	94	69	1929-2006	W
Xavier	2	2	0	1964-1968	W
Yale	1	1	0	1984	W

INTRACONFERENCE RECORD

	G	W	L	Pct.
Air Force	55	43	12	.782
Colorado State	125	80	45	.640
New Mexico	119	69	50	.580
San Diego State	58	39	19	.672
TCU	9	6	3	.667
UNLV	21	11	10	.524
Utah	242	118	124	.488
Wyoming	163	94	69	.577
Total	782	455	327	.582





UCLA

Overall Series Record: BYU leads 11-10
 BYU Record in Provo: 6-2
 BYU Record in Los Angeles: 4-6
 BYU Record at Neutral Sites: 2-1
 BYU Record Under Dave Rose: 0-0
 BYU Record in Overtime Games: N/A
 Longest BYU Win Streak: 3 (1950-56)
 Longest UCLA Win Streak: 4 (1963-81)
 Largest BYU Margin of Victory: 21, 83-62 in 1950
 Largest UCLA Margin of Victory: 42, 113-71 in 1963
 Most Points Scored by BYU: 89 in 1984
 Most Points Scored by UCLA: 113 in 1963

Date	Opponent	Score	W/L
12-21-29	at UCLA	47-40	W
12-23-29	at UCLA	43-47	L
3-25-50	vs. UCLA#	83-62	W
12-2-55	UCLA	75-58	W
12-3-55	UCLA	67-65	W
12-14-56	at UCLA	69-74	L
12-15-56	at UCLA	59-58	W
12-11-59	at UCLA	42-62	L
12-1-61	UCLA	68-66	W
12-2-61	UCLA	86-83	W
12-6-63	at UCLA	71-113	L
3-13-65	UCLA#	76-100	L
3-18-71	vs. UCLA#	73-91	L
11-26-77	at UCLA	73-75	L
3-14-81	vs. UCLA#	78-55	W
11-27-81	at UCLA	79-75	W
11-26-82	UCLA	82-85	L
12-28-83	at UCLA	73-82	L
12-19-84	UCLA	89-81	W
12-5-87	at UCLA	87-80	W
12-3-88	UCLA #NCAA	87-97	L

IDAHO STATE

Overall Series Record: BYU leads 27-6
 BYU Record in Provo: 12-2
 BYU Record in Pocatello: 15-4
 BYU Record at Neutral Sites: N/A
 BYU Record under Dave Rose: 0-0
 BYU Record in Overtime Games: N/A
 Longest BYU Win Streak: 15 (1944-76)
 Longest Idaho St. Win Streak: 3 (1936-37)
 Largest BYU Margin of Victory: 42, 76-34 in 1931
 Largest Idaho St. Margin of Victory: 10, 45-35 in 1944
 Most Points Scored by BYU: 102 in 1976
 Most Points Scored by Idaho St.: 94 in 1977

Date	Opponent	Score	W/L
2-10-30	at Idaho State	51-33	W
2-9-31	at Idaho State	76-34	W
12-11-36	Idaho State	30-24	W
12-12-36	Idaho State	34-35	L
12-17-37	at Idaho State	30-38	L
12-18-37	at Idaho State	32-40	L
12-23-38	at Idaho State	40-17	W
12-24-38	at Idaho State	34-25	W
12-15-39	Idaho State	42-48	L
12-16-39	Idaho State	59-31	W
12-13-40	at Idaho State	39-27	W
12-14-40	at Idaho State	56-29	W
12-13-41	Idaho State	53-29	W
12-23-41	at Idaho State	45-28	W
12-15-44	at Idaho State	35-45	L
12-16-44	at Idaho State	45-33	W
12-10-45	vs. Idaho State	58-47	W
12-11-45	at Idaho State	54-47	W
12-14-46	Idaho State	50-39	W
11-26-48	at Idaho State	58-43	W
11-27-48	at Idaho State	52-46	W
12-2-49	at Idaho State	67-44	W
12-3-49	at Idaho State	83-56	W
11-28-52	at Idaho State	69-44	W
11-29-52	at Idaho State	65-47	W
12-4-53	Idaho State	70-59	W
12-5-53	Idaho State	63-50	W
3-16-57	vs. Idaho State	65-54	W
12-1-73	Idaho State	83-82	W
11-26-76	Idaho State	102-84	W
12-3-77	at Idaho State	87-94	L
12-11-81	Idaho State ^	77-71	W
1-11-03	Idaho State	77-58	W

^ Cougar Classic

PORTLAND

Overall Series Record: Series tied at 1-1
 BYU Record in Provo: 0-1
 BYU Record in Portland: 1-0
 BYU Record at Neutral Sites: N/A
 BYU Record Under Dave Rose: 0-0
 BYU Record in Overtime Games: N/A
 Longest BYU Win Streak: 1 (1958-present)
 Longest Portland Win Streak: 1 (1957-58)
 Largest BYU Margin of Victory: 5, 77-72 in 1958
 Largest Portland Margin of Victory: 9, 63-54 in 1957
 Most Points Scored by BYU: 77 in 1958
 Most Points Scored by Portland: 72 in 1958

Date	Opponent	Score	W/L
12-14-57	Portland	63-54	L
12-3-58	at Portland	77-72	W

SOUTHERN UTAH

Overall Series Record: BYU leads 9-0
 BYU Record in Provo: 9-0
 BYU Record in Cedar City: 0-0
 BYU Record at Neutral Sites: 0-0
 BYU Record under Dave Rose: 1-0
 BYU Record in Overtime Games: N/A
 Longest BYU Win Streak: 9 (1992-Present)
 Longest Southern Utah Win Streak: N/A
 Largest BYU Margin of Victory: 46, 108-62 in 1992
 Largest Southern Utah Margin of Victory: N/A
 Most Points Scored by BYU: 108 in 1992
 Most Points Scored by Southern Utah: 67 in 1994

Date	Opponent	Score	W/L
12-11-92	Southern Utah*	108-62	W
12-9-94	Southern Utah*	82-67	W
11-24-99	Southern Utah	92-66	W
12-14-00	Southern Utah	58-52	W
12-29-01	Southern Utah	79-58	W
12-28-02	Southern Utah	93-60	W
11-21-03	Southern Utah	88-54	W
12-28-04	Southern Utah	77-52	W
11-26-05	Southern Utah	86-61	W

*Cougar Classic

BOISE STATE


Overall Series Record: BYU leads 8-2
 BYU Record in Provo: 6-1
 BYU Record in Boise: 2-1
 BYU Record at Neutral Sites: N/A
 BYU Record under Dave Rose: 1-0
 BYU Record in Overtime Games: N/A
 Longest BYU Win Streak: 4 (1976-95, 2000-05)
 Longest Boise State Win Streak: 2 (1996-97)
 Largest BYU Margin of Victory: 16, 83-67 in 2000
 Largest Boise State Margin of Victory: 16, 83-67 in 1997
 Most Points Scored by BYU: 90 in 2004
 Most Points Scored by Boise State: 83 in 1997

Date	Opponent	Score	W/L
12-1-76	Boise State	76-75	W
12-18-82	at Boise State	68-67	W
12-23-83	Boise State	66-54	W
11-25-95	Boise State	86-71	W
12-13-96	Boise State*	58-65	L
12-6-97	at Boise State	67-83	L
12-21-00	vs. Boise State	83-67	W
12-2-03	at Boise State	75-69	W
12-8-04	Boise State	90-77	W
12-7-05	Boise State	80-77	W

*Cougar Classic

WEBER STATE

Overall Series Record: BYU leads 21-10
 BYU Record in Provo: 16-0
 BYU Record in Ogden: 5-10
 BYU Record at Neutral Sites: 0-0
 BYU Record under Dave Rose: 1-0
 BYU Record in OT Games: 2-2* (0-2 Rd, 2-0 Hm)
 *BYU is 0-1 in 2OT games, lost in Ogden in 1983
 Last Overtime Game: 1992, lost at Weber St, 77-83
 Longest BYU Win Streak: 3, five times
 (1978-81, 85-87, 89-91, 99-2001, 2003-05)
 Longest Weber State Win Streak: 1 (10 times)
 Largest BYU Margin of Victory: 33, 104-71 in 1987
 Largest Weber St. Margin of Victory: 21, 96-75 in 1976
 Most Points Scored by BYU: 104 in 1987
 Most Points Scored by Weber State: 97 in 1996



Michael Smith helped lead BYU to its last victory over UCLA in 1987. BYU defeated the Bruins in Los Angeles 87-80. The Cougars and Bruins have not faced each other since 1988.



Freshman Trent Plaisted and junior Fernando Malaman (above) led BYU with 19 and 17 points, respectively, as the Cougars held off Boise State 80-77 last year in the Marriott Center. This season BYU travels to Boise to face the Broncos. The last time the Cougars played in Idaho, they escaped with a 90-77 win in Boise in 2004.

SAN JOSE STATE

Overall Series Record: BYU leads 7-1
 BYU Record in Provo: 5-0
 BYU Record in San Jose: 0-1
 BYU Record at Neutral Sites: 2-0
 BYU Record Under Dave Rose: 0-0
 BYU Record in Overtime Games: 0-1
 Lat Overtime Game: BYU lost 74-76 in 1999
 Longest BYU Win Streak: 7 (1948-99)
 Longest San Jose State Win Streak: 1 (1999-present)
 Largest BYU Margin of Victory: 15, 92-77 in 1969
 Largest SJSU Margin of Victory: 2, 76-74 in 1999
 Most Points Scored by BYU: 92 in 1969
 Most Points Scored by San Jose State: 77 in 1969

Date	Opponent	Score	W/L
12-17-48	San Jose State	60-47	W
12-18-48	San Jose State	73-67	W
3-21-51	vs. San Jose St.#	68-61	W
12-20-61	San Jose State	54-60	W
(SJSU forfeited the game)			
12-13-69	San Jose State	92-77	W
12-29-94	at San Jose State+	74-61	W
1-21-99	San Jose State	75-44	W
2-20-99	at San Jose St. (OT)	74-76	L
#NCAA (Kansas City)			
+Cable Car Classic			

MICHIGAN STATE

Overall Series Record: BYU leads 4-3
 BYU Record in Provo: 3-0
 BYU Record at Michigan State: 0-3
 BYU Record at Neutral Sites: 1-0
 BYU Record Under Dave Rose: 0-0
 BYU Record in Overtime Games: N/A
 Longest BYU Win Streak: 3 (1959-1980)
 Longest Michigan State Win Streak: 2 (1930-56)
 Largest BYU Margin of Victory: 32, 82-50 in 1980
 Largest MSU Margin of Victory: 18, 79-61 in 1956
 Most Points Scored by BYU: 96 in 1986
 Most Points Scored by Michigan State: 90 in 1963

Date	Opponent	Score	W/L
12-29-30	at Michigan State	28-29	L
12-8-56	at Michigan State	61-79	L
12-21-59	Michigan State	79-75	W
12-23-63	Michigan State	95-90	W
12-16-80	Michigan State	82-50	W
12-4-82	at Michigan State	55-63	L
12-29-86	vs. Michigan State+	96-88	W
+Cable Car Classic			

LAMAR

Overall Series Record: BYU leads 1-0
 BYU Record in Provo: N/A
 BYU Record at Lamar: N/A
 BYU Record at Neutral Sites: 1-0
 BYU Record Under Dave Rose: 1-0
 BYU Record in Overtime Games: N/A
 Longest BYU Win Streak: 1 (2005)
 Longest Lamar Win Streak: N/A
 Largest BYU Margin of Victory: 12, 97-74 in 2005
 Largest Lamar Margin of Victory: N/A
 Most Points Scored by BYU: 97 in 2005
 Most Points Scored by Lamar: 74 in 2005

Date	Opponent	Score	W/L
11-30-05	vs. Lamar#	97-74	W
# Delta Center in Salt Lake City			

UTAH STATE

Overall Series Record: BYU leads 133-90
 BYU Record in Provo: 82-32
 BYU Record in Logan: 51-58
 BYU Record at Neutral Sites: 0-0
 BYU Record under Dave Rose: 0-1
 BYU Record in OT Games: 2-5* (0-3 Rd, 2-2 Hm)
 *BYU is 1-0 in 2OT games, winning in Provo in 1978
 Last Overtime Game: 2001, lost at Utah State, 81-90
 Longest BYU Win Streak: 15 two times (1906-12, 1986-93)
 Longest Utah State Win Streak: 9 (1981-85)
 Largest BYU Margin of Victory: 34, 115-81 in 1966
 Largest USU Margin of Victory: 36, 55-19 in 1923
 Most Points Scored by BYU: 121 in 1987
 Most Points Scored by Utah State: 112 in 1987

Date	Opponent	Score	W/L
2-23-06	at Utah State	21-14	W
3-3-06	Utah State	19-11	W
2-16-07	Utah State	44-11	W
3-1-07	at Utah State	23-12	W
1-18-08	at Utah State	29-16	W
2-1-08	Utah State	43-19	W
2-6-09	Utah State	37-11	W
2-26-09	at Utah State	37-13	W
1-15-10	at Utah State	40-20	W
2-18-10	Utah State	47-31	W
2-4-11	at Utah State	29-19	W
2-18-11	Utah State	37-21	W
2-3-12	Utah State	36-17	W
2-9-12	at Utah State	37-16	W
2-15-13	at Utah State	33-23	W
3-1-13	Utah State	20-29	L
2-21-14	Utah State	41-21	W
3-6-14	at Utah State	28-19	W
2-13-15	Utah State	29-21	W
2-26-15	at Utah State	31-23	W
2-12-16	Utah State	42-17	W
2-26-16	at Utah State	23-37	L
2-17-17	Utah State	43-22	W
3-8-17	at Utah State	34-27	W
3-1-19	Utah State	23-26	L
1-31-20	at Utah State	27-55	L
1921	at Utah State	43-45	L
1921	Utah State	30-28	W
1922	Utah State	39-22	W
1922	at Utah State	34-36	L
2-2-23	at Utah State	19-55	L
2-3-23	at Utah State	30-36	L
2-23-23	Utah State	22-23	L
2-24-23	Utah State	37-26	W
2-8-24	Utah State	36-43	L
2-9-24	Utah State	38-21	W
2-22-24	at Utah State	30-27	W
2-23-24	at Utah State	32-25	W
1-23-25	at Utah State	29-26	W
1-24-25	at Utah State	22-42	L
2-13-25	Utah State	48-36	W
2-14-25	Utah State	24-23	W
1-29-26	Utah State	31-49	L
1-30-26	Utah State	36-32	W
2-26-26	Utah State	52-43	W
2-27-26	Utah State	34-36	L
1-21-27	at Utah State	47-50	L
1-22-27	at Utah State	34-62	L
3-4-27	Utah State	38-44	L
3-5-27	Utah State	35-42	L

Date	Opponent	Score	W/L
11-30-73	Weber State	77-76	W
12-6-74	at Weber State	63-76	L
12-20-75	Weber State	89-80	W
11-27-76	at Weber State	75-96	L
1-3-78	Weber State	81-76	W
12-23-80	at Weber State	85-78	W
12-15-81	Weber State	63-55	W
1-6-83	at Weber State (2OT)	81-84	L
1-7-84	Weber State (OT)	86-81	W
12-8-84	at Weber State	79-87	L
12-28-85	Weber State (OT)	88-86	W
12-18-86	at Weber State	84-69	W
12-11-87	Weber State*	104-71	W
12-1-88	at Weber State	78-80	L
11-28-89	Weber State	81-65	W
11-29-90	at Weber State	69-57	W
12-21-91	Weber State	81-68	W
12-8-92	at Weber State (OT)	77-83	L
12-21-93	Weber State	92-79	W
12-21-94	at Weber State	74-86	L
12-12-95	Weber State	91-86	W
12-4-96	at Weber State	80-97	L
12-12-97	Weber State*	83-70	W
11-19-98	at Weber State	80-83	L
12-11-99	Weber State*	66-53	W
12-28-00	at Weber State	84-75	W
12-5-01	Weber State	65-47	W
1-8-03	at Weber State	69-75	L
12-20-03	Weber State	86-65	W
12-23-04	at Weber State	79-61	W
12-17-05	Weber State	80-54	W

*Cougar Classic



The Cougars and Aggies have met 223 times in the history of the series dating back to 1906 with BYU holding a 133-90 advantage. After travelling to Logan in three out of the last four meetings, the Cougars will have a chance to host Utah State in December. BYU's last victory over the Aggies was in 2002.

1-15-70	at Utah State	94-97	L
3-4-70	Utah State	73-86	L
12-19-70	Utah State	111-83	W
1-23-71	at Utah State	70-72	L
3-13-71	at Utah State	91-82	W
12-21-71	at Utah State	87-84	W
1-22-72	Utah State	101-82	W
12-16-72	Utah State	88-80	W
1-20-73	at Utah State	79-69	W
12-22-73	Utah State	86-87	L
1-19-74	at Utah State	86-93	L
12-28-74	Utah State	79-83	L
2-1-75	at Utah State	84-92	L
12-17-75	at Utah State	76-87	L
1-10-76	Utah State	73-75	L
12-4-76	at Utah State	93-95	L
1-8-77	Utah State	85-77	W
12-21-77	at Utah State	89-91	L
1-7-78	Utah State (2OT)	85-84	W
12-6-78	Utah State	99-80	W
1-6-79	at Utah State	68-84	L
12-22-79	at Utah State	89-84	W
2-12-80	Utah State	84-83	W
12-6-80	at Utah State	82-79	W
12-27-80	Utah State	104-89	W
12-8-81	at Utah State	51-43	W
12-26-81	Utah State	74-79	L
11-30-82	Utah State	69-75	L
12-14-82	at Utah State	68-80	L
11-26-83	at Utah State	78-90	L
12-9-83	Utah State*	81-83	L
12-4-84	Utah State	93-97	L
12-11-84	at Utah State (OT)	91-92	L
12-3-85	at Utah State	80-82	L
12-10-85	Utah State	76-88	L
12-3-86	Utah State	100-86	W
12-16-86	at Utah State	97-93	W
12-1-87	at Utah State	96-92	W

12-19-87	Utah State (OT)	121-112	W
12-17-88	Utah State	96-85	W
12-21-88	at Utah State	74-72	W
11-30-89	Utah State	71-65	W
12-12-89	Utah State	69-68	W
11-24-90	Utah State	98-94	W
12-1-90	at Utah State	63-58	W
11-26-91	at Utah State	82-66	W
12-13-91	Utah State*	93-77	W
12-4-92	at Utah State	93-83	W
12-18-92	Utah State	89-65	W
12-14-93	Utah State	78-65	W
12-1-94	at Utah State	59-83	L
12-5-95	Utah State	76-52	W
12-10-96	Utah State	64-61	W
11-29-97	at Utah State	69-72	L
1-2-99	Utah State	61-59	W
1-8-00	at Utah State	82-73	W
12-16-00	Utah State	69-67	W
12-1-01	at Utah State (OT)	81-90	L
12-14-02	Utah State	66-56	W
12-23-03	at Utah State	74-76	L
12-1-04	at Utah State	57-71	L
12-18-04	Utah State	62-84	L
12-22-05	at Utah State	80-91	L

*Cougars Classic

WESTERN OREGON

Overall Series Record: BYU leads 1-0
 BYU Record in Provo: 1-0
 BYU Record at Western Oregon: N/A
 BYU Record at Neutral Sites: N/A
 BYU Record Under Dave Rose: 0-0
 BYU Record in Overtime Games: N/A
 Longest BYU Win Streak: 1 (2003-present)
 Longest Western Oregon Win Streak: N/A

Largest BYU Margin of Victory: 36, 92-56 in 2003
 Largest Western Oregon Margin of Victory: N/A
 Most Points Scored by BYU: 92 in 2003
 Most Points Scored by Western Oregon: 56 in 2003

Date	Opponent	Score	W/L
12-10-03	Western Oregon	92-56	W

LIBERTY – FIRST MEETING

ORAL ROBERTS

Overall Series Record: BYU leads 4-0
 BYU Record in Provo: 2-0
 BYU Record at Oral Roberts: 2-0
 BYU Record at Neutral Sites: N/A
 BYU Record Under Dave Rose: 0-0
 BYU Record in Overtime Games: N/A
 Longest BYU Win Streak: 4 (1978-present)
 Longest Oral Roberts Win Streak: N/A
 Largest BYU Margin of Victory: 22, 95-73 in 1986
 Largest Oral Roberts Margin of Victory: N/A
 Most Points Scored by BYU: 120 in 1978
 Most Points Scored by Oral Roberts: 104 in 1978

Date	Opponent	Score	W/L
12-23-78	Oral Roberts	120-104	W
12-8-79	at Oral Roberts	76-75	W
1-21-86	at Oral Roberts	67-65	W
12-20-86	Oral Roberts	95-73	W

SETON HALL

Overall Series Record: Series tied 1-1
 BYU Record in Provo: N/A
 BYU Record at Seton Hall: N/A
 BYU Record at Neutral Sites: 1-1
 BYU Record Under Dave Rose: 0-0
 BYU Record in Overtime Games: 0-1
 Last Overtime Game: BYU lost 80-82 in 1958
 Longest BYU Win Streak: 1 (1951-58)
 Longest Seton Hall Win Streak: 1 (1958-present)
 Largest BYU Margin of Victory: 10, 69-59 in 1951
 Largest Seton Hall Margin of Victory: 2, 82-80 in 1958
 Most Points Scored by BYU: 80 in 1958
 Most Points Scored by Seton Hall: 82 in 1958

Date	Opponent	Score	W/L
3-15-51	vs. Seton Hall+	69-59	W
12-29-58	vs. Seton Hall* (OT) +NIT (New York) *Queen City Invitational	80-82	L

SAN DIEGO STATE

Overall Series Record: BYU leads 39-19
 BYU Record in Provo: 24-3 (24-3 in the Marriott Center)
 BYU Record in San Diego: 15-15 (5-5 in Cox Arena)
 BYU Record at Neutral Sites: 0-1
 BYU Record under Dave Rose: 1-1
 BYU Record in Overtime Games: 3-2 (1-1 Rd, 2-1 Hm)
 Last Overtime Game: 2003-04,
 BYU won in Provo, 83-69
 Longest BYU Win Streak: 11 (1990-95)
 Longest SDSU Win Streak: 3 (1941-77)
 Largest BYU Margin of Victory: 40, 106-66 in 1982
 Largest SDSU Margin of Victory: 27, 88-61 in 2006
 Most Points Scored by BYU: 123 in 1980
 Most Points Scored by SDSU: 104 in 1977



Date	Opponent	Score	W/L
12-19-41	at San Diego St.	45-49	L
12-20-41	at San Diego St.	40-42	L
12-23-77	at San Diego St.	88-104	L
2-3-79	San Diego State	88-80	W
3-2-79	at San Diego St.	96-95	W
1-24-80	at San Diego St.	123-91	W
3-1-80	San Diego State	114-81	W
1-8-81	San Diego State	84-73	W
2-14-81	at San Diego St.	72-73	L
1-28-82	at San Diego St.	66-80	L
2-27-82	San Diego State	106-66	W
1-14-83	San Diego State	96-74	W
2-12-83	at San Diego St.	69-67	W
1-20-84	at San Diego St.	75-79	L
2-16-84	San Diego St. (OT)	94-92	W
1-12-85	at San Diego St.	70-89	L
1-31-85	San Diego State	71-77	L
1-11-86	San Diego State	82-70	W
2-6-86	at San Diego St.	81-71	W
1-15-87	San Diego State	94-82	W
2-26-87	at San Diego State	85-68	W
1-9-88	San Diego State	92-65	W
2-18-88	at San Diego St. (OT)	80-82	L
1-12-89	San Diego State	85-81	W
2-9-89	at San Diego St.	74-89	L
1-6-90	at San Diego St.	63-60	W
2-1-90	San Diego State	75-58	W
1-3-91	at San Diego State	73-61	W
2-7-91	San Diego State	75-55	W
1-6-92	at San Diego St.	89-59	W
2-29-92	San Diego State	98-78	W
1-21-93	San Diego State	76-64	W
2-13-93	at San Diego St.	80-73	W
1-20-94	at San Diego St. (OT)	83-82	W
2-10-94	San Diego State	101-87	W
1-12-95	San Diego State	66-57	W
2-18-95	at San Diego St.	52-58	L
1-13-96	at San Diego St.	76-83	L

2-15-96	San Diego State	81-68	W
12-31-96	San Diego St. (OT)	86-89	L
11-14-97	at San Diego St.	73-59	W
1-14-99	at San Diego State	83-76	W
2-13-99	San Diego State	93-76	W
2-3-00	at San Diego State	72-50	W
3-4-00	San Diego State	67-50	W
1-13-01	San Diego State	79-50	W
2-12-01	at San Diego St.	69-66	W
1-12-02	San Diego State	75-64	W
2-11-02	at San Diego St.	73-77	L
3-7-02	vs. San Diego St. #	51-62	L
1-2-03	at San Diego St.	80-69	W
2-17-03	San Diego State	66-64	W
1-12-04	at San Diego State	61-65	L
2-9-04	San Diego State (OT)	83-69	W
1-8-05	San Diego State	57-59	L
2-7-05	at San Diego State	58-66	L
1-21-06	at San Diego State	61-88	L
2-22-06	San Diego State	100-90	W

MWC Tournament (Las Vegas)

TCU

Overall Series Record: BYU leads 6-3
 BYU Record in Provo: 4-1 (2-1 in the Marriott Center)
 BYU Record at TCU: 1-1 (2-1 in Daniel-Meyer Coliseum)
 BYU Record at Neutral Sites: 1-1
 BYU Record Under Dave Rose: 2-0
 BYU Record in Overtime Games: 1-0
 Last Overtime Game: BYU won in OT in Provo, 89-80 in 2006
 Longest BYU Win Streak: 3 (1953-85, 1999-2006)
 Longest TCU Win Streak: 3 (1985-97)
 Largest BYU Margin of Victory: 16, 91-74 in 1999
 Largest TCU Margin of Victory: 40, 101-61 in 1997
 Most Points Scored by BYU: 90 in 1999
 Most Points Scored by TCU: 101 in 1997


Date	Opponent	Score	W/L
12-11-53	TCU	59-48	W
12-12-53	TCU	71-61	W
12-12-60	TCU	74-65	W
12-6-85	vs. TCU*	50-63	L
1-16-97	at TCU	61-101	L
2-13-97	TCU	80-92	L
3-2-99	vs. TCU+	90-74	W
1-25-06	TCU (OT)	89-80	W
2-25-06	at TCU	81-72	W

*Kactus Klassic
 +WAC Tournament (Las Vegas)

UNLV

Overall Series Record: BYU leads 11-10
 BYU Record in Provo: 7-3 (7-3 in the Marriott Center)
 BYU Record in Las Vegas: 4-7
 (3-7 in the Thomas & Mack Center)
 BYU Record at Neutral Sites: 0-0
 BYU Record under Dave Rose: 1-1
 BYU Record in Overtime Games: 2-0
 *1-0 in 2OT games (1981 in Las Vegas, 92-90)
 Last Overtime Game: 2005, won in OT in Vegas, 82-72
 Longest BYU Win Streak: 3 (2004-2005)
 Longest UNLV Win Streak: 4 (1981-98)
 Largest BYU Margin of Victory: 28, 91-63 in 2001
 Largest UNLV Margin of Victory: 23, 79-56 in 2000
 Most Points Scored by BYU: 92 in 1981
 Most Points Scored by UNLV: 90 in 1981

Date	Opponent	Score	W/L
1-3-81	at UNLV (2OT)	92-90	W
2-6-81	UNLV	86-77	W




Against UNLV last season in the Marriott Center BYU won in a 75-72 thriller. Keena Young scored then a career-high 17 points, but none were bigger than the two foul shots he hit with 23 seconds remaining to seal a BYU victory in front of 11,466 fans.

12-5-81	UNLV	63-66	L
2-12-82	at UNLV	50-52	L
1-22-98	at UNLV	63-76	L
2-21-98	UNLV	76-84	L
1-10-00	at UNLV	77-75	W
2-19-00	UNLV	83-82	W
3-11-00	at UNLV*	56-79	L
1-15-01	UNLV	91-63	W
2-10-01	at UNLV	56-68	L
1-15-02	UNLV	60-47	W
2-9-02	at UNLV	70-73	L
1-16-03	UNLV	84-77	W
2-14-03	at UNLV	54-61	L
2-7-04	UNLV	64-61	W
3-6-04	at UNLV	89-88	W
2-5-05	at UNLV (OT)	82-72	W
3-5-05	UNLV	66-76	L
1-11-06	at UNLV	72-82	L
2-11-06	UNLV	75-72	W

*MWC Tournament (Las Vegas)

WYOMING

Overall Series Record: BYU leads 94-69
 BYU Record in Provo: 62-14 (30-5 in the Marriott Cntr.)
 BYU Record in Laramie: 28-53
 (11-14 in Arena Auditorium)
 BYU Record at Neutral Sites: 4-2
 BYU Record under Dave Rose: 2-0
 BYU Record in Overtime Games: 1-3* (all in Laramie)
 *0-1 in 2OT games (1981 in Laramie, 84-86)
 Last OT Game: 1981, lost in Laramie, 84-86 (2OT)
 Longest BYU Win Streak: 12 (1972-77)
 Longest Wyoming Win Streak: 9 (1942-46)
 Largest BYU Margin of Victory: 35, 78-43 in 1966
 Largest Wyoming Margin of Victory: 32, 63-31 in 1931
 Most Points Scored by BYU: 102 in 1965




The turning point in BYU's conference season in 2006 came in an amazing come-from-behind overtime win over TCU in the Marriott Center. Lee Cummmard hit a three-pointer to send the game into the extra period after BYU trailed by eight points with under a minute to play.



Most Points Scored by Wyoming: 107 in 1966

Date	Opponent	Score	W/L
12-16-29	Wyoming	47-25	W
12-18-29	Wyoming	51-38	W
12-12-30	at Wyoming	36-37	L
12-13-30	at Wyoming	46-42	W
12-21-31	at Wyoming	47-57	L
12-22-31	at Wyoming	31-61	L
3-3-32	at Wyoming	33-37	L
3-4-32	at Wyoming	28-29	L
3-5-32	at Wyoming	38-22	W
3-9-33	Wyoming	25-35	L
3-10-33	Wyoming	37-33	W
3-11-33	Wyoming	41-39	W
3-8-34	at Wyoming	38-43	L
3-9-34	at Wyoming (OT)	44-47	L
3-10-34	at Wyoming	34-43	L
2-11-38	at Wyoming	47-61	L
2-19-38	Wyoming	38-49	L
1-14-39	at Wyoming	27-35	L
2-18-39	Wyoming	44-46	L
1-27-40	Wyoming	34-29	W
3-2-40	at Wyoming	50-45	W
1-17-41	at Wyoming	45-46	L
1-24-41	Wyoming	49-45	W
1-16-42	Wyoming	53-49	W
1-31-42	at Wyoming	34-45	L
2-25-43	at Wyoming	42-53	L
2-26-43	at Wyoming	43-47	L
2-27-43	at Wyoming	43-66	L
1-19-45	at Wyoming	41-51	L
2-24-45	Wyoming	34-39	L
12-6-45	vs. Wyoming	49-58	L
12-8-45	vs. Wyoming	37-52	L
1-18-46	Wyoming	36-41	L
2-2-46	at Wyoming	57-41	W
1-24-47	Wyoming	44-51	L
2-15-47	at Wyoming	47-70	L
1-26-48	at Wyoming	45-39	W
2-7-48	Wyoming	57-42	W
1-14-49	at Wyoming	48-59	L
1-15-49	at Wyoming	38-58	L
1-24-49	Wyoming	54-42	W
2-21-49	Wyoming	50-48	W
12-9-49	vs. Wyoming	57-54	W
1-13-50	at Wyoming	39-46	L
1-14-50	at Wyoming	27-53	L
3-3-50	Wyoming	55-44	W
3-4-50	Wyoming	70-52	W
1-19-51	Wyoming	64-58	W
1-20-51	Wyoming	65-38	W
2-16-52	Wyoming	43-48	L
3-1-52	at Wyoming	49-55	L
1-23-53	Wyoming	71-42	W
2-27-53	at Wyoming	59-63	L
2-12-54	at Wyoming	47-63	L
2-26-54	Wyoming	51-42	W
1-22-55	at Wyoming	60-68	L
2-26-55	Wyoming	75-62	W
1-14-56	Wyoming	74-48	W
2-18-56	at Wyoming	78-67	W
1-12-57	at Wyoming	82-71	W
2-16-57	Wyoming	69-47	W
1-18-58	Wyoming	62-50	W
2-21-58	at Wyoming	46-74	L
1-17-59	at Wyoming	73-71	W
2-20-59	Wyoming	78-43	W
1-16-60	Wyoming	73-52	W
2-19-60	at Wyoming	75-70	W
1-14-61	at Wyoming	71-79	L
2-17-61	Wyoming	89-80	W
1-12-62	Wyoming	73-63	W
2-17-62	at Wyoming	71-87	L



BYU has swept the series against Wyoming in four out of the last five seasons. Last year the Cougars clinched a sweep with an important 74-68 road victory in Laramie. Trent Plaisted's 12-point effort helped the Cougars jump ahead of Wyoming in the first half and hold on for the big win.

2-9-63	Wyoming	89-77	W	1-18-80	Wyoming	53-56	L
2-28-63	at Wyoming	80-76	W	2-23-80	at Wyoming	39-30	W
1-11-64	Wyoming	96-91	W	1-24-81	Wyoming	84-70	W
3-7-64	at Wyoming	96-90	W	2-26-81	at Wyoming (2OT)	84-86	L
2-11-65	at Wyoming	96-94	W	1-9-82	at Wyoming	42-61	L
3-5-65	Wyoming	102-87	W	1-23-82	Wyoming	25-27	L
1-15-66	at Wyoming	101-107	L	1-22-83	at Wyoming	82-64	W
2-26-66	Wyoming	98-90	W	3-12-83	Wyoming	54-41	W
1-20-67	Wyoming	97-75	W	1-26-84	Wyoming	74-61	W
2-25-67	at Wyoming	56-67	L	1-25-84	at Wyoming	55-56	L
3-11-67	vs. Wyoming	63-70	L	1-24-85	Wyoming	78-65	W
1-18-68	at Wyoming	70-81	L	2-28-85	at Wyoming	66-78	L
2-17-68	Wyoming	101-77	W	2-20-86	at Wyoming	56-66	L
1-16-69	Wyoming	89-78	W	3-1-86	Wyoming	62-65	L
3-1-69	at Wyoming	69-79	L	1-3-87	Wyoming	77-74	W
3-5-69	vs. Wyoming	95-82	W	2-21-87	at Wyoming	67-63	W
2-7-70	at Wyoming	73-98	L	1-13-88	at Wyoming	83-67	W
2-19-70	Wyoming	71-73	L	2-11-88	Wyoming	78-69	W
1-17-71	Wyoming	82-68	W	2-23-89	at Wyoming	65-72	L
2-19-71	at Wyoming	72-78	L	3-2-89	Wyoming	71-67	W
1-29-72	at Wyoming	101-74	W	1-20-90	at Wyoming	65-60	W
2-25-72	Wyoming	70-56	W	2-22-90	Wyoming	75-64	W
1-6-73	Wyoming	62-58	W	1-19-91	at Wyoming	80-86	L
2-9-73	at Wyoming	67-54	W	1-26-91	Wyoming	72-77	L
2-2-74	at Wyoming (OT)	78-75	W	1-16-92	Wyoming	68-59	W
2-28-74	Wyoming	74-62	W	1-23-92	at Wyoming	67-72	L
2-8-75	Wyoming	75-73	W	1-30-93	at Wyoming	77-64	W
3-7-75	at Wyoming	67-64	W	2-6-93	Wyoming	75-62	W
2-6-76	at Wyoming	94-80	W	1-27-94	Wyoming	82-66	W
3-6-76	Wyoming	82-60	W	2-3-94	at Wyoming	65-79	L
1-15-77	Wyoming	97-64	W	1-21-95	at Wyoming	58-52	W
2-10-77	at Wyoming	82-72	W	2-11-95	Wyoming	78-72	W
1-12-78	at Wyoming	82-89	L	1-18-96	Wyoming	84-75	W
2-11-78	Wyoming	76-56	W	2-10-96	at Wyoming	81-71	W
1-27-79	at Wyoming (OT)	69-71	L	1-4-97	at Wyoming	61-89	L
2-22-79	Wyoming	78-73	W	2-8-97	Wyoming	60-72	L



1-17-98	Wyoming	60-41	W
2-14-98	at Wyoming	54-77	L
1-20-00	Wyoming	87-78	W
2-26-00	at Wyoming	70-85	L
1-22-01	at Wyoming	78-85	L
2-15-01	Wyoming	79-63	W
3-9-01	vs. Wyoming ^	77-66	W
2-2-02	Wyoming	85-70	W
2-28-02	at Wyoming	60-76	L
2-8-03	at Wyoming	74-66	W
3-6-03	Wyoming	69-50	W
1-19-04	Wyoming	78-64	W
2-14-04	at Wyoming	67-53	W
3-11-04	vs. Wyoming ^	79-74	W
1-17-05	at Wyoming	71-83	L
2-12-05	Wyoming	58-59	L
1-18-06	Wyoming	80-67	W
2-18-06	at Wyoming	74-68	W

^ MWC Tournament


COLORADO STATE

Overall Series Record: BYU leads 80-45
 BYU Record in Provo: 52-10
 (30-6 in the Marriott Center)
 BYU Record in Ft. Collins: 27-32
 (19-16 in Moby Arena)
 BYU Record at Neutral Sites: 1-3
 BYU Record under Dave Rose: 2-0
 BYU Record in Overtime Games: 4-3*
 (1-1 Hm, 3-1 Rd, 0-1 Neutral)
 *1-0 in 2OT (1971, won 98-92 in Ft. Collins)
 Last Overtime Game: 2003, CSU 86, BYU 80
 at MWC Tournament in Las Vegas
 Longest BYU Win Streak: 9
 (two times 1985-89, 1991-94)
 Longest CSU Win Streak: 7 (1960-70)
 Largest BYU Margin of Victory: 39, 91-52 in 1939
 Largest CSU Margin of Victory: 25, 74-49 in 1958
 Most Points Scored by BYU: 105 in 1972
 Most Points Scored by CSU: 100 in 1996

2-29-52	at Colorado State	75-65	W
1-24-53	Colorado State	75-47	W
2-28-53	at Colorado State	57-63	L
2-13-54	at Colorado State	76-77	L
2-27-54	Colorado State	69-71	L
1-21-55	at Colorado State	74-68	W
2-25-55	Colorado State	94-65	W
1-13-56	Colorado State	61-49	W
2-17-56	at Colorado State	59-70	L
1-11-57	at Colorado State	66-61	W
2-15-57	Colorado State	81-66	W
1-17-58	Colorado State	90-80	W
2-22-58	at Colorado State	49-74	L
1-16-59	at Colorado State	62-72	L
2-21-59	Colorado State	88-63	W
1-15-60	Colorado State	51-53	L
2-20-60	at Colorado State	53-65	L
1-13-61	at Colorado State	49-73	L
2-18-61	Colorado State	58-65	L
1-13-62	Colorado State	69-75	L
2-15-62	at Colorado State	65-73	L
2-5-70	at Colorado State	71-94	L
2-21-70	Colorado State	96-84	W
1-15-71	Colorado State	75-73	W
2-20-71	at Colo. St. (2OT)	98-92	W
1-27-72	at Colorado State	75-68	W
2-26-72	Colorado State	105-85	W
1-5-73	Colorado St. (OT)	86-93	L
2-10-73	at Colorado State	78-74	W
1-31-74	at Colorado State	52-69	L
3-2-74	Colorado State	70-69	W
2-7-75	Colorado State	88-75	W
3-8-75	at Colorado State	81-92	L
2-7-76	at Colorado State	84-93	L
3-5-76	Colorado State	81-85	L
1-14-77	Colorado State	41-49	L
2-12-77	at Colorado State	67-78	L
1-14-78	at Colorado State	66-76	L

2-10-78	Colorado State	98-81	W
1-25-79	at Colorado State	98-83	W
2-24-79	Colorado State	66-61	W
1-19-80	Colorado State	104-82	W
2-21-80	Colorado State	66-46	W
1-23-81	Colorado State	66-46	W
2-28-81	at Colorado State	80-69	W
1-7-82	at Colorado State	40-50	L
2-6-82	Colorado State	60-54	W
1-20-83	at Colorado State	77-63	W
2-17-83	Colorado State	69-58	W
1-30-84	Colorado State	73-57	W
2-23-84	at Colorado State	65-70	L
1-19-85	at Colorado State	65-64	W
2-14-85	Colorado State	77-69	W
1-17-86	at Colorado State	68-63	W
2-27-86	Colorado State	86-76	W
1-2-87	Colorado St. (OT)	75-67	W
1-31-87	at Colorado State	51-49	W
2-13-88	Colorado State	86-80	W
2-23-88	at Colorado State	75-67	W
1-21-89	at Colorado State	84-69	W
3-4-89	Colorado State	72-89	L
1-27-90	Colorado State	67-52	W
3-1-90	at Colorado State	57-59	L
1-17-91	at Colorado State	72-55	W
1-31-91	Colorado State	69-52	W
3-7-91	Colorado State	72-51	W
1-11-92	Colorado State	72-51	W
1-25-92	at Colorado St. (OT)	79-74	W
1-28-93	at Colorado State	70-63	W
2-4-93	Colorado State	81-57	W
1-29-94	Colorado State	79-66	W
2-5-94	at Colorado St. (OT)	72-70	W
1-19-95	at Colorado State	72-80	L
2-9-95	Colorado State	76-68	W
3-9-95	vs. Colorado St.**	73-75	L
1-20-96	Colorado State	76-78	L

Date	Opponent	Score	W/L
1-28-38	Colorado State	50-46	W
2-12-38	at Colorado State	39-45	L
2-10-39	at Colorado State	43-44	L
2-25-39	Colorado State	91-52	W
1-19-40	at Colorado State	32-40	L
2-3-40	Colorado State	62-42	W
2-15-41	at Colorado State	40-36	W
3-1-41	Colorado State	60-33	W
1-24-42	Colorado State	52-27	W
2-27-42	at Colorado State	54-41	W
1-26-46	Colorado State	42-41	W
3-2-46	at Colorado State	40-47	L
1-31-47	Colorado State	69-47	W
2-14-47	at Colorado State	48-51	L
1-24-48	at Colorado State	64-51	W
2-16-48	Colorado State	79-48	W
2-4-49	at Colorado State	66-54	W
2-5-49	at Colorado State	54-62	L
2-25-49	Colorado State	79-49	W
2-26-49	Colorado State	72-52	W
2-3-50	Colorado State	46-42	W
2-4-50	Colorado State	58-45	W
2-11-50	at Colorado State	30-40	L
2-13-50	at Colorado State	46-55	L
12-30-50	vs. Colorado St.*	77-52	W
2-8-51	Colorado State	70-42	W
2-9-51	Colorado State	65-40	W
2-23-51	at Colorado State	50-45	W
2-24-51	at Colorado State	60-51	W
1-19-52	Colorado State	68-47	W



BYU has won five out of the last six meetings with Colorado State. The Cougars collected a big road win last season in Moby Arena thanks to Jimmy Balderson. Balderson finished with a career-high 24 points on 8-for-12 shooting from the floor while Brock Reichner added 23 points on 6-of-10 shooting from the field and a perfect 7-of-7 mark from the free-throw line.



2-8-96	at Colorado St.	76-81	L	2-25-66	New Mexico	89-60	W	3-6-82	at New Mexico	65-67	L
3-7-96	vs. Colorado St. +	84-100	L	1-21-67	New Mexico	89-73	W	1-29-83	New Mexico	66-48	W
1-22-98	Colorado State	44-55	L	2-23-67	at New Mexico	75-97	L	2-25-83	at New Mexico	70-71	L
2-12-98	at Colorado State	74-83	L	1-20-68	at New Mexico	69-84	L	2-2-84	at New Mexico	86-73	W
1-22-00	Colorado State	68-47	W	2-16-68	New Mexico	67-76	L	3-3-84	New Mexico	80-73	W
2-24-00	at Colorado State	54-68	L	1-18-69	New Mexico	75-65	W	3-9-84	vs. New Mexico+	55-64	L
1-20-01	at Colorado State	55-60	L	2-27-69	at New Mexico (OT)	77-71	W	1-5-85	New Mexico	70-76	L
2-17-01	Colorado State	68-51	W	1-29-70	New Mexico	77-90	L	2-7-85	at New Mexico	74-76	L
2-4-02	Colorado State	57-52	W	2-28-70	at New Mexico	68-82	L	1-4-86	at New Mexico	57-60	L
3-2-02	at Colorado State (OT)	75-79	L	1-8-71	at New Mexico	72-62	W	2-14-86	New Mexico	74-67	W
2-10-03	at Colorado State	77-68	W	2-13-71	New Mexico	70-68	W	3-6-86	vs. New Mexico	68-79	L
3-8-03	Colorado State	67-55	W	2-3-72	New Mexico	70-62	W	1-10-87	at New Mexico	89-102	L
3-14-03	vs. Colorado St. + (OT)	80-86	L	3-4-72	at New Mexico	61-60	W	2-5-87	New Mexico	98-73	W
1-17-04	Colorado State	82-53	W	1-11-73	at New Mexico	62-69	L	3-6-87	at New Mexico+	86-93	L
2-16-04	at Colorado State	79-73	W	2-17-73	New Mexico	66-76	L	1-23-88	at New Mexico	89-82	W
1-15-05	at Colorado State	67-74	L	1-5-74	at New Mexico	75-84	L	3-3-88	New Mexico	89-82	W
2-14-05	Colorado State	50-49	W	2-7-74	New Mexico	77-96	L	1-5-89	at New Mexico	84-88	L
1-28-06	at Colorado State	86-84	W	1-25-75	at New Mexico	96-78	W	2-18-89	New Mexico	90-79	W
3-1-06	Colorado State	77-69	W	2-28-75	New Mexico (OT)	72-77	L	1-13-90	New Mexico	79-78	W

* Skyline Tournament
 ** WAC Tournament
 + MWC Tournament

NEW MEXICO

Overall Series Record: BYU leads 69-50
 BYU Record in Provo: 40-15
 (25-12 in the Marriott Center)
 BYU Record in Albuquerque: 25-31 (17-26 in The Pit)
 BYU Record at Neutral Sites: 4-4
 BYU Record under Dave Rose: 2-0
 BYU Record in Overtime Games: 1-3 (1-1 Rd, 0-2 Hm)
 Last Overtime Game: 1994, lost in Provo, 82-84
 Longest BYU Win Streak: 14 (1950-57)
 Longest New Mexico Win Streak: 5 (1996-98)
 Largest BYU Margin of Victory: 30,
 92-62 two times in 1955 and 1959
 Largest New Mexico Margin of Victory: 42,
 74-32 and 90-48 in 1997
 Most Points Scored by BYU: 100 in 1979
 Most Points Scored by New Mexico: 102 in 1987

Date	Opponent	Score	W/L
12-29-50	vs. New Mexico*	64-56	W
1-26-52	at New Mexico	72-49	W
2-23-52	New Mexico	90-61	W
1-10-53	at New Mexico	73-57	W
3-6-53	New Mexico	61-43	W
1-9-54	New Mexico	76-63	W
3-4-54	at New Mexico	84-79	W
1-6-55	at New Mexico	92-62	W
3-5-55	New Mexico	74-48	W
2-3-56	New Mexico	87-53	W
3-1-56	at New Mexico	75-69	W
2-4-57	at New Mexico	73-60	W
3-1-57	New Mexico	67-41	W
2-7-58	New Mexico	66-53	W
3-8-58	at New Mexico	77-54	W
2-5-59	at New Mexico	85-77	W
3-7-59	New Mexico	92-62	W
2-5-60	New Mexico	95-67	W
3-5-60	at New Mexico	75-69	W
2-2-61	at New Mexico	97-76	W
3-4-61	New Mexico	70-65	W
2-3-62	New Mexico	76-74	W
3-1-62	at New Mexico	70-80	L
2-8-63	New Mexico	76-73	W
3-2-63	at New Mexico	59-84	L
1-10-64	New Mexico	57-59	L
3-5-64	at New Mexico	80-84	L
2-13-65	at New Mexico	70-89	L
3-6-65	New Mexico	70-67	W
1-13-66	at New Mexico	78-81	L

2-25-66	New Mexico	89-60	W	3-6-82	at New Mexico	65-67	L
1-21-67	New Mexico	89-73	W	1-29-83	New Mexico	66-48	W
2-23-67	at New Mexico	75-97	L	2-25-83	at New Mexico	70-71	L
1-20-68	at New Mexico	69-84	L	2-2-84	at New Mexico	86-73	W
2-16-68	New Mexico	67-76	L	3-3-84	New Mexico	80-73	W
1-18-69	New Mexico	75-65	W	3-9-84	vs. New Mexico+	55-64	L
2-27-69	at New Mexico (OT)	77-71	W	1-5-85	New Mexico	70-76	L
1-29-70	New Mexico	77-90	L	2-7-85	at New Mexico	74-76	L
2-28-70	at New Mexico	68-82	L	1-4-86	at New Mexico	57-60	L
1-8-71	at New Mexico	72-62	W	2-14-86	New Mexico	74-67	W
2-13-71	New Mexico	70-68	W	3-6-86	vs. New Mexico	68-79	L
2-3-72	New Mexico	70-62	W	1-10-87	at New Mexico	89-102	L
3-4-72	at New Mexico	61-60	W	2-5-87	New Mexico	98-73	W
1-11-73	at New Mexico	62-69	L	3-6-87	at New Mexico+	86-93	L
2-17-73	New Mexico	66-76	L	1-23-88	at New Mexico	89-82	W
1-5-74	at New Mexico	75-84	L	3-3-88	New Mexico	89-82	W
2-7-74	New Mexico	77-96	L	1-5-89	at New Mexico	84-88	L
1-25-75	at New Mexico	96-78	W	2-18-89	New Mexico	90-79	W
2-28-75	New Mexico (OT)	72-77	L	1-13-90	New Mexico	79-78	W
1-30-76	New Mexico	81-67	W	2-15-90	at New Mexico	51-60	L
2-28-76	at New Mexico	74-79	L	1-12-91	New Mexico	72-65	W
1-29-77	New Mexico	65-73	L	2-14-91	at New Mexico	83-76	W
2-25-77	at New Mexico	88-80	W	1-30-92	New Mexico	85-65	W
1-26-78	at New Mexico	82-95	L	2-22-92	at New Mexico (OT)	84-95	L
2-25-78	New Mexico	66-71	L	1-4-93	New Mexico	70-56	W
1-13-79	New Mexico	100-83	W	3-6-93	at New Mexico	76-79	L
2-9-79	at New Mexico	65-66	L	3-12-93	vs. New Mexico+	59-68	L
1-3-80	at New Mexico	75-63	W	1-3-94	at New Mexico	68-74	L
2-2-80	New Mexico	89-68	W	3-3-94	New Mexico (OT)	82-84	L
1-15-81	at New Mexico	92-87	W	1-28-95	New Mexico	81-63	W
2-21-81	New Mexico	78-72	W	2-4-95	at New Mexico	74-72	W
1-4-82	New Mexico	76-58	W	1-25-96	at New Mexico	77-83	L



BYU snapped New Mexico's 21-game home win streak with a 77-71 victory at The Pit last season. Rashaun Broadus (above) led the Cougars with 15 points while recording three rebounds, six assists and no turnovers, contributing to BYU's season-low-tying seven turnovers. His reverse layup in the final minute help propel the Cougars to a crucial come-from-behind victory.



2-1-96	New Mexico	81-83	L
2-3-97	at New Mexico	32-74	L
2-27-97	New Mexico	48-90	L
1-29-98	New Mexico	54-72	L
2-26-98	at New Mexico	83-62	W
1-30-99	at New Mexico	68-78	L
2-25-99	New Mexico	64-85	L
1-29-00	at New Mexico	69-78	L
2-17-00	New Mexico	74-78	L
3-9-00	vs. New Mexico ^	55-43	W
2-3-01	New Mexico	65-49	W
3-1-01	at New Mexico	72-67	W
3-10-01	vs. New Mexico ^	69-65	W
1-19-02	at New Mexico	58-73	L
2-16-02	New Mexico	68-62	W
2-1-03	New Mexico	80-64	W
3-3-03	at New Mexico	91-81	W
3-13-03	vs. New Mexico	71-56	W
1-26-04	at New Mexico	63-65	L
2-21-04	New Mexico	88-71	W
1-24-05	New Mexico	68-53	W
2-19-05	at New Mexico	72-91	L
3-10-05	vs. New Mexico ^	71-85	L
2-1-06	at New Mexico	77-71	W
3-4-06	New Mexico	76-68	W

*Conference Tournament
+WAC Tournament
^ MWC Tournament

AIR FORCE

Overall Series Record: BYU leads 43-12
BYU Record in Provo: 22-4 (23-2 in the Marriott Center)
BYU Record in Colorado Springs: 18-7
(18-7 in Clune Arena)
BYU Record at Neutral Sites: 3-1
BYU Record under Dave Rose: 1-1
BYU Record in Overtime Games: 2-0
Last Overtime Game: 1989, won at AFA, 89-88
Longest BYU Win Streak: 15 (1990-96)
Longest Air Force Win Streak: 3 (2005-06)
Largest BYU Margin of Victory: 35, 103-68 in 1993
Largest Air Force Margin of Victory: 31, 70-39 in 2005
Most Points Scored by BYU: 110 in 1965
Most Points Scored by Air Force: 93 in 1987

Date	Opponent	Score	W/L
12-18-61	Air Force	66-68	L
12-14-63	Air Force	61-65	L
1-29-65	at Air Force	110-77	W
1-2-81	at Air Force	77-65	W
2-7-81	Air Force	62-51	W
1-21-82	Air Force	54-40	W
2-13-82	at Air Force	49-41	W
1-24-83	at Air Force	73-61	W
2-19-83	Air Force	66-57	W
1-28-84	Air Force	69-49	W
2-27-84	at Air Force	71-67	W
1-17-85	at Air Force	79-72	W
2-2-85	Air Force	66-60	W
3-4-85	Air Force*	79-82	L
1-18-86	at Air Force	65-57	W
1-23-86	Air Force	66-45	W
1-22-87	Air Force	87-69	W
1-30-87	at Air Force	91-93	L
3-5-87	vs. Air Force** (OT)	82-79	W
1-30-88	Air Force	95-75	W
2-25-88	at Air Force	76-62	W
1-19-89	at Air Force (OT)	89-88	W
1-24-89	Air Force	78-79	L
1-18-90	at Air Force	64-56	W
2-24-90	Air Force	67-42	W
1-24-91	Air Force	72-55	W


2-23-91	at Air Force	70-61	W
1-18-92	Air Force	66-45	W
2-13-92	at Air Force	68-60	W
3-12-92	vs. Air Force+	72-51	W
1-16-93	at Air Force	103-68	W
2-20-93	Air Force	98-80	W
1-15-94	Air Force	87-73	W
2-17-94	at Air Force	94-82	W
1-7-95	at Air Force	89-68	W
2-25-95	Air Force	79-72	W
1-8-96	Air Force	68-64	W
2-22-96	at Air Force	80-66	W
1-24-98	at Air Force	61-80	L
2-19-98	Air Force	79-60	W
1-27-00	at Air Force	55-60	L
3-2-00	Air Force	73-52	W
2-1-01	Air Force	62-45	W
3-3-01	at Air Force	51-50	W
3-8-01	vs Air Force ^	69-54	W
1-21-02	at Air Force	64-74	L
2-18-02	Air Force	67-51	W
2-3-03	Air Force	65-33	W
3-1-03	at Air Force	56-43	W
1-24-04	at Air Force	52-74	L
2-23-04	Air Force	67-61	W
1-22-05	Air Force	49-52	L
2-21-05	at Air Force	39-70	L
1-5-06	at Air Force	59-75	L
2-4-06	Air Force	65-59	W

^ MWC Tournament (Las Vegas)
*WAC Tournament (Provo)
**WAC Tournament
+ WAC Tournament (Fort Collins)

UTAH

Overall Series Record: Utah leads 124-118
BYU Record in Provo: 66-47 (19-17 in the Marriott Cntr)
BYU Record in Salt Lake: 46-72
(10-29 in the Jon M. Huntsman Center)
BYU Record at Neutral Sites: 6-5
BYU Record under Dave Rose: 1-2
BYU Record in OT Games: 4-7*
(1-1 Rd, 2-5 Hm, 1-1 Ntrl)
*1-0 in 2OT, 0-2 in 3OT - all in Provo (83-85)
Last OT Game: 1991, won v. Utah @ WAC, 51-49
Longest BYU Win Streak: 8 (1909-12)
Longest Utah Win Streak: 12 (1995-2000)
Largest BYU Margin of Victory: 31 two times (1965, 94)
Largest Utah Margin of Victory: 36, 85-49 (1997)
Most Points Scored by BYU: 115 (1966)
Most Points Scored by Utah: 106 two times (1962, 63)

Date	Opponent	Score	W/L
1-23-09	Utah	32-9	W
3-5-09	at Utah	40-27	W
2-2-10	at Utah	31-27	W
2-11-10	Utah	31-17	W
1-28-11	Utah	47-27	W
2-25-11	at Utah	33-26	W
2-17-12	at Utah	36-25	W
3-2-12	Utah	32-25	W
2-8-13	Utah	31-49	L
2-22-13	at Utah (OT)	25-28	L
2-14-14	at Utah	23-36	L
2-28-14	Utah	32-24	W
2-20-15	Utah	29-28	W
3-12-15	at Utah	20-38	L
2-4-16	at Utah	26-41	L
3-4-16	Utah	30-38	L
2-10-17	Utah	38-32	W
2-23-17	at Utah	54-33	W
2-9-18	Utah	21-27	L




Last season BYU and Air Force tied for second place in the Mountain West Conference. Both teams won at home with BYU collecting a hard-fought 65-59 win in front of 16,541 screaming fans. The key conference game saw eight ties and 12 lead changes.

2-23-18	at Utah	38-28	W
2-7-19	at Utah	22-50	L
3-8-19	Utah	21-31	L
3-4-20	at Utah	30-41	L
1921	Utah	22-16	W
1921	at Utah	16-29	L
1922	Utah	32-27	W
1922	at Utah	29-16	W
1-26-23	Utah	36-29	W
1-27-23	Utah	25-19	W
2-16-23	at Utah	33-35	L
2-17-23	at Utah	18-24	L
1-25-24	at Utah	38-21	W
1-26-24	at Utah	36-26	W
2-15-24	Utah	37-22	W
2-16-24	Utah	34-32	W
2-6-25	Utah	33-35	L
2-7-25	Utah	42-25	W
2-27-25	at Utah	24-36	L
2-28-25	at Utah	41-36	W
1-22-26	at Utah	22-21	W
1-23-26	at Utah	35-31	W
2-12-26	Utah	34-39	L
2-13-26	Utah	37-24	W
1-28-27	Utah	39-42	L
1-29-27	Utah	35-37	L
2-25-27	at Utah	31-34	L
2-26-27	at Utah (OT)	40-34	W
1-27-28	at Utah	37-30	W
1-28-28	at Utah	35-31	W
2-17-28	Utah	25-31	L
2-18-28	Utah	26-31	L
1-18-29	Utah	41-38	W
1-19-29	Utah	49-45	W
2-8-29	at Utah	41-56	L
2-9-29	at Utah	53-37	W
1-31-30	at Utah	49-53	L
2-1-30	at Utah	30-38	L
2-28-30	Utah	56-31	W
3-1-30	Utah	59-42	W
1-23-31	Utah (OT)	51-52	L
1-24-31	Utah	43-45	L



2-27-31	at Utah	39-49	L
2-28-31	at Utah	57-49	W
1-15-32	Utah	44-36	W
1-16-32	Utah	39-40	L
2-5-32	at Utah	32-35	L
2-6-32	at Utah	43-34	W
3-1-32	vs. Utah	35-32	W
1-13-33	Utah	40-27	W
1-14-33	Utah	33-34	L
2-17-33	at Utah	43-42	W
2-18-33	at Utah	36-50	L
3-4-33	vs. Utah	43-26	W
1-26-34	at Utah	41-37	W
1-27-34	at Utah	30-43	L
2-9-34	Utah	45-31	W
2-10-34	Utah	40-28	W
1-11-35	Utah	54-25	W
1-12-35	Utah	56-53	W
2-15-35	at Utah	46-50	L
2-16-35	at Utah	43-52	L
1-17-36	Utah	42-34	W
1-18-36	Utah	47-42	W
2-14-36	at Utah	35-36	L
2-15-36	at Utah	37-36	W
1-29-37	at Utah	30-45	L
1-30-37	at Utah	40-41	L
2-19-37	Utah	35-43	L
2-20-37	Utah	36-31	W
1-22-38	Utah	41-48	L
3-4-38	at Utah	43-54	L
1-20-39	Utah	40-32	W
3-3-39	at Utah	47-52	L
2-9-40	at Utah	39-45	L
2-23-40	Utah	52-41	W
2-8-41	Utah	27-32	L
3-7-41	at Utah	39-50	L
2-7-42	at Utah	50-42	W
3-7-42	Utah	42-40	W
1-29-43	Utah	41-30	W
1-30-43	Utah	41-29	W
2-12-43	at Utah	44-34	W
2-13-43	at Utah	47-45	W
1-26-45	Utah	46-51	L
3-3-45	at Utah	52-56	L
2-9-46	at Utah	28-46	L
3-9-46	Utah	53-71	L
2-8-47	Utah	54-62	L
3-8-47	at Utah	66-82	L
1-17-48	at Utah	65-63	W
2-21-48	Utah	55-51	W
1-29-49	at Utah	56-55	W
1-31-49	Utah	65-45	W
2-18-49	at Utah	49-58	L
2-19-49	Utah	52-54	L
1-28-50	at Utah	71-51	W
1-30-50	Utah	61-51	W
2-17-50	Utah	42-56	L
2-18-50	at Utah	56-46	W
12-27-50	vs. Utah*	49-58	L
2-16-51	at Utah	73-60	W
2-17-51	Utah	49-54	L
3-2-51	at Utah	58-67	L
3-3-51	Utah	69-50	W
2-2-52	Utah	48-51	L
3-8-52	at Utah	50-61	L
2-14-53	Utah	62-50	W
2-21-53	at Utah	73-50	W
2-19-54	at Utah	85-76	W
2-20-54	Utah	64-70	L
2-11-55	Utah (OT)	76-74	W
2-12-55	at Utah	71-78	L
2-11-56	at Utah	63-82	L
2-24-56	Utah	77-82	L
2-10-57	Utah	81-77	W



Last year BYU ran away with a 72-60 victory over Utah in the Marriott Center. The Cougars made an offensive push to begin the second half as they outscored the Utes 11-6 in the first 3:31 of play. Rashaun Broadus led BYU with 17 points while Mike Rose (above) hit 2-of-3 three-point attempts to propel BYU to victory.

2-21-57	at Utah	66-88	L
1-24-58	at Utah	81-67	W
2-27-58	Utah	56-74	L
1-23-59	Utah	56-70	L
2-26-59	Utah (OT)	74-76	L
1-22-60	at Utah	69-76	L
2-25-60	Utah	75-87	L
1-20-61	Utah	91-86	W
2-23-61	at Utah	80-95	L
1-23-62	at Utah	89-94	L
2-24-62	Utah	101-106	L
1-19-63	Utah	71-53	W
2-23-63	at Utah	100-106	L
2-8-64	at Utah	89-91	L
2-22-64	Utah	75-72	W
1-23-65	Utah	98-67	W
2-20-65	at Utah	108-99	W
2-5-66	at Utah	94-93	W
3-5-66	Utah	115-100	W
2-11-67	at Utah	64-62	W
2-17-67	Utah	61-60	W
2-10-68	at Utah	89-91	L
2-24-68	Utah	93-90	W
2-8-69	Utah	73-67	W
2-22-69	at Utah	85-98	L
1-3-70	at Utah	76-82	L
1-24-70	Utah	81-91	L
2-6-71	Utah	103-89	W
3-6-71	at Utah	98-87	W
1-15-72	at Utah	67-61	W
2-19-72	Utah	79-66	W
3-3-73	Utah	89-73	W
3-3-73	at Utah	71-86	L
1-12-74	at Utah	86-104	L
2-16-74	Utah	74-89	L
1-18-75	at Utah	73-91	L
2-22-75	Utah	73-79	L

1-24-76	Utah	74-76	L
2-21-76	at Utah	84-83	W
2-5-77	at Utah	61-81	L
3-5-77	Utah	54-67	L
2-4-78	Utah	76-89	L
3-4-78	at Utah	74-81	L
1-20-79	at Utah	90-76	W
2-17-79	Utah	76-50	W
1-12-80	Utah	89-72	W
2-9-80	at Utah	83-82	W
1-31-81	at Utah	56-60	L
3-7-81	Utah	95-76	W
1-15-82	Utah	74-51	W
2-19-82	at Utah	61-68	L
2-5-83	at Utah	72-75	L
3-5-83	Utah (3OT)	62-64	L
1-14-84	Utah (2OT)	113-105	W
2-8-84	at Utah	82-79	W
1-26-85	at Utah	63-62	W
3-2-85	Utah (3OT)	85-86	L
1-25-86	Utah	87-69	W
2-22-86	at Utah	71-74	L
1-24-87	at Utah	80-70	W
2-14-87	Utah	58-65	L
2-4-88	Utah	82-64	W
2-27-88	at Utah	60-62	L
2-2-89	at Utah	86-90	L
2-25-89	Utah	81-74	W
1-25-90	Utah	65-49	W
2-10-90	at Utah	73-89	L
3-8-90	vs. Utah* (OT)	61-62	L
2-16-91	at Utah	74-81	L
3-2-91	Utah (OT)	71-72	L
3-9-91	vs. Utah (OT)	51-49	W
2-20-92	Utah	58-56	W
3-7-92	at Utah	87-73	W
3-13-92	vs. Utah*	75-62	W
1-9-93	Utah	53-54	L
2-27-93	at Utah	83-89	L
1-8-94	at Utah	64-62	W
2-26-94	Utah	73-70	W
3-10-94	vs. Utah*	96-65	W
1-3-95	Utah	64-57	W
3-4-95	at Utah	79-87	L
1-2-96	at Utah	77-83	L
3-2-96	Utah	85-96	L
1-11-97	Utah	51-61	L
2-6-97	at Utah	49-85	L
1-10-98	Utah	61-71	L
2-5-98	at Utah	68-83	L
1-9-99	at Utah	54-75	L
2-6-99	Utah	46-71	L
3-4-99	vs. Utah*	62-81	L
1-15-00	Utah	49-56	L
2-12-00	at Utah	62-77	L
3-10-00	vs. Utah#	58-54	W
1-29-01	Utah	69-61	W
2-24-01	at Utah	75-82	L
1-28-02	at Utah	66-71	L
2-23-02	Utah	63-61	W
1-25-03	Utah	75-79	L
2-24-03	at Utah	64-71	L
1-31-04	at Utah	56-64	L
3-1-04	Utah	70-57	W
3-12-04	vs. Utah#	51-54	L
1-31-05	Utah	58-72	L
2-26-05	at Utah	60-69	L
1-7-06	Utah	72-60	W
2-8-06	at Utah	60-79	L
3-9-06	vs. Utah#	70-74	L

*WAC Tournament
#MWC Tournament



BYU HOOP HISTORY



WINNING: A BYU BASKETBALL TRADITION

BYU has one of the nation's richest basketball traditions. In fact, 83 of the Cougars' 104 seasons on the hardwoods have been winning campaigns. Since putting its first team on the floor in 1903, BYU has amassed a 1501-969 record to rank No. 22 all-time among NCAA Division I programs in total victories. The Cougars also boast a .608 winning percentage, ranking 39th.

But it's not just the sum of victories that has made BYU one of the nation's top hoop programs. Along the way, BYU has claimed 26 conference championships and received 31 postseason invites, including 21 NCAA Tournament appearances. The Cougars won two NIT titles (1951 and 1966) back when the NIT was considered the premier national tournament. BYU players also boast 100 all-conference and 41 All-America citations along with 43 NBA draft selections.

BYU has won conference championships in four different leagues. The first seven came from the Rocky Mountain Conference and continued as BYU won five as a member of the Skyline Conference. During the Cougars' membership in the Western Athletic Conference, BYU teams won 12 conference championships. Tack on two Mountain West Conference titles in the league's first seven seasons and BYU has won one-fourth of all possible conference championships.




The Old Ladies Gymnasium



BY Academy Gym



The Smith Fieldhouse: Home Court 1951-71




All-American Devin Durrant was among the nation's leading scorers in 1984, averaging 27.9 points per game. He is third on BYU's all-time scoring list behind Danny Ainge and Mike Smith.

BYU's basketball legacy is filled with many unique achievements. In 1981, the Cougars advanced to the Elite Eight when All-American Danny Ainge made what is still considered one of the NCAA Tournament's most amazing plays. Trailing Notre Dame 50-49 with eight seconds remaining, Ainge took the ball coast-to-coast, dribbling through all five Irish defenders, before lofting the game-winning finger roll just over the reach of Orlando Woolridge. Ainge received the Wooden Award and Eastman Trophy in 1981 as the nation's top player.

Europe. He earned one gold and two silver medals while playing on four Olympic teams and was the longtime coach of the Yugoslavian National Team, mentoring many future NBA players. He ended his playing career as the all-time Croatian scoring leader.

Before Cusic's arrival in Provo, the Cougars already held the distinction of being the first U.S. program to include an international player on its roster in Finland's Timo Lampen in 1958-59. BYU also boasts two of the nation's longest-standing rivalries, having first played Utah State in 1906 and Utah in 1909, with the 242 contests against the Utes being the 10th most games ever played between two teams.


The Cougars have called several places "home" throughout their long history. The first radio broadcast in the intermountain area took place on Feb. 17, 1940, when BYU hosted Utah State in the Old Ladies Gymnasium in Provo. BYU broke a ban on broadcasting college sports due to the clamor from fans that only 500 people could fit into the gym. Arch Madsen called the game on KOVO radio in Provo with station manager David Walker providing analysis. Home games have also been played in Springville, the old BY Academy and even on the University of Utah's home court.



Rafael Araujo became BYU's 43rd NBA draft selection when he was taken No. 8 overall in the 2004 NBA Draft. The big Brazilian center led BYU to its 21st NCAA Tournament appearance in 2003-04.

10,000-seat arena grew too small for the increasing interest. In 1971, the Marriott Center was built, giving BYU what is still to this day one of the most intimidating arenas in college basketball.


Since opening the 22,700-seat Marriott Center, the Cougars have been among the nation's annual attendance leaders with 19 top-5 rankings, three times finishing No. 1. BYU has not disappointed its faithful, winning 77 percent of its games in the Marriott Center, including a nation-leading 44-game home victory streak from 2000 to 2003.



Former BYU coach Steve Cleveland gave BYU fans plenty to smile about with five straight post-season appearances while winning two Mountain West titles.

1 spot as the top-rated Arizona Wildcats had lost and left the door open for the Cougars to be the only undefeated team in college basketball.

Over the years, 17 coaches have guided the Cougars, 16 with winning records. Current BYU head coach Dave Rose took the helm in 2005-06 after spending eight years as an assistant under former head coach Steve Cleveland. Rose was an instrumental part of helping the Cougars restore their tradition with NCAA appearances in three of the last six seasons while winning two Mountain West



The 22,700-seat Marriott Center is the third-largest on-campus arena in the nation. BYU has won 77 percent of its games in the Marriott Center, including a school-record 44 straight games that was the nation's top streak during the 2001-02 and 2002-03 seasons.

Legendary coach Stan Watts, who guided BYU to its NIT titles, was inducted into the Naismith Memorial Basketball Hall of Fame in 1986, while All-American center Kresimir Cusic became BYU's second Hall member in 1996. Turning down the opportunity to play in the NBA, Cusic returned home to Yugoslavia to pursue his passion to better-develop basketball in

BYU created a new home on campus with the construction of the George Albert Smith Fieldhouse. The Smith Fieldhouse was home to the Cougars from 1951-1971, with 20 different all-conference players, including seven All-Americans, starring for BYU during that era. Many capacity crowds crammed inside the Fieldhouse to see Cougar basketball. With BYU's winning tradition, the then

In recent history, the highest ranking a Cougar team has received in the media polls was the 1987-88 team. At one point the team was 17-0 and climbed as high as No. 2 and No. 3 in the rankings. Had the victory streak not been snapped by a single-game cross-country trip to UAB in Birmingham, the Cougars could have easily found themselves in the No.


Conference titles. During that time, BYU was also one of just 14 teams to have a player drafted in both the 2003 and 2004 NBA Drafts as Travis Hansen was selected in the second round in 2003 and Rafael Araujo was the No. 8 overall pick in 2004.



1951 NIT CHAMPIONS

**BYU 62, Dayton 43
March 17, 1951**

In 1951, the Cougars defeated Dayton in the championship game of the National Invitational Tournament. After the win, BYU accepted an invitation to the NCAA Tournament, which at the time was not yet recognized as the decisive tournament for the country's best team. As the nation's champions, the Cougars finished 28-9 with the most wins in BYU basketball history. Not only is it impressive that BYU won the national title and so many games, but it is even more amazing that they did so without a home



court.

With the Smith Fieldhouse under construction, BYU split its "home games" between Springville High's gymnasium and the University of Utah. Head coach Stan Watts guided the Cougars to the national title in only his second year at the helm. Watts had the help of Mel Hutchins, who became the first Cougar to be named a first-team All-American and went on to win Rookie of the Year in the NBA in the 1952-53 season.

**BYU 68, San Francisco 61
December 22, 1953**

Stan Watts continued to bring glory to the BYU basketball program in 1953 by bringing prominent basketball programs to play in Provo. At the beginning of the first full season in the Smith Fieldhouse, the highly touted San Francisco program came to face the Cougars in Provo. The game would make memories for any fans present, as two San Francisco players, Bill Russell and K.C. Jones, went on to be stars in the NBA. San Francisco was the first of the big basketball schools to

make the trip to Provo, with Michigan and UCLA playing the Cougars in the Smith Fieldhouse in the season to follow.

**BYU 97, NYU 84
March 19, 1966**

For the second year in a row, the Cougars finished as a 20-game winner with their final game against NYU in the championship game of the National Invitational Tournament. Playing in a packed Madison Square Garden, the No. 1-ranked

Cougars outplayed NYU, leading 48-43 at halftime and never looking back. With star Dick Nemelka on the bench with four fouls, the Cougars turned to junior center Craig Raymond and junior forward Gary Hill. Hill and Raymond, non-starters going into the tournament, led the high-scoring Cougar offense with 21 points each. Steve Kramer added 20 points to make the third Cougar with 20 or more points and the fifth Cougar to score in double digits. The win over the Violets marked the second NIT championship for both BYU and head coach Stan Watts. The season was the highest scoring in Cougar history. BYU averaged 95.5 points per game while hitting 50 percent of its shots. In the NIT final the Cougars shot 59 percent while handling NYU. Former coach of the Boston Celtics, Red Auerbach, commented on BYU at the championship, saying, "BYU simply overpowered them. They (the Cougars) outplayed them all over the court."

**BYU 89, Georgia 82 (2 OT)
December 29, 1969**


In the middle of a forgettable 8-18 season, the Cougars took a memorable thriller from the Georgia Bulldogs in the Quaker City Tournament. Playing in Philadelphia, the Cougars found themselves down 38-25 at the half, but senior center Paul Ruffner led the Cougars' charge back in the second half. The All-WAC Honorable Mention performer finished the game with 37 points and 18 rebounds as the Cougars took two overtimes to complete their comeback. Georgia trailed near the end of regulation and the end of the first overtime but managed to tie the game up both times. BYU was finally able to pull away in the second overtime, outscoring the Bulldogs 11-4. Doug Howard finished with 24 points, starting him on his way to his selection as a second-team All-WAC member. The game marked the second time the Cougars had gone to double overtime that season. Earlier in the season, BYU lost a heartbreaker to Texas 76-73.

**BYU 78, Kansas State 72
December 3, 1971**


There is a first for everything, and the Cougars found a lot of firsts in this, the first game in the Marriott Activities Center. The arena itself was the first of its kind, the largest arena on any campus in the country. With the new arena, Stan Watts and his Cougars hosted the first major basketball tournament for BYU in the first BYU Classic. Nearly every statistic became a record for the Marriott Center that night, but not a single one of them stands today. BYU forward Kresimir Cosic was the highlight reel, scoring 30 points and pulling down 18 rebounds. Cosic's accuracy was impressive, hitting 8-of-11 from the field and 14-of-16 from the free-throw line.

**BYU 108, La Salle 106 (3 OT)
December 15, 1979**

With nine lead changes in a close game, BYU and LaSalle kept fans in the seats awaiting the outcome of a nail-biter. LaSalle's Michael Brooks set Marriott Center records, which still stand today, scoring 51 points and shooting 24-of-36 from the field. Despite Brooks' efforts, the third time truly was a charm for the Cougars. Tied at 98-98 after the end of the second overtime, things looked bleak for the Cougars with Danny Ainge out of the game with fouls. But in the third overtime the career of true freshman Steve Trumbo was born. At 6-foot-7, 230 pounds, the 18-year-old from Santa Clara, Calif., met the challenge. Trumbo tipped-in a bucket to give BYU a quick lead followed by a Devin Durrant lay-up as the Cougars went up by four. Trumbo went on to score four more points for the Cougars, finishing with six of the 10 points in the final overtime. While the Cougars didn't have a player that scored big like Brooks, BYU won with a team effort as six Cougars finished in double figures.



1966 NIT CHAMPIONS



DANNY AINGE
1981 PLAYER OF THE YEAR



In 1981, after cruising past Princeton and 10th-ranked UCLA in the NCAA Tournament, Danny Ainge's last second heroics against Notre Dame lifted BYU into the "Elite Eight." With eight seconds left in the game and the Irish up by one point, Ainge took the ball and deftly dribbled the length of the court and softly laid the ball over the outstretched fingertips of Notre Dame center Orlando Woolridge. Before the stunned Irish players could inbound the ball, time had expired. Ainge's skillful drive was recently featured by ESPN and Sports Illustrated as one of the plays of the decade. (photos by Doug Martin)

BYU 95, Utah 76
March 7, 1981

After spotting Utah 10 points to start the game and trailing throughout the first half, BYU turned up the defensive pressure in the second half and spoiled the Utes' hopes of claiming an outright conference title with a 95-76 victory in Provo. The Cougars held the Utes to just 29 percent shooting from the field in the second half to win and solidify their place in the NCAA Tournament. Danny Ainge led the Cougars in the last home game of his BYU career, scoring 35 points on 14-of-25 shooting from the field and 7-of-7 from the free-throw line. Utah All-American Danny Vranes was held to only 12 points (4-for-12 from the field, 4-for-5 on the line) and was 3-of-9 in the second half. The win avenged an earlier 56-60 loss to the Utes on their home court at the Special Events Center. Fred Roberts gave the Cougars the lead for good with a jumper from the free-throw line at the 14:45 mark in the second half, giving BYU a 55-53 lead. The Cougars outscored the Runnin' Utes 40-23 from that point on, moving Utah into a tie with Wyoming for the WAC championship. BYU had the house packed for the game, setting a Marriott Center attendance record with 23,106.

BYU 51, Notre Dame 50
NCAA East Regional Semifinal
March 19, 1981

With eight seconds left and down by one to Notre Dame, BYU faced elimination in the NCAA East Regional Semifinal. But Danny Ainge refused to allow his senior season to end without a fight. Ainge drove the length of the court, dribbling between defenders, and lofted a layup over the outstretched arms of Notre Dame center Orlando Woolridge with only two seconds remaining. His shot gave the Cougars a dramatic one-point victory. Ainge finished the game with only 12 points in the low-scoring affair, but none bigger than the final two. Down by as many as 14 points in the second half, the Cougars


led only twice during the game. The win moved the Cougars on to the Elite Eight, where BYU lost to Ralph Sampson and Virginia 74-60. BYU finished the season ranked No. 16 in the country, and Ainge garnered Eastman and Wooden Award honors.

BYU 80, Notre Dame 76 (OT)
January 13, 1986

National-powerhouse Notre Dame and coach Digger Phelps came to Provo and faced a stiff challenge from Jeff Chatman and the BYU Cougars. Chatman nailed a jumper with 1:20 left in regulation to give the Cougars a 63-61 lead. But Notre Dame's Tim Kempton scored with 33 seconds left to tie the score again. Alan Pollard had a chance to win the game but missed the front end of a 1-and-1 free throw. In overtime, Tom Gneiting scored seven points, including an old-fashioned three-point play, to give BYU a 73-69 advantage with 1:33 left. BYU played outstanding defense and made its free throws down the stretch to pull out the 80-76 victory. Notre Dame's All-American guard David Rivers led all scorers with 28 points, but it wasn't enough to stop the Cougars who had four players in double-figure scoring. Chatman led BYU with 21 points on 7-of-10 shooting. Gneiting had 14 rebounds to go with his 18 points, while Dixie College transfer Averian Parrish chipped in 12 points and four rebounds. Bob Capener, playing all 45 minutes, had 14 points.

BYU 93, Pitt 73
December 23, 1986

In a year when the Cougars would find themselves ranked as high as No. 2 in the country, this blowout win vaulted BYU into the national spotlight. Pittsburgh was ranked in the top 20 and had one of the nation's top players in 6-foot-10 All-American Charles Smith. It was another Smith, BYU's Michael Smith, who stole the show, scoring 17 points in the first half and finishing the game with 34 points and 13 rebounds. BYU head coach Ladell Andersen said, "In all my years of coaching – college and professional – I've never been associated with a team that had that kind of first half of play. It was the best half for a team I've coached." BYU held Pitt to 20 percent shooting and caused 22 turnovers. Jeff Chatman had 12 points, and Bobby Capener had 18 points on 4-of-7 three-point shooting.



MICHAEL SMITH,
BYU VS. PITT



BYU 121, Utah State 112 (OT)
December 19, 1987

BYU almost gave Utah State an early Christmas present by blowing an 18-point second-half lead, but pulled off the dramatic win in overtime. BYU found itself ahead 61-45 at the half of the high-scoring contest, but couldn't put Utah State away. The Aggies climbed all the way back and might have won the game were it not for poor free-throw shooting. Second-team All-American Michael Smith led the Cougars with 39 points, and Jeff Chatman chipped in 29. Smith sent the game to overtime by knocking down two free throws with only seven seconds left in the game. Poor free-throw shooting doomed the Aggies in overtime, when Utah State managed to hit only 5-of-13 from the charity stripe. BYU head coach Ladell Andersen praised both teams after the game. "I'm proud of both ball clubs," he said. "It is a game neither club should have lost. It is nice to get a win out of this."

BYU 61, Virginia 48
March 14, 1991

Highlighted by freshman Shawn Bradley setting an NCAA Tournament record with 10 blocked shots, the Cougars roared back in the second half to down Virginia 61-48 in the first round of the 1991 NCAA Tournament at the Huntsman Center in Salt Lake City. Bradley finished with eight points and five rebounds while becoming the first player to reject double-digit shots in an NCAA Tournament game. BYU trailed 22-19 at the half but then put 42 points on the scoreboard in the final 20 minutes to cruise to the win. Reserve center Gary Trost



JEFF CHATMAN,
BYU VS. NOTRE DAME

was the catalyst, scoring all of his team-best 13 points and grabbing eight of his game-high 11 rebounds after the break. Guard Scott Moon also found his offense in the second half, scoring 10 points after missing his only attempt in the first half. Forward Steve Schreiner added 12 points, and Nate Call a game-high five assists for Roger Reid's team. Future NBA players John Crotty and Bryant Stith led the Cavaliers with 20 and 13 points, respectively. The Cougars shot 60 percent in the second half to finish at 51.4 percent for the game, while Bradley's defensive presence helped hold Virginia to a mere 27.7 percent shooting on the night. While Bradley kept the Cavaliers from being effective in the paint, they didn't fare much better outside the arc, going 1-for-15 on three-point shots, including 0-for-11 in the second half. "We were getting some good shots but we were rushing them," Virginia coach Jeff Jones said. "Then I thought Bradley just basically took everything away. Anytime we scored inside was a major accomplishment."

BYU 73, UTEP 71
March 14, 1992

BYU upset UTEP 73-71 in the WAC Championship game with a 54-foot prayer by Kevin Nixon as time expired in Fort Collins, Colo. The win advanced the Cougars to the NCAA Tournament with an automatic bid, where they were defeated by Shaquille O'Neal's LSU Tigers. The Cougars were down by 11 at the half, but fought hard in the second half to rally from as many as 14 points. Jared Miller and Gary Trost led the way for the Cougars scoring 17 points a piece. Mark Helsop scored 12 for the Cougars. Nixon, a starter, played only 11 minutes in the game due to sluggishness, but came in for the final 2.4 seconds with a hope to get a good look at the basket. The play was designed to draw a foul on a screen, but no call was made on the collision between the BYU and UTEP players. BYU had no choice but to throw the ball in to Nixon. "It felt good when it left my hands," said Nixon. "I thought it had a chance." The shot was replayed over and over again in the months to come on highlight tapes nationally. ESPN nominated the play to receive an ESPY award for college basketball's Play of the Year. Most BYU fans will remember the shot as one of the greatest in BYU history next to Danny Ainge's miracle drive against Notre Dame in the 1981 NCAA Tournament to send the Cougars to the Elite Eight.

BYU 73, Memphis 67 (OT)
December 22, 1992

After defeating Oklahoma 76-75 in the first round of the Maui Invitational, the Cougars took on Penny Hardaway and the Memphis Tigers. Hardaway would score 37 points, but it wasn't enough to stop four Cougars in double figures as BYU pulled out an exciting overtime victory. BYU led 33-28 at the half before Hardaway turned it on helping the Tigers shoot 60 percent in the second half. Kevin Nixon, who scored 14 points on the night, hit a three-pointer to tie the game at 63-63 with 1:09 to play. Both Hardaway and BYU's Nick Sanderson had tries to win the game before overtime. In OT Memphis

went up 67-63 with 2:57 left to play. Sanderson cut the lead to 67-66 with a huge three-pointer. After a Hardaway turnover, Nixon nailed another three-pointer with 56 seconds left to go ahead 69-67. Sanderson made a quick steal with 25 seconds to play and took it the length of the court for an easy layin. After a failed Memphis three-point attempt, Russell Larson ended the game with a big dunk to finish off the Tigers 73-67. BYU went on the finals of the Maui Invitational losing to Duke 89-66. Sanderson had 15 points and four three-pointers, Larson had 11 points and eight rebounds and Gary Trost led the Cougars with 16 points and eight rebounds. BYU outrebounded Memphis 42-30.

BYU 80, Louisville 62
November 25, 1994

BYU advanced to the finals of the Great Alaskan Shootout after holding Louisville to 24 points in the second half and defeating Denny Crum's Cardinals 75-60. After trailing Louisville 36-32 at halftime, BYU cranked up the defense and jumped to an early second-half 42-39 lead. Behind the clutch shooting of Robbie Reid and Russell Larson, who scored 17 and 14, respectively, the Cougars pulled off the come-from-behind victory. The Cougars owned the glass with 47 rebounds to Louisville's 33, and held the Cardinals to 25 percent shooting in the second half. Randy Reid scored 11 points, and sophomore Ken Roberts had 10 points and eight rebounds. First-team All-WAC forward Larson had a game-high 10 rebounds.



RUSSELL LARSON,
BYU VS. LOUISVILLE



BYU 83, No. 16 New Mexico 62
February 26, 1998

BYU upset No. 16 New Mexico in The Pit 83-62 putting a halt to the nation's second-longest home winning streak, ending the streak at 41 games with a 21-point blow out. The Pit is well-known throughout the country as one of the most intimidating places to play. The win put hope into Steve Cleveland's first year as a coach to hopefully play in the WAC Tournament. BYU was only 2-10 in the WAC going into the game while the Lobos were 11-1 in conference play. Nobody was expecting a team that had only won one game the season before to beat the mighty Lobos, especially in the Pit. The Cougars came out confident in the first half making 68 percent from the field and 7-for-10 from three-point land, to give them a 46-28 lead going into the half. Senior Justin Weidauer played the best game of his career, going 9-for-10 from the field and 4-for-5 from three point range, to finish with 22 points. Freshman Mekeli Wesley shot 7-of-13 from the field to finish with 19 points. Junior Danny Bower shot 5-of-10 from beyond the arc to finish with 17 points.

BYU 76, UTEP 75 (3-OT)
February 28, 1998

After upsetting New Mexico in The Pit, BYU kept up its late season heroics with a road victory over UTEP in triple overtime. BYU clinched a spot in the postseason Western Athletic Conference Tournament by defeating UTEP 76-75. With eight seconds left in triple overtime, Lance Archibald hit a three to tie the game at 75-75. Then with no time left on the clock, freshman Mekeli Wesley hit a free throw to give the Cougars the one-point victory. BYU trailed UTEP by 10 points at the half but came back behind the strong play of Wesley, who scored 31 points and broke a BYU record by hitting 16-of-18 free-throw attempts, including the tiebreaker at the end of the game. Wesley's performance helped earn him a spot on the WAC All-Mountain Division Newcomer Team that year. Senior Justin Weidauer chipped in 14 points to help out the Cougars.

Arizona 78, BYU 74
Nov. 28, 1998

The Arizona Wildcats came into Provo undefeated and ranked No. 11 in the nation but nearly lost to the Cougars, coming out with a narrow 78-74 overtime victory. Freshman Mark Bigelow helped keep BYU close with a record nine steals to lead the Cougars, who had 15 steals on the night. Bigelow also paced the Cougar offense, scoring 24 points on 6-of-16 shooting from the field and 11-for-11 from the line. With 3:36 left to go in regulation, A.J. Bramlett scored for Arizona to give the Wildcats a 64-55 lead, their biggest of the game. But the Cougars were in no mood to give the game away and ran off 12 consecutive points to take a 67-64 lead with 1:23 left in the game. A three-point field goal by Jason Terry knotted the game at 67, which is how regulation would end. BYU kept the game close in overtime but a late push from Arizona allowed the Wildcats to steal the victory from the Cougar claws. The low-light of

BYU VS. NEW MEXICO
(IN THE PIT)



the game came in the second half when Arizona forward Eugene Edgeron delivered a vicious elbow to the face of BYU center Bret Jepsen, who was forced to leave the game with a concussion.

BYU 60, Hawaii 59
Jan. 16, 1999

A three-point bucket by Mekeli Wesley with just three seconds left gave the Cougars back-to-back road wins and a 60-59 victory over Hawaii. Wesley's shot capped off a 19-3 BYU run to finish the game and gave BYU its first lead since the 9:21 mark of the first half. Wesley was the second-leading scorer on the night with 18, behind teammate Silester Rivers, who finished with 20 points and nine rebounds. The win moved the Cougars to 7-8 on the season and 2-1 in WAC play. BYU fell behind on just 7-of-23 shooting (2-of-10 three-point) in the first half but rebounded to go 11-for-23 from the field (3-of-6 three-point) in the second half for the victory. The Cougar defense also turned up the heat on Hawai'i, holding the Warrior offense to just 37.5 percent shooting in the second half.

BYU 77, UNLV 75
January 10, 2000


The Cougars upset MWC-favorite UNLV with a 77-75 win at the Thomas and Mack Center in Las Vegas to open league play. BYU's Terrell Lyday showed his

stardom leading the Cougars with 30 points. Lyday hit 10-of-17 from the field, including 5-of-10 on three-point shots. Lyday also led BYU in rebounds, pulling down 11 in his double-double effort. With 10 rebounds on the defensive glass and six steals, Lyday proved to be a winning force on both ends of the floor. As a team, the Cougars shot 48 percent to UNLV's 39 percent and hit 10-of-19 three pointers. Despite UNLV's comeback to take the lead late in the game and more than 12,500 fans cheering the Rebels on, BYU kept its composure. The Cougars got a boost from good free-throw shooting and a Todd Christensen three-pointer with three minutes left in the game.

BYU 58, Utah 54
March 10, 2000

Perhaps a benchmark for head coach Steve Cleveland and BYU basketball fans at large, the Cougars revitalized the BYU/Utah rivalry, winning 58-54 at the Mountain West Conference Tournament in Las Vegas. "That wasn't for me," Cleveland said. "There's a lot of people in Provo, Utah, that have really struggled with not having it [the rivalry] be competitive. If anything this says this is going to be competitive." BYU ended a 12-game losing streak to the Utes, winning for the first time against Utah since 1995. The victory improved BYU's record to 20-9 (eventually 22-11), the first time the Cougars recorded a 20-win season since 1995. With 40 percent shooting on the night and 59 percent from the free-throw line, it is no surprise it was the Cougars' defense that won the game.

MARK BIGELOW
BYU VS. ARIZONA





BYU held Utah to a dismal 30 percent shooting from the floor. With BYU star Mekeli Wesley struggling and hampered with foul trouble, BYU sophomore Eric Nielsen kept the Cougars in the game. Averaging just 5.8 points and 3.8 rebounds per game going into the semifinal game, Nielsen shocked the Utes with a career-high 17 points and nine rebounds. Poor Cougar free-throw shooting kept the game close but Utah wasn't able to capitalize. Down 57-54, Utah's Hano Mottola had a chance to tie the game with 14.6 seconds left, but his three-point attempt drew nothing but air. The Utes had one more chance to tie the game, but Phil Cullen sent an inbound pass sailing over the heads of his teammates and out of bounds on the opposite baseline. While the Cougars lost to UNLV in the MWC Championship game, BYU secured an NIT bid and advanced to the quarterfinals of the tournament to finish the season.

BYU 69, Utah State 67
December 16, 2000

In demonstrating the Cougars' season dominance over Utah teams, BYU defeated Utah State 69-67 in the Marriott Center. The game featured the debut of University of Utah transfer Trent Whiting who had a game-high 22 points to lead his new team in scoring. "I guess if anybody questioned why I started (Whiting) tonight, you probably know now," said BYU coach Steve Cleveland. "He has been the best player in practice for four months. He is a competitor and he adds a nice dimension to this ball club; something we haven't had." After a quick start and an early 12-point BYU lead, Utah State battled back to take a late first-half lead with 36 seconds left before halftime. Whiting proved his worth hitting an NBA-range three-pointer at the buzzer to give the team a 41-40 lead at the break. The Aggies came out strong in the second half, taking a 42-41 lead and maintaining the lead until late in the game. After BYU's Terrell Lyday hit a three-pointer to bring the Cougars within two, Whiting picked the pocket of USU's Bernard Rock and headed down the court to finish the fast break with a layup, tying the game 63-63. The two teams exchanged buckets, but it was BYU's Mekeli Wesley who made two free throws with eight seconds left to give the Cougars the two-point victory.

BYU 77, Wyoming 66
March 9, 2001

In the semifinal game of the Mountain West Conference Tournament in Las Vegas, the Cougars downed a tenacious Wyoming team 77-66 in the Thomas and Mack Center. Advancing to the MWC Championship game wasn't easy despite an early 20-10 lead for BYU. Both teams finished the regular season as conference co-champions along with Utah, and both teams played each other as champions, coming up with big plays from clutch players. While it was a total team effort, MWC Player of the Year Mekeli Wesley and All-MWC guard Terrell Lyday carried the Cougars on their backs, scoring all but four of BYU's 34 second-half points. "Terrell and Mekeli played huge for us tonight," BYU head coach Steve Cleveland said. "We played a great game tonight,



TRENT WHITING,
BYU VS. UTAH STATE

and we don't win it unless we have the performances we got from those two guys." The senior duo combined for 55 points on Wesley's 23 points and Lyday's MWC Tournament record 32 points. Wesley, amazingly, played the final 11 minutes of the game with four fouls, while teammates Eric Nielsen and Nate Knight left the game with five fouls apiece. The Cowboys tried to mount a comeback with Brett McFall's 5-for-9 shooting and 19 points, but BYU's defense held out until the end of the game.


BYU 69, New Mexico 65
March 10, 2001

After a late-night thriller against Wyoming and a win over Air Force the day before that, the Cougars faced a tough New Mexico team in the championship game of the Mountain West Conference Tournament. After BYU's Trent Whiting hit two free throws with 4.6 seconds left, the Cougars won the MWC Tournament Championship 69-65. Not only did the Cougars win the conference tournament, but they also secured a spot in the NCAA Tournament, BYU's first visit since 1995. League MVP Mekeli Wesley was the outstanding player of the game as he hit 11-of-12 shots on his way to a 30-point night. "Mekeli is the best player in the league, and he showed that today," said New Mexico forward Brian Smith, who was matched up against Wesley most of the night. Wesley was not without a supporting cast, as senior colleagues Terrell Lyday and Trent Whiting came up big. Whiting's 15 points came at crucial times as one of his three buckets from behind the arc fell at the end of the first half, while another helped the Cougars with two minutes left. Lyday's night was spotlighted with defense.

Lyday held New Mexico's leading scorer, Marlon Parmer, to only 12 points and 0-for-4 from the field in the first half. Parmer had a chance to win the game for the Lobos late with a three-pointer, but Lyday's defense stopped Parmer from getting a good look and hitting the shot. "I told Terrell that he wasn't going to score 26 points tonight, but his main responsibility would be to defend," BYU coach Steve Cleveland said. "He made a huge defensive stop on Parmer's last shot."

BYU 81, Stanford 76
December 22, 2001

In perhaps the Cougars' biggest non-conference game of the Steve Cleveland era, BYU defeated No. 13 Stanford, 81-76, in a nationally televised game on ESPN at the Las Vegas Showdown. The win extended BYU's neutral-court victory streak at the Thomas and Mack Center to six straight games. With BYU having lost four starters, including three All-MWC players, from its MWC title team the year before, the defending Pac-10 champion Cardinal with All-American Casey Jacobsen was a heavy favorite. But senior forward Eric Nielsen delivered the best game of his career. Nielsen finished with 29 points, going 11-for-16 from the field, 2-for-2 from the three-point line, and 5-of-5 on free throws to shatter his previous career high of 19 points. Nielsen just outpaced Jacobsen as the Stanford All-American finished with 28 points. With solid BYU defensive pressure, Jacobsen went cold down the stretch and struggled from the free throw line. BYU entered the game leading the nation in free throw percentage and used it to hold on as senior Matt Montague hit six free throws in the final minute. The Cougars shot a blistering 63.6 percent from behind the three-point line. BYU finished the game 7-of-11 from behind the arc, while Stanford finished the game



TERRELL LYDAY
2001 MWC CHAMPIONSHIP



6-of-25. Trailing 63-61 with just under 10 minutes to play, BYU went on a decisive 13-2 run over the next eight minutes that proved too much for the Cardinal to overcome. BYU made free throws when it mattered most. It was BYU's first win over a ranked opponent since 1998 when the Cougars knocked off No. 15 New Mexico in The Pit during Cleveland's first season

**BYU 63, Utah 61
February 23, 2002**

With the attention of the world on Utah during the final days of the 2002 Winter Olympics, the BYU-Utah rivalry stole local headlines with an unforgettable 21-point BYU comeback win to protect the nation-leading home winning streak at 35 games. A victory looked very doubtful after BYU played its worst first half of the home-court victory streak, trailing 43-26 at the break. In the second half, two quick Utah buckets pushed the lead to 21 at 47-26, but the Marriott Center magic ignited as BYU went on an amazing 24-5 run. The momentum had completely changed as BYU was back in the game with 7:26 remaining and down by only two points, 52-50. Great defense led to the second-half offensive explosion. After giving up a season-worst 43 points in the first half, BYU held Utah to 29 percent shooting and out-scored the Utes 37-18 in the second half. Seniors Matt Montague and Eric Nielsen led the second-half charge. With 1:18 remaining in the game, Montague hit a rare three-pointer to bring BYU within one, 61-60. On the next possession, Montague made a record-setting assist to Nielsen for an eight-foot jumper that gave the Cougars their first lead of the game, 62-61, with 25 seconds left. That assist tied Montague with BYU legend Danny Ainge for the all-time career record for assists at 539. The Cougars sealed the win with two crucial rebounds, with 7-foot center Dan Howard getting fouled after a key board. Howard added a free throw, and the Utes were left to walk off the court in disbelief while the BYU players and fans celebrated at mid-court. Despite being in



Travis Hansen celebrates BYU's amazing 21-point second-half comeback victory over the Utah to preserve the nation's longest home winning streak.

foul trouble, junior forward Travis Hansen finished with a game-high 17 points and team-high seven rebounds for BYU. "I thought it was most appropriate that our two seniors hit the two big shots of the game," said coach Steve Cleveland. "This was a great college game."

**BYU 76, Oklahoma State 71
December 6, 2003**

Christmas came early for the Cougars as Rafael Araujo's dominating performance against the 25th-ranked Oklahoma State Cowboys undoubtedly delivered one of BYU basketball's most thrilling victories ever. In front of the largest crowd (16,285) ever to witness a collegiate basketball game in Salt Lake City, the Cougars defeated the future Final Four finalist Cowboys 76-71 at the Delta Center. Araujo's phenomenal display of offensive skills and ability to control the boards came through in the second half after a slow first half from the Cougars, who trailed the Cowboys 39-36 at halftime. Araujo carried the Cougars to start the second half by scoring 16 of BYU's first 18 second-half points. Former BYU player Daniel Bobik answered back to every Cougar run and kept the Cowboys close, posting a team-high 18 points and 8 assists. In the end, it was Araujo who overpowered the Cowboys, finishing with 32 points and 17 rebounds, one less rebound than the entire Oklahoma State team. "This was the best rebounding effort during my time at BYU," BYU coach Steve Cleveland said. Oklahoma State would go on to finish the season as Big 12 regular season and tournament champions and ranked as high as No. 2 in the nation.

**BYU 89, UNLV 88
March 6, 2004**

The month of March, a.k.a. March Madness for the college basketball world, is when miracles come about and life long dreams come true. Even prior to the start of the NCAA Tournament, March was true to its words for BYU when the Cougars stunned the UNLV Rebels on a Luiz Lemes dish off to teammate Rafael Araujo for an easy layup with 0.5 seconds left in the game. "I knew Hoffa (Araujo) was somewhere, so I looked for him and found him open," Lemes said. "I'm glad I was able to get it to him to give us the win." The 89-88 victory ended the Cougars' regular-season play with an eight-game winning streak and secured a second-place MWC finish. The Cougars established themselves quickly in the first half shooting 9-of-12 from the field, including 4-for-6 from beyond the arc. BYU's 23-14 lead diminished as the Rebels capitalized on 11-3 and 11-2 runs to go ahead 46-44 at halftime. The battle continued in the second half as neither team could pull away with a commanding lead. Fortunately for the Cougars, aid came from every position on the court. Lemes led the way with a career-high 23 points and six assists, the final of which resulted in the winning bucket by Araujo, who added 21 points with 13 rebounds.



RAFAEL ARAUJO
BYU VS.
OKLA. STATE

BYU'S NONCONFERENCE RESUME

BYU nonconference wins over the past 30 years have included teams such as ...

- | | |
|------------------|----------------|
| UCLA | Purdue |
| USC | Northwestern |
| Stanford | Florida |
| California | Georgia |
| Washington | Mississippi |
| Washington State | South Carolina |
| Oregon | Louisville |
| Arizona State | Notre Dame |
| Oklahoma State | Pittsburgh |
| Oklahoma | Virginia |
| Texas | Miami |
| Texas Tech | Memphis |
| Kansas State | Creighton |
| Ohio State | |
| Michigan State | |
| Illinois | |
| Penn State | |





BYU'S CONFERENCE CHAMPIONS (26 TITLES)

1918-19

The 1918-19 team won BYU's first Rocky Mountain Conference Western Division title. Despite a season shortened by an influenza epidemic, the Cougars came out on top to set the precedent for BYU men's basketball.

1921-22

BYU won its second title in the Western Division with a 3-1 conference record, beating out rivals from the University of Utah.

Championship for the first time since 1924. The Cougars were led by Floyd Millet and Jay Whitman, both first-team all-conference selections.

1933-34

The Cougars finished the season 9-3 in conference and 18-11 overall to win the Western Division title for the third year in a row. BYU once again met Wyoming in the Championship playoff series, but the Cougars were defeated 2-1.

1950-51

The Cougars repeated as Skyline Conference Champions and won their third title in four years with a 15-5 record in conference and an amazing 28-9 record overall. Once again led by Roland Minson and Mel Hutchins, the Cougars were ranked as high as third nationally and went on to win the NIT. They also set a school record with a 91-point offensive showcase against Denver.

1956-57

The Cougars won their last Skyline Conference Championship in this season, finishing 11-3 in conference and 19-9 overall. Led by Tom Steinke and John Benson, who each averaged almost 20 points per game, BYU went on to finish third in the NCAA West Regionals.

1964-65

The 1964-65 team won the first WAC Championship for BYU and first conference title since 1957. The team finished the season with a 21-7 mark and was ranked sixth nationally in the final wire service poll of the season. BYU finished second to Miami (Fla.) in scoring offense. John Fairchild was named WAC Player of the Year and led the team with 21.5 points a game.



1947-48 Champions

1923-24

A 7-1 conference record gave the Cougars their third Western Division title. They met the Eastern Division winner, Colorado College, in the first playoff series in a decade. BYU won the series 2-1 and was crowned the undisputed Rocky Mountain Conference Champion.

1924-25

BYU repeated its championship run and once again won the Western Division title, finishing 6-2 in conference and 11-6 overall. The title was the third in four years for the Cougars. BYU once again met Colorado College in the Conference Championship Series but was swept in Colorado Springs.

1931-32

Led by Sophomore Elwood Romney, a first-team all-conference selection, BYU tied with Utah for the West title and then defeated the Utes in a one-game playoff, earning the chance to meet Wyoming in the Conference Championship Series. Despite an 8-4 conference finish, the Cougars were swept by the Cowboys.

1932-33

For the second straight season, the Western Division ended in a tie between BYU and Utah. After going 9-3 in conference and 18-7 overall, the Cougars once again defeated the Utes and met Wyoming in the Championship Series. This time, BYU emerged victorious, winning 2-1 and thus winning the Conference

1942-43

After switching to the Skyline Conference in 1937, the 1942-43 Cougars won their first Skyline Conference Western Division title. A 7-1 conference record earned the team the opportunity to play Wyoming in the Championship Series. However, despite the efforts of first-team all-conference selection Brady Walker, the Cougars lost to Wyoming in three straight games.

1947-48

As the conference consolidated into one division, the Cougars finished 8-2 and took first place. Joe Nelson and Randy Clark were both named first-team all-conference players. Nelson led the Skyline Conference in scoring, racking up 203 points in conference play and averaging 20.3 points per game.

1949-50

After winning the conference preseason trophy, the Cougars finished 14-6 in conference and had their first 20-win season, going 22-12. BYU was led by a talented trio consisting of Joe Nelson, Roland Minson, and Mel Hutchins, each averaging over 10 points per game. All three players earned NCAA honors at season's end.

ALL-TIME BYU CONFERENCE CHAMPIONS

- | | | |
|-----------------------|----------------|--------------------|
| 1919 - Rocky Mountain | 1951 - Skyline | 1988 - WAC |
| 1922 - Rocky Mountain | 1957 - Skyline | 1990 - WAC |
| 1924 - Rocky Mountain | 1965 - WAC | 1992 - WAC |
| 1925 - Rocky Mountain | 1967 - WAC | 1993 - WAC |
| 1932 - Rocky Mountain | 1969 - WAC | 2001 - MWC |
| 1933 - Rocky Mountain | 1971 - WAC | 2003 - MWC |
| 1934 - Rocky Mountain | 1972 - WAC | |
| 1943 - Skyline | 1979 - WAC | Overall: 26 Titles |
| 1948 - Skyline | 1980 - WAC | |
| 1950 - Skyline | 1983 - WAC | |

1966-67

The Cougars surprised many by winning a share of the WAC title and finishing 14-10. There were no real standouts on the team as eight players won game-high honors during the season. BYU remained undefeated for the second straight year at home.



1966-67 Champions



1979-80 Champions

1968-69

BYU finished the season at 17-12 and had been picked in the preseason polls to finish third or lower. They won a first-round berth in the NCAA Tournament but lost to New Mexico State. Remarkably, six players ended the season with scoring averages in double figures.

1970-71

The 1970-71 team was picked to finished sixth in the WAC preseason polls. The Cougars finished 18-11 to grab the WAC title. They lost to eventual NCAA Champion UCLA in the NCAA Regionals. The team was led by Bernie Fryer, who averaged 19.2 points, and Steve Kelly who scored 17.9 points per game.

1971-72

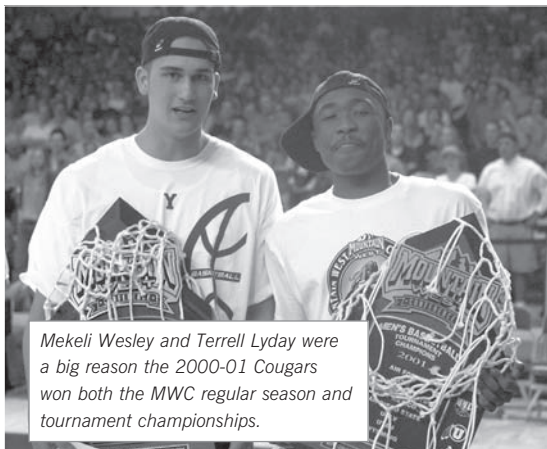
The 1971-72 season was Coach Stan Watts' final year and one of the most exciting in Cougar history. The team finished with a 21-5 record and made it to the NCAA Tournament. The year was the first that games were played in the Marriott Center. Kresimir Cosic was the team's leading scorer, averaging 22.3 points per game.

1978-79

One of the most exciting aspects of the 1978-79 season was the expectations that Cougar success would carry over into the next year. The Cougars were 20-8 and were led by Danny Ainge with 18.4 points per game. Ainge moved into the top 10 in BYU scoring history after just two seasons. The Cougars made it to the first round of the NCAA Tournament.

1979-80

A record of 24-5 was the best yet for a BYU team. The Cougars had been ranked as high as No. 6 by sports



Mekeli Wesley and Terrell Lyday were a big reason the 2000-01 Cougars won both the MWC regular season and tournament championships.

1982-83

Although the 1982-83 team finished in a three-way tie for the WAC championship, it was the first time in the previous five years that the Cougars did not advance to postseason play. The team's record was 15-14. Devin Durrant led BYU in scoring with 22.8 points per game. Greg Kite led the team in rebounding with 8.8 per game.

1987-88

In the 70-year history of BYU basketball, only the 1950-51 team had more victories than the 1987-88 team, and no team had a better winning percentage. The Cougars finished 26-6, winning 17 games in a row to start the year, a BYU basketball record. The team was led by All-American Michael Smith who averaged 21.2 points and 7.8 rebounds per game.

1989-90

The Cougars went 21-9 and exceeded all expectations by winning the WAC title. The team was projected to finish sixth. They went on to lose a heart-breaker in the NCAA East Regional to Clemson 49-47. It was Roger Reid's first year as head coach. Marty Haws led the team in scoring with 18.5 points and 4.1 assists per game. Andy Toolson averaged 18.3 points per game.

1990-91

With a 21-13 record, BYU finished in second place during the regular season in the WAC but went on to win the WAC Tournament and then advanced to the second round of the NCAA Tournament. Freshman Shawn Bradley led the nation in blocked shots with 177 and averaged 14.8 points a game. Steve Schreiner scored 14.2 points per game.

1991-92

Few thought at the beginning of the season that BYU would finish the season 25-7 and win the WAC. The Cougars went on to defeat UTEP in dramatic fashion at the WAC Tournament thanks to a 54-foot buzzer-beater by Kevin Nixon. The Cougars ran into Shaq and LSU in the first round of the NCAA Tournament to end the season. Gary Trost led the team in scoring with 14.2 points per game.

1992-93


The Cougars posted a 25-9 record, including 15-1 in the WAC, which tied the conference record for most wins. Nick Sanderson set a school record for three-point attempts in a

writers. All the starters from the previous year returned to help defend the WAC title. Danny Ainge once again led the team with 19.1 points per game and moved into first place on the BYU all-time scoring list. The team had four future NBA players; Ainge, Devin Durrant, Fred Roberts and Greg Kite.

season with 209. Russell Larson set a new school record in field-goal percentage at .631. Gary Trost led the team in scoring for the second straight year with 15.2 points per game. BYU lost to Kansas in the second round of the NCAA Tournament.

2000-01

BYU finished 24-9 while earning its first conference tournament title since 1992, its first regular-season championship since 1993 and its first NCAA bid since 1995. The Cougars went 10-4 in Mountain West Conference play to earn a three-way share of the title with Utah and Wyoming. BYU won the MWC Tournament and earned the automatic bid to the NCAA Tournament with wins over Air Force, Wyoming and New Mexico at the Thomas & Mack Center in Las Vegas. BYU, the 12th seed, lost its first round NCAA game at Cox Arena in San Diego to No. 5-seed Cincinnati. Mekeli Wesley was the MWC Player of the Year, and guards Terrell Lyday and Trent Whiting were named to the MWC First and Second Team, respectively. As a team, BYU led the nation in free-throw shooting (.780) and had the nation's best single-game field goal percentage, making 70.8 percent vs. Elon College.



Travis Hansen cuts down the net after celebrating the 2002-03 MWC Championship in the Marriott Center

2002-03

BYU claimed a share of the Mountain West Conference regular-season title and an NCAA bid for the second time in three years. Playing among the nation's toughest schedules, including 11 different conferences on its non-league slate, the Cougars finished the year 23-9 overall and earned their 26th conference title, going 11-3 in MWC games along with Utah. BYU Coach Steve Cleveland was named the MWC Coach of the Year, and senior guard Travis Hansen was one of two consensus first-team All-MWC players and the MWC's Co-Defensive Player of the Year. The Cougars had the MWC's top defense and also won the preseason Paradise Jam title in St. Thomas, U.S. Virgin Islands. Hansen led the team in scoring (16.8) and blocks (20) and was second in assists (2.4) and rebounds (4.8). BYU's 22,702 attendance vs. CSU in its last home game was the largest crowd since 1992 and the 21st largest crowd in school history. BYU had the nation's No. 1 average season increase in attendance to average 14,468 and rank 17th nationally for the year. BYU finished the season 13-1 at home.



1902-03

DATE	OPPONENT	SCORE	W/L
F 6	at LDSU	7-47	L
F 14	BY College	13-17	L
F 21	Weber Academy	30-18	W
F 27	at Weber Academy	17-16	W
F 28	at BY College	20-17	W
M 7	LDSU	13-23	L
M 21	at LDSU	13-30	L
M 28	Univ. of Colorado	23-15	W
A 2	Univ. of Colorado	10-16	L

Coach: W.A. Colton
Record: 4-5

1903-04

DATE	OPPONENT	SCORE	W/L
J 9	Salt Lake H.S.	38-8	W
J 16	LDSU	17-22	L
J 22	at Weber Academy	43-13	W
J 23	at BY College	18-9	W
F 6	BY College	17-18	L
F 19	at LDSU	20-27	L

Record: 3-3

1904-05

DATE	OPPONENT	SCORE	W/L
J 21	at A.F. Apollos	NS	L
J 28	LDSU	51-7	W
F 3	at State Deaf School	64-6	W
F 4	at BY College	22-14	W
F 10	A.F. Apollos	NS	W
F 11	BY College	19-12	W
F 18	Weber Academy	30-10	W
F 24	at LDSU	NS	W
F 25	at Weber Academy	14-16	L
M 4	State Deaf School	NS	W
M 4	at A.F. Apollos	10-7	W
M 25	Wheaton Col. (Ill.)	27-35	L

Record: 9-3

1905-06

DATE	OPPONENT	SCORE	W/L
J 13	LDSU	25-12	W
J 19	Weber Academy	NS	W
J 27	State Deaf School	62-4	W
F 9	at Weber Academy	15-11	W
F 10	at State Deaf School	NS	W
F 13	Chicago YMCA	14-22	L
F 16	at LDSU	19-17	W
F 23	at Utah State	21-14	W
F 24	at BY College	20-18	W
M 2	Minn. Red Wings	20-18	W
M 3	Utah State	19-11	W
M 17	BY College	20-19	W

Coach: C.T. Teetzal
Record: 11-1

1906-07

DATE	OPPONENT	SCORE	W/L
J 19	Weber Academy	72-9	W
J 26	BY College (OT)	26-24	W
F 1	at LDSU	32-29	W
F 7	Chicago Crescents	21-24	L
F 16	Utah State	44-11	W
F 23	Weber Academy	2-0	W
M 1	at Utah State	23-12	W
M 2	at BY College	16-19	L
M 8	LDSU	30-19	W
M 16	v. BY College (OT)	24-27	L

! - forfeit
Coach: C.T. Teetzal
Record: 7-3

1907-08

DATE	OPPONENT	SCORE	W/L
J 17	at BY College	14-16	L
J 18	at Utah State	29-16	W
J 25	LDSU (OT)	20-19	W

F 1	Utah State	43-19	W
F 15	LDSU	26-25	W
F 22	BY College	22-27	L

Coach: C.T. Teetzal
Record: 4-2

1908-09

DATE	OPPONENT	SCORE	W/L
D 12	YMCA	23-29	L
J 9	at YMCA	17-31	L
J 16	at LDSU	16-30	L
J 23	Utah	32-9	W
J 30	BY College	35-21	W
F 6	Utah State	37-11	W
F 20	LDSU	28-33	L
F 22	Oregon	26-24	W
F 26	at Utah State	37-13	W
F 27	at BY College	34-27	W
M 5	at Utah	40-27	W

Coach: Fred Bennion
Record: 7-4

1909-10

DATE	OPPONENT	SCORE	W/L
J 8	YMCA	28-26	W
J 14	at BY College	33-13	W
J 15	at Utah State	40-20	W
J 22	BY College	42-14	W
F 2	at Utah	31-27	W
F 11	Utah	31-17	W
F 12	at LDSU	29-21	W
F 18	Utah State	47-31	W
F 22	YMCA	21-26	L
F 25	LDSU	47-12	W
F 26	at YMCA	13-23	L

Coach: Fred Bennion
Record: 9-2

1910-11

DATE	OPPONENT	SCORE	W/L
J 7	at Snow Academy	45-25	W
J 14	Alumni	32-22	W
J 21	YMCA	41-17	W
J 28	Utah	47-27	W
F 4	at Utah State	29-19	W
F 18	Utah State	37-21	W
F 25	at Utah	33-26	W
F 27	Hamilton, Wisc.	27-26	W

Coach: Henry Rose
Record: 8-0

1911-12

DATE	OPPONENT	SCORE	W/L
J 13	Alumni	40-19	W
J 20	BY College	48-20	W
J 27	LDSU	51-12	W
F 3	Utah State	36-17	W
F 9	at Utah State	37-16	W



FRED BENNION
Years: 1908-10 (2)
Record: 16-6 (.727)

F 17	at Utah	36-25	W
M 2	Utah	32-25	W

Coach: E.L. Roberts
Record: 7-0

1912-13

DATE	OPPONENT	SCORE	W/L
D 14	Weber Academy	48-34	W
J 11	Alumni	61-26	W
J 18	LDSU	34-20	W
J 25	Burlington (S.L.)	49-17	W
F 1	BY College	40-29	W
F 8	Utah	31-49	L
F 14	at BY College	28-26	W
F 15	at Utah State	33-23	W
F 22	at Utah (OT)	25-28	L
M 1	Utah State	20-29	L

Coach: E.L. Roberts
Record: 7-3

1913-14

DATE	OPPONENT	SCORE	W/L
J 10	S.L. Hardware	53-18	W
J 17	Deseret Business	44-13	W
J 31	BY College	43-23	W
F 5	Montana State	67-14	W
F 14	at Utah	23-36	L
F 21	Utah State	41-21	W
F 28	Utah	32-24	W
M 6	at Utah State	28-19	W
M 7	at BY College	22-15	W
M 9	at Oneida Academy	25-26	L

Coach: E.L. Roberts
Record: 8-2

1914-15

DATE	OPPONENT	SCORE	W/L
J 15	at Apollos	23-27	L
J 16	Apollos	35-25	W
J 30	BY College	37-32	W
F 13	Utah State	29-21	W
F 20	Utah	29-28	W
F 26	at Utah State	31-23	W
F 27	at BY College	24-18	W
M 12	at Utah	20-38	L

Coach: E.L. Roberts
Record: 6-2

1915-16

DATE	OPPONENT	SCORE	W/L
J 15	Springville H.S.	44-17	W
F 4	at Utah	26-41	L
F 12	Utah State	42-17	W
F 19	Iola (KS) YMCA	70-25	W
F 26	at Utah State	23-37	L
M 4	Utah	30-38	L

Coach: E.L. Roberts
Record: 3-3

1916-17

DATE	OPPONENT	SCORE	W/L
D 13	at Springville H.S.	19-20	L
J 6	BY H.S.	50-20	W
J 13	West H.S.	42-24	W
J 20	Springville H.S.	61-24	W
J 27	LDSU	38-19	W
J 29	Chicago Cres.	51-9	W
F 3	at BY College	84-37	W
F 10	Utah	38-32	W
F 17	Utah State	43-22	W
F 23	at Utah	54-33	W
M 3	Alumni	50-19	W
M 8	at Utah State	34-27	W
M 14	#Brown-King (SL)	52-21	W
M 15	#NW Normal (OK)	35-24	W
M 16	#Seward Park Bro.	27-16	W
M 17	#Illinois AC	14-27	L

#AAU Tourney (Chicago)



E.L. ROBERTS
Years: 1911-20, 25-28 (12)
Record: 87-49 (.640)

Coach: E.L. Roberts
Record: 14-2

1917-18

DATE	OPPONENT	SCORE	W/L
N 29	at Lehi H.S.	30-34	L
J 12	BY H.S.	40-28	W
J 19	Lehi H.S.	67-30	W
J 25	BY College (OT)	32-36	L
F 1	Hinckley Acad.	58-28	W
F 9	Utah	21-27	L
F 11	at Amer. Fork H.S.	48-35	W
F 23	at Utah	38-28	W

Coach: E.L. Roberts
Record: 5-3

1918-19

DATE	OPPONENT	SCORE	W/L
	Pl. Grove H.S.	58-19	W
	Lehi H.S.	72-14	W
	Springville H.S.	46-19	W
F 6	at Sp. Fork H.S.	87-18	W
F 7	at Utah	22-50	L
F 15	BY College	50-24	W
M 1	Utah State	23-26	L
M 8	Utah	21-31	L

Coach: E.L. Roberts
Record: 5-3
Rocky Mountain Champion (West)

1919-20

DATE	OPPONENT	SCORE	W/L
J 9	at Springville H.S.	34-19	W
J 10	BY H.S.	49-32	W
J 21	at A.F. Legion	56-34	W
J 24	Lehi Legion	47-20	W
J 31	at Utah State	27-55	L
M 4	at Utah	30-41	L

Coach: E.L. Roberts
Record: 4-2

1920-21

H/A	OPPONENT	SCORE	W/L
A	Lehi Legion	16-39	L
H	Utah AA	33-29	W
H	BY H.S.	56-23	W
H	Alumni	29-25	W
H	P.G. High	43-14	W
H	Alumni	29-25	W
H	Provo Legion	36-30	W
H	Utah	22-16	W
A	Utah State	43-45	W
H	Provo Legion	31-25	W
H	Utah State	30-28	W
A	Utah	16-29	L

Coach: Alvin Twitchell
Record: 10-2



1921-22

Table with columns: H/A, OPPONENT, SCORE, W/L. Rows include Provo Legion, WAA, Lehi H.S., BYU Frosh, Lehi H.S., A.F. Legion, A.F. Legion, Utah State, Utah State, Utah, Utah.

Coach: Alvin Twitchell
Record: 9-3
Rocky Mountain Champion (West)



ALVIN TWITCHELL
Years: 1920-25 (5)
Record: 50-20 (.714)

1922-23

Table with columns: DATE, OPPONENT, SCORE, W/L. Rows include Carbon Co. H.S., BY H.S., West H.S., Provo H.S., Utah, Utah, Utah State, Utah State, Utah, Utah, Utah State, Utah State, Utah State, Utah State.

Coach: Alvin Twitchell
Record: 7-5

1923-24

Table with columns: DATE, OPPONENT, SCORE, W/L. Rows include Nephi H.S., Wasatch H.S., Colorado Col., Colorado Col. (OT), Colorado Col., LDSU, Idaho AC, Nephi H.S., Utah, Utah, Colorado Tch. Col., Colorado Tch. Col., Utah State, Utah, Utah, Utah, Utah State, Utah State, Utah State.

Coach: Alvin Twitchell
Record: 14-4
Rocky Mountain Champion

1924-25

Table with columns: DATE, OPPONENT, SCORE, W/L. Rows include Nephi H.S., Provo H.S., Apex, at Utah State, at Utah State, Utah, Utah, Utah State, Utah State, Western State, Western State, at Utah, at Utah, at Colorado Col., at Colorado Col., at Colorado Col.

Coach: Alvin Twitchell
Record: 10-6
Rocky Mountain Champion (West)

1925-26

Table with columns: DATE, OPPONENT, SCORE, W/L. Rows include SE College (OK), Apex, at Utah, at Utah, Utah State, Utah State, at Montana State, at Montana State, Utah, Utah, at Western State, at Western State, Utah State, Utah State, Montana State, Montana State.

Coach: E.L. Roberts
Record: 11-5

1926-27

Table with columns: DATE, OPPONENT, SCORE, W/L. Rows include Dixie College, at Hinckley Academy, BY H.S., BY H.S., Arthur Academy, Alumni, at Utah State, at Utah State, Utah, Utah, at Montana State, at Montana State, Apex, Montana State, Montana State, at Utah, at Utah (OT), Utah State, Utah State.

Coach: E.L. Roberts
Record: 5-14

1927-28

Table with columns: DATE, OPPONENT, SCORE, W/L. Rows include Arthur Academy, Oregon State, Ricks College, at Millford Academy, at Branch Academy, at Dixie College, Dixie College, Branch AC, Millford AC.

Table with columns: DATE, OPPONENT, SCORE, W/L. Rows include Milford Academy, Alumni, Montana State, Montana State, at Utah, at Utah, Utah State, Utah State, Utah, Utah, at Utah State, at Utah State, at Montana State, at Montana State.

Coach: E.L. Roberts
Record: 13-10

1928-29

Table with columns: DATE, OPPONENT, SCORE, W/L. Rows include Alumni, Vico Oil, Dixie College, Snow College, Colorado St. Col., at Arthur Academy, v. North Dakota, North Dakota, North Dakota, at Los Angeles Academy, at Alhambra Academy, at Hollywood Academy, at Pacific Coast Academy, at Las Vegas Academy, Phillips, Phillips, Utah, Utah, Utah, at Montana Normal, at Montana Mines, at Montana State, at Montana State, at Utah State, at Utah State, at Utah, at Utah, Montana State.



G. OTT ROMNEY
Years: 1928-35 (7)
Record: 139-71 (.662)

Table with columns: DATE, OPPONENT, SCORE, W/L. Rows include Montana State, Utah State, Utah State.

1929-30

Table with columns: DATE, OPPONENT, SCORE, W/L. Rows include 38th Infantry, College All-Stars, Alumni.

Table with columns: DATE, OPPONENT, SCORE, W/L. Rows include Wyoming, Wyoming, at UCLA, at UCLA, at Los Angeles, at Pacific Coast Acad., at Hollywood Academy, at Occidental, at San Bernardino JC, at Dixie College, at Snow College, Nevada-Reno, Nevada-Reno, Utah State, Utah State, Utah State, Montana State, Montana State, at Utah, at Utah, at Montana State, at Montana State, at Idaho State, at Utah State, at Utah State, Montana Miners, Utah, Utah.

Coach: G. Ott Romney
Record: 23-7

1930-31

Table with columns: DATE, OPPONENT, SCORE, W/L. Rows include Alumni, Deseret News Academy, Alumni, at Rock Springs Academy, at Wyoming, at Wyoming, at Colo. St. College, at Henry's (Wichita), at Butler, at Ill. Wesleyan, at Marquette, at John Carroll, at Western Reserve, at Michigan State, at Chicago, at St. Louis, at Wittenberg, at Cincinnati, Nebraska, Henry's (Wichita), Montana State, Montana State (OT), Utah (OT), Utah, at Utah State, at Utah State, at Utah State, at Montana State, at Montana State, Utah State, Utah State, Utah State.

Coach: G. Ott Romney
Record: 20-13

1931-32

Table with columns: DATE, OPPONENT, SCORE, W/L. Rows include Utah St. Alumni, Utah Alumni, Alumni, Gila College, Gila College, at Wisconsin, at Loyola (Ill.), at Marquette.



D 15	at Iowa State	28-47	L
D 17	at Nebraska	31-27	W
D 19	at Creighton	36-41	L
D 21	at Wyoming	47-57	L
D 22	at Wyoming	31-61	L
D 28	Olson's Swedes	35-25	W
J 7	Henry's (Wichita)	43-30	W
J 8	Henry's (Wichita)	39-22	W
J 15	Utah	44-36	W
J 16	Utah	39-40	L
J 22	Utah State (OT)	45-47	L
J 23	Utah State	40-37	W
J 29	at Montana State	36-23	W
J 30	at Montana State	37-22	W
F 5	at Utah	32-35	L
F 6	at Utah	43-34	W
F 15	Montana State	48-26	W
F 16	Montana State	42-43	L
F 26	at Utah State	39-32	W
F 27	at Utah State	63-50	W
M 1	vs. Utah	35-32	W
M 3	at Wyoming	33-37	L
M 4	at Wyoming	28-29	L
M 5	at Wyoming	38-22	W

Coach: G. Ott Romney
Record: 20-12
Rocky Mountain Champion-tie (West)

1932-33

DATE	OPPONENT	SCORE	W/L
D 8	Alumni	47-26	W
D 8	Alumni	43-35	W
D 16	at Western State	58-20	W
D 17	at Western State	49-41	W
D 19	at Colo. St. College	38-33	W
D 20	at Colo. St. College	46-36	W
D 21	at Den. Piggly Wiggly	20-41	L
D 22	at Colorado College	43-30	W
D 23	at Colorado College	55-34	W
J 5	Henry's (Wichita)	30-47	L
J 6	Olson's Swedes	31-32	L
J 13	Utah	40-27	W
J 14	Utah	33-34	L
J 20	at Montana State	53-38	W
J 21	at Montana State	33-26	W
J 27	at Utah State	33-40	L
J 28	at Utah State	59-44	W
F 6	Montana State	42-29	W
F 7	Montana State	53-27	W
F 17	at Utah	43-42	W
F 18	at Utah	36-50	L
F 24	Utah State	37-30	W
F 25	Utah State	48-36	W
M 4	vs. Utah	43-26	W
M 9	Wyoming	25-35	L
M 10	Wyoming	37-33	W
M 11	Wyoming	41-39	W

Coach: G. Ott Romney
Record: 20-7
Rocky Mountain Champion

1933-34

DATE	OPPONENT	SCORE	W/L
D 6	Clark's Ins.	56-38	W
D 6	Alumni	56-51	W
D 11	Ogden Boosters	30-31	L
D 13	Denver Academy	47-50	L
D 18	Colorado College	43-27	W
D 19	Granite Mart	56-35	W
D 21	vs. Ogden Boosters	26-36	L
D 22	vs. S. California	33-36	L
D 26	at Den. Piggly Wiggly	25-49	L
D 27	at Denver	43-38	W
D 28	at Denver AC	36-35	W
D 29	at Colorado Col.	31-38	L
D 30	at Western State	51-42	W
J 1	at Western State	54-32	W
J 2	at Cook's Sp. Goods	59-26	W

J 12	Utah State	57-34	W
J 13	Utah State	42-35	W
J 19	Montana State	48-31	W
J 20	Montana State	52-37	W
J 26	at Utah	41-37	W
J 27	at Utah	30-43	L
F 9	Utah	45-31	W
F 10	Utah	40-28	W
F 16	at Utah State	48-37	W
F 17	at Utah State	35-43	L
F 23	at Montana State	44-30	W
F 24	at Montana State	23-32	L
M 8	at Wyoming	38-43	L
M 9	at Wyoming (OT)	44-47	L
M 10	at Wyoming	34-43	L

Coach: G. Ott Romney
Record: 18-12
Rocky Mountain Champion (West)

1934-35

DATE	OPPONENT	SCORE	W/L
N 21	Alumni	68-51	W
N 21	Alumni	51-53	L
N 30	Gibbs Ins.	65-26	W
N 30	Alumni	34-40	L
D 5	Pinney Beverage	49-33	W
D 10	CYO	63-37	W
D 13	Denver AC	29-36	L
D 20	at Creighton	48-38	W
D 21	at Colo. St. Col.	56-22	W
D 22	at Denver AC	33-41	L
D 28	Colorado St. Col.	46-35	W
D 29	vs. Colo. St. Col.	66-49	W
J 4	Branch AC	68-35	W
J 4	Dixie College	56-31	W
J 5	Branch AC	51-38	W
J 5	Dixie College	70-34	W
J 11	Utah	54-25	W
J 12	Utah	56-53	W
J 18	Montana State	62-28	W
J 19	Montana State	55-32	W
J 25	at Utah State	39-38	W
J 26	at Utah State	27-41	L
F 8	Utah State (OT)	47-48	L
F 9	Utah State	40-39	W
F 15	at Utah	46-50	L
F 16	at Utah	43-52	L
F 22	at Montana State	41-53	L
F 23	at Montana State	46-56	L

Coach: G. Ott Romney
Record: 18-10

1935-36

DATE	OPPONENT	SCORE	W/L
D 7	Alumni	72-52	W
D 13	Taylor Bros.	75-45	W
D 16	at Denver	45-49	L
D 17	at Nebraska	34-53	L
D 18	at Hastings	54-30	W
D 19	at Creighton	43-36	W
D 20	at Colorado Col.	38-41	L
D 21	at Colorado Col.	61-45	W
D 24	at Drake	63-38	W
D 28	Nebraska	46-39	W
D 30	Fresno State	63-54	W
D 31	Fresno State	72-41	W
J 4	Pac. States Pipe	75-16	W
J 10	at Montana State	45-40	W
J 11	at Montana State	40-42	L
J 17	Utah	42-34	W
J 18	Utah	47-42	W
J 27	Montana State	63-31	W
J 28	Montana State	39-42	L
F 7	Utah State	35-36	L
F 8	Utah State	33-37	L
F 14	at Utah	35-36	L
F 15	at Utah	37-36	W
F 21	at Utah State	39-32	W

F 22 at Utah State 41-51 L
Coach: Edwin R. Kimball
Record: 16-9

1936-37

DATE	OPPONENT	SCORE	W/L
D 5	Alumni	40-29	W
D 5	Alumni	58-31	W
D 11	Idaho State	30-24	W
D 12	Idaho State	34-35	L
D 18	vs. Western State	43-42	W
D 19	vs. Western State	39-42	L
D 21	Western State	66-35	W
D 30	at Loyola (Cal.)	32-35	L
J 2	at La Verne	66-21	W
J 4	at Fresno State	38-30	W
J 5	at Fresno State	45-44	W
J 6	at UC-Davis	38-28	W
J 7	at UC-Davis	33-32	W
J 8	at Nevada	42-38	W
J 9	at Nevada	36-24	W
J 15	Utah State	31-40	L
J 16	Utah State	49-35	W
J 22	Montana State	38-32	W
J 23	Montana State	42-37	W
J 29	at Utah	30-45	L
J 30	at Utah	40-41	L
F 5	at Montana State	33-71	L
F 6	at Montana State	45-55	L
F 12	at Utah State	55-45	W
F 13	at Utah State	38-47	L
F 19	Utah	35-43	L
F 20	Utah	36-31	W

Coach: Fred "Buck" Dixon
Record: 17-10

1937-38

DATE	OPPONENT	SCORE	W/L
D 11	Alumni	68-78	L
D 17	at Idaho State	30-38	L
D 18	at Idaho State	32-40	L
D 20	Idaho	40-45	L
D 21	Idaho	47-40	W
D 22	Hastings	47-43	W
D 30	Nevada	49-45	W
J 7	Nevada	42-44	L
J 8	Alumni	59-57	W
J 14	at Denver	63-51	W
J 15	at Colorado	37-54	L
J 21	at Utah State	53-60	L
J 22	Utah	41-48	L
J 28	Colorado State	50-46	W
J 29	Colorado	49-55	L
F 11	at Wyoming	47-61	L
F 12	at Colorado State	39-45	L
F 19	Wyoming	38-49	L
F 25	Utah State	58-50	W
F 26	Denver	74-41	W
M 4	at Utah	43-54	L

Coach: Fred "Buck" Dixon
Record: 8-13



EDWIN R. KIMBALL
Years: 1935-36, 38-41 (4)
Record: 59-38 (.608)



FRED "BUCK" DIXON
Years: 1936-38 (2)
Record: 25-23 (.521)

1938-39

DATE	OPPONENT	SCORE	W/L
D 10	Weber College	37-45	L
D 10	Alumni	43-42	W
D 13	Ecker Studio	55-47	W
D 19	at Montana	50-71	L
D 20	at Montana	54-47	W
D 21	at Montana State	50-46	W
D 22	at Montana State	38-43	L
D 23	at Idaho State	40-17	W
D 24	at Idaho State	34-25	W
D 27	Montana	50-46	W
D 28	vs. Montana	38-45	L
J 7	Utah State	46-54	L
J 13	at Colorado	33-44	L
J 14	at Wyoming	27-35	L
J 20	Utah	40-32	W
J 27	Montana State	69-35	W
F 7	Colorado	35-34	W
F 10	at Colorado State	43-44	L
F 11	at Denver	49-53	L
F 17	Denver	52-34	W
F 18	Wyoming	44-46	L
F 25	Colorado State	91-52	W
M 3	at Utah	47-52	L
M 4	at Utah State	38-53	L

Coach: Edwin R. Kimball
Record: 12-12

1939-40

DATE	OPPONENT	SCORE	W/L
D 9	Weber College	47-43	W
D 9	Alumni	52-54	L
D 15	Idaho State	42-48	L
D 16	Provo Lions	53-41	W
D 16	Idaho State	59-31	W
D 19	at Ricks College	77-49	W
D 20	vs. Oregon State	30-57	L
D 21	vs. Oregon State	47-42	W
D 29	Provo Lions	61-53	W
D 30	at Weber College	70-35	W
J 2	Clark's Ins.	66-53	W
J 5	at Montana State	47-33	W
J 6	at Montana State	58-35	W
J 13	Colorado	47-75	L
J 19	at Colorado State	32-40	L
J 20	at Denver	54-44	W
J 26	Denver	63-48	W
J 27	Wyoming	34-29	W
F 3	Colorado State	62-42	W
F 9	at Utah	39-45	L
F 10	at Utah State	35-55	L
F 17	Utah State	49-43	W
F 23	Utah	52-41	W
M 1	at Colorado	43-64	L
M 2	at Wyoming	50-45	W

Coach: Edwin R. Kimball
Record: 17-8



1940-41

Table with columns: DATE, OPPONENT, SCORE, W/L. Rows include Weber College, Alumni, Idaho State, etc.

Coach: Edwin R. Kimball
Record: 14-9



FLOYD MILLETT
Years: 1941-49 (8)
Record: 104-77 (.575)

1941-42

The beginning of the Floyd Millett era as head coach. In 20 games the Cougars lost just three and posted a 17-3 record for the season.

Table with columns: DATE, OPPONENT, SCORE, W/L. Rows include Weber College, Idaho State, Montana State, etc.

M 7 Utah 42-40 W
Coach: Floyd Millett
Record: 17-3

1942-43

Before losing its last three games BYU enjoyed a run of 12 wins in 13 games. This run helped earn the team a 15-7 record for the season.

Table with columns: DATE, OPPONENT, SCORE, W/L. Rows include Weber College, Alumni, Canisius (OT), etc.

Coach: Floyd Millett
Record: 15-7
Skyline Champions (West)

1943-44

BYU played just five games under Coach Millett and went 3-2. Wins came against Alumni, Canisius and Omaha.

Table with columns: DATE, OPPONENT, SCORE, W/L. Rows include Alumni, Canisius, Long Island, etc.

Coach: Floyd Millett
Record: 3-2

1944-45

This was a season of streaks. The Cougars had two four-game winning streaks and suffered three three-game losing skids.

Table with columns: DATE, OPPONENT, SCORE, W/L. Rows include Alumni, Montana State, Kearns Depot, etc.

F 23 Denver 70-31 W
F 24 Wyoming 34-39 L
M 3 at Utah 52-56 L
M 7 at Utah State 64-37 W

Coach: Floyd Millett
Record: 11-12

1945-46

The Cougars could only manage to put together one significant winning streak of four games and played close to .500 ball the rest of the season.

Table with columns: DATE, OPPONENT, SCORE, W/L. Rows include Alumni, vs. Wyoming, vs. Montana State, etc.

Coach: Floyd Millett
Record: 12-13

1946-47

BYU lost 13 of 17 games to finish the season after a decent 4-3 start. BYU went 1-3 against in-state rivals Utah and Utah State.

Table with columns: DATE, OPPONENT, SCORE, W/L. Rows include Alumni, at Northern Ariz., vs. Arizona State, etc.

Coach: Floyd Millett
Record: 9-16
+ Reno Tournament

1947-48

After a slow start, the team used a 9-1 stretch during the middle of the season to make its final record respectable. The largest margin of victory was 46 points against Ecuador.

Table with columns: DATE, OPPONENT, SCORE, W/L. Rows include Alumni, at Camp Monmouth, at CCNY (OT), etc.

Coach: Floyd Millett
Record: 16-11
Skyline Champion
+ Los Angeles Invitational
National Intercollegiate Tourn. (Kansas City)

1948-49

Joe Nelson scored 15.5 points per game and led the Cougars to a 23-13 record. The team managed just an 11-9 conference mark to finish fourth behind Wyoming, Utah and Denver.

Table with columns: DATE, OPPONENT, SCORE, W/L. Rows include Alumni, at Idaho State, at Idaho State, etc.



F 18	at Utah	49-58	L
F 19	Utah	52-54	L
F 21	Wyoming	50-48	W
F 25	Colorado State	79-49	W
F 26	Colorado State	72-52	W
M 7	vs. N.W. Okla. St.#	79-50	W
M 8	vs. N.W. La. St.#	57-59	L

Coach: Floyd Millet
 Record: 21-13
 + Los Angeles Invitational
 # NAIB Tournament (Kansas City)

1949-50

BYU won its first five games to begin the Stan Watts era. When league play began BYU was the favorite to bring home the championship. The team posted a 14-6 record in the Skyline Conference to finish first. At the NCAA Western Division Playoffs the Cougars ran into a tough Baylor team and lost by one point in the closing seconds. BYU beat UCLA in the second round and headed home bringing the season to a close. Overall the team accumulated a 21-11 record. High scorers on the team were Joe Nelson (14.5 ppg), Roland Minson (12.0 ppg) and Mel Hutchins (11.3 ppg).

DATE	OPPONENT	SCORE	W/L
D 2	at Idaho State	67-44	W
D 3	at Idaho State	83-56	W
D 8	at Regis	53-37	W
D 9	vs. Wyoming	57-54	W
D 10	at Denver	56-54	W
D 13	vs. Culver-Stockton*	69-57	W
D 15	at Pepperdine*	39-45	L
D 16	vs. Gonzaga*	41-46	L
D 29	at Beloit*	61-63	L
D 31	at Toledo*	51-66	L
	at Bowling Green	50-75	L
J 2	at Loyola (Ill.)	54-45	W
J 13	at Wyoming	39-46	L
J 14	at Wyoming	27-53	L
J 16	at Denver	63-45	W
J 20	Denver	55-39	W
J 21	Utah State	71-41	W
J 23	at Utah State	48-47	W
J 28	at Utah	71-51	W
J 30	Utah	61-51	W
F 3	Colorado State	46-42	W
F 4	Colorado State	58-45	W
F 10	at Denver	46-54	L
F 11	at Colorado State	30-40	L
F 13	at Colorado State	46-55	L
F 17	Utah	42-56	L
F 18	at Utah	56-46	W
F 24	at Utah State	60-46	W
F 25	Utah State	63-35	W
M 3	Wyoming	55-44	W
M 4	Wyoming	70-52	W
M 6	Denver	75-50	W
M 24	vs. Baylor#	55-56	L
M 25	vs. UCLA#	83-62	W

Coach: Stan Watts
 Record: 22-12
 Skyline Champion
 * Los Angeles Invitational
 # NCAA (Kansas City)

1950-51

This was one of the most successful teams in BYU history. Winning the conference championship was not enough for this team. The Cougars were invited back to New York City to play in the National Invitation Tournament and brought the NIT Championship home to Provo. Coach Stan Watts, in just his second season at the helm, led his team to a 28-9 record and appeared in two post-season tournaments. The team traveled through South America playing basketball the sum-

mer before the season began. They participated in 12 games and won all 12. When it came time to return the Cougars had no place to play. The Smith Fieldhouse was under construction and home games were played on the University of Utah's floor. The team was known as the "Homeless Cats" during the season. The Cougars finished the year with an overall record (including the South America tour) of 40-9. The 50-51 NIT Championship team consisted of Roland Minson, Russell Hillman, Leon Heaps, Mel Hutchins, Loren Dunn, Kent Durrant, Boyd Jarman, Jerry Romney, Dick Jones, Don Malmrose, Harold Christensen, Harold Montgomery, James Thorn, Wayne Cottle, Ralph Olson, Joe Richey and Bob Craig.

DATE	OPPONENT	SCORE	W/L
N 24	Regis	68-55	W
N 25	Regis	71-58	W
D 2	at Niagara	84-69	W
D 5	at CCNY	69-71	L
D 7	at E. Kentucky	63-58	W
D 9	at Marshall	70-57	W
D 19	Indiana State	75-72	W
D 20	Indiana State	79-58	W
D 27	vs. Utah*	49-58	L
D 29	vs. New Mexico*	64-56	W
D 30	vs. Colorado St.*	77-52	W
J 5	at Denver	53-47	W
J 6	at Denver	41-42	L
J 8	at Wyoming	61-57	W
J 12	at Utah State	72-59	W
J 13	at Utah State	68-72	L
J 19	Wyoming	64-58	W
J 20	Wyoming	65-38	W
J 25	Denver	91-58	W
J 27	Denver	60-44	W
F 2	Utah State	83-57	W
F 3	Utah State	51-42	W
F 8	Colorado State	70-42	W
F 9	Colorado State	65-40	W
F 16	at Utah	73-60	W
F 17	Utah	49-54	L
F 23	at Colorado State	50-45	W
F 24	at Colorado State	60-51	W
F 26	at Wyoming	49-50	L
M 2	at Utah	58-67	L
M 3	Utah	69-50	W
M 12	vs. St. Louis+	75-58	W
M 15	vs. Seton Hall+	69-59	W
M 17	vs. Dayton+	62-43	W
M 21	vs. San Jose St.#	68-61	W
M 23	vs. Kansas State#	54-64	L
M 24	vs. Washington#	67-80	L

Coach: Stan Watts
 Record: 28-9
 Skyline Champion
 * Conference Tournament
 + NIT (New York)
 NIT Champions
 # NCAA (Kansas City)

1951-52

With the help of two five-game winning streaks the Cougars compiled a record of 14-10 (9-5 league) and earned a tie for second place in the conference behind Wyoming. Utah State finished even with the Cougars at 9-5 in the Skyline standings. Had the Cougars managed to beat the Aggies just once during the season they would have earned sole possession of second place. Joe Richey led BYU in scoring with his 14.6 points per game average. Guard Jerry Romney was second on the team with 10.6 points per game.

DATE	OPPONENT	SCORE	W/L
D 1	Arizona	68-62	W
D 3	at Hamline	62-72	L

D 6	at St. John's	52-66	L
D 8	at Niagara	53-48	W
D 10	at Syracuse	58-63	L
D 12	at Toledo	58-57	W
D 21	Santa Clara	64-59	W
D 22	Santa Clara	66-61	W
D 28	vs. Kentucky*	64-84	L
D 29	vs. Villanova*	58-72	L
J 11	Denver	55-51	W
J 12	Montana	80-56	W
J 19	Colorado State	68-47	W
J 24	at Denver	59-53	W
J 26	at New Mexico	72-49	W
F 1	at Utah State	40-57	L
F 2	Utah	48-51	L
F 8	at Montana	50-47	W
F 15	Utah State	69-67	W
F 16	Wyoming	43-48	L
F 23	New Mexico	90-61	W
F 29	at Colorado State	75-65	W
M 1	at Wyoming	49-55	L
M 8	at Utah	50-61	L

Coach: Stan Watts
 Record: 14-10
 * Sugar Bowl Tournament

1952-53

An 11-3 league record was not enough to win the Skyline Conference but did place the Cougars in second behind Wyoming at season's end. Overall BYU accumulated a 22-8 record. Many games were played far away from home, as the Cougars were the most traveled team in the nation covering 18,000 miles. All-American Joe Richey led the team in scoring with 17.6 points per game.

DATE	OPPONENT	SCORE	W/L
N 28	at Idaho State	69-44	W
N 29	at Idaho State	65-47	W
D 5	Cal State-LA	82-49	W
D 6	Cal State-LA	56-37	W
D 12	San Francisco	53-52	W
D 16	Washington State	64-44	W
D 19	at Oregon State	69-66	W
D 20	at Oregon State	65-67	L
D 22	St. Louis	86-69	W
D 27	at E. Kentucky	67-69	L
D 29	vs. Duke*	69-68	W
D 30	vs. Wake Forest*	84-58	W
D 31	at N.C. State*	59-75	L
J 3	at Utah State	72-66	W
J 8	at Denver	55-54	W
J 10	at New Mexico	73-57	W
J 16	at Montana	51-56	L
J 23	Wyoming	71-42	W
J 24	Colorado State	75-47	W
J 30	Montana	91-56	W
J 31	Utah State	77-60	W
F 7	at St. Mary's (Calif.)	78-50	W
F 8	at Santa Clara	64-72	L
F 14	Utah	62-50	W
F 21	at Utah	73-50	W
F 27	at Wyoming	59-63	L
F 28	at Colorado State	57-63	L
M 5	Denver	69-40	W
M 6	New Mexico	61-43	W
M 9	vs. Niagara+	76-82	L

Coach: Stan Watts
 Record: 22-8
 * Dixie Classic
 + NIT (New York)

1953-54

BYU was the most traveled team in the country for the second year in a row. The team covered 18,000 miles during the season—more than any other team in the nation. The miles didn't affect the play of the Cougars to start the season as they rat-

ted off eight consecutive wins to open the year. The travel took its toll later as a sub-par 10-11 stretch had the Cougars finish 18-11 overall. The Cougars played well in league play going 9-5 and finishing in third place. BYU's effort did not go unnoticed, and a trip to the National Invitation Tournament was extended. The trip to New York was too much, and the Cougars fell in the first game to St. Francis 81-68. Dean Larsen led BYU in scoring averaging 15.2 points per game.

DATE	OPPONENT	SCORE	W/L
D 4	Idaho State	70-59	W
D 5	Idaho State	63-50	W
D 11	TCU	59-48	W
D 12	TCU	71-61	W
D 18	Murray State	77-65	W
D 19	Murray State	89-66	W
D 22	San Francisco	68-61	W
D 26	at Manhattan*	75-58	W
D 28	vs. Duquesne*	47-69	L
D 30	vs. La Salle*	62-74	L
J 2	at Bradley	50-77	L
J 5	at St. Louis	74-86	L
J 8	Denver	81-58	W
J 9	New Mexico	76-63	W
J 14	at Utah State	68-73	L
J 16	at Montana	71-62	W
J 22	Montana	62-54	W
J 23	Utah State	75-63	W
J 29	at Washington	89-79	W
J 30	at Washington	51-55	L
F 12	at Wyoming	47-63	L
F 13	at Colorado State	76-77	L
F 19	at Utah	85-76	W
F 20	Utah	64-70	L
F 26	Wyoming	51-42	W
F 27	Colorado State	69-71	L
M 4	at New Mexico	84-79	W
M 6	at Denver	69-57	W
M 8	vs. St. Francis PA+	68-81	L

Coach: Stan Watts
 Record: 18-11
 * Holiday Festival
 + NIT (New York)

1954-55

A 10-4 league record placed the Cougars in second behind Utah in the final Skyline Conference standings. Losing seven of its first 10 games the team found itself in a hole early and fought back to win six of its last eight to earn a 13-13 overall record. "Bones" Pedersen turned in a double-double effort on the season scoring 16.1 points and pulling down 11.3 rebounds per game. Terry Tebbs and John Benson followed Pedersen in scoring with 14.6 and 10.2 points per game respectively. The Cougars have yet to finish below third place in the Skyline Conference.

DATE	OPPONENT	SCORE	W/L
D 4	at Colorado	66-88	L
D 6	at Colorado	46-65	L
D 10	Washington	44-64	L
D 11	Washington (OT)	69-64	W
D 17	Baylor	78-66	W
D 18	Baylor	66-67	L
D 22	Michigan	70-60	W
D 30	at W. Kentucky	78-89	L
J 1	at Murray St. (OT)	85-86	L
J 4	at Manhattan	75-78	L
J 6	at New Mexico	92-62	W
J 8	at Denver	90-68	W
J 14	Montana	92-68	W
J 15	Utah State	58-62	L
J 21	at Colorado State	74-68	W
J 22	at Wyoming	60-68	L
J 28	at Oregon	71-82	L



J 29	at Oregon	76-81	L
F 11	Utah (OT)	76-74	W
F 12	at Utah	71-78	L
F 17	at Utah State	71-76	L
F 19	at Montana	63-62	W
F 25	Colorado State	94-65	W
F 26	Wyoming	75-62	W
M 4	Denver	78-62	W
M 5	New Mexico	74-48	W

Coach: Stan Watts
Record: 13-13

1955-56

Two back-to-back-wins over UCLA got the season off on the right foot as the Cougars won 11 of their first 14 games. The team went just 7-5 over the remainder of the schedule and finished at 18-8 (10-4 conference). The season's performance earned BYU second place in the Skyline standings behind the University of Utah. Add to the list of accomplishments the team's 2-0 record at the Motor City Tournament in Detroit, Michigan. Guard Terry Tebbs was top scorer for the season averaging 19.5 points per game. Center Herschel "Bones" Pedersen added 14.5 points and grabbed 12 rebounds per game. The Cougars outrebounded their opponents by 177 boards and outscored foes by over 10 points per game.

DATE	OPPONENT	SCORE	W/L
D 2	UCLA	75-58	W
D 3	UCLA	67-65	W
D 9	Oregon	72-61	W
D 10	Oregon	83-52	W
D 16	Colorado	70-53	W
D 17	Colorado	84-53	W
D 21	at N. Carolina St.	81-95	L
D 22	at Wake Forest	80-86	L
D 27	vs. Toledo*	89-70	W
D 28	at Detroit*	99-77	W
D 30	at Michigan	79-80	L
J 6	at Montana	73-64	W
J 13	Colorado State	61-49	W
J 14	Wyoming	74-48	W
J 21	Oklahoma City	60-62	L
J 28	at Utah State	56-63	L
F 3	New Mexico	87-53	W
F 4	Denver	81-65	W
F 9	Utah State	92-62	W
F 11	at Utah	63-82	L
F 17	at Colorado State	59-70	L
F 18	at Wyoming	78-67	W
F 24	Utah	77-82	L
F 25	Montana	95-73	W
M 1	at New Mexico	75-69	W

M 3	at Denver	96-86	W
-----	-----------	-------	---

Coach: Stan Watts
Record: 18-8
* Motor City Tournament

1956-57

The Cougars lost four of five to begin the season, but a one-point victory over UCLA sparked the team to a great finish. BYU won 15 of its next 17 games and turned in a 19-9 record for the year. An 11-3 league record landed the Cougars in first place in the Skyline Conference and sent them to NCAA postseason play. A first-round loss to California in the Western Regional was avenged by a 65-54 win over Idaho State. Seniors Tom Steinke and John Benson led the team in scoring. Steinke averaged 19.7 points per game and Benson recorded 18.4 points and 11.3 rebounds per game.

DATE	OPPONENT	SCORE	W/L
N 20	Oregon State	55-62	L
D 1	Washington	70-66	W
D 6	at Iowa State	48-57	L
D 8	at Michigan State	61-79	L
D 14	at UCLA	69-74	L
D 15	at UCLA	59-58	W
D 21	Bowling Green	73-56	W
D 22	Bowling Green	78-69	W
D 26	at St. John's*	89-75	W
D 28	vs. Notre Dame*	66-91	L
D 29	vs. Ohio State	84-78	W
J 4	Montana	85-68	W
J 11	at Colorado State	66-61	W
J 12	at Wyoming	82-71	W
J 18	at Utah State	75-76	L
J 25	Utah State	93-76	W
J 26	St. Mary's (Calif.)	69-65	W
F 2	at Denver	74-65	W
F 4	at New Mexico	73-60	W
F 10	Utah	81-77	W
F 15	Colorado State	81-66	W
F 16	Wyoming	69-47	W
F 21	at Utah	66-88	L
F 23	at Montana	63-71	L
M 1	New Mexico	67-41	W
M 2	Denver	65-51	W
M 15	vs. California#	59-86	L
M 16	vs. Idaho State#	65-54	W

Coach: Stan Watts
Record: 19-9
Skyline Champion
* Holiday Festival Tournament
NCAA (Corvallis)

1957-58

The team finished 9-5 in league play and earned second place in the Skyline Conference. The University of Wyoming was the top team in the league going 10-4 against conference opponents, but finished the season with a sub-.500 record overall at 13-14. BYU tied with Utah and Colorado State for second place. Forward John Nicholls was the only player to average double figures in scoring at 17.8 points per game. He pulled down 11.8 rebounds per game, which also led the team.

DATE	OPPONENT	SCORE	W/L
D 6	at Washington	45-43	W
D 7	at Washington	52-63	L
D 12	Iowa State	45-54	L
D 14	Portland	63-54	W
D 21	Oregon	55-63	L
D 23	Oregon	76-79	L
D 28	at Tennessee	68-83	L
	at Alabama	74-77	L
J 2	at Vanderbilt	56-89	L
J 3	at Loyola (L.A.)	90-84	W
J 10	Montana	69-71	L
J 11	at Montana State	64-80	L
J 17	Colorado State	90-80	W
J 18	Wyoming	62-50	W
J 24	at Utah	81-67	W
J 31	at Utah State	67-55	W
F 1	Montana State	67-53	W
F 7	New Mexico	66-53	W
F 8	Denver	72-60	W
F 15	Utah State	69-66	W
F 21	at Wyoming	46-74	L
F 22	at Colorado State	49-74	L
F 27	Utah	56-74	L
M 1	Montana	81-73	W
M 6	at Denver	57-65	L
M 8	at New Mexico	77-54	W

Coach: Stan Watts
Record: 13-13

1958-59

A 6-2 start to the season looked promising, but a three-game losing skid gave the Cougars a 6-5 record through the first 11 games. The team fought back and finished with a 15-11 record for the season. BYU ended the season in fourth place in the Skyline Conference behind Utah, Utah State and Denver. The Cougars had five players that averaged double figures in scoring, led by top scorer Bob Skousen with 17.7 points per game.

DATE	OPPONENT	SCORE	W/L
D 3	at Portland	77-72	W
D 5	at Oregon (OT)	75-79	L
D 6	at Oregon	67-71	L
D 12	Washington State	72-59	W
D 15	Kansas State	77-68	W
D 19	Santa Clara	80-59	W
D 20	Santa Clara	75-65	W
D 22	St. Mary's (Calif.)	72-67	W
D 27	vs. Dartmouth*	75-88	L
D 29	vs. Seton Hall* (OT)	80-82	L
J 1	at Ohio State	81-100	L
J 3	at Dayton	70-62	W
J 10	Montana	82-59	W
J 16	at Colorado State	62-72	L
J 17	at Wyoming	73-71	W
J 23	Utah	56-70	L
J 30	Utah State	77-54	W
F 5	at New Mexico	85-77	W
F 7	at Denver	90-101	L
F 14	at Utah State	67-74	L
F 20	Wyoming	78-43	W
F 21	Colorado State	88-63	W
F 26	Utah (OT)	74-76	L
F 28	at Montana	68-93	L

M 6	Denver	72-67	W
M 7	New Mexico	92-62	W

Coach: Stan Watts
Record: 15-11
* Queen City Invitational

1959-60

The Cougars could not manage to put two consecutive wins together all season and finished the year 8-17 (5-9 conference). With losing streaks of five games and four games the team never got on track and found itself in fifth place in the conference at season's end. Dave Eastis set a school record with his 20.1 points per game average. His mark, along with 10.2 rebounds per game, led the team. He also set a single game scoring mark with 44 points against New Mexico on February 5, 1960.

DATE	OPPONENT	SCORE	W/L
D 4	Washington	54-52	W
D 5	Washington	52-60	L
D 11	at UCLA	42-62	L
D 12	at So. California	61-79	L
D 18	at Kansas State	55-86	L
D 19	at Kansas	64-96	L
D 21	Michigan State	79-75	W
D 22	Ohio State	79-91	L
D 28	at Miami (Fla.)	93-110	L
D 29	vs. Florida	74-65	W
J 2	at Loyola (La.) (OT)	76-84	L
J 9	at Montana	63-58	W
J 15	Colorado State	51-53	L
J 16	Wyoming	73-52	W
J 22	at Utah	69-76	L
J 29	at Utah State	53-84	L
F 5	New Mexico	95-67	W
F 6	Denver	66-86	L
F 13	Utah State	64-75	L
F 19	at Wyoming	75-70	W
F 20	at Colorado State	53-65	L
F 25	Utah	75-87	L
F 27	Montana	67-87	L
M 3	at Denver	68-88	L
M 5	at New Mexico	75-69	W

Coach: Stan Watts
Record: 8-17

1960-61

A 9-5 conference record (15-11 overall) earned BYU a third-place finish in the league behind Utah and Colorado State. After going just 5-6 in its first 11 games the team put it together and went 10-5 to close out the season. The Cougars averaged 73.9 points per game and set a new school record with 112 points in the contest with Miami (Fla.). Gary Earnest led the team in scoring with 16.5 points per game. Center Dave Eastis was second with 14.9 points per game, and Bruce Burton chipped in 10.9 per game.

DATE	OPPONENT	SCORE	W/L
D 2	at Washington	65-63	W
D 3	at Washington	54-74	L
D 9	Oklahoma	56-60	L
D 10	Miami (Fla.)	112-80	W
D 12	TCU	74-65	W
D 15	Memphis State	72-75	L
D 17	New Mexico State	65-69	L
D 20	Kansas	80-70	W
D 22	Kent State	66-51	W
D 27	at Louisville	67-95	L
D 29	vs. Citadel*	83-94	L
D 30	vs. Louisiana St.*	67-57	W
J 7	Montana	74-66	W
J 13	at Colorado State	49-73	L
J 14	at Wyoming	71-79	L
J 20	Utah	91-86	W
J 27	Utah State	75-57	W



STAN WATTS

Years: 1949-72 (23)
Record: 371-254 (.594)

Watts coached the Cougars for 23 years before stepping down to take on the role of Athletic Chairman in 1972. His teams won two NIT titles ('51 and '66) and eight conference championships. His overall record was 371-254. Watts was the president of the National Association of Basketball Coaches (1969-70) and a member of the NCAA rules committee. He coached football, baseball, track and basketball while

at BYU. Watts was inducted into the Basketball Hall of Fame in Springfield, Mass., on March 6, 1986, making him the first Cougar to receive the prestigious honor.



F 2	at New Mexico	97-76	W
F 4	at Denver	89-60	W
F 13	at Utah State	73-94	L
F 17	Wyoming	89-80	W
F 18	Colorado State	58-65	L
F 23	at Utah	80-95	L
F 25	at Montana	72-64	W
M 3	Denver	74-67	W
M 4	New Mexico	70-65	W

Coach: Stan Watts
Record: 15-11
* Poinsettia Tournament

1961-62

The Cougars began the season with two impressive home wins against UCLA, 68-66 and 86-83. The team then lost three of its next four games on the road and never got going after that. BYU finished the season with a 10-16 record going 5-9 in conference play. High attendance marks were set in the Fieldhouse against in-state rivals Utah State (10,656 fans) and Utah (10,434). The Cougars fell in both games and lost in Logan and Salt Lake City going 0-4 against Utah opponents. Big men Bob Skousen and Bruce Burton led the team in scoring with 15.9 and 14.0, respectively.

DATE	OPPONENT	SCORE	W/L
D 1	UCLA	68-66	W
D 2	UCLA	86-83	W
D 8	at Santa Clara	53-64	L
D 9	at Santa Clara	55-72	L
D 15	at Oklahoma State	44-61	L
D 16	at Oklahoma	81-74	W
D 18	Air Force	66-68	L
D 20	San Jose State*	54-60	W
D 22	Pacific	69-67	W
D 27	at New Mexico St.	64-70	L
D 29	at Arizona	58-60	L
D 30	at Arizona State	54-94	L
J 6	at Montana	63-59	W
J 12	Wyoming	73-63	W
J 13	Colorado State	69-75	L
J 23	at Utah	89-94	L
J 26	at Utah State	69-88	L
F 2	Denver	98-73	W
F 3	New Mexico	76-74	W
F 10	Utah State	70-80	L
F 15	at Colorado State	65-73	L
F 17	at Wyoming	71-87	L
F 22	Montana	80-66	W
F 24	Utah	101-106	L
M 1	at New Mexico	70-80	L
M 3	at Denver	88-91	L

Coach: Stan Watts
Record: 10-16
* SJSU forfeited game

1962-63

The best way to describe the 62-63 team is streaky. After winning its first game of the season 80-75 over Oregon, BYU went on a five-game losing streak followed by four straight wins. The Cougars hit another five-game skid before winning six of the next seven contests. The last four games of the season handed the team three more losses and a final record of 12-14. Senior Bruce Burton led the team in both scoring and rebounding. He scored 17.1 points and grabbed 10.4 rebounds per game. The team was outscored and out-rebounded by its opponents. All five of BYU's top scorers graduated at the end of the season.

DATE	OPPONENT	SCORE	W/L
N 30	at Oregon	80-75	W
D 1	Oregon	62-80	L
D 7	Oklahoma City	71-79	L
D 8	Oklahoma City	61-70	L

D 14	Wichita State	61-67	L
D 15	Wichita State (OT)	89-91	L
D 21	Baylor	79-65	W
D 22	Baylor	75-57	W
D 26	at La Salle*	84-73	W
D 28	vs. Providence*	81-78	W
D 29	at St. Joseph's*	64-76	L
D 31	at Ohio State	91-97	L
J 2	at Memphis State	76-99	L
J 5	at Utah State	58-69	L
J 11	at Arizona State	84-89	L
J 12	at Arizona	80-75	W
J 19	Utah	71-53	W
J 26	Utah State	67-70	L
F 2	Montana	83-80	W
F 8	New Mexico	76-73	W
F 9	Wyoming	89-77	W
F 15	Arizona	77-72	W
F 16	Arizona State	87-104	L
F 23	at Utah	100-106	L
F 28	at Wyoming	80-76	W
M 2	at New Mexico	59-84	L

Coach: Stan Watts
Record: 12-14
* Quaker City Tournament

1963-64

This season was one of ups and downs for the Cougars. The team began the season in Los Angeles with two games against UCLA and USC. The first ended in a disaster with the Bruins winning by 42 points on their home floor. BYU turned things around the next game and beat the Trojans 74-67. The rest of the season followed the same trend. After losing three of its first four games the team then won four straight to run its record to 5-3. The Cougars then lost eight of their next 11 games before winning four of five to close the season and finish above .500. BYU finished with an overall record of 13-12 and earned third place in the conference going 5-5. Five players averaged double figures in scoring led by center John Fairchild with 20.3 points per game. Following Fairchild were Bob Quinney (13.6), Mike Gardner (12.4), Dick Nemelka (10.8) and Steve Kramer (10.2). The BYU freshman team went undefeated on the season winning all 14 of its games. They averaged 109 points per game as a team.

DATE	OPPONENT	SCORE	W/L
D 6	at UCLA	71-113	L
D 7	at So. California	74-67	W
D 12	Oklahoma State	64-71	L
D 14	Air Force	61-65	L
D 20	Rice	89-78	W
D 23	Michigan State	95-90	W
D 27	vs. Seattle*	77-74	W
D 28	vs. Oregon*	80-70	W
D 30	vs. Oregon State	58-68	L
J 2	at Montana	89-65	W
J 4	at Montana State	96-83	W
J 10	New Mexico	57-59	L
J 11	Wyoming	96-91	W
J 18	at Denver	65-71	L
J 25	at Utah State	90-105	L
J 31	Utah State	73-90	L
F 1	Denver	57-56	W
F 8	at Utah	89-91	L
F 14	at Arizona State	85-110	L
F 15	at Arizona	67-80	L
F 22	Utah	75-72	W
F 28	Arizona State	106-90	W
F 29	Arizona	84-71	W
M 5	at New Mexico	80-84	L
M 7	at Wyoming	96-90	W

Coach: Stan Watts
Record: 13-12
* Far West Classic

1964-65

BYU went 21-7 and was the undisputed WAC Champion, the first conference crown since 1957. At one point the Cougars had won 17 consecutive home games. The streak came to an end in the NCAA Regionals against UCLA in Provo. BYU had one of the most high-powered offenses in the country and finished second to Miami (Fla.) in scoring with an average of 94.3 points per game. Prior to the regional playoffs the Cougars had only lost to four teams--Wichita, DePaul, Arizona and New Mexico. Three of those teams reached postseason play. Center John Fairchild was voted WAC Player of the Year. He led the team in scoring (21.5 ppg) and rebounding (12.4 rpg). Steve Kramer set a new school record with a .533 shooting percentage. Bob Quinney set a new free-throw mark at 90 percent.

DATE	OPPONENT	SCORE	W/L
D 4	Oregon	99-70	W
D 5	Oregon	98-79	W
D 11	at Wichita State	76-93	L
D 12	at Wichita State	65-81	L
D 18	Santa Clara	102-82	W
D 19	Santa Clara	109-80	W
D 22	Ohio State	112-71	W
D 28	vs. Creighton*	109-74	W
D 29	vs. DePaul*	75-84	L
D 30	vs. Xavier*	115-103	W
J 6	Seattle	92-72	W
J 9	at Utah State	99-90	W
J 15	at Arizona	73-75	L
J 16	at Arizona State	111-102	W
J 23	Utah	98-67	W
J 29	at Air Force	110-77	W
J 30	at Denver	96-85	W
F 4	Marquette	91-64	W
F 6	Utah State	89-80	W
F 11	at Wyoming	96-94	W
F 13	at New Mexico	70-89	L
F 20	at Utah	108-99	W
F 26	Arizona	92-88	W
F 27	Arizona State	104-91	W
M 5	Wyoming	102-87	W
M 6	New Mexico	70-67	W
M 13	UCLA#	76-100	L
M 14	Oklahoma City#	102-112	L

Coach: Stan Watts
Record: 21-7
WAC Champion
* All College Tournament
NCAA (Provo)

1965-66

Three consecutive wins (vs. Temple, Army and NYU) in New York City at the National Invitation Tournament earned the Cougars and coach Stan Watts the NIT Championship. The title was the second in school history. BYU won 20 games (20-5) despite having just 22 games on the regular season schedule. A 6-5 conference record was good enough for second place in the WAC behind Utah. All-American Dick Nemelka set a new school record with his 24.0 points per game average; his mark was tops on the squad. As a team, the Cougars outscored (95.5-82.9 avg.), outrebounded (53.8 to 49.3) and outshot (50% to 40%) their opponents for the second year in a row. The average attendance was 10,157 fans per game.

DATE	OPPONENT	SCORE	W/L
D 3	Illinois	109-98	W
D 4	Houston	111-82	W
D 10	at Americas (exh.)	123-66	W
D 17	at Santa Clara	103-85	W
D 18	at Santa Clara	87-79	W
D 21	St. Joseph's	103-83	W

D 27	at La Salle	69-71	L
D 29	vs. St. Bonaventure	99-87	W
D 30	vs. Cornell	105-92	W
J 7	Arizona State	95-81	W
J 8	Arizona	87-74	W
J 13	at New Mexico	78-81	L
J 15	at Wyoming	101-107	L
J 22	Utah State	115-81	W
F 5	at Utah	94-93	W
F 11	at Utah State	96-88	W
F 12	Denver	102-76	W
F 18	at Arizona State	94-101	L
F 19	at Arizona	62-76	L
F 25	New Mexico	89-60	W
F 26	Wyoming	98-90	W
M 5	Utah	115-100	W
M 14	vs. Temple+	90-78	W
M 17	vs. Army+	66-60	W
M 19	vs. NYU+	97-84	W

Coach: Stan Watts
Record: 20-5
+ NIT (New York)
NIT Champions

1966-67

A preseason poll of conference coaches did not show much respect for the 66-67 Cougar team. But the team earned a share of the conference championship. Eight of BYU's opponents qualified for post-season play in either the NCAA or NIT. Five seniors played their final season at BYU. All were a part of the 1966 NIT Championship team. Center Craig Raymond led the team in scoring and rebounding with 14.2 points and 7.6 rebounds per game.

DATE	OPPONENT	SCORE	W/L
D 2	New Mexico State	97-66	W
D 9	Denver	87-64	W
D 10	St. Mary's (Calif.)	108-57	W
D 16	at Seattle (OT)	83-85	L
D 17	at Oregon State	76-92	L
D 20	Loyola (Ill.)	113-98	W
D 26	vs. St. Joseph's*	61-67	L
D 27	vs. St. Bonaventure*	96-84	W
D 30	at St. John's*	73-76	L
J 2	at Marquette	70-81	L
J 6	Utah State	92-66	W
J 13	at Arizona	77-64	W
J 14	at Arizona St. (OT)	78-74	W
J 20	Wyoming	97-75	W
J 21	New Mexico	89-73	W
J 28	vs. UTEP	76-85	L
F 4	at Utah State	88-113	L
F 11	at Utah	64-62	W
F 17	Utah	61-60	W
F 23	at New Mexico	75-97	L
F 25	at Wyoming	56-67	L
M 3	Arizona State	110-93	W
M 4	Arizona	70-58	W
M 11	vs. Wyoming	63-70	L

Coach: Stan Watts
Record: 14-10
WAC Champion-tie
* Holiday Festival

1967-68

The Cougars played 27 games before the 67-68 season even began. A tour of the Orient-Pacific gave the team foreign exposure and a chance to play a lot of basketball. Three weeks after returning home the team was back on the court preparing for the upcoming season. A tired Cougar team finished the year with a 13-12 record. BYU lost its last two games and slipped into a three-way tie for fourth place in the conference. The road was not kind as 10 of the 12 losses came away from home. The Cougars did run into some tough competition playing the likes of Houston (27-0),



Oklahoma City (19-6) and New Mexico (23-3). Center Jim Eakins ended his senior season as the WAC's leading rebounder pulling down just over 12 per game. He also scored 14.8 points per game, which was second to Kari Liimo's 17.0 points per contest. The Cougars drew over 100,000 fans for the fifth consecutive season.

Table with columns: DATE, OPPONENT, SCORE, W/L. Lists season results from 1968-69 to 1997-98.

Coach: Stan Watts
Record: 13-12
* All College Tournament

1968-69

A strong home record of 11-1 helped the Cougars earn a share of their third WAC title in the league's seven-year existence. A poor road mark of 5-11 evened out the number of home wins, and the team turned in a 16-12 resume for the 68-69 season. BYU earned the right to represent the WAC in the NCAA Far West Regionals by winning a playoff game against Wyoming 95-82. A first-round loss to New Mexico State (74-62) in Logan brought the season to a close. Six players averaged double figures in scoring, which provided a balanced attack. Doug Howard, Paul Ruffner and Kari Liimo each scored over 15 points per game. Guard Lynn Parsons added 11.4 per game, while Marty Lythgoe and Scott Warner each chipped in 10 per contest.

Table with columns: DATE, OPPONENT, SCORE, W/L. Lists season results for 1968-69.

Table with columns: DATE, OPPONENT, SCORE, W/L. Lists season results for 1969-70.

Coach: Stan Watts
Record: 16-12
WAC Champion-tie
* Cable Car Classic
^ Far West Classic
NCAA (Las Cruces)

1969-70

Social tension and demonstration resulted from the University of Wyoming's "Black 14" protest during the 1969 football season. Schools in the conference claimed that BYU and the church discriminated against blacks, and many teams refused to play the Cougars. The protest efforts continued during the basketball months, and BYU's team found themselves right in the middle of it. The worst incident came against Colorado State in Ft. Collins, Colorado. Angry students stormed the floor and threw objects at the court—including a flaming molotov cocktail. The bottle reached the floor but did not break. The cocktail was extinguished before it could do any damage. This activity followed the Cougars throughout the season but the team continued to play. With preoccupied minds the team managed to go just 8-18 and finished second-to-last in the conference with a WAC record of 4-10. Coach Stan Watts' teams were known in the past for being tough to beat at home—losing just five games in five seasons in Provo. This year's team went just 6-6 in the Smith Fieldhouse. Senior guard Doug Howard was the top scorer dropping in 18.2 points per game. Senior Paul Ruffner finished his last season by averaging a double-double for BYU with 17.7 points and 10 rebounds per game.

Table with columns: DATE, OPPONENT, SCORE, W/L. Lists season results for 1969-70.

Coach: Stan Watts
Record: 8-18
* Quaker City Tournament

1970-71

The Cougars compiled a 12-0 home record and went 10-4 in conference play to win the WAC Championship and qualify for NCAA postseason

play. A first-round game against Utah State resulted in a victory but the luck stopped there. BYU ran into eventual NCAA champion UCLA and lost 91-73. A loss to Pacific by three in the next game ended the Cougars' run. The team went 18-11 overall. Many of those wins came without the direction of head coach Stan Watts who underwent surgery during the latter part of the season. Assistants Glenn Potter and Pete Witbeck led the team that won eight of its last 11 games. A big win for the Cougars came against nationally ranked Villanova, 102-93, in the Rainbow Classic in Honolulu. Sixth-man, 6-foot-8 sophomore Jay Bunker, scored 27 points and grabbed 17 rebounds in the upset. Five players averaged double figures in scoring, led by Bernie Fryer (19.2). Steve Kelly (17.9), Kresimir Cosic (15.0), Jim Miller (11.9) and Phil Tollestrup (11.5) were the other four. BYU was 4-1 against in-state rivals.

Table with columns: DATE, OPPONENT, SCORE, W/L. Lists season results for 1970-71.

Coach: Stan Watts
Record: 18-11
WAC Champion
* Rainbow Classic
NCAA (Salt Lake City)

1971-72

The final season of the Stan Watts era saw the Cougars move from the Smith Fieldhouse to the new Marriott Center. Watts' team posted a 21-5 record, going an impressive 12-2 in the WAC. The conference mark was the best by any team in the league's history. The Cougars spent most of the season climbing up the national rankings and found themselves ranked ninth at season's end. BYU shattered the old single-game attendance record of 16,128 set by Illinois in 1971. The new record was set in the final game, which drew 22,985 fans; the season average was 21,818. The Cougars were led by 6-foot-11 center Kresimir Cosic who was first on the team in scoring with 22.3 points per game and rebounding with 12.8 rebounds per game. Senior guard Bernie Fryer was the floor general and chipped in 18.2 points per game. Both were named to the All-WAC team. The Cougars' season ended when they were knocked out of the NCAA Tournament by Long Beach 95-90 in Pocatello.

Table with columns: DATE, OPPONENT, SCORE, W/L. Lists season results for 1971-72.

Coach: Stan Watts
Record: 21-5
WAC Champion
* BYU Basketball Classic
^ Jayhawk Classic
+ Old Dominion Classic
NCAA (Pocatello)

1972-73

The Cougars enjoyed win streaks of six games and nine games during the season on their way to posting a 19-7 overall record and 9-5 mark in the WAC. BYU tied for second place in the conference and was left out of postseason play. The NCAA committee ruled that had BYU won the conference championship it would still not be invited to the "big dance" citing eligibility issues with All-American Kresimir Cosic. The WAC cleared his eligibility, but NCAA officials did not oblige. Cosic led the team in scoring with a 20.2 average and was named to the All-WAC team. It marked the fourth time in the 11-year history of the WAC that a player was named to the team as a sophomore, junior and senior. The Cougars' balanced attack was key as all five starters averaged in double figures (Cosic 20.2, Doug Richards 15.9, Belmont Anderson 13.0, Moni Sarkalahti 11.7 and Brian Ambrozich 10.7).

Table with columns: DATE, OPPONENT, SCORE, W/L. Lists season results for 1972-73.



F 17	New Mexico	66-76	L
F 23	at Arizona State	90-86	W
F 24	at Arizona	94-100	L
M 3	at Utah	71-86	L

Coach: Glenn Potter

Record: 19-7

* All College Tournament

1973-74

Senior guard Doug Richards provided most of the season's entertainment on last-second buzzer-beaters to open and close the season. The first was a 77-76 home win against Weber State in the opener. The other heroic effort came against Colorado State in a 70-69 win in the season finale. Richards averaged 20.3 points per game, and Belmont Anderson added 14.4 per game. The Cougars finished the season sixth in the WAC with a conference record of 6-8 and were 11-15 overall. The schedule was not favorable as the Cougars found themselves away from home often to begin the season. One stretch put the team on the road in 12 of 13 games and handed the squad eight losses in 13 contests. BYU enjoyed the highest conference attendance drawing an average of 16,251 fans per game.

DATE	OPPONENT	SCORE	W/L
N 30	Weber State	77-76	W
D 1	Idaho State	83-82	W
D 7	at New Mexico St.	72-78	L
D 8	at New Mexico St.	74-93	L
D 13	at Denver	97-87	W
D 15	at Kansas State	85-95	L
D 17	at Creighton in Omaha	86-99	L
D 22	Utah State	86-87	L
D 26	vs. Indiana*	52-96	L
D 28	vs. Army*	81-72	W
D 29	vs. West Virginia*	85-83	W
J 4	at UTEP	62-58	W
J 5	at New Mexico	75-84	L
J 12	at Utah	86-104	L
J 19	at Utah State	86-93	L
J 25	Arizona State	89-71	W
J 26	Arizona	91-93	L
J 31	at Colorado State	52-69	L
F 2	at Wyoming (OT)	78-75	W
F 7	New Mexico	77-96	L
F 9	UTEP	56-54	W
F 16	Utah	74-89	L
F 21	at Arizona	90-118	L
F 23	at Arizona State	77-100	L
F 28	Wyoming	74-62	W
M 2	Colorado State	70-69	W

Coach: Glenn Potter

Record: 11-15

* Far West Classic

1974-75

The Cougars' young team and lack of experience was evident. With only two seniors on the squad—Grig Clawson and Greg Snow—the young players were called on often. Forward Brian Frishman, who was suspended the last three games of the season, led all scorers with 15.4 points per game. Sophomore Jay Cheesman added 14.6 per game, and Mark Handy led the team in rebounds with 9.1 per game; his high came against Wyoming when he grabbed 23 boards in a three-point victory. Highlights for the Cougars came in a 65-54 upset of nationally ranked UTEP and a 96-78 win over New Mexico, snapping a long win streak for the Lobos. Head coach Glenn Potter resigned at the end of the season after a 12-14 record and a 5-9 WAC mark. UCLA assistant coach Frank Arnold was hired as Potter's replacement.

DATE	OPPONENT	SCORE	W/L
N 29	Texas	80-72	W
D 6	at Weber State	63-76	L
D 7	Wichita State	69-80	L
D 13	at San Francisco	84-103	L
D 14	at Seattle	85-72	W
D 20	Rhode Island	82-49	W
D 21	Denver	90-89	W
D 28	Utah State	79-83	L
D 30	Bradley	100-87	W
D 31	Davidson	90-76	W
J 4	NE Louisiana	100-81	W
J 10	Arizona State	80-110	L
J 11	Arizona	66-83	L
J 18	at Utah	73-91	L
J 24	at UTEP	60-86	L
J 25	at New Mexico	96-78	W
F 1	at Utah State	84-92	L
F 7	Colorado State	88-75	W
F 8	Wyoming	75-73	W
F 14	at Arizona	81-97	L
F 15	at Arizona State	79-99	L
F 22	Utah	73-79	L
F 28	New Mexico (OT)	72-77	L
M 1	UTEP	65-54	W
M 7	at Wyoming	67-64	W
M 8	at Colorado State	81-92	L

Coach: Glenn Potter

Record: 12-14

1975-76

First-year coach Frank Arnold matched the output of his predecessor with an identical overall record of last season at 12-14 (10-4 WAC, 5th place). Four of the Cougars' losses were by a combined margin of five points. Well-played games against WAC-champion Arizona were a bright spot for the Cougars. A one-point-loss to the Wildcats in Tucson was avenged by a five-point-victory in

Provo. An injury-plagued season hampered BYU as three key players missed action at some point—Terry Gugat, Veryl Law and Mark Handy. Gugat eventually left the team. Jay Cheesman was solid in the middle all season leading the team in scoring (17.6 ppg) and rebounding (8.9 rpg). Transfer Verne Thompson was also a key contributor; he added 14.5 points per game and 7.0 rebounds per game.

DATE	OPPONENT	SCORE	W/L
D 4	at Pacific	66-71	L
D 6	at Pacific	89-62	W
D 12	Long Beach State*	84-76	W
D 13	St. John's*	65-78	L
D 17	at Utah State	76-87	L
D 19	Nevada-Reno	85-76	W
D 20	Weber State	89-80	W
D 22	at New Mexico St.	79-90	L
D 29	vs. Texas ^ (OT)	91-86	W
D 30	at Old Dominion ^	80-77	W
J 2	at Niagara	60-75	L
J 10	Utah State	73-75	L
J 16	at Arizona	78-79	L
J 17	at Arizona State	68-83	L
J 24	Utah	74-76	L
J 30	New Mexico	81-67	W
J 31	UTEP	56-57	L
F 6	at Wyoming	94-80	W
F 7	at Colorado State	84-93	L
F 13	Arizona State	93-89	W
F 14	Arizona (OT)	79-74	W
F 21	at Utah	84-83	W
F 26	at UTEP	50-51	L
F 28	at New Mexico	74-79	L
M 5	Colorado State	81-85	L
M 6	Wyoming	82-60	W

Coach: Frank Arnold

Record: 12-14

* Cougar Classic

^ Old Dominion Classic

1976-77

The Cougars began the season with an impressive 18-point win over Idaho State and then won the Cougar Classic with two starters sidelined by injuries. On the season BYU finished 12-15 and 4-10 (7th place) in the conference. The team included two sets of brothers—Vance and Veryl Law and Jay and Larry Cheesman. Vance Law played out the season and then decided to concentrate on his baseball career. He was the MVP of the Cougar Classic and averaged nine points per game. Jay Cheesman led the team in scoring at 15.9 points per game. He was the top scorer in ten games including his best game against New Mexico where he had 34 points and nine rebounds. One league highlight included a 33-point win over Wyoming. Cheesman had a double-double in the game with 25 points and 10 rebounds. Forward Verne Thompson averaged 15.2 points per game, and Mark Handy chipped in 11.5 a game.

DATE	OPPONENT	SCORE	W/L
N 26	Idaho State	102-84	W
N 27	at Weber State	75-96	L
D 1	Boise State	76-75	W
D 4	at Utah State (OT)	93-95	L
D 10	Seattle*	91-65	W
D 11	Niagara*	65-52	W
D 18	at Davidson	89-61	W
D 20	at North Carolina	93-113	L
D 22	at Wichita State	63-69	L
D 27	vs. St. Joseph's ^	68-56	W
D 29	at Oklahoma City ^	68-78	L
D 30	vs. California ^	75-70	W
J 8	Utah State	85-77	W
J 14	Colorado State	41-49	L

J 15	Wyoming	97-64	W
J 20	at Arizona St. (OT)	84-86	L
J 22	at Arizona	85-113	L
J 27	UTEP	54-62	L
J 29	New Mexico	65-73	L
F 5	at Utah	61-81	L
F 10	at Wyoming	82-72	W
F 12	at Colorado State	67-78	L
F 17	Arizona	62-64	L
F 19	Arizona State	65-84	L
F 25	at New Mexico	88-80	W
F 26	at UTEP	65-63	W
M 5	Utah	54-67	L

Coach: Frank Arnold

Record: 12-15

* Cougar Classic

^ All College Tournament

1977-78

A young team and many injuries resulted in a 12-18 record, but a fourth-place conference finish was a pleasant surprise after being picked seventh. BYU played more games (30) than any other Cougar team in 25 years. Eight of the season's opponents advanced to postseason play (UCLA, Cal-Fullerton, Utah State, North Carolina, Rhode Island, Weber State, New Mexico and Utah). The Cougars lost five games by two points or less, which provided many exciting finishes. BYU had an increase in attendance at the Marriott Center drawing 17,171 fans per game. Freshman Danny Ainge led the team in scoring with 21.1 points per game, the highest average since Kresimir Cosic. Ainge became the highest scorer in a single season with 632 points.

DATE	OPPONENT	SCORE	W/L
N 26	at UCLA	73-75	L
N 28	Long Beach State	100-91	W
N 29	at Nevada-Reno	66-100	L
D 3	at Idaho State	87-94	L
D 9	Montana*	72-76	L
D 10	Cal-St. Fullerton*	75-80	L
D 14	McNeese State	78-68	W
D 16	at Illinois	74-81	L
D 17	at Bradley	86-79	W
D 21	at Utah State	89-91	L
D 23	at San Diego St.	88-104	L
D 28	vs. North Carolina ^	81-94	L
D 29	vs. Rhode Island ^	87-92	L
D 30	at Hawai'i ^	88-78	W
J 3	Weber State	81-76	W
J 7	Utah State (2OT)	85-84	W
J 12	at Wyoming	82-89	L
J 14	at Colorado State	66-76	L
J 19	Arizona	87-86	W
J 21	Arizona State	96-89	W
J 26	at New Mexico	82-95	L
J 28	at UTEP (OT)	78-76	W
F 4	Utah	76-89	L
F 10	Colorado State	98-81	W
F 11	Wyoming	76-56	W
F 16	at Arizona State	75-76	L
F 18	at Arizona	90-104	L
F 23	UTEP	73-64	W
F 25	New Mexico	66-71	L
M 4	at Utah	74-81	L

Coach: Frank Arnold

Record: 12-18

* Cougar Classic

^ Rainbow Classic

1978-79

This season marked the first time in seven years that the Cougars won 20 games and also claimed the WAC Championship. BYU's balanced attack, which enjoyed five players that averaged in double



GLENN POTTER

Years: 1972-75 (3)

Record: 42-36 (.538)

Potter was an assistant at BYU for two years before taking over the reigns of the team in 1972. His team was second in the WAC during his first season. Potter finished with a 42-36 record at BYU. He was an avid teacher of defensive fundamentals and team balance. Potter spent five seasons at Nebraska as an assistant before coming to BYU.



figures, posted a 20-8 record including a perfect 14-0 home stretch. Danny Ainge led the team in scoring with 18.4 points per game. With two seasons remaining Ainge had already scored 1,130 points, which put him in the top 10 in career scoring at BYU. On February 17 the Cougars beat the University of Utah by 26 points in front of 23,006 fans—a new Marriott Center attendance record. The total attendance during the Cougars' impressive 14 home wins was 277,920, the highest season mark since the facility opened in 1972. BYU advanced to the NCAA Tournament and was beaten 86-63 by the University of San Francisco in the first round.

Table with columns: DATE, OPPONENT, SCORE, W/L. Lists game results from N 24 to M 10.

Coach: Frank Arnold
Record: 20-8
WAC Champion
* Cougar Classic
^ Pillsbury Holiday Classic
NCAA (Tucson)

1979-80

With all five starters returning from last season and four of those averaging double figures in scoring it's easy to see why the 1979-80 team was so successful. Led by the steady performance of All-American Danny Ainge (19.1 ppg) and his supporting cast of Devin Durrant (13.3 ppg), Fred Roberts (13.1 ppg) and Alan Taylor (12.5 ppg), the Cougars went 24-5 and easily won the WAC Championship with a conference record of 13-1. The only loss came against Wyoming in a three-point decision in Provo. Following the Wyoming loss BYU won its next 12 consecutive games, including a streak of winning all seven conference road games. No WAC team had previously accomplished that feat. The Cougars' potent offense scored over 100 points eight times with a season high coming in a 123-91 win over San Diego State. Ainge led the team in scoring, assists and steals. He and center Alan Taylor were named to the All-WAC First Team. Taylor set a Marriott Center record for rebounds when he pulled down 23 in the home finale. The Cougars earned an NCAA berth and a first-round date with Clemson, which they lost 71-66.

Table with columns: DATE, OPPONENT, SCORE, W/L. Lists game results from N 30 to F 23.

Table with columns: DATE, OPPONENT, SCORE, W/L. Lists game results for F 28, M 1, M 8.

Coach: Frank Arnold
Record: 24-5
WAC Champion
* Cougar Classic
^ Far West Classic
NCAA (Ogden)

1980-81

1980-81 was one of the most memorable seasons in BYU basketball history, highlighted by Danny Ainge's full-court drive and lay-up in the closing seconds to beat Notre Dame during an NCAA Tournament game. The win propelled the Cougars into the NCAA Elite Eight where Ralph Sampson and Virginia ended the Cougars' Cinderella run. Ainge was named All-American and was awarded the Eastman and Wooden awards as college basketball's outstanding player. He ranked ninth in the country in scoring, averaging 24.4 points per game. Forward Fred Roberts earned All-WAC honors for his steady play and 18.8 points per game, which was second on the team to Ainge. Steve Trumbo led the Cougars in rebounding, grabbing 10.7 per game. The team finished 25-7 overall, ranked 16th in the country and among the nation's "elite eight." The Cougars were 12-3 in the WAC and in third place behind co-champions Utah and Wyoming.

Table with columns: DATE, OPPONENT, SCORE, W/L. Lists game results from N 28 to M 21.

Coach: Frank Arnold
Record: 25-7
* Cougar Classic
^ Volunteer Classic
NCAA (Providence/Atlanta)

1981-82

A solid frontcourt of Greg Kite, Fred Roberts and Steve Trumbo led the Cougars during a 17-14 season, earning an invitation to the NIT. The Cougars began the season in two rematch games. The first came against Virginia who knocked BYU out of the Elite Eight the previous year, and the second was

against UCLA in Los Angeles. The Cougars fought back from a halftime deficit against Virginia but lost in the closing seconds 63-61. A 79-75 win over UCLA was the most significant accomplishment of the season. The upset was only the 14th loss ever suffered by the Bruins inside Pauley Pavilion in 256 games. The Cougars also became one of only a handful of teams to have beaten the Bruins in back-to-back seasons. Last year's 78-55 win over UCLA, in the NCAA Tournament, was the Bruins worst loss in 17 years. Trumbo and Roberts were unanimous selections to the first-team All-WAC squad. During the four seasons they played together at BYU the Cougars won more games (86 of 119) and had the best winning percentage (.723) of any other four-year span in the school's history.

Table with columns: DATE, OPPONENT, SCORE, W/L. Lists game results from N 21 to M 10.

Coach: Frank Arnold
Record: 17-13
* Hall of Fame Classic
^ Cougar Classic
+ NIT (Provo)

1982-83

A young lineup and an 0-5 start proved tough to overcome and the 82-83 Cougar team was left out of postseason play for the first time in five years. The Cougars managed to go 11-5 in the WAC and finished in a three-way tie for the conference championship. Other co-champions Utah and UTEP headed for postseason tournaments but the Cougars were left out after a season finale win over Wyoming. The victory did give the Cougars an above .500 season finishing at 15-14. Seven of BYU's opponents were invited to the NCAA Tournament—one of which was national powerhouse UCLA in the season opener. The game drew a crowd of 23,023. Devin Durrant received All-WAC honors and was named honorable mention All-America. BYU center Greg Kite finished his career at BYU and was drafted in the first round of the NBA draft by the Boston Celtics.

Table with columns: DATE, OPPONENT, SCORE, W/L. Lists game results for N 26, N 27.



FRANK ARNOLD

Years: 1975-83 (8)
Record: 137-94 (.593)

Arnold coached the Cougars for eight years, earning a 137-94 record. His teams won three WAC titles and appeared in three NCAA Tournaments and one NIT. Arnold's 1980-81 team advanced to the Elite Eight at the NCAA Tournament before losing to Ralph Sampson and Virginia. Arnold was selected Coach of the

Year in the WAC in 1979 and 1980 by Basketball Weekly and was also selected Coach of the Year by WAC coaches and athletic directors in 1980. Arnold was an assistant coach under John Wooden before coming to BYU.



N 30	Utah State	69-75	L
D 4	at Michigan State	55-63	L
D 10	Long Beach St.* (OT)	77-81	L
D 11	Fordham*	70-62	W
D 14	at Utah State	68-80	L
D 18	at Boise State	68-67	W
D 21	Providence	66-52	W
D 27	at St. John's^	64-75	L
D 29	vs. St. Joseph's^	65-68	L
D 31	Princeton	51-32	W
J 6	at Weber State (20T)	81-84	L
J 14	San Diego State	96-74	W
J 15	Hawaii	86-62	W
J 20	at Colorado State	77-63	W
J 22	at Wyoming	82-64	W
J 24	at Air Force	73-61	W
J 27	UTEP	49-65	L
J 29	New Mexico	66-48	W
F 5	at Utah	72-75	L
F 10	at Hawaii	69-80	L
F 12	at San Diego State	69-67	W
F 17	Colorado State	69-58	W
F 19	Air Force	66-57	W
F 25	at New Mexico	70-71	L
F 27	at UTEP	58-54	W
M 5	Utah (30T)	62-64	L
M 12	Wyoming	54-41	W

Coach: Frank Arnold
 Record: 15-14
 WAC Champion-3 way tie
 * Cougar Classic
 ^ Holiday Festival

1983-84

The Cougars played one of the toughest schedules in the country but still won 20 games and earned a trip to the NCAA Tournament under first-year head coach Ladell Andersen. Games against eventual Final Four participant Kentucky, Georgetown, UCLA, Notre Dame, Virginia Commonwealth, Alabama-Birmingham, Utah State, Oregon and Weber State highlighted the nonconference schedule. The Cougars picked up wins against Virginia Commonwealth, Oregon, Weber State, Notre Dame and upset UAB in the NCAA Tournament. In WAC play BYU compiled a 12-4 record and finished second behind UTEP. All-American Devin Durrant led the team in scoring and finished among the nation's leading scorers averaging 27.9 points per game. He also averaged 39.5 minutes per game. Brett Applegate was the team leader in rebounds and was among the nation's leaders pulling down 11.4 per outing. He also scored 14.5 points per game, which was second on the team behind Durrant.

DATE	OPPONENT	SCORE	W/L
N 26	at Utah State	78-90	L
N 30	Hofstra	119-84	W
D 9	Utah State*	81-83	L
D 10	St. Mary's (Calif.)*	106-74	W
D 16	vs. Virginia Comm. ^	81-77	W
D 17	at Kentucky ^	59-93	L
D 21	Oregon	79-78	W
D 23	Boise State	66-54	W
D 28	at UCLA	73-82	L
J 7	Weber State (OT)	86-81	W
J 14	Utah (20T)	113-105	W
J 19	at Hawaii	95-77	W
J 21	at San Diego St.	75-79	L
J 26	Wyoming	74-61	W
J 28	Air Force	69-49	W
J 30	Colorado State	73-57	W
F 2	at New Mexico	86-73	W
F 4	at UTEP	77-86	L
F 8	at Utah	82-79	W
F 11	at Georgetown	51-67	L
F 14	Hawaii (20T)	87-85	W
F 16	San Diego St. (OT)	94-92	W

F 18	Notre Dame	68-64	W
F 23	at Colorado State	65-70	L
F 25	at Wyoming	55-56	L
F 27	at Air Force	71-67	W
M 1	UTEP	83-65	W
M 3	New Mexico	80-73	W
M 9	vs. New Mexico+	55-64	L
M 15	at UAB#	84-68	W
M 17	vs. Kentucky#	68-93	L

Coach: Ladell Andersen
 Record: 20-11
 * Cougar Classic
 ^ Kentucky Invitational
 + WAC Tournament (El Paso)
 # NCAA (Birmingham)

1984-85

BYU ended the season losing four of five games and ended the year on a four-game skid or the 84-85 campaign would have been one to remember. BYU went 14-6 in the remaining games and posted a 15-14 record on the season. Of the losses, six were by a combined total of 12 points, including a triple overtime one-point loss to Utah in Provo. BYU defeated eventual NIT-champion UCLA and knocked off then-unbeaten Washington. Senior Timo Saarelainen, who battled knee problems most of the season, still led the Cougars in scoring 21 of 29 games. His season high was 41 points against New Mexico in Albuquerque. Senior guard Scott Sinek also battled an early season injury but fought back and ended the year second on the team in scoring with a 10.1 average. BYU finished in a third-place tie in the WAC with Colorado State and New Mexico.

DATE	OPPONENT	SCORE	W/L
N 30	vs. La Salle*	73-74	L
D 1	vs. Pacific*	72-63	W
D 4	Utah State	93-97	L
D 8	at Weber State	79-87	L
D 11	at Utah State (OT)	91-92	L
D 14	SW Missouri ^	66-46	W
D 15	Hofstra ^	86-76	W
D 19	UCLA	89-81	W
D 22	Washington	84-75	W
D 28	vs. Villanova+	61-91	L
D 29	vs. Yale+	73-58	W
J 3	UTEP	62-60	W
J 5	New Mexico	70-76	L
J 12	at San Diego St.	70-89	L
J 14	at Hawaii (OT)	88-78	W
J 17	at Air Force	79-72	W
J 19	at Colorado State	65-64	W
J 24	Wyoming	78-65	W
J 26	at Utah	63-62	W
J 31	San Diego State	71-77	L
F 2	Air Force	66-60	W
F 7	at New Mexico	74-76	L
F 9	at UTEP (30T)	86-97	L
F 14	Colorado State	77-69	W
F 16	Air Force	71-61	W
F 23	at Notre Dame	58-67	L
F 28	at Wyoming	66-78	L
M 2	Utah (30T)	85-86	L
M 4	Air Force**	79-82	L

Coach: Ladell Andersen
 Record: 15-14
 * Stanford Invitational
 ^ Cougar Classic
 + Cotton States Classic
 ** WAC Tournament (Provo)

1985-86

The Cougars experienced a little of everything during the rollercoaster ride that was the 85-86 season. Projected to finish sixth in the conference, the Cougars began the season losing seven of their

first nine games. BYU fought back and won 12 straight games, including 11 conference games and a win against nationally ranked Notre Dame 80-76 in overtime. The key during the streak was the play of center Tom Gneiting who replaced an ailing Alan Pollard in the middle of the season. As Gneiting went, so went the Cougars. He pulled down double-figure rebounds in six straight games at the beginning of the streak including four double-doubles. The team ended the season going 3-5 in its last eight games. On the year, the Cougars finished 18-14 overall and 11-5 in the conference. Coach Ladell Andersen was named District 7 Coach of the Year for his part in turning around and producing an 18-14 season despite predictions that BYU's record would be much worse.

DATE	OPPONENT	SCORE	W/L
N 30	Washington State	65-69	L
D 3	at Utah State	80-82	L
D 6	vs. TCU*	50-63	L
D 7	vs. Fordham*	75-72	W
D 10	Utah State	76-88	L
D 13	Long Beach State ^	94-75	W
D 14	Pepperdine ^	73-83	L
D 19	at Washington	68-74	L
D 21	at Oregon	69-72	L
D 28	Weber State (OT)	88-86	W
J 2	at UTEP	64-69	L
J 4	at New Mexico	57-60	L
J 10	Hawaii	80-66	W
J 11	San Diego State	82-70	W
J 13	Notre Dame (OT)	80-76	W
J 17	at Colorado State	68-63	W
J 18	at Air Force	65-57	W
J 21	at Oral Roberts	67-65	W
J 23	Air Force	66-45	W
J 25	Utah	87-69	W
F 6	at San Diego St.	81-71	W
F 8	at Hawaii	76-66	W
F 14	New Mexico	74-67	W
F 15	UTEP	72-69	W
F 20	at Wyoming	56-66	L
F 22	at Utah	71-74	L
F 27	Colorado State	86-76	W
M 1	Wyoming	62-65	L
M 6	vs. New Mexico**	68-79	L
M 13	SMU+	67-63	W
M 18	UC-Irvine+	93-80	W
M 21	at Ohio State+	68-79	L

Coach: Ladell Andersen
 Record: 18-14
 * Kactus Klassic
 ^ Cougar Classic
 ** WAC Tournament
 + NIT

1986-87

Playing one of its toughest schedules in years the BYU basketball team posted a 21-11 record and 12-4 mark in the WAC and finished second behind UTEP. The Cougars played Oklahoma, Notre Dame, Iowa, Arizona State, Pittsburgh, Michigan State and New Orleans, as well as four WAC teams that made it to postseason play. The 21-win season was highlighted by an eight-game win streak and two four-game stretches. The Cougars were invited to the NCAA Tournament and lost to New Orleans 83-79. Michael Smith led the Cougars in scoring (20.1), rebounding (8.5), free-throw shooting (90%) and three-point shooting (49%). Other team leaders were Tom Gneiting in field-goal shooting (62%), Brian Taylor in assists (118), Jeff Chatman in blocked shots (40) and Bob Capener in steals (32).

DATE	OPPONENT	SCORE	W/L
N 21	at Oklahoma*	110-119	L
D 3	Utah State	100-86	W
D 6	at Notre Dame	46-62	L
D 9	at Iowa	75-86	L
D 12	Arizona State ^	91-85	W
D 13	UC-Fullerton ^	56-59	L
D 16	at Utah State	97-93	W
D 18	at Weber State	84-69	W
D 20	Oral Roberts	95-73	W
D 23	Pittsburgh	93-73	W
D 29	vs. Michigan St. +	96-88	W
D 30	at Santa Clara+	77-66	W
J 2	Colorado St. (OT)	75-67	W
J 3	Wyoming	77-74	W
J 6	SW Missouri (OT)	61-62	L
J 9	at UTEP	73-66	W
J 10	at New Mexico	89-102	L
J 15	San Diego State	94-82	W
J 17	Hawaii	90-79	W
J 22	Air Force	87-69	W
J 24	at Utah	80-70	W
J 30	at Air Force	91-93	L
J 31	at Colorado State	51-49	W
F 5	New Mexico	98-73	W
F 7	UTEP (OT)	91-93	L
F 14	Utah	58-65	L
F 21	at Wyoming	67-63	W
F 26	at San Diego State	85-68	W
F 28	at Hawaii	100-80	W
M 5	vs. Air Force** (OT)	82-79	W
M 6	at New Mexico**	86-93	L
M 12	vs. New Orleans#	79-83	L

Coach: Ladell Andersen
 Record: 21-11
 * Coca-Cola NIT Classic
 ^ Cougar Classic
 + Cable Car Classic

LADELL ANDERSEN

Years: 1983-89 (6)
 Record: 114-71 (.616)



Andersen was BYU's head coach for six seasons and had a 114-71 record. He led the Cougars to four postseason tournaments, three NCAA and one NIT. He was the WAC Coach of the Year in 1987-88 and District 8 Coach of the Year in 1989-90. Before becoming BYU's head coach, Andersen was the head coach at Utah State for 10 years, leading

the Aggies to five NCAA appearances and the 1960-61 NCAA championship. He also coached the Utah State team in the NBA and coached the Los Angeles Lakers in the NBA. He was on the Western Division championship twice. Andersen later became a scout for the Utah Jazz.



** WAC Tournament
NCAA (Birmingham)

1987-88

In the prior history of BYU basketball only one team enjoyed more success than the 1987-88 squad. The Cougars won their first seventeen games to open the season and climbed as high as second and third place in the rankings. The streak came to an end against UAB in Birmingham, Alabama. Had BYU won the game against UAB it may have found itself in the No. 1 spot as the only remaining undefeated major team in the country. The Cougars posted a 13-3 WAC record and went 26-6 overall. The win total was two shy of the all-time BYU record by the 1950-51 team that won 28 games. In terms of winning percentage the '88 team had a .813 record, which is the best percentage in school history. The Cougars breezed through WAC play winning the conference title but were upset by UTEP in the WAC Tournament hosted by the Cougars in the Marriott Center. In just three conference losses the margin of defeat was a combined seven points--two in overtime at San Diego State, two points at Utah and three points to UTEP in the tournament. BYU was seeded fourth in the NCAA Tournament Southeast Regional in Atlanta. The Cougars beat UNC-Charlotte 98-92 in overtime but fell to Louisville by 21 in the second round. An average of 20,200 fans attended home games giving the highest season attendance totals ever at 363,602. Junior Michael Smith earned second-team All-America honors and was also named a first-team Academic All-American. He was named WAC Player of the Year and led the conference in scoring.

Table with columns: DATE, OPPONENT, SCORE, W/L. Lists games from 1987-88 to 1988-89.

Coach: Ladell Andersen
Record: 26-6
WAC Champion
* Cougar Classic
^ WAC Tournament (Provo)
NCAA (Atlanta)

1988-89

Injuries plagued the Cougars as the team posted a 14-15 record overall and a 7-9 mark in the WAC during head coach Ladell Andersen's final season. Andersen retired at season's end with a record of 114-71 over five years. Team leaders Marty Haws and Andy Toolson both missed games due to injuries. The Cougars also lost the services of 6-foot-9 freshman John Fish toward the end of the season. One bright spot for BYU was eventual NBA first-round draft choice Michael Smith. He averaged 26.4 points per game and finished second only to Danny Ainge in career field goals made (886), field goals attempted (1,749) and total points scored (2,319). Smith also moved into the No. 1 spot in career rebounding with 922. BYU received national exposure appearing on CBS, ESPN and USA Cable. Despite a losing season the Cougars drew an average of 18,149 fans per home game. Only five other schools in the nation averaged more.

Table with columns: DATE, OPPONENT, SCORE, W/L. Lists games from 1988-89 to 1989-90.

Coach: Ladell Andersen
Record: 14-15
* Lapchick Tournament
^ Cougar Classic
+ WAC Tournament (SLC)

1989-90

First-year coach Roger Reid was named WAC Coach of the Year and District Coach of the Year by both the coaches and media following a 21-9 season. A team that was picked to finish sixth in the conference finished 11-5 and earned a share of the WAC title. BYU was unbeaten at home with a perfect 15-0 record. The team set a school record for three-point shooting at 45 percent, eighth in the nation. Six of the team's nine losses were to teams that appeared in postseason action. BYU earned a trip to the NCAA Tournament but lost to heavily favored Clemson 49-47 in the closing seconds. Both seniors Marty Haws and Andy Toolson averaged over 18 ppg to lead the Cougars.

Table with columns: DATE, OPPONENT, SCORE, W/L. Lists games from 1989-90 to 1990-91.

Table with columns: DATE, OPPONENT, SCORE, W/L. Lists games from 1990-91 to 1991-92.

Coach: Roger Reid
Record: 21-9
WAC Champion-tie
* Cougar Classic
+ WAC Tournament (El Paso)
NCAA (Hartford)

1990-91

Prize recruit 7-foot-6 Shawn Bradley led BYU in scoring (14.8), rebounding (7.7) and blocked shots (5.2) in his first and only season as a Cougar. Bradley made an immediate impact in his first game in Provo with 23 points, 14 rebounds and five blocked shots. His best game came against E. Kentucky when he scored 29 points, grabbed eight rebounds and had 14 blocks in a 90-86 win. He set an NCAA Tournament record with 10 blocked shots in a first-round win against Virginia 61-48. The Cougars lost to nationally ranked Arizona 76-61 in round two. The team won 21 games for the second straight year posting a record of 21-13 (11-5 WAC). Eleven of the 13 losses came against Tournament teams. Guard Nathan Call broke Danny Ainge's school assist record with 164 on the season.

Table with columns: DATE, OPPONENT, SCORE, W/L. Lists games from 1990-91 to 1991-92.

Table with columns: DATE, OPPONENT, SCORE, W/L. Lists games from 1991-92 to 1992-93.

Coach: Roger Reid
Record: 21-13
WAC Tournament Champion
* Dodge NIT
^ Cougar Classic
+ Holiday Festival
** WAC Tournament (Laramie)
NCAA (SLC)

1991-92

The Cougars were picked to finish fourth in the WAC but great outside shooting and a strong inside game earned them their 11th conference title. BYU also brought home the WAC Tournament Championship thanks to Kevin Nixon's 54-foot buzzer-beater against UTEP. The win gave the Cougars an automatic berth to the NCAA Tournament and a first-round meeting with LSU and Shaquille O'Neal. LSU won 94-83. The Cougars came within three points of beating Final Four team Michigan, led by Chris Webber and Jalen Rose. Other key wins came against Florida, Princeton, James Madison, UTEP, New Mexico and Utah -- all of which appeared in postseason play. The Cougars finished 25-7 overall and 12-4 in the WAC. BYU began the season winning its first seven games and finished winning seven straight before running into LSU. Gary Trost, Kevin Nixon and Nick Sanderson all averaged double figures for BYU. Trost was named All-WAC First Team; Nixon was named to the WAC All-Newcomer Team. Russell Larson was named WAC Freshman of the Year.

Table with columns: DATE, OPPONENT, SCORE, W/L. Lists games from 1991-92 to 1992-93.

Coach: Roger Reid
Record: 25-7



WAC Champion-tie
 WAC Tournament Champion
 * Cougar Classic
 ^ Red Lobster (Orlando)
 + WAC Tournament (Fort Collins)
 # NCAA (Boise)

1992-93

BYU finished at the top of the Western Athletic Conference for the third time in four years, won 25 games for the second straight year and appeared in its fourth straight NCAA Tournament. The Cougars compiled a 25-9 record going 15-3 in WAC play. Key wins came against nationally ranked Oklahoma and Memphis State at the Maui Invitational in Hawaii. The upsets landed the Cougars a date with defending NCAA champ Duke in the final round of the Invite, but the Blue Devils prevailed led by Grant Hill and Bobby Hurley. At the NCAA Tournament BYU beat Southwest Conference Champion Southern Methodist in the first round but fell to eventual Final Four team Kansas. Center Gary Trost was named All-WAC for the second year in a row and led the Cougars in scoring and rebounding at 15.2 ppg and 6.9 rpg. Russell Larson set a school record for field-goal percentage at .631. Larson received All-WAC honorable mention along with Nick Sanderson and Jared Miller. BYU averaged 20,471 fans per game in the Marriott Center, which was good enough for fourth in the country.

DATE	OPPONENT	SCORE	W/L
D 1	Arizona State	108-98	W
D 4	at Utah State	93-83	W
D 8	at Weber St. (OT)	77-83	L
D 11	Southern Utah*	108-62	W
D 12	Georgia*	74-64	W
D 18	Utah State	89-65	W
D 21	vs. Oklahoma ^	76-75	W
D 22	vs. Memphis St. ^ (OT)	73-67	W
D 23	vs. Duke ^	66-89	L
D 28	vs. Oregon+	70-76	L
D 29	vs. Oregon State+	79-93	L
J 2	UTEP	79-73	W
J 4	New Mexico	70-56	W
J 9	Utah	53-54	L
J 14	at Fresno State	72-57	W
J 16	at Air Force	103-68	W
J 21	San Diego State	76-64	W
J 23	Hawaii (OT)	84-80	W
J 28	at Colorado State	70-63	W
J 30	at Wyoming	77-64	W
F 4	Colorado State	81-57	W
F 6	Wyoming	75-62	W
F 11	at Hawaii	62-56	W
F 13	at San Diego State	80-73	W
F 18	Fresno State	90-74	W
F 20	Air Force	98-80	W
F 25	Sacramento State	128-78	W
F 27	at Utah	83-89	L
M 4	at UTEP	84-63	W
M 6	at New Mexico	76-79	L
M 11	vs. Hawaii**	85-71	W
M 12	vs. New Mexico**	59-68	L
M 18	vs. SMU#	80-71	W
M 20	vs. Kansas#	76-90	L

Coach: Roger Reid
 Record: 25-9
 WAC Champion-tie
 * Cougar Classic
 ^ Maui Invitational (Hawaii)
 + Far West Classic (Portland, Oregon)
 ** WAC Tournament (SLC)
 # NCAA (Chicago)

1993-94

BYU got back to the WAC Tournament Championship game for the third time in four

years. The Cougars came up short against Hawaii in the title game but did earn a berth in the NIT. The Cougars beat Arizona State in their first round game 74-67 but lost to Fresno State by two points in the second round. The team finished the season with a 22-10 record overall and 12-6 in the WAC and came within a basket of tying for the regular-season conference title. Only two of BYU's losses were to teams that did not appear in postseason play. Russell Larson led the team in scoring and rebounding at just under 20 points a game and nine rebounds. Ken Roberts earned All-WAC honors giving Coach Reid 13 All-WAC players in his six seasons.

DATE	OPPONENT	SCORE	W/L
N 27	at Arizona State	95-106	L
D 3	vs. S. Carolina*	72-68	W
D 4	vs. N. Carolina*	65-97	L
D 10	Nicholls State ^	111-96	W
D 11	Oklahoma Baptist ^	78-76	W
D 14	Utah State	78-65	W
D 17	Texas Tech	84-74	W
D 21	Weber State	92-79	W
D 28	W. Washington	106-74	W
J 3	at New Mexico	68-74	L
J 5	at UTEP	67-59	W
J 8	at Utah	64-62	W
J 13	Fresno State	73-65	W
J 15	Air Force	87-73	W
J 20	at San Diego St. (OT)	83-82	W
J 22	at Hawaii	66-69	L
J 27	Wyoming	82-66	W
J 29	Colorado State	79-66	W
F 3	at Wyoming	65-79	L
F 5	at Colorado St. (OT)	72-70	W
F 10	San Diego State	101-87	W
F 12	Hawaii	85-79	W
F 17	at Air Force	94-82	W
F 19	at Fresno State	68-73	L
F 26	Utah	73-70	W
M 3	New Mexico (OT)	82-84	L
M 5	UTEP	61-62	L
M 10	vs. Utah+	96-65	W
M 11	vs. Fresno State+	87-72	W
M 12	vs. Hawaii+	66-73	L
M 17	Arizona State#	74-67	W
M 22	at Fresno State#	66-68	L

Coach: Roger Reid
 Record: 22-10
 * Tournament of Champions (Charlotte)
 ^ Cougar Classic
 + WAC Tournament (SLC)
 # NIT

1994-95

Coach Roger Reid earned his sixth straight 20-plus win season (22-10, 13-5), and the Cougars played in their sixth straight postseason tournament in 10 years. The Cougars began the season at the Great Alaska Shootout in Anchorage and upset Oklahoma State 69-59 in their first game. The Cowboys advanced to the NCAA Final Four at season's end. The Cougars also won the Cougar Classic and the Cable Car Classic tournaments. Three Cougars averaged in double digits, led by senior Russell Larson with 19.9 points per game. Larson was named second-team Academic All-American. Forward Ken Roberts and Robbie Reid averaged 12.8 and 10.1 ppg, respectively. Randy Reid was tops in the WAC in free-throw percentage (.851). As a team BYU led the nation in free-throw percentage (.773). The Cougars were undefeated at home.

DATE	OPPONENT	SCORE	W/L
N 23	vs. Oklahoma St.*	69-59	W
N 25	vs. Louisville*	75-60	W

N 26	vs. Minnesota*	74-79	L
D 1	at Utah State	59-83	L
D 3	Nevada-Reno	96-80	W
D 6	Mississippi (OT)	74-68	W
D 9	Southern Utah ^	82-67	W
D 10	Northwestern St. ^	80-53	W
D 17	NE Louisiana	87-69	W
D 21	at Weber State	74-86	L
D 29	at San Jose State+	74-61	W
D 30	vs. Santa Clara+	76-55	W
J 3	Utah	64-57	W
J 7	at Air Force	89-68	W
J 9	at Fresno State	69-61	W
J 12	San Diego State	66-57	W
J 14	Hawaii	74-67	W
J 19	at Colorado State	72-80	L
J 21	at Wyoming	58-52	W
J 26	UTEP (OT)	95-89	W
J 28	New Mexico	81-63	W
F 2	at UTEP (OT)	85-88	L
F 4	at New Mexico	74-72	W
F 9	Colorado State	76-68	W
F 11	Wyoming	78-72	W
F 16	at Hawaii	70-73	L
F 18	at San Diego St.	52-58	L
F 23	Fresno State	81-59	W
F 25	Air Force	79-72	W
M 4	at Utah	79-87	L
M 9	vs. Colorado St.**	73-75	L
M 16	vs. Tulane#	70-76	L

Coach: Roger Reid
 Record: 22-10
 * Great Alaska Shootout
 ^ Cougar Classic
 + Cable Car Classic (San Jose)
 ** WAC Tournament (Albuquerque)
 # NCAA (Memphis)

1995-96

The 1995-96 basketball season saw the closing chapter of two prolific careers—Ken Roberts and Randy Reid. Roberts ended his career as the school's seventh leading scorer (1,652 points). Reid finished fourth all-time in assists and was named to the All-WAC Defensive Team. On the season the Cougars finished 15-13 overall and fifth place in the WAC at 9-9. BYU received a pleasant surprise in its first game of the season. Bryon Ruffner, a transfer from Utah Valley State College, dropped 28 points on Boise State in a 15-point win. Ruffner finished second on the team in scoring averaging 18.8 points per game. Roberts led the team with 19.3 ppg. Reid was third at 11.2 ppg. BYU won the Cougar Classic for the fifth year in a row. The Cougar's high-powered

offense ranked 16th in the nation in scoring and attracted the largest attendance in the WAC. BYU averaged 17,961 fans per home game including a 22,849 sellout on March 2 against Utah.

DATE	OPPONENT	SCORE	W/L
N 25	Boise State	86-71	W
N 28	at Nevada-Reno	77-79	L
D 2	at Mississippi St.	74-79	L
D 5	Utah State	76-52	W
D 8	CS-Northridge*	99-74	W
D 9	Louisiana Tech*	74-64	W
D 12	Weber State	91-86	W
D 22	at Texas Tech	71-81	L
D 28	Morgan State	110-69	W
J 2	at Utah	77-83	L
J 8	Air Force	68-64	W
J 10	Fresno State	97-84	W
J 13	at San Diego State	76-83	L
J 15	at Hawaii	78-77	W
J 18	Wyoming	84-75	W
J 20	Colorado State	76-78	L
J 25	at New Mexico	77-83	L
J 27	at UTEP	90-82	W
F 1	New Mexico	81-88	L
F 3	UTEP	82-71	W
F 8	at Colorado St.	76-81	L
F 10	at Wyoming	81-71	W
F 15	San Diego State	81-68	W
F 17	Hawaii	89-94	L
F 22	at Air Force	80-66	W
F 24	at Fresno State	83-95	L
M 2	Utah	85-96	L
M 7	vs. Colorado St. +	84-100	L

Coach: Roger Reid
 Record: 15-13
 * Cougar Classic
 + WAC Tournament (Albuquerque)

1996-97

Utah State was the lone victim during BYU's 1996-97 season. The Cougars defeated the Aggies in Provo 64-61 on December 10 in front of 20,114 fans. Sophomore Lance Archibald scored 24 points to lead BYU in the win. On the season, the Cougars finished 1-25 overall and 0-16 in the conference. Jeff Campbell's 15.3 points per game average was the team high followed by Justin Weidauer's 8.7 ppg and freshman Eric Nielsen's 7.8. Head coach Roger Reid coached the team through seven games and was let go before the Cougars' eighth game against Georgia. Assistant coach Tony Ingle finished the season at the helm for BYU.



ROGER REID

Years: 1989-1996 (8)
 Years: 1989-1996 (8)
 Record: 152-77 (.664)
 Record: 152-77 (.664)

Reid achieved six 20-win seasons while at BYU. Reid achieved six 20-win seasons while at BYU compiling a 152-77 record, which is the highest compiling a 152-77 record, which is the highest winning percentage ever for a BYU coach. He took the Cougars to six postseason tournaments, took the Cougars to six postseason tournaments, five NCAA and one NIT. His teams won three WAC titles and two WAC Tournaments. Reid was WAC Coach of the Year and District Coach of the Year during his first year as head coach in 1989-

Year during his first year as head coach in 1989-90. He was an assistant coach for 11 years before taking over the team in 1989. Reid went on to serve as an assistant coach with the Phoenix Suns.



DATE	OPPONENT	SCORE	W/L
N 22	Cal St.-Fullerton	67-75	L
N 26	at Washington	44-95	L
N 30	Pacific	58-80	L
D 4	at Weber State	80-97	L
D 10	Utah State	64-61	W
D 13	Boise State*	58-65	L
D 14	Houston*	69-89	L
D 21	at Georgia	65-84	L
D 27	at Penn State	53-75	L
D 31	San Diego St. (OT)	86-89	L
J 4	at Wyoming	61-89	L
J 11	Utah	51-61	L
J 16	at TCU	61-101	L
J 18	at SMU	50-75	L
J 23	Rice	59-62	L
J 25	Tulsa	56-72	L
F 1	at UTEP	49-75	L
F 3	at New Mexico	32-74	L
F 6	at Utah	49-85	L
F 8	Wyoming	60-72	L
F 13	TCU	80-92	L
F 15	Southern Methodist	62-74	L
F 20	at Tulsa	65-80	L
F 22	at Rice	44-68	L
F 27	New Mexico	48-90	L
M 1	UTEP	76-81	L

Coach: Roger Reid/Tony Ingle
 Record: 1-25
 * Cougar Classic

1997-98

Upsetting 15th-ranked New Mexico in "The Pit," winning the Cougar Classic and making the WAC Tournament in Las Vegas were some of the accomplishments of Steve Cleveland's 1997-98 team. The Cougars finished 9-21 overall and 4-10 in the WAC, good enough for sixth place in the Mountain Division. Senior Justin Weidauer and newcomers Ron Selleaze and Mekeli Wesley were the big three for the Cougars. Behind Weidauer's career-high 22 points the Cougars upset New Mexico in Albuquerque snapping the nation's second-longest home winning streak at 41 games. On the same trip the Cougars beat UTEP in El Paso completing the road sweep of those teams for the first time since the 1990-91 season. Selleaze joined the team in mid-December and still managed to lead the team in scoring, averaging 16.8 points per game. He was selected second-team All-WAC and Mountain Division Newcomer of the Year. Wesley was named to the All-Mountain

Newcomer Team and was voted MVP of the Cougar Classic, which the Cougars won beating Weber State and Pepperdine. The Cougars set a school record for three-point attempts at 638.

DATE	OPPONENT	SCORE	W/L
N 14	at San Diego St.	73-59	W
N 19	Washington State	49-78	L
N 21	Oregon	67-74	L
N 29	at Utah State	69-72	L
D 2	Penn State	50-80	L
D 6	at Boise State	67-83	L
D 9	Washington	68-83	L
D 12	Weber State*	83-70	W
D 13	Pepperdine*	53-52	W
D 22	at California	64-68	L
D 27	at Hawaii	53-73	L
D 28	vs. Virginia	54-72	L
D 29	vs. Ohio State	72-65	W
J 5	at Tulsa	57-53	W
J 10	Utah	61-71	L
J 17	Wyoming	60-41	W
J 22	Colorado State	44-55	L
J 22	at UNLV	63-76	L
J 24	at Air Force	61-80	L
J 29	New Mexico	54-72	L
J 31	UTEP	59-68	L
F 5	at Utah	68-83	L
F 7	Tulsa	59-65	L
F 12	at Colorado State	74-83	L
F 14	at Wyoming	54-77	L
F 19	Air Force	79-60	W
F 21	UNLV	76-84	L
F 26	at New Mexico	83-62	W
F 28	at UTEP (3OT)	76-75	W
M 3	vs. Tulsa+	56-59	L

Coach: Steve Cleveland
 Record: 9-21
 * Cougar Classic
 + WAC Tournament (Las Vegas)

1998-99

BYU continued to improve from last season posting a 12-16 record and was the first Cougar team to win a WAC Tournament contest since 1994. The tournament upset over heavily favored TCU 90-74 was the highlight of the season. The Cougars entertained the toughest schedule in the WAC that featured four Pac-10 teams and 13 games against schools that earned postseason tournament berths. Other nonconference games included NCAA No. 1 seed Auburn, No. 10 Arizona, NIT Champion

California and NIT semifinalist Oregon. The Cougars were led by freshman Mark Bigelow and forward Silester Rivers. Bigelow led the Cougars in scoring averaging 15 points per game, including a 33-point performance in front of his home-state fans at Washington State. The total was the second highest for a freshman behind Danny Ainge's 36-point game. Bigelow was named WAC Freshman of the Year and was selected to the WAC Newcomer Team and All-WAC Second Team. He also led the team in rebounding (6.7 rpg) and steals (1.4). Other highlights included a second straight Cougar Classic title and Mekeli Wesley's game-winning three-point shot, well beyond the arc, to beat Hawaii-capping a double-digit comeback.

DATE	OPPONENT	SCORE	W/L
N 13	Wofford	73-67	W
N 19	at Weber State	80-83	L
N 23	at Auburn	43-62	L
N 28	Arizona (OT)	74-78	L
D 1	Denver	89-71	W
D 5	at Oregon	62-93	L
D 8	at Washington St.	69-70	L
D 11	Louisiana Tech*	76-68	W
D 12	CS-Northridge*	84-78	W
D 19	California	70-71	L
D 22	at UC-Irvine	75-82	L
J 2	Utah State	61-59	W
J 9	at Utah	54-75	L
J 14	at San Diego State	83-76	W
J 16	at Hawaii	60-59	W
J 21	San Jose State	75-44	W
J 23	Fresno State	75-79	L
J 28	at UTEP	72-87	L
J 20	at New Mexico	68-78	L
F 6	Utah	46-71	L
F 11	Hawaii	81-68	W
F 13	San Diego State	93-76	W
F 18	at Fresno State	71-80	L
F 20	at San Jose St. (OT)	74-76	L
F 25	New Mexico	64-85	L
F 27	UTEP	85-64	W
M 2	vs. TCU+	90-74	W
M 4	vs. Utah+	62-81	L

Coach: Steve Cleveland
 Record: 12-16
 * Cougar Classic
 + WAC Tournament (Las Vegas)

1999-2000

In just his third season head coach Steve Cleveland brought the magic back to BYU basketball. Cleveland led the Cougars to a 22-11 overall record and a NIT Quarterfinal finish, including an appearance in the inaugural Mountain West Tournament Championship game in Las Vegas. It was the most wins recorded by BYU since the 1994-95 season. Not only was it BYU's first 20-win season in five years but those wins came against the toughest schedule of any MWC team. BYU played 10 schools that qualified for the postseason and went 9-7 overall in those games. Power forward Mekeli Wesley and junior college transfer Terrell Lyday led the Cougars. Wesley finished the year averaging 16.8 points per game and led the Cougars with 5.8 rebounds per game while earning second-team All-MWC honors. Lyday led the conference in steals and led the Cougars in scoring averaging 17.1 points per game. He was named MWC Newcomer of the Year. The renewed magic was not unnoticed. The Cougars landed a top-20 recruiting class including the best in-state players as well as top LDS players in the country.

DATE	OPPONENT	SCORE	W/L
N 20	Cal St.-Riverside	91-62	W
N 24	Southern Utah	92-66	W
D 1	at Arizona	62-86	L
D 4	at Denver	81-58	W
D 7	Arizona State	78-67	W
D 10	Texas Southern*	76-61	W
D 11	Weber State*	66-53	W
D 18	S. Carolina State	76-43	W
D 21	at South Alabama	63-64	L
D 23	at Fla. Int. (OT)	83-75	W
D 29	at CS-Santa Barb.	57-48	W
J 5	UC-Irvine	77-66	W
J 8	at Utah State	82-73	W
J 10	at UNLV	77-75	W
J 15	Utah	49-56	L
J 20	Wyoming	87-78	W
J 22	Colorado State	68-47	W
J 27	at Air Force	55-60	L
J 29	at New Mexico	69-78	L
F 3	at San Diego State	72-50	W
F 12	at Utah	62-77	L
F 17	New Mexico	74-78	L
F 19	UNLV	83-82	W
F 24	at Colorado State	54-68	L
F 26	at Wyoming	70-85	L
M 2	Air Force	73-52	W
M 4	San Diego State	67-50	W
M 9	vs. New Mexico ^	55-43	W
M 10	vs. Utah ^	58-54	W
M 11	at UNLV ^	56-79	L
M 15	Bowling Green+	81-54	W
M 20	So. Illinois+	82-57	W
M 22	at Notre Dame+	52-64	L

Coach: Steve Cleveland
 Record: 22-11
 * Cougar Classic
 ^ MWC Tournament (Las Vegas)
 + NIT

2000-2001

BYU finished 24-9 and earned its first conference tournament title since 1992, its first regular-season championship since 1993 and its first NCAA bid since 1995. The Cougars went 10-4 in Mountain West Conference play to earn a three-way share of the title with Utah and Wyoming. BYU won the MWC Tournament and earned an automatic bid to the NCAA Tournament with wins over Air Force, Wyoming and New Mexico at the Thomas & Mack Center in Las Vegas. BYU, the 12th seed, lost its first-round NCAA game at Cox Arena in San Diego



STEVE CLEVELAND

Years: 1997-2005 (8)
 Record: 138-108 (.561)

Having rebuilt a BYU basketball program that had a 1-25 record prior to his arrival, Cleveland achieved a conference title in his fourth season and guided BYU to five consecutive postseason tournaments. Coming off his second conference championship in 2003, Cleveland was named the MWC Coach of the Year after his team finished 23-9 and earned an NCAA Tournament berth. With its invitation in 2004, BYU competed in three NCAA Tournaments under Cleveland (2001, 2003, 2004). In 2000-01, BYU finished 24-9 while earning its first conference tournament title since 1992, its first regular-season championship since 1993 and its first NCAA bid since 1995. In 2001-02, Cleveland's team upset No. 13 Stanford, and during 2003-04 the Cougars upset then No. 25 Oklahoma State, who went on to win the Big 12 title and advance to the NCAA Final Four. He left BYU ranked fourth all-time in coaching victories and second all-time in Marriott Center wins.



The Cougar bench erupts after Trent Whiting grabs a rebound to seal a victory over New Mexico in the 2001 MWC Championship game.

to No. 5-seed Cincinnati. Mekeli Wesley was the MWC Player of the Year, and guards Terrell Lyday and Trent Whiting were named to the MWC First and Second Teams, respectively. As a team, BYU led the nation in free-throw shooting (.780) and had the nation's best single-game field goal percentage, making 70.8 percent vs. Elon College.

DATE	OPPONENT	SCORE	W/L
N 21	Elon College	100-63	W
N 25	UC Santa Barbara	67-53	W
N 30	at San Francisco	70-80	L
D 2	at Arizona State	52-80	L
D 7	Florida Intl.	78-50	W
D 9	vs. Rice	59-49	W
D 14	Southern Utah	58-52	W
D 16	Utah State	69-67	W
D 21	vs. Boise State*	83-67	W
D 22	vs. Iowa St.*	71-77	L
D 23	vs. USC*	67-70	L
D 28	at Weber State	84-75	W
D 30	South Alabama	64-42	W
J 2	Idaho	75-47	W
J 6	Texas A&M Corpus C.	84-68	W
J 13	San Diego State	79-50	W
J 15	UNLV	91-63	W
J 20	at Colorado State	55-60	L
J 22	at Wyoming	78-85	L
J 29	Utah	69-61	W
F 1	Air Force	62-45	W
F 3	New Mexico	65-49	W
F 10	at UNLV	56-68	L
F 12	at San Diego State	69-66	W
F 15	Wyoming	79-63	W
F 17	Colorado State	68-51	W
F 24	at Utah	75-82	L
M 1	New Mexico	72-67	W
M 3	Air Force	51-50	W
M 8	vs. Air Force ^	69-54	W
M 9	vs. Wyoming ^	77-66	W
M 10	vs. New Mexico ^	69-65	W
M 15	vs. Cincinnati+	59-84	L

Coach: Steve Cleveland
 Record: 24-9
 MWC Champion-tie
 MWC Tournament Champion
 * Yahoo Sports Invitational (Laie, HI)
 ^ MWC Tournament (Las Vegas)
 + NCAA (San Diego)

2001-2002

The Cougars earned their third consecutive post-season appearance and their second NIT berth in

three seasons going 18-12 overall and tying for 4th at 7-7 in MWC play. The Cougars were spotless at home again for the second year in a row, posting a perfect 16-0 record. Even though the Cougars managed only two victories away from home one of the two came against national powerhouse and 13th-ranked Stanford at the Thomas & Mack Center during the Las Vegas Showdown on December 22. Junior guard Travis Hansen led the team in scoring (15.6) and rebounding (6.3) and totaled a 30-point, 17-rebound effort at Pepperdine. His 17 boards is the most ever by a BYU guard. Hansen was named second-team All-MWC at season's end. Freshman Jared Jensen earned MWC Co-Freshman of the Year honors joining Jason Straight of Wyoming. Matt Montague averaged 7.2 assists per game to finish sixth nationally. He also set the single-season assists mark with 217 and became the all-time assists leader at BYU, passing Danny Ainge. Montague finished his career with 570 total assists. BYU beat UC Irvine in the first round of the NIT in Provo but fell short in the second round to the eventual NIT Champion Memphis Tigers in Memphis. BYU finished the season with the nation's longest homecourt winning streak at 36 games.

DATE	OPPONENT	SCORE	W/L
N 17	at Univ. of San Diego	70-59	W
N 24	Arizona State	82-70	W
N 28	at UC Santa Barbara	58-68	L
D 1	at Utah State (OT)	81-90	L
D 5	Weber State	65-47	W
D 8	Creighton	61-52	W
D 12	Fort Lewis	101-53	W
D 15	Idaho	70-48	W
D 22	vs. No. 13 Stanford*	81-76	W
D 27	CS Northridge	84-70	W
D 29	Southern Utah	79-58	W
J 2	San Francisco	65-51	W
J 5	at Pepperdine (OT)	79-82	L
J 12	San Diego State	75-64	W
J 15	UNLV	60-47	W
J 19	at New Mexico	58-73	L
J 21	at Air Force	64-74	L
J 28	at Utah	66-71	L
F 2	Wyoming	85-70	W
F 4	Colorado State	57-72	W
F 9	at UNLV	70-73	L
F 11	at San Diego State	73-77	L
F 16	New Mexico	68-62	W
F 18	Air Force	67-51	W

F 23	Utah	63-61	W
F 28	at Wyoming	60-76	L
M 2	at Colorado State (OT)	75-79	L
M 7	vs. San Diego State ^	51-62	L
M 14	UC Irvine +	78-55	W
M 20	at Memphis +	69-80	L

Coach: Steve Cleveland
 Record: 18-12
 * Las Vegas Showdown
 ^ MWC Tournament (Las Vegas)
 + NIT

2002-2003

BYU claimed a share of the Mountain West Conference regular-season title and an NCAA bid for the second time in three years. Playing among the nation's toughest schedules, including 11 different conferences on its nonleague slate, the Cougars finished the year 23-9 overall and earned their 26th conference title going 11-3 in MWC games along with Utah. Unfortunately, BYU had its worst shooting game while losing a close game to No. 5-seed Connecticut at the NCAA Tournament in Spokane, Wash. BYU swept the Front Range trip to Wyoming and CSU for the first time since 1993. BYU coach Steve Cleveland was named the MWC Coach of the Year, and senior guard Travis Hansen was one of two consensus first-team All-MWC players and the MWC's Co-Defensive Player of the Year. The Cougars had the MWC's top defense and also won the preseason Paradise Jam title in St. Thomas, U.S. Virgin Islands. Hansen led the team in scoring (16.8) and blocks (2.0) and was second in assists (2.4) and rebounds (4.8). Mark Bigelow, a third-team All-MWC selection, was second in scoring (13.9), third in rebounding (3.7) and the team's top three-point shooter (6.3). Rafael Araujo, a third-team All-MWC pick, was the third-leading scorer (12.0) and top rebounder (8.9). Sophomore forward Jared Jensen, who received All-MWC honorable mention, added 7.5 points and 3.3 rebounds while JC transfer Kevin Woodberry averaged 6.3 points and 2.5 assists. BYU's 22,702 attendance vs. CSU in its last home game was the largest crowd since 1992 and the 21st largest crowd in school history. BYU had the nation's No. 1 average season increase in attendance to average 14,468 and rank 17th nationally for the year. BYU finished the season 13-1 at home.

DATE	OPPONENT	SCORE	W/L
N 22	vs. Toledo*	71-56	W
N 23	vs. Kansas State*	73-64	W
N 25	vs. St. Bonaventure*	66-57	W
N 30	Rice	95-56	W
D 4	at Arizona State	64-60	W
D 7	at Creighton	64-74	L
D 11	San Diego	64-49	W
D 14	Utah State	66-56	W
D 21	UC Santa Barbara	69-56	W
D 23	at San Francisco	72-84	L
D 28	Southern Utah	93-60	W
J 2	Pepperdine	84-68	W
J 4	vs. Oklahoma State#	65-78	L
J 8	at Weber State	69-75	L
J 11	Idaho State	77-58	W
J 16	UNLV	85-77	W
J 20	at San Diego State	80-69	W
J 25	Utah	75-79	L
F 1	New Mexico	80-64	W
F 3	Air Force	65-33	W
F 8	at Wyoming	74-66	W
F 10	at Colorado State	77-68	W
F 14	at UNLV	54-61	L
F 17	San Diego State	66-64	W
F 24	at Utah	64-71	L
M 1	at Air Force	56-43	W

M 3	at New Mexico	91-81	W
M 6	Wyoming	69-50	W
M 8	Colorado State	67-55	W
M 13	vs. New Mexico ^	71-56	W
M 14	vs. Colorado State ^ (OT)	80-86	L
M 20	vs. Connecticut+	53-58	L

Coach: Steve Cleveland
 Record: 23-9
 MWC Champion-tie
 * Paradise Jam Tournament (Virgin Islands)
 # All-College Classic (Oklahoma City)
 ^ MWC Tournament (Las Vegas)
 + NCAA (Spokane, Wash.)


2003-2004

The Cougars earned their second straight NCAA Tournament berth and their third in four years after finishing in second place in the Mountain West Conference. BYU posted a 21-9 overall record and a 10-4 MWC mark, finishing with a nine-game winning streak, their longest string of victories since the 1992-93 campaign. BYU lost to eventual MWC Tournament Champion Utah 51-54 in the final seconds of the MWC semifinal game and was then narrowly defeated in the first round of the NCAA Tournament as a No. 12 seed by defending national champion and No. 5 seed Syracuse. The Cougars started the season 10-3 with wins over the Pac-10's USC and in-state rival Weber State as well as Idaho State and Santa Clara to capture the 2003 Cable Car Classic title. The Cougars also scored big in defeating Oklahoma State 76-71 Dec. 6 in the Delta Center, handing the eventual Final Four contenders one of only three losses on the season. In conference play, BYU started slow but hit its stride, winning its last eight regular-season games. The Cougars extended their nonconference home win streak to 40 games and were perfect at home for the third time under Steve Cleveland, going 13-0 and extending their overall home win streak to 18 games. Senior center Rafael Araujo, who led the team and finished second in the MWC with 18.4 points, 10.1 rebounds and 1.43 steals per game, earned MWC Co-Player of the Year honors and was an All-MWC First Team pick. Araujo was also named to the Basketball Times All-America Second Team and the Associated Press All-America honorable mention. The Brazilian center was selected No. 8 overall in the 2004 NBA Draft by the Toronto Raptors. Mark Bigelow, a second-team All-MWC selection, led BYU in free-throw percentage (.806, 104-129) and was second in scoring (13.4 ppg). Newcomer Mike Hall, the MWC Defensive Player of the Year and a third-team pick, finished tied for first on the team in steals (1.4 spg). True freshman Mike Rose led the MWC in three-point field-goal percentage at 46 percent (28-61) and set a single-game three-point record with eight against Southern Utah. Senior Luiz Lemes led the team and finished third in the MWC in assists (4.53 apg). As a team, BYU led the MWC in free-throw percentage (.724), assists (14.83 apg) and field-goal percentage (.487), a mark that also ranked eighth nationally. BYU also led the league in attendance, averaging 15,300 fans per game including the highest Marriott Center attendance since 1992 with 22,718 fans for BYU's contest against Utah.

DATE	OPPONENT	SCORE	W/L
N 21	Southern Utah	88-54	W
N 26	at California	46-47	L
N 29	Utah Valley State	84-65	W
D 2	at Boise State	75-69	W
D 6	vs. Oklahoma State+	76-71	W
D 10	Western Oregon	92-56	W
D 13	Southern California	85-61	W



D 20	Weber State	86-65	W
D 23	at Utah State	74-76	L
D 29	vs. Idaho State*	90-66	W
D 30	at Santa Clara*	68-66	W
J 2	St. Mary's College (Calif.)	70-55	W
J 7	at North Carolina State	62-89	L
J 12	at San Diego State	61-65	L
J 17	Colorado State	82-53	W
J 19	Wyoming	78-64	W



2004 NCAA TOURNAMENT

J 24	at Air Force	52-74	L
J 26	at New Mexico	63-65	L
J 31	at Utah	56-64	L
F 7	UNLV	64-61	W
F 9	San Diego State (OT)	83-69	W
F 14	at Wyoming	67-53	W
F 16	at Colorado State	79-73	W
F 21	New Mexico	88-71	W
F 23	Air Force	67-61	W
M 1	Utah	70-57	W
M 6	at UNLV	89-88	W
M 11	vs. Wyoming ^	79-74	W
M 12	vs. Utah ^	51-54	L
M 18	vs. Syracuse#	75-80	L

Coach: Steve Cleveland
Record: 21-9
+ Played at Delta Center, Salt Lake City
* Cable Car Classic (Santa Clara)
^ MWC Tournament (Denver)
NCAA Tournament (Denver)

2004-2005

In uncharacteristic fashion, the young and injury-plagued 2004-05 Cougars struggled through a 9-21 season, finishing the year 6-8 at home, 2-9 away and 1-4 on a neutral floor while compiling a 3-11 MWC record. The Cougars played the toughest schedule among Mountain West Conference teams for the second straight year as they faced two Atlantic Coast Conference teams, four Pac-10 teams, six teams that went to the NCAA tournament and one that played in the National Invitational Tournament, giving BYU valuable experience against the nation's top teams. The prestigious Maui Invitational proved a challenging way to begin the season for BYU as they faced a tournament field that included No. 11 North Carolina, No. 13 Louisville, No. 15 Texas and No. 25 Stanford. After losing to the Tar Heels and the Cardinal, the Cougars earned their first win of the season against tournament-host Chaminade

with four BYU players scoring in double figures led by senior Jared Jensen with 16 points. The Cougars continued to battle throughout the rest of nonconference play, going 6-10 with wins against Boise State, Weber State, Southern Utah, Santa Clara and Montana State Billings in a 110-70 shootout. After earning splits with New Mexico, Colorado State and UNLV and being swept by Utah, Air Force, Wyoming and Colorado State enroute to a 3-11 MWC record, BYU opened the MWC Tournament against the league's hottest team, the Lobos, who entered the game on a seven-game winning spree. New Mexico kept the streak alive, defeating BYU 85-71, before going on to win the tournament championship, marking the sixth straight year that the Cougars have either won the tournament or been knocked out by the eventual champion. Senior Mike Hall led the way for the Cougars, averaging 13.9 points per game and ranking fourth in the league in steals, earning third-team All-MWC honors. Sophomore point guard Austin Ainge had a breakout year as the Cougar point guard, ranking third in the conference in assists (4.1), and received All-MWC honorable mention. Sophomore transfer Keena Young made his presence known in his first season at BYU, leading the team in rebounds (5.6). BYU also said goodbye to seniors Terry Nashif and Jared Jensen, who finished his Cougar career ranked No. 1 all-time among BYU centers in career free-throw percentage (.809) and tied for No. 2 all-time in career field-goal accuracy (.567).

DATE	OPPONENT	SCORE	W/L
N 22	vs. North Carolina*	50-86	L
N 23	vs. Stanford*	53-62	L
N 24	at Chaminade*	77-56	W
N 27	California	64-67	L
D 1	at Utah State	57-71	L
D 4	at USC	82-87	L
D 8	Boise State	90-77	W
D 11	vs. Washington State+	46-49	L
D 18	Utah State	62-84	L
D 21	N.C. State	61-72	L
D 23	at Weber State	79-61	W
D 28	Southern Utah	77-52	W
D 31	Santa Clara	87-74	W
J 4	at Saint Mary's	51-72	L
J 8	San Diego State	57-59	L
J 11	MSU-Billings	110-70	W
J 15	at Colorado State	67-74	L
J 17	at Wyoming	71-83	L
J 22	Air Force	49-52	L
J 24	New Mexico	68-53	W
J 31	Utah	58-72	L
F 5	at UNLV (OT)	82-72	W
F 7	at San Diego State	58-66	L
F 12	Wyoming	58-59	L
F 14	Colorado State	50-49	W
F 19	at New Mexico	72-91	L
F 21	at Air Force	39-70	L
F 26	at Utah	60-69	L
M 5	UNLV	66-76	L
M 10	vs. New Mexico ^	71-85	L

Coach: Steve Cleveland
Record: 9-21
* EA SPORTS Maui Invitational
+ Played at Delta Center, Salt Lake City
^ MWC Tournament (Denver)

2005-2006


Picked to finish last in the Mountain West Conference coming off a 9-21 season, BYU proved to be anything but the league's doormat in 2005-06 under the direction of first-year head coach Dave Rose. The Cougars finished in a second-place tie with Air Force at 12-4, one game behind league-champion San Diego State and posted a

20-9 record overall to earn a berth in the new NCAA-owned National Invitation Tournament. After winning their final six league games and 10 of their last 11, including four of five on the road, the Cougars were the second-most improved program in the nation behind South Alabama, improving by 11.5 games overall and increasing the team's winning percentage from .300 in 2004-05 to .690 in 2005-06. Cougar freshman Trent Plaisted was named a Freshman All-American while Rose received honorable mention for National Coach of the Year honors from Scout.com. Rose was selected the MWC Coach of the Year and the U.S. Basketball Writers Association District VIII Coach of the Year, becoming the first BYU coach to be named District Coach of the Year since Roger Reid earned the same honor in 1992. Plaisted also received league Freshman of the Year and second-team All-MWC honors. Keena Young was named third-team All-MWC, while Rashaun Broadus and Brock Reichner, who earned a starting job in his senior year as a walk-on and was the team's second-leading scorer, received honorable mention. Fun to watch, the Cougars earned the respect of their fans with their consistently entertaining and highly successful style of play, ending the season ranked second among MWC schools in attendance at 11,069. In BYU's final home game, a season-high 20,732 Cougar faithful gathered to cheer BYU to victory over New Mexico, see the senior sendoff for Reichner and witness the jersey retirement of the late Kresimir Cosic. The Basketball Hall of Fame member and first-ever foreign-born All-American was honored during a touching halftime ceremony that reflected on the amazing basketball career and personal achievements of the 6-foot-11 native of Zadar, Yugoslavia.

DATE	OPPONENT	SCORE	W/L
N 18	Loyola Marymount	71-83	L
N 22	at Wash. St. (in Spokane)	76-68	W
N 26	Southern Utah	86-61	W
N 30	vs. Lamar+	97-74	W
D 3	at USC	68-74	L
D 7	Boise State	80-77	W
D 10	Northern Kentucky	65-46	W
D 17	Weber State	80-54	W
D 22	at Utah State	80-91	L
D 27	Eastern Washington	97-66	W
D 30	Tulsa	68-49	W

J 5	at Air Force	59-75	L
J 7	Utah	72-60	W
J 11	at UNLV	72-82	L
J 18	Wyoming	80-67	W
J 21	at San Diego St.	88-61	L
J 25	TCU (OT)	89-80	W
J 28	at Colorado State	86-84	W
F 1	at New Mexico	77-71	W
F 4	Air Force	65-59	W
F 8	at Utah	79-60	L
F 11	UNLV	75-72	W
F 18	at Wyoming	74-68	W
F 22	San Diego State	100-90	W
F 25	at TCU	81-72	W
M 1	Colorado State	77-69	W
M 4	New Mexico	76-68	W
M 9	vs. Utah ^	70-74	L
M 15	at Houston+	67-77	L

Coach: Dave Rose
Record: 20-9
+ Played at Delta Center, Salt Lake City
^ MWC Tournament (Denver)
+ NIT



2005-06: DAVE ROSE'S FIRST YEAR

DAVE ROSE

Years: 2005-Present (1)
Record: 20-9 (.690)

In his first season at BYU, Rose led BYU to a second-place MWC finish and helped the Cougars become the second-most improved program in the nation behind South Alabama, improving by 11.5 games overall. For his efforts, Rose received honorable mention for National Coach of the Year honors from Scout.com and was commended by many of his peers throughout the season. He was selected the MWC Coach of the Year and the U.S. Basketball Writers Association District VIII Coach of the Year, becoming the first BYU coach to be named District Coach of the Year since Roger Reid earned the same honor in 1992. With the 20-9 record, Rose became the fifth Cougar head coach to reach 20 wins in his first year at the helm, achieving BYU's 29th 20-win season.





YEAR-BY-YEAR TEAM STATISTICS

YEAR	GMS	MINUTES	FG	FGA	FG%	3 FG	3 FGA	3-FG%	FT	FTA	FT%	O-RB	D-RB	TOTAL REB.	RB AVG	PF	FO
1948-49	34		837						442	654	0.676					607	
1949-50	34		670	1977	0.339				420	668	0.629					563	
1950-51	37		920	2611	0.352				597	902	0.660			1457	39.4	709	25
1951-52	24		576	1756	0.328				299	482	0.620			901	37.5	442	15
1952-53	30		743		0.330				566		0.660			1392	46.4	558	22
1953-54	28		697		0.330				529		0.610			1335	47.7	539	9
1954-55	26		685	2104	0.326				522	808	0.646			1268	48.8	521	
1955-56	26		735	2032	0.362				536	770	0.696			1451	55.8	473	20
1956-57	28		688	1956	0.352				609	831	0.733			1230	43.9	508	18
1957-58	26		646	1731	0.373				405	650	0.623			1279	49.2	513	22
1958-59	26		751	1822	0.412				436	698	0.625			1402	53.9	470	22
1959-60	25		630	1653	0.381				416	613	0.679			1168	46.7	459	18
1960-61	26		736	1790	0.411				451	670	0.673			1255	48.3	524	
1961-62	26		725	1910	0.380				390	604	0.646			1293	49.7	530	
1962-63	26		745	1825	0.408				495	701	0.706			1273	49.0	596	
1963-64	25		775	1775	0.437				424	605	0.701			1220	48.8	508	
1964-65	28		1014	2122	0.478				611	825	0.741			1457	52.0	584	
1965-66	25		946	1898	0.498				496	693	0.720			1346	53.8	488	
1966-67	24		762	1550	0.492				436	644	0.678			1117	46.5	519	
1967-68	25		787	1803	0.436				490	720	0.681			1276	51.0	498	
1968-69	28		903	2029	0.445				519	785	0.661			1438	51.4	574	
1969-70	26		812	1859	0.437				472	718	0.657			1369	52.7	534	
1970-71	29		918	1933	0.475				565	805	0.702			1352	46.6	403	
1971-72	26		801	1659	0.483				526	736	0.715			1206	46.4	435	12
1972-73	26		822	1701	0.483				428	594	0.721			1240	47.7	365	
1973-74	26		788	1730	0.455				439	581	0.756			1137	43.7	492	12
1974-75	26		819	1725	0.475				424	613	0.692			1119	43.0	552	24
1975-76	26		805	1722	0.467				405	585	0.692			1162	44.7	572	31
1976-77	27		800	1706	0.469				413	571	0.723			1071	39.7	579	24
1977-78	30		957	1974	0.485				515	725	0.710			1126	37.5	640	39
1978-79	28		940	1778	0.529				501	717	0.699			1176	42.0	587	29
1979-80	29		955	1830	0.529				511	722	0.708			1224	42.2	543	21
1980-81	32		960	1954	0.491				600	840	0.714			1366	42.7	591	29
1981-82	30		697	1511	0.461				491	689	0.712			1118	37.2	507	14
1982-83	29		761	1652	0.461				492	687	0.716			1111	38.3	560	27
1983-84	31		896	1762	0.509				641	855	0.75			1076	34.7	624	17
1984-85	29		821	1773	0.463				533	789	0.676			1048	36.1	671	29
1985-86	32		897	1917	0.468				534	769	0.694			1171	36.6	654	22
1986-87	32		965	1972	0.489	127	318	0.399	577	773	0.746			1186	37.1	673	15
1987-88	32		976	1839	0.531	146	323	0.452	637	835	0.763			1160	36.3	597	15
1988-89	29		838	1675	0.500	135	359	0.376	527	647	0.815			968	33.4	574	14
1989-90	30		739	1482	0.499	140	311	0.450	492	684	0.719			925	30.8	584	21
1990-91	34		876	1796	0.488	121	303	0.399	581	825	0.704	348	811	1257	37.0	660	18
1991-92	32		877	1762	0.498	214	497	0.431	599	813	0.737	302	760	1176	36.8	621	20
1992-93	34	6875	948	1905	0.498	161	443	0.363	697	909	0.767	405	837	1324	38.9	721	15
1993-94	32	6453	876	1779	0.492	141	444	0.318	647	880	0.735	330	741	1185	37.0	691	21
1994-95	32	6481	809	1743	0.464	170	486	0.350	617	798	0.773	338	693	1124	35.1	601	22
1995-96	28	5602	802	1690	0.475	112	335	0.334	587	767	0.765	307	652	1061	37.9	599	
1996-97	26	5218	578	1453	0.398	99	379	0.261	292	453	0.645	246	483	824	31.7	505	18
1997-98	30	6081	589	1571	0.375	194	638	0.304	534	749	0.713	328	620	1060	35.3	638	
1998-99	28	5650	671	1487	0.451	176	474	0.371	491	677	0.725	254	659	913	32.6	585	28
1999-2000	33	6624	795	1725	0.461	192	515	0.373	546	784	0.696	299	819	1118	33.9	640	15
2000-01	33	6600	744	1620	0.459	185	485	0.381	651	835	0.780	292	760	1052	31.9	691	23
2001-02	30	6076	711	1514	0.470	170	428	0.397	523	688	0.760	265	735	1000	33.3	561	18
2002-03	32	6425	765	1654	0.463	194	517	0.375	575	762	0.755	353	781	1134	35.4	688	23
2003-04	30	6025	764	1571	0.486	171	487	0.351	501	692	0.724	316	701	1017	33.9	566	14
2004-05	30	6025	690	1648	0.419	211	583	0.362	381	530	0.719	347	670	1017	33.9	551	10
2005-06	29	5925	782	1692	0.462	282	521	0.388	443	620	0.715	325	699	1024	35.3	582	12



YEAR-BY-YEAR TEAM STATISTICS

YEAR	ASSTS	TO	BLOCKS	STEALS	POINTS	PPG	WINS	LOSS	WIN %	CONF. WINS	CONF. LOSS	PLACE, CONF.	NCAA/NIT	RECORD
1948-49					2116	58.8	21	13	0.618	12	8	4th, SC		
1949-50					1760	55.0	22	12	0.647	14	6	1st, SC	NCAA	1-1
1950-51	405				2416	65.3	28	9	0.757	15	5	1st, SC	NCAA/NIT	1-2, 3-0*
1951-52	171				1451	60.4	14	10	0.583	9	5	2nd, SC		
1952-53					2052	68.5	22	8	0.733	11	3	2nd, SC	NIT	0-1
1953-54					1923	68.6	18	11	0.621	9	5	3rd, SC	NIT	0-1
1954-55					1892	72.8	13	13	0.500	10	4	2nd, SC		
1955-56					2006	77.2	18	8	0.692	10	4	2nd, SC		
1956-57					1985	70.1	19	9	0.679	11	3	1st, SC	NCAA	1-1
1957-58					1697	65.3	12	14	0.462	9	5	T2nd, SC		
1958-59					1965	75.6	15	11	0.577	8	6	4th, SC		
1959-60					1676	67.0	8	17	0.320	5	9	5th, SC		
1960-61					1923	74.0	15	11	0.577	9	5	3rd, SC		
1961-62					1834	70.5	10	16	0.385	5	9	4th, SC		
1962-63					1985	76.3	12	14	0.462	6	4	2nd, WAC		
1963-64					1974	79.0	13	12	0.520	5	5	3rd, WAC		
1964-65					2639	94.3	21	7	0.750	8	2	1st, WAC	NCAA	0-2
1965-66					2388	95.5	20	5	0.800	6	4	2nd, WAC	NIT	3-0*
1966-67					1960	81.7	14	10	0.583	8	2	T1st, WAC		
1967-68					2064	85.6	13	12	0.52	4	6	T4th, WAC		
1968-69					2325	83.0	16	12	0.571	6	4	T1st, WAC	NCAA	0-1
1969-70					2096	80.6	8	18	0.308	4	10	7th, WAC		
1970-71					2401	82.8	18	11	0.621	10	4	1st, WAC	NCAA	1-2
1971-72					2128	81.8	21	5	0.808	12	2	1st, WAC	NCAA	0-1
1972-73					2068	79.5	19	7	0.731	9	5	T2nd, WAC		
1973-74					2015	77.5	11	15	0.423	6	8	6th, WAC		
1974-75					2062	79.3	12	14	0.462	5	9	6th, WAC		
1975-76	445				2015	77.5	12	14	0.462	6	8	T5th, WAC		
1976-77	444				2013	74.6	12	15	0.444	4	10	7th, WAC		
1977-78	565	475	70	168	2429	81.0	12	18	0.400	6	8	T4th, WAC		
1978-79	540	489	97	172	2381	85.0	20	8	0.714	10	2	1st, WAC	NCAA	0-1
1979-80	560	450	103	144	2421	83.5	24	5	0.828	13	1	1st, WAC	NCAA	0-1
1980-81	542	476	117	157	2520	78.8	25	7	0.781	12	4	3rd, WAC	NCAA	3-1
1981-82	450	444	90	127	1885	62.8	17	13	0.567	9	7	T4th, WAC	NIT	0-1
1982-83	445	394	133	173	2014	69.4	15	14	0.517	11	5	T1st, WAC		
1983-84	495	444	75	196	2433	78.5	20	11	0.645	12	4	2nd, WAC	NCAA	1-1
1984-85	438	364	64	183	2175	75.0	15	14	0.517	9	7	T3rd, WAC		
1985-86	496	452	102	187	2328	72.8	18	14	0.563	11	5	4th, WAC	NIT	2-1
1986-87	540	423	109	201	2634	82.3	21	11	0.656	12	4	2nd, WAC	NCAA	0-1
1987-88	597	442	86	205	2735	85.5	26	6	0.813	13	3	1st, WAC	NCAA	1-1
1988-89	438	392	25	175	2338	80.6	14	15	0.483	7	9	5th, WAC		
1989-90	467	369	47	191	2110	70.3	21	9	0.700	11	5	T1st, WAC	NCAA	0-1
1990-91	565	473	246	175	2454	72.2	21	13	0.618	11	5	2nd, WAC	NCAA	1-1
1991-92	564	451	94	219	2567	80.2	25	7	0.781	12	4	T1st, WAC	NCAA	0-1
1992-93	613	566	127	214	2754	81.0	25	9	0.735	15	3	T1st, WAC	NCAA	1-1
1993-94	482	474	108	219	2540	79.4	22	10	0.688	12	6	3rd, WAC	NIT	1-1
1994-95	498	448	99	225	2405	75.2	22	10	0.688	13	5	T2nd, WAC	NCAA	0-1
1995-96	479	386	71	185	2303	82.3	15	13	0.536	9	9	5th, WAC		
1996-97	316	425	53	147	1547	59.5	1	25	0.038	0	16	8th, WAC Mtn		
1997-98	355	486	72	194	1906	63.5	9	21	0.300	4	10	6th, WAC Mtn		
1998-99	359	484	87	188	2009	71.8	12	16	0.429	6	8	5th, WAC Pac		
1999-2000	478	453	73	236	2328	70.5	22	11	0.667	7	7	6th, MWC	NIT	2-1
2000-01	414	454	108	203	2324	70.4	24	9	0.727	10	4	T1st, MWC	NCAA	0-1
2001-02	420	412	92	158	2115	70.5	18	12	0.600	7	7	T4th, MWC	NIT	1-1
2002-03	428	436	82	222	2299	71.8	23	9	0.719	11	3	T1st, MWC	NCAA	0-1
2003-04	445	409	98	208	2200	73.3	21	9	0.700	10	4	2nd, MWC	NCAA	0-1
2004-05	370	439	104	183	1972	65.7	9	21	0.429	3	11	T7th, MWC		
2005-06	462	425	108	197	2209	76.2	20	9	0.690	12	4	T2nd, MWC	NIT	0-1

* NIT Champions



BYU COACHING BREAKDOWN

YEAR	COACH	CONF.	FINISH	(REC.)	OVERALL	OFF.	DEF.	DIFF.
2006	Dave Rose	T2nd	MWC	(12-4)	20-9	76.2	71.7	+4.5
2005	Steve Cleveland	T7th	MWC	(3-11)	9-21	65.7	69.0	-3.3
2004	Steve Cleveland	2nd	MWC	(10-4)	21-9	71.4	65.6	+5.8
2003	Steve Cleveland	1st	MWC	(11-3)	23-9	71.8	63.5	+8.3
2002	Steve Cleveland	T4th	MWC	(7-7)	18-12	70.5	65.0	+5.5
2001	Steve Cleveland	1st	MWC	(10-4)	24-9	70.4	62.7	+7.7
2000	Steve Cleveland	6th	MWC	(7-7)	22-11	70.5	63.8	+6.7
1999	Steve Cleveland	5th	WAC	(6-8)	12-16	71.8	73.4	-1.6
1998	Steve Cleveland	6th	WAC	(4-10)	9-21	63.5	69.8	-6.3
1997	Tony Ingle	16th	WAC	(0-16)	0-19	58.3	78.9	-20.6
1997	Roger Reid		WAC	(0-0)	1-6	62.9	80.3	-17.4
1996	Roger Reid	5th	WAC	(9-9)	15-13	82.3	78.4	+3.9
1995	Roger Reid	2nd	WAC	(13-5)	22-10	75.2	69.2	+6.0
1994	Roger Reid	3rd	WAC	(12-6)	22-10	79.4	74.4	+5.0
1993	Roger Reid	1st	WAC	(15-3)	25-9	81.0	71.9	+9.1
1992	Roger Reid	1st	WAC	(12-4)	25-7	80.2	69.6	+10.6
1991	Roger Reid	2nd	WAC	(11-5)	21-13	72.2	68.7	+3.5
1990	Roger Reid	1st	WAC	(11-5)	21-9	70.3	65.7	+4.6
1989	Ladell Andersen	5th	WAC	(7-9)	14-15	80.6	80.1	+0.5
1988	Ladell Andersen	1st	WAC	(13-3)	26-6	85.5	76.2	+9.3
1987	Ladell Andersen	2nd	WAC	(12-4)	21-11	82.3	77.2	+5.1
1986	Ladell Andersen	4th	WAC	(11-5)	18-14	72.8	70.6	+2.2
1985	Ladell Andersen	3rd	WAC	(9-7)	15-14	75.0	74.4	+0.6
1984	Ladell Andersen	2nd	WAC	(12-4)	20-11	78.5	75.0	+3.5
1983	Frank Arnold	1st	WAC	(11-5)	15-14	69.5	66.2	+3.3
1982	Frank Arnold	4th	WAC	(9-7)	17-13	62.8	58.4	+4.4
1981	Frank Arnold	3rd	WAC	(12-4)	25-7	78.8	71.1	+7.7
1980	Frank Arnold	1st	WAC	(13-1)	24-5	83.5	72.5	+11.0
1979	Frank Arnold	1st	WAC	(10-2)	20-8	85.0	76.6	+8.4
1978	Frank Arnold	4th	WAC	(6-8)	12-18	81.0	83.2	-2.2
1977	Frank Arnold	7th	WAC	(4-10)	12-15	74.6	75.1	-0.5
1976	Frank Arnold	5th	WAC	(6-8)	12-14	77.5	83.9	-6.4
1975	Glenn Potter	6th	WAC	(5-9)	12-14	79.3	80.3	-1.0
1974	Glenn Potter	6th	WAC	(6-8)	11-15	77.5	83.9	-6.4
1973	Glenn Potter	2nd	WAC	(9-5)	19-7	79.5	74.6	+4.9
1972	Stan Watts	1st	WAC	(12-2)	21-5	81.8	74.1	+7.7
1971	Stan Watts	1st	WAC	(10-4)	18-11	82.8	79.1	+3.7
1970	Stan Watts	7th	WAC	(4-10)	8-18	80.7	84.1	-3.4
1969	Stan Watts	1st	WAC	(6-4)	16-12	83.0	80.7	+2.3
1968	Stan Watts	4th	WAC	(4-6)	13-12	82.6	78.2	+4.4
1967	Stan Watts	1st	WAC	(8-2)	14-10	81.7	76.1	+5.6
1966	Stan Watts	2nd	WAC	(6-4)	20-9	95.5	82.9	+12.6
1965	Stan Watts	1st	WAC	(8-2)	21-7	94.3	84.1	+10.2
1964	Stan Watts	3rd	WAC	(5-5)	13-12	79.0	80.2	-1.2
1963	Stan Watts	2nd	WAC	(6-4)	12-14	77.1	78.3	-1.2
1962	Stan Watts	4th	MSC	(5-9)	10-16	70.5	74.9	-4.4
1961	Stan Watts	3rd	MSC	(9-5)	15-11	73.9	71.9	+2.0
1960	Stan Watts	5th	MSC	(5-9)	9-17	67.0	75.1	-8.1
1959	Stan Watts	4th	MSC	(8-6)	15-11	75.5	71.2	+4.3
1958	Stan Watts	2nd	MSC	(9-5)	13-13	65.3	66.7	-1.4
1957	Stan Watts	1st	MSC	(11-3)	19-9	70.7	67.1	+3.6
1956	Stan Watts	2nd	MSC	(10-4)	18-8	77.2	67.0	+10.2
1955	Stan Watts	2nd	MSC	(10-4)	13-13	72.7	71.0	+1.7
1954	Stan Watts	2nd	MSC	(9-5)	18-11	68.6	64.8	+3.8
1953	Stan Watts	2nd	MSC	(11-3)	22-8	69.2	56.2	+13.0
1952	Stan Watts	2nd	MSC	(9-5)	14-10	60.4	58.8	+1.6
1951	Stan Watts	1st	RMC	(15-5)	28-8	65.3	55.7	+9.6
1950	Stan Watts	1st	RMC	(14-6)	22-12	55.0	49.9	+5.1

WAC=Western Athletic Conference; MSC=Mountain State Conference;
RMC=Rocky Mountain Conference

MARRIOTT CENTER W/L RECORDS

YEARS	HEAD COACH	W/L	PCT.
1971-72	Stan Watts	12-0	1.000
Stan Watts Total		12-0	1.000
1972-73	Glenn Potter	11-3	.786
1973-74	Glenn Potter	6-4	.600
1974-75	Glenn Potter	9-6	.533
Glenn Potter Total		26-13	.641
1975-76	Frank Arnold	7-5	.583
1976-77	Frank Arnold	6-6	.500
1977-78	Frank Arnold	9-4	.692
1978-79	Frank Arnold	14-0	1.00
1979-80	Frank Arnold	12-2	.857
1980-81	Frank Arnold	13-0	1.00
1981-82	Frank Arnold	11-5	.688
1982-83	Frank Arnold	9-6	.600
Frank Arnold Total		81-28	.743
1983-84	Ladell Andersen	14-1	.933
1984-85	Ladell Andersen	9-5	.643
1985-86	Ladell Andersen	12-4	.750
1986-87	Ladell Andersen	10-4	.786
1987-88	Ladell Andersen	16-2	.889
1988-89	Ladell Andersen	10-5	.667
Ladell Andersen Total		71-21	.783
1989-90	Roger Reid	15-0	1.00
1990-91	Roger Reid	10-6	.625
1991-92	Roger Reid	14-1	.933
1992-93	Roger Reid	13-1	.929
1993-94	Roger Reid	14-2	.875
1994-95	Roger Reid	14-0	1.000
1995-96	Roger Reid	11-4	.733
1996-97	Roger Reid	1-4	.143
Roger Reid Total		92-18	.821
1996-97	Tony Ingle	0-9	.000
Tony Ingle Total		0-9	.000
1997-98	Steve Cleveland	4-10	.286
1998-99	Steve Cleveland	9-5	.643
1999-00	Steve Cleveland	14-2	.875
2000-01	Steve Cleveland	15-0	1.000
2001-02	Steve Cleveland	16-0	1.000
2002-03	Steve Cleveland	13-1	.929
2003-04	Steve Cleveland	13-0	1.000
2004-05	Steve Cleveland	6-8	.429
Steve Cleveland Total		90-26	.776
2005-06	Dave Rose	14-1	.933
Dave Rose Total		14-1	.933
Total		386-116	.769



BYU COACHING RECORDS

Table with 5 columns: YEARS, HEAD COACH, WON, LOST, PCT. Lists coaching records from 1905-08 to 2005-Pres. and an overall record.

POSTSEASON RECORDS

STAN WATTS

- NCAA Overall - 4-10
NIT Overall - 6-2
1950 - NCAA - 1-1
1951 - NCAA - 1-2
NIT - 3-0
1953 - NIT - 0-1
1954 - NIT - 0-1
1957 - NCAA - 1-1
1965 - NCAA - 0-2
1966 - NIT - 3-0
1969 - NCAA - 0-1
1971 - NCAA - 1-2
1972 - NCAA - 0-1

FRANK ARNOLD

- NCAA Overall - 3-3
NIT Overall - 0-1
1979 - NCAA - 0-1
1980 - NCAA - 0-1
1981 - NCAA - 3-1
1982 - NIT - 0-1

LADELL ANDERSEN

- NCAA Overall - 2-3
NIT Overall - 2-1
1984 - NCAA - 1-1
1986 - NIT - 2-1
1987 - NCAA - 0-1
1988 - NCAA - 1-1

ROGER REID

- NCAA Overall - 2-5
NIT Overall - 1-1
1990 - NCAA - 0-1
1991 - NCAA - 1-1
1992 - NCAA - 0-1
1993 - NCAA - 1-1
1994 - NIT - 1-1
1995 - NCAA - 0-1

STEVE CLEVELAND

- NCAA Overall - 0-3
NIT Overall - 3-2
2000 - NIT - 2-1
2001 - NCAA - 0-1
2002 - NIT - 1-1
2003 - NCAA - 0-1
2004 - NCAA - 0-1

DAVE ROSE

- NCAA Overall - N/A
NIT Overall - 0-1
2006 - NIT - 0-1

MEN'S BASKETBALL COACHES (SINCE 1960)

Table with 3 columns: YEARS, HEAD COACH, ASSISTANT COACHES. Lists coaching records from 1959-60 to 2006-07.




AAA	
Ron Abegglen	1959-60-61
Jarkko Ahlbom	1996-97-98
*Austin Ainge	2003-04-05-06-07
Danny Ainge	1978-79-80-81
Doug Ainge	1974
Von Alleman	1982-83
Glen Allen	1938-39-40
John Allen	2003
Markland Allred	1935-38
John Alstrom	1962-63
Brian Ambrozich	1972-73
Belmont Anderson	1972-73-74
Blaine Anderson	1954-55-56
David Anderson	1997
Greg Anderson	1977-78
Harry Anderson	1955-56-57
Jack Anderson	1956-57
Kenneth Anderson	1924
Steve Anderson	1978-79-80
Lou Andrus	1963
Steve Andrus	1989-90
Brett Applegate	1983-84
Rafael Araujo	2003-04
Jordan Archibald	2000-01
Lance Archibald	1996-97-98-99
Stan Ashby	1962
Alan Astle	1984-87-88-89
David Astle	1990-91-92-93
BBB	
Bryce Bailey	1944-45-46-47
Dave Bailey	1971-72
Maynard Bailey	1945
Clyde Baker	1970-71
*Jimmy Balderson	2002-05-06-07
Wilburn Ball	1933
Greg Ballif	1978-79-80-81-82
Mark Ballif	1929-30
Dave Barber	1960
Bruce Barron	1968-69

Gary Batchelor	1961-62-63
Ivan Beem	1947-48-49-50
Doug Beck	1957
Chad Beckstead	1937-38
Ron Bell	1960
John Benson	1955-56-57
Jim Benton	1935
Grant Berges	1995-96-97
Mike Berning	1974
Frank Berrett	1959-60
Sherrell Berrett	1959
Roland Bevell	1960-61
Lowell Biddulph	1925
Mark Bigelow	1999-02-03-04
Nick Bird	1923
Gus Black	1935-36-37
Bill Blumenthal	1962-63-64
Daniel Bobik	2001-02
Ralph Bonham	1953
Malcolm Booth	1938
Danny Bower	1998-99
Ricky Bower	2003-04
Shawn Bradley	1991
Paul Briggs	1989-90
Lloyd Brink	1939-40-41
Eldon Brinley	1928-29-30-31
*Rashaun Broadus	2006-07
Walter Brooks	1935-36
Tyrone Brown	1997
Vince Bryan	1988-89
Jay Bunker	1971-72-73
David Burgess	2005-06
Joshua Burgess	2004-05
*Sam Burgess	2005-06-07
Van Burgess	1953-54-55
Bruce Burton	1961-62-63
CCC	
Nathan Call	1987-88-91-92
*Jordan Cameron	2007
Elbert Campbell	1935


Jeff Campbell	1991-95-96-97
Hugh Cannon	1934-35-36
Bobby Capener	1982-83-86-87
Jon Carlisle	2002
Jeff Chatman	1985-86-87-88
Jay Cheesman	1974-75-76-77
Larry Cheesman	1977-78
Junior Child	1946-47
Jacob Chrisman	2001
Bryce Christensen	1940-41
Craig Christensen	1976-79-80-81-82
Harold Christensen	1951-52-53
Jack Christensen	1937-38-39
Kurt Christensen	1992-93-94
Todd Christensen	1996-99-00
Lee Christiansen	1930
Fred Clark	1918-19
Randy Clark	1947-48-49
Grig Clawson	1973-74-75
Mark Clausen	1988
Robert Cochran	1985-86
Reed Collins	1926-27-28
Stan Collins	1953-54
Jeff Congdon	1964-65-66
George Cooper	1928-29-30-31
Nathan Cooper	1996-99-00-01
Kresimir Cosic	1971-72-73
Wayne Cottle	1950-51
Bob Craig	1949-50-51
Steve Craig	1976-79-80-81
Jack Cravens	1957-58
Bill Crow	1962-63
Todd Crow	1990
Larry Crowley	1960-61
Dave Crowton	1936
Ralph Crowton	1935-36-39
Sherman Crump	1952-53-54
Ryan Cuff	1993
*Lee Cummard	2006-07
DDD	
Dick Dabbling	1946
Jerry Dahlman	1963
Kirk Davidson	1990-91
Bob Davis	1968-69-70
Derek Dawes	2001-04-05-06
Larry DeLaittre	1970
Dee Denzer	1964
Bob Detmers	1937
Willard Devitt	1938
Brian Dignan	1998-99
Buck Dixon	1923-24-25-26
Sanky Dixon	1926-27-28-29
Chris Dowling	1969
Paul Drechsel	1983-84
Jon Dresser	1967-68-69
Mike Dresser	2004
Jerry Dunn	1918-20-21
Loren Dunn	1951-52
Devin Durrant	1979-80-83-84
Kent Durrant	1949-51
Mark Durrant	1990-93-94-95
EEE	
Jim Eakins	1966-67-68
Gary Earnest	1959-60-61
Dave Eastis	1959-60-61
Valoy Eaton	1958-59-60
Clarence Edwards	1918-19-20

Bud Eggertsen	1940
Joe Ellsworth	2000
Duane Esplin	1941-42-47
Fay Evans	1932-33
Ferd Evans	1932-33
Talmadge Eyre	1998
FFF	
John Fairchild	1964-65
Mel Fawcett	1932
Bryan Fink	1985-86
John Fish	1989-92-93-94
Orville Fisher	1966-67-68
Chad Fister	1996
Alan Frampton	1989-90
Danny Frazier	1979
Bernie Fryer	1971-72
DeRay Fullmer	1947-48-49-50
Frank Fullmer	1940-41-42
Gary Furniss	1981-82-83
GGG	
Dean Gardner	1940-41-42
Mike Gardner	1963-64-65
Morris Gardner	1947
Floyd Garn	1931-32
Alma Garrett	1946-47
Todd Gentry	1990
Earl Giles	1934-35-36-37
Floyd Giles	1941-42-43-46
Lynn Gleave	1958
Elwood Gledhill	1923
Tom Gneiting	1985-86-87
George Gourley	1933
Lee Gourley	1935
R. Clark Greenhalgh	1945-46-49
Tom Griggs	1924
Dick Grimmett	1934
Earl Groesbeck	1925
Holden Gunnnett	1935-39
John Gustin	1957-58
HHH	
Ed Hale	1947
Mike Hall	2004-05
Lynn Halvorsen	1929
Lee Hamblin	1943
Brian Hamilton	1998-99
Chris Handy	1998
Mark Handy	1974-75-76-77
Travis Hansen	2001-02-03
Don Hanson	1943
Chauncey Harmon	1925
Irel Hart	1927
Jacob Hawkins	1999
Marty Haws	1985-87-88-89-90
Leon Heaps	1951-52
Don Helm	1958
Mike Herring	1988-89
Mark Heslop	1986-89-90-91-92
Bruce Hill	1959-60
Gary Hill	1965-66-67
Russ Hillman	1949-50-51
Willard Hirschi	1954-55-56
Bryan Hofheins	1995-96
Jim House	1967
Bob Howard	1923-24-25-26
Dan Howard	2000-01-02-03
Doug Howard	1968-69-70
Greg Humphreys	1986-87



SHAWN BRADLEY

Dale Hunt	1941
Jim Hunter	1931-32-33-34
Mel Hutchins	1947-48-50-51
III	
Rags Ingersoll	1924-25-28-29
Bob Inglis	1960
*Vuk Ivanovic	2006-07
Ivan Iverson	1937
JJJ	
Elwood Jackson	1922
Gee Jackson	1942
Boyd Jarman	1951-52-53
Ken James	1965-66-67
Hal Jensen	1956-57
Jay Jensen	1947
Jared Jensen	2002-03-04-05
John Jensen	1945
Lawrell Jensen	1930
Bart Jepsen	1998-01-02-03
Bret Jepsen	1995-98-99
Jim Jimas	1965-66-67
Joe Johnson	1932-33-34-35
Lloyd Johnson	1961-62
Lou Johnson	1930-31-32
Dick Jones	1949-50-51
Robert Jones	1991-92
Russ Jones	1957-58
Troy Jones	1973-74-75-76
Craig Jorgensen	1971-72-73
KK	
Keegan Kane	1991
Tom Karren	1952-53-54
Ralph Keeler	1919-22-23
Steve Kelly	1969-70-71




JEFF CHATMAN

Dick Dabbling	1946
Jerry Dahlman	1963
Kirk Davidson	1990-91
Bob Davis	1968-69-70
Derek Dawes	2001-04-05-06
Larry DeLaittre	1970
Dee Denzer	1964
Bob Detmers	1937
Willard Devitt	1938
Brian Dignan	1998-99
Buck Dixon	1923-24-25-26
Sanky Dixon	1926-27-28-29
Chris Dowling	1969
Paul Drechsel	1983-84
Jon Dresser	1967-68-69
Mike Dresser	2004
Jerry Dunn	1918-20-21
Loren Dunn	1951-52
Devin Durrant	1979-80-83-84
Kent Durrant	1949-51
Mark Durrant	1990-93-94-95
EEE	
Jim Eakins	1966-67-68
Gary Earnest	1959-60-61
Dave Eastis	1959-60-61
Valoy Eaton	1958-59-60
Clarence Edwards	1918-19-20



TRENT WHITING



**JEFF CONGDON
DICK NEMELKA**

Jim Kelson 1961-62-63
 Andy Kimball 1945
 Paul Kitchen 1956
 Greg Kite 1980-81-82-83
 Nate Knight 2001
 Shane Knight 1991-92-93-94-95
 Steve Kramer 1964-65-66
 LaVar Kump 1936-37-38
 Ron Kump 1954
 Gene Kunz 1961-62

LLL

Timo Lampen 1961
 Dean Larsen 1952-53-54
 Russell Larson 1992-93-94-95
 Vance Law 1975-76-77
 Veryl Law 1974-75-76-77
 Luiz Lemes 2003-04
 Drew Leonard 1937
 Malcolm LeSueur 1932-33
 Dave Lewis 1954-55-56
 John Lewis 1963
 Kari Liimo 1967-68-69
 Shawn Lindquist 1993-94
 Chick Little 1946-47
 John Lloyd 1990
 Wesley Lloyd 1924-25-26
 Matt Lohner 1995-96
 Paul Loveday 1966-67
 Terrell Lyday 2000-01
 Chris Lynch 1988
 Walter Lyons 1935
 Marty Lythgoe 1967-68-69

MMM

*Gavin MacGregor 2007
 Mac Madsen 1954-58-59
 McRay Magleby 1930-31
 Russell Magleby 1928-29-30-31
 *Fernando Malaman 2006-07
 Jack Mannion 1961
 Nick Mateljan 1953-54-55
 Anthony Matthews 1985-86
 LeRoy Maughan 1966-69-70
 Mike Maxwell 1980-82
 Mike May 1977-78
 Dave McGuire 1978-79-81
 Emerson McOmber 1933
 Jim McIntyre 1960
 Garner Meads 2001-04-05
 Steve Merta 1962
 Mark Michaelis 1999
 Chris Miles 2005
 Gary Miles 1957-58-59
 Paul Millar 1963-64
 Jared Miller 1991-92-93
 Jim Miller 1969-70-71

Mark Miller 1960-63-64
 Floyd Millett 1933
 Duard Millett 1943
 Wayne Millett 1935
 Roland Minson 1949-50-51
 John Moala 1997
 Matt Montague 1997-00-01-02
 Scott Moon 1990-91
 Tim Mould 1976
 *Ben Murdock 2007
 Bert Myers 1959-60

NNN

Nick Nakic 1977
 Terry Nashif 2002-03-04-05
 Ross Neilson 1923
 Byron Nelson 1931-32-33-34
 Joe Nelson 1947-48-49-50
 Dick Nemelka 1964-65-66
 John Nicoll 1958-59
 David Nielsen 1999-00
 Eric Nielsen 1997-00-01-02
 Gifford Nielsen 1974-75
 Kevin Nielsen 1978-79-82-83-84
 Stan Nielsen 1940-41



**TIMO
SAARELAINEN**

Chris Nikchevich 1983-84-85
 Kevin Nixon 1992-93
 Reed Noble 1975-76

OOO

Ralph Olsen 1951-52
 Roy Olsen 1945-46-47
 Shawn Opunui 2002
 Bob Orr 1941-42-43
 Misho Ostarcevic 1976-77
 Clarence Osterhues 1949-50
 Don Overly 1940-41
 Dick Owen 1947

PPP

Paul Packard 1922-23-24-25

Albert Page 1919-20
 Bill Pardoe 1938
 Averian Parrish 1986
 Lynn Parsons 1967-68-69
 Truman Partridge 1922-23
 Herschel Pederson 1954-55-56
 Marty Perry 1983-84-85
 Jared Peterson 1998
 Morris Peterson 1953-54
 Rolfe Peterson 1942-46
 Russ Peterson 1956-57-58-59
 Ed Pinegar 1954-55-56
 Jesse Pinegar 2001-02
 *Trent Plaisted 2005-06-07
 Alan Pollard 1983-85-86
 Carl Pollard 1984-85
 Wendell Poulson 1927
 Pete Prusse 1947
 Thomas Pyne 1920

QQQ

Bob Quinney 1963-64-65

RRR

Gary Radunich 1970
 Lloyd Rasmussen 1954-55
 Mahlon Rasmusson 1943
 Craig Raymond 1965-66-67
 Mark Reeve 1927-28-29-30
 Fenton Reeves 1920
 Brock Reichner 2005-06
 Randy Reid 1990-93-94-95-96
 Robbie Reid 1994-95
 Joshua Reisman 2005
 George Rekoutis 1964
 Dale Rex 1941-42-43
 Keith Rice 1978-79
 Bob Ricks 1957
 Doug Richards 1972-73-74
 Frosty Richards 1924-25-26-27
 Harry Richards 1918-19-20-21
 Joe Richey 1951-52-53

Grant Richins 1943
 Vir Richins 1938-39
 Silester Rivers 1999-00
 Charles Roberts 1937-38
 Fred Roberts 1979-80-81-82
 Glen Roberts 1977-78-79
 Kenneth Roberts 1991-94-95-96
 Marc Roberts 2000-03-04
 Neil Roberts 1965-66-67
 Burl Robison 1930-31-32-33
 Elwood Romney 1930-31-32-33
 Golden Romney 1923-24-25-26
 Jerry Romney 1950-51-52
 *Mike Rose 2004-05-06-07
 Lynn Rowe 1955-56-57
 Owen Rowe 1927-28-29
 Bill Ruffner 1964-66
 Bryon Ruffner 1996
 Paul Ruffner 1969-70
 Scott Runia 1977-78-79-80

SSS

Timo Saarelainen 1981-82-83-84-85
 Nick Sanderson 1992-93
 Kevin Santiago 1989-90
 Mark Santiago 1991-92
 Kalevi (Moni) Sarkalahti 1971-72-73
 LaVon Satterfield 1950
 Randy Schouten 1966-67-68
 Steve Schreiner 1988-89-90-91
 Ron Selleaze 1998

Jake Shoff 2003-04
 Ernest Shumway 1918
 Ronney Shumway 1959
 Dick Simmons 1927
 Glen Simmons 1918-22
 Scott Sinek 1982-83-84-85
 Bob Skousen 1959-62-63
 Clarence Skousen 1927-28-29
 Michael Smith 1984, 87-88-89
 Don Snow 1940-41-42
 Greg Snow 1972-73-74-75
 Bill Snow 1921-27
 Scott Sonnenberg 1997
 Meade Squire 1946-47
 Jim Spencer 1959
 Jon Stanley 1964-65
 George Staples 1930
 Ron Steinke 1960-61-62-63
 Tom Steinke 1955-56-57
 Neil Stephens 1953
 Brent Stephenson 1986-87
 Reed Stewart 1923-24-25
 Chris Stock 1996
 Earl Sumsion 1918
 Russell Swenson 1921-22-26

TTT

Nick Taggart 1997-00
 *Jonathan Tavernari 2007
 Alan Taylor 1977-78-79-80
 Brian Taylor 1983-84-87-88
 Snide Taylor 1924
 John Taylor 1953-54
 Terry Tebbs 1954-55-56
 Roy Thacker 1957-58-59
 Ted Thiel 1947-48-49
 Cy Thompson 1943
 Jay Thompson 1994-95-96
 Jermaine Thompson 1996
 Paul Thompson 1945
 Verne Thompson 1976-77
 Paul Thorn 1929
 Dick Thorne 1952
 James Thorne 1951
 Phil Tollestrup 1970-71-72
 Michael Tompson 1997
 Byron Toone 1950
 Andy Toolson 1985, 88-89-90
 Bill Treu 1958
 Gary Trost 1988-91-92-93
 Steve Trumbo 1979-80-81-82
 Marlow Turpin 1935-36-37

UUU

Jim Usevitch 1983-84-87-88

VVV

Veikko Vainio 1969-70-71

Don Volpi 1958
 Michael Vranes 1997-99-00-01

WWW

Brent Wade 1986-87
 Brady Walker 1942-43-46-47
 Bud Walker 1929
 Scott Warner 1967-68-69-70
 Stan Watts 1937-38
 Richie Webb 1981-84-85-86
 Justin Weidauer 1992-95-96-97-98
 Joe Weight 1946-47-48-49
 Ken Weight 1920-21-22
 Fred Weimer 1939-40-41
 Neil Welling 1943-44-45
 Mekeli Wesley 1998-99-00-01
 Vern Whatcott 1949-50
 Jack Whipple 1947-48-49-50



STEVE SCHREINER


Trent Whiting 2001
 Jay Whitman 1932-33-34-35
 Craig Wilcox 1994-95
 Mel Wilkes 1956-57-58
 Chris Williams 1974-75-76
 Frank Willis 1919
 Bob Wilson 1961-62
 Joe Winters 1943
 David Wolfe 1988-89
 Kevin Woodberry 2003-04
 Frank Wright 1935-36
 Leslie Wright 1927-28-29
 Paul Wyatt 1963-64

YYY

Robbie Yates 1997-98
 Ike Young 1923
 *Keena Young 2005-06-07

ZZZ

*Brock Zylstra 2007
 *indicates current players



VRANES, RIVERS, LYDAY



BYU NCAA TOURNAMENT RESULTS



1950
 Western Regional Semis (Kansas City)
 Baylor 56, BYU 55
 Western Consolation (Kansas City)
 BYU 83, UCLA 62

1951
 West First Round (Kansas City)
 BYU 68, San Jose State 61
 West Regional Semifinals (Kansas City)
 Kansas State 64, BYU 54
 West Regional Consolation (Kansas City)
 Washington 80, BYU 67

1957
 West Regional Semifinals (Corvallis, Ore.)
 California 86, BYU 59
 West Regional Consolation (Corvallis, Ore.)
 BYU 65, Idaho State 54

1965
 West Regional Semifinals (Provo, Utah)
 UCLA 100, BYU 76
 West Regional Consolation (Provo, Utah)
 Oklahoma City 112, BYU 102

1969
 West First Round (Las Cruces, N.M.)
 New Mexico State 74, BYU 62

1971
 West First Round (Logan, Utah)
 BYU 91, Utah State 82
 West Reg. Semifinals (Salt Lake City)
 UCLA 91, BYU 73
 West Reg. Consolation (Salt Lake City)
 Pacific 84, BYU 81

1972
 West First Round (Pocatello, Idaho)
 Long Beach State 95, BYU 90

1979
 West Second Round (Tuscon, Ariz.)
 (4) San Francisco 86, (5) BYU 63

1980
 West First Round (Ogden, Utah)
 (6) Clemson 71, (3) BYU 66

1981
 East Regional (Providence, R.I.)
 (6) BYU 60, (11) Princeton 51
 (6) BYU 78, (3) UCLA 55
 East Regional Semifinals (Atlanta)
 (6) BYU 51, (2) Notre Dame 50
 West Regional Finals (Atlanta)
 (1) Virginia 74, (6) BYU 60

1984
 Midwest Regional (Birmingham, Ala.)
 (8) BYU 84, (9) UAB 68
 (1) Kentucky 93, (8) BYU 68

1987
 SE First Round (Birmingham, Ala.)
 (7) New Orleans 83, (10) BYU 79

1988
 Midwest Regional (Birmingham, Ala.)
 (4) BYU 98, (13) NC-Charlotte 92 (OT)
 (5) Louisville 97, (4) BYU 76

1990
 East First Round (Hartford, Conn.)
 (5) Clemson 49, (12) BYU 47

1991
 West First Round (Salt Lake City)
 (10) BYU 61, (7) Virginia 48
 West Second Round (Salt Lake City)
 (2) Arizona 76, (10) BYU 61

1992
 West First Round (Boise, Idaho)
 (7) LSU 94, (10) BYU 83

1993
 Midwest First Round (Chicago)
 (7) BYU 80, (10) SMU 71
 Midwest Second Round (Chicago)
 (2) Kansas 90, (7) BYU 76



1995
 Midwest First Round (Memphis, Tenn.)
 (9) Tulane 76, (8) BYU 70

2001
 West First Round (San Diego)
 (5) Cincinnati 84, (11) BYU 59

2003
 South First Round (Spokane, Wash.)
 (5) Connecticut 58, (12) BYU 53

2004
 Phoenix Bracket (Denver)
 (5) Syracuse 80, (12) BYU 75

21 NCAA APPEARANCES



In the 1981 NCAA Tournament, the Cougars advanced to the Elite Eight where they took on All-American Ralph Sampson and the Virginia Cavaliers. After beating Princeton, UCLA and Notre Dame earlier in the tournament, the Cougars, led by Greg Kite, Fred Roberts and Danny Ainge, were finally eliminated by the Cavaliers in the Elite Eight.





NIT APPEARANCES

1951
BYU 75, St. Louis 58
BYU 69, Seton Hall 59
BYU 62, Dayton, 43 (NIT Final)

1953
Niagara 82, BYU 76

1954
St. Francis PA 81, BYU 68

1966
BYU 90, Temple 78
BYU 97, Army 60
BYU 97, NYU 84 (NIT Final)

1982
Washington 66, BYU 63

1986
at BYU 67, SMU 63
at BYU 93, Cal-Irvine 80
at Ohio State 79, BYU 68

1994
at BYU 74, Arizona St. 67
at Fresno St. 68, BYU 66

2000
at BYU 81, Bowling Green 54
at BYU 82, Southern Illinois 57
at Notre Dame 64, BYU 52


2002
at BYU 78, UC Irvine 55
at Memphis 80, BYU 69

2006
at Houston 77, BYU 67

OVERALL RECORD
NIT 12-8 (10 years)
(Champions 1951, 1966)



Terrell Lyday poured in 68 points during the 2001 MWC Tournament, helping the Cougars win their first conference tournament title in 10 years



Against Utah in the second round of the 2004 MWC Tournament Rafael Araujo's three-pointer with 39 seconds to play brought the Cougars to within one at 52-51. But with 7.7 seconds on the clock and four seconds on the shot clock, Cougar guard Kevin Woodberry was called for a foul allowing Utah to pull out the win.

BYU CONFERENCE TOURNAMENT RESULTS

ROCKY MOUNTAIN CONFERENCE PLAYOFF SERIES

1924	Colorado College	2-1 W
1925	at Colorado College	0-3 L
1932	at Wyoming	1-2 L
1933	Wyoming	2-1 W
1934	at Wyoming	0-3 L

WESTERN ATHLETIC CONFERENCE TOURNAMENT

3/9/84	v. New Mexico (in El Paso)	55-64 L
3/4/85	Air Force (in Provo)	79-82 L
3/6/86	v. New Mexico (in Laramie)	68-79 L
3/5/87	v. Air Force (in Alb.)	82-79 (OT) W
3/6/87	at New Mexico	86-93 L
3/10/88	Hawaii (in Provo)	76-74 W
3/11/88	UTEP	63-66 L
3/10/89	v. Hawaii (in SLC)	69-72 L
3/8/90	v. Utah (in El Paso)	61-62 (OT) L
3/7/91	v. CSU (in Laramie)	69-56 W
3/8/91	v. Hawaii	73-71 (OT) W
3/9/91	v. Utah	51-49 (OT) W
3/12/92	v. Air Force (in Ft. Collins)	72-51 W
3/13/92	v. Utah	75-62 W
3/14/92	v. UTEP	73-71 W
3/11/93	v. Hawaii (in SLC)	85-71 W
3/12/93	v. New Mexico	59-68 L
3/10/94	v. Utah (in SLC)	96-65 W
3/11/94	v. Fresno State	87-72 W
3/12/94	v. Hawaii	66-73 L
3/9/95	v. CSU (in Albuquerque)	73-75 L
3/7/96	v. CSU (in Albuquerque)	84-100 L


3/3/98	v. Tulsa (in Las Vegas)	56-59 L
3/2/99	v. TCU (in Las Vegas)	90-74 W
3/4/99	v. Utah	62-81 L

MOUNTAIN WEST CONFERENCE TOURNAMENT

3/9/00	v. New Mexico (in Las Vegas)	55-43 W
3/10/00	v. Utah	58-54 W
3/11/00	at UNLV	56-79 L
3/8/01	v. Air Force (in Las Vegas)	69-54 W
3/9/01	v. Wyoming	77-66 W
3/10/01	v. New Mexico	69-65 W
3/7/02	v. San Diego St. (in Las Vegas)	51-62 L
3/13/03	v. New Mexico (in Las Vegas)	71-56 W
3/14/03	v. Colorado State	86-80 (OT) L
3/11/04	v. Wyoming (in Denver)	79-74 W
3/12/04	v. Utah	51-54 L
3/10/05	v. New Mexico (in Denver)	71-85 L
3/9/06	v. Utah (in Denver)	70-74 L

MWC/WAC TOURNAMENT RECORDS

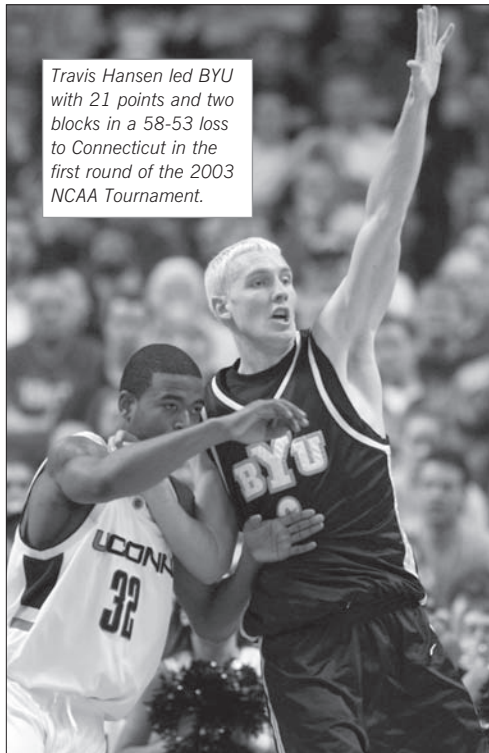
Conference Tournament Record	19-19
First Round Record	11-11
Second Round Record	5-6
Championship Finals Record	3-2
WAC Tournament Record	12-13
MWC Tournament Record	7-6
Tournament Record (NEUTRAL)	18-15
Tournament Record (HOME)	1-2
Tournament Record (AWAY)	0-2



2001 MWC Tournament MVP Mekeli Wesley celebrates BYU earning an NCAA Tournament berth after capturing the MWC Tournament Championship, 69-65, over New Mexico.



YEAR	TOURNAMENT	PLC.	REC.
1949-50	Rocky Mtn. Conf.	1st	3-0
	Los Angeles Inv.	4th	1-1
	NCAA	4th	1-1
1950-51	Rocky Mtn. Conf.	2nd	2-1
	NIT	1st	3-0
	NCAA	4th	1-2
1951-52	Sugar Bowl	4th	0-2
1952-53	Dixie Classic	2nd	2-1
	NIT		0-1
1953-54	Holiday Festival	3rd	2-1
	NIT		0-1
1955-56	Motor City	1st	2-0
1956-57	Holiday Festival	3rd	2-1
	NCAA Regional	3rd	1-1
1958-59	Queen City	4th	0-2
1959-60	Hurricane	3rd	1-1
1960-61	Poinsettia	3rd	1-1
1962-63	Quaker City	2nd	2-1
1963-64	Far West	2nd	2-1
1964-65	All-College	3rd	2-1
	NCAA Regional	4th	0-2
1965-66	Quaker City	5th	2-1
	NIT	1st	3-0
1966-67	Holiday Festival	6th	1-2
1967-68	All-College	2nd	2-1
1968-69	Cable Car Classic	4th	0-2
	Far West Classic	3rd	2-1
	NCAA Regional		0-1
1969-70	Quaker City	5th	1-2
1970-71	NCAA Regional	4th	1-2
	Rainbow Classic	2nd	2-1
1971-72	Cougar Classic	1st	2-0
	Jayhawk Classic	3rd	1-1
	Old Dominion	3rd	1-1
	NCAA Regional		0-1
1972-73	All-College	2nd	2-1
1973-74	Far West Classic	4th	2-1
1975-76	Cougar Classic	2nd	1-1
	Old Dominion	1st	2-0
1976-77	Cougar Classic	1st	2-0
	All-College	3rd	2-1
1977-78	Cougar Classic	4th	0-2
	Rainbow Classic	7th	1-2
1978-79	Cougar Classic	1st	2-0
	Pillsbury Classic	3rd	1-1
	NCAA Regional		0-1
1979-80	Cougar Classic	1st	2-0
	Far West Classic	3rd	2-1
	NCAA Regional		0-1
1980-81	Cougar Classic	1st	2-0
	Volunteer Classic	2nd	1-1
	NCAA Regional		3-1
1981-82	Cougar Classic	1st	2-0
	NIT		0-1
1982-83	Cougar Classic	3rd	1-1
	Holiday Festival	4th	0-2
1983-84	Cougar Classic	3rd	1-1
	Kentucky Inv.	2nd	2-1
	WAC		0-1
	NCAA Regional		1-1
1984-85	Stanford Inv.	3rd	1-1
	Cougar Classic	1st	2-0
	Cotton States	3rd	1-1
	WAC		0-1
1985-86	Cactus Klassic	3rd	1-1
	Cougar Classic	2nd	1-1




Travis Hansen led BYU with 21 points and two blocks in a 58-53 loss to Connecticut in the first round of the 2003 NCAA Tournament.


	WAC		0-1
	NIT		2-1
1986-87	Coca-Cola NIT Classic		0-1
	Cougar Classic	2nd	1-1
	Cable Car Classic	1st	2-0
	WAC		1-1
	NCAA		0-1
1987-88	Cougar Classic	1st	2-0
	WAC		1-1
	NCAA		1-1
1988-89	Lapchick	2nd	1-1
	Cougar Classic	2nd	1-1
	WAC		0-1
1989-90	Cougar Classic	1st	2-0
	WAC		0-1
	NCAA		0-1
1990-91	Big Apple NIT		0-1
	Cougar Classic	2nd	1-1
	Holiday Festival	4th	0-2
	WAC	1st	3-0
	NCAA		1-1
1991-92	Cougar Classic	1st	2-0
	Red Lobster Classic	3rd	1-1
	WAC	1st	3-0
	NCAA		0-1
1992-93	Cougar Classic	1st	2-0
	Maui Invitational	2nd	2-1
	Far West Classic	4th	0-2
	WAC		1-1
	NCAA		1-1
1993-94	Tournament of Champions	2nd	1-1
	Cougar Classic	1st	2-0
	WAC	2nd	2-1
	NIT		1-1
1994-95	Alaska Shootout	2nd	2-1
	Cougar Classic	1st	2-0
	Cable Car Classic	1st	2-0
	WAC		0-1

	NCAA		0-1
1995-96	Cougar Classic	1st	2-0
	WAC		0-1
1996-97	Cougar Classic	4th	0-2
1997-98	Cougar Classic	1st	2-0
	Rainbow Classic		1-2
	WAC		0-1
1998-99	Cougar Classic	1st	2-0
	WAC		1-1
1999-00	Cougar Classic	1st	2-0
	MWC	2nd	2-1
	NIT		2-1
2000-01	Yahoo Sports Invitational	4th	1-2
	MWC	1st	3-0
	NCAA		0-1
2001-02	Las Vegas Showdown		1-0
	MWC		0-1
	NIT		1-1
2002-03	Paradise Jam @ U.S. Virgin Islands		3-0
	MWC		1-1
	NCAA		0-1
2003-04	Cable Car Classic		2-0
	MWC		1-1
	NCAA		0-1
2004-05	Maui Invitational		1-2
	MWC		0-1
2005-06	MWC		0-1
	NIT		0-1

(21 NCAA Appearances: 11-24)
(10 NIT Appearances: 12-8)

BYU appeared in its 21st NCAA Tournament in 2004 against defending national-champion Syracuse. The Cougars played strong and jumped out to an 11-point lead in the first half, but Gerry McNamara's nine three-pointers and 43 points helped Syracuse slip past BYU.






ALL-TIME HONORS



DANNY AINGE

1981 NCAA Player of the Year



Known for his feisty, hard-nosed playing style, Danny Ainge has become one of the most famous athletes to graduate from BYU.

During his four-year career as a Cougar, Ainge was a Consensus All-American, a two-time first-team Academic All-American, the WAC Player of the Year and a four-time All-WAC selection. He set an NCAA record with 112 consecutive games scoring in double digits and broke the BYU and WAC all-time scoring records with 2,467 points.

As a senior in 1981, Ainge led BYU to the 1981 Eastern Regionals. He concluded his senior season by winning the Eastman Award as well as the John Wooden Award — given annually to the top collegiate basketball player in the nation.

Ainge beat out Isiah Thomas (Indiana), Sam Bowie (Kentucky), Mark Aguirre (DePaul), Ralph Sampson (Virginia) and Steve Johnson (Oregon State) to win the Wooden Award. In doing so, he became the fifth winner of the award, joining Marques Johnson, Larry Bird, Phil Ford and Darrell Griffith.

As a two-sport star, Ainge was drafted by both the Toronto Blue Jays for baseball and the Boston Celtics (31st pick) for basketball. After playing four seasons with the Blue Jays, he chose to pursue an NBA career. Ainge was a member of the Celtics' 1984 and 1986 Championship teams and played in six NBA finals with three different teams (Boston, Portland and Phoenix). He also played for the Sacramento Kings. He became only the third player in NBA history to make 1,000 three-point field goals, finishing his 14-year career with 1,002.

Ainge played in 193 NBA playoff games, which was second all-time (Kareem Abdul-Jabbar, 237) when he retired. He is still third all-time, behind only Jabbar and Robert Horry, and ahead of Magic Johnson, Robert Parrish, John Havlicek and Bill Russell to name a few.

After retiring in 1995, Ainge was an NBA basketball television analyst for Turner Broadcasting for one year before the Phoenix Suns brought him back to the organization as an assistant head coach. Just eight games into the season, he was promoted to head coach and guided his club to a 40-34 record after the team started the season 0-8. He spent the next two-plus seasons as head coach of the Suns and compiled a 136-90 (.602) record before stepping down on December 13, 1999. He then returned for three more seasons with Turner Broadcasting before returning to the Boston Celtics in May 2003 as the Executive Director of Basketball Operations.

His son Austin is a senior on the 2006-07 BYU basketball team. Ainge was inducted into the GTE Academic All-America Hall of Fame in May 2000 and honored with the prestigious NCAA Silver Anniversary Award in January 2006.



DANNY AINGE COLLEGE HONORS

- Eastman Award (1981 Player of the Year NABC)
- John Wooden Award
- MVP NABC All-Star Game
- Naismith All-America First Team
- NBA Coaches All-America First Team
- NABC (Kodak-Coaches) All-America First Team
- Associated Press All-America First Team
- Basketball Writers Association All-America First Team
- United Press International All-America First Team
- The Sporting News All-America First Team
- Pizza Hut First Team
- District 7 Player of the Year
- Western Athletic Conference Player of the Year
- Four-time All-WAC selection
- Two-time Academic All-America Team

OTHER COLLEGE ACCOMPLISHMENTS

- Set NCAA record with 112 consecutive games scoring in double figures
- Finished in NCAA top-20 career points leaders
- Finished as WAC's career scoring leader
- WAC record-holder in seven other categories
- Set three BYU season scoring records and seven career marks
- His 40 points is the most scored by a BYU player in the Marriott Center



DANNY AINGE JERSEY RETIREMENT 2003

With a capacity crowd of 22,702 on hand, Danny Ainge was honored on March 8, 2003, by being the first-ever BYU basketball player to have his jersey retired in the 100-year history of the program. His No. 22 jersey will forever hang from the rafters of the Marriott Center.

"It's just a great honor," Ainge said. "BYU was the greatest time of my life. It's just great to be a part of BYU basketball. I don't know why mine is the first to go up. There were a lot of great players before me. Hopefully this is just the start."

Then-BYU president Merrill J. Bateman said, "The standard has been set very high. We hope there will be more." Ainge's jersey, not his number was retired, which means future players may still have the option to wear No. 22.

The ceremony, which took place during halftime of BYU's game against Colorado State, started with a video clip of Ainge's famous coast-to-coast, last-second basket to beat Notre Dame in the 1981 NCAA Tournament. Then-men's athletics director Val Hale shared some of Ainge's accomplishments, which included being named college basketball player of the year in 1981, playing professional baseball with the Toronto Blue Jays and winning two basketball championships with the Boston Celtics.

One of Ainge's former teammates, Scott Runia, said they used to call Ainge "clout" because he brought the team clout. They called him "clutch" because he made the play when it counted. They called him "smooth" because Danny won the heart of Michelle Toolson, Ainge's wife. But most importantly, they called him a friend.



DANNY AINGE CAREER STATS

YEAR	GP	GS	MIN	AVG	FG	FGA	PCT	FT	FTA	PCT	REB	AVG	PF	FO	A	AVG	TO	BLK	STL	AVG	PTS	AVG
1977-78	30	30	1140	38.0	243	473	.514	146	169	.864	173	5.8	113	9	158	5.3	104	6	60	2.0	632	21.1
1978-79	27	27	922	34.1	206	376	.548	86	112	.768	102	3.8	87	3	122	4.5	100	8	46	1.7	498	18.4
1979-80	29	29	984	33.9	229	430	.533	97	124	.782	114	3.9	91	4	132	4.6	72	3	43	1.5	555	19.1
1980-81	32	32	1212	37.9	309	596	.517	164	199	.824	152	4.8	102	3	127	4.0	103	4	46	1.4	782	24.4
Totals	118	118	4258	36.0	987	1875	.526	493	605	.815	541	4.6	393	19	539	4.6	379	21	195	1.7	2467	20.9



Few players in BYU history have been able to capture the hearts of Cougar fans like Kresimir Cosic did from 1970-73. The 6-foot-11 center from Zadar, Yugoslavia, entertained fans during his stellar career with his enthusiastic, guard-like play.

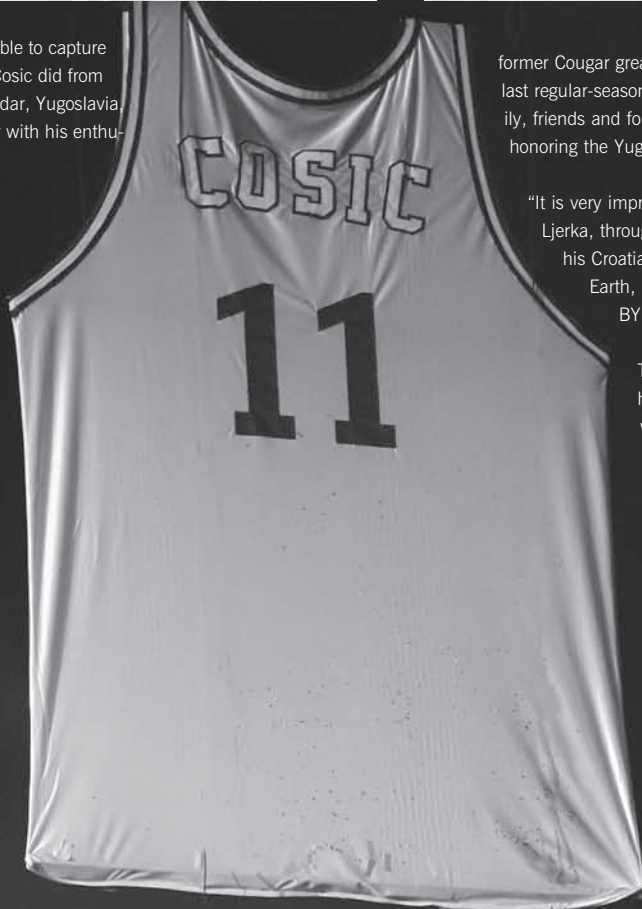
Whether it was leading the fastbreak, dribbling between his legs or shooting a sky-hook, Cosic's enthusiasm and on-the-court antics endeared him to almost everyone who saw him play. During his career at BYU, Cosic used his versatile inside-outside game to lead the Cougars in scoring (23.3 points per game) and rebounding (12.8 rebounds per game) as a junior and again as a senior (20.2 ppg, 9.5 rpg). His unselfish attitude also helped him to lead his team in assists.

He ranks second on BYU's all-time rebounding list with 919, an average of 11.6 per game, and fourth all-time with a 19.1 career scoring average while recording a BYU-record 47 double-doubles. Behind the play of Cosic, the Cougars won two WAC titles and reached the NCAA Regional Tournament in 1971 and 1972.

Cosic was a three-time first-team All-WAC selection and earned All-American accolades following his junior season. He likely would have been a four-year award winner but freshmen were not allowed to play on varsity.

Upon graduation, Cosic became very involved with basketball throughout Europe. He played on four Olympic teams with his native land of Yugoslavia, winning a gold medal in 1980 and two silver medals in 1968 and 1976. He ended his career as the all-time Croatian scoring leader and went on to coach the Yugoslavian National Team for many years.

His national and international accomplishments led to his induction into the Basketball Hall of Fame in Springfield, Mass., on May 6, 1996, making Cosic just the second Cougar to receive the prestigious honor,



along with coach Stan Watts, and the only BYU player. He is also a member of the Utah Basketball Hall of Fame, inducted in 2001.

In September of 1992, Cosic was appointed as the Croatian Deputy Ambassador to the United States. He and his family lived in Washington D.C where he performed his diplomatic duties in the same excellent manner in which he played basketball.

On May 25, 1995, Cosic lost his battle against the toughest opponent of his career – cancer. In the 46 years prior to his death, Cosic became one of the most influential and well-known of all European basketball players. He left behind the legacy and credit of being the individual that first introduced the American game of basketball to Europe.

BYU retired the No. 11 jersey of former Cougar great Kresimir Cosic in an historic event at halftime of BYU's last regular-season men's basketball game on March 4, 2006. Cosic's family, friends and former teammates were on hand to witness the ceremony honoring the Yugoslavian native who succumbed to cancer in 1995.

"It is very impressive that Kreso is not forgotten here," said Cosic's wife Ljerka, through her daughter, Ana. "Kreso never forgot Provo. He loved his Croatia and always spoke of it as the most beautiful place on Earth, but Provo forever remained his second home. Provo and BYU marked his life and career."

The ceremony began with a video presentation featuring highlights of Cosic's career as well as interviews with those who knew, played with and coached the father of basketball in Croatia. Emotions ran high as Cosic's wife and three daughters were presented to the season-high crowd of 20,732, who broke into chants of "Cosic" that shook the rafters.

Former teammate Steve Kelly, representing all of Cosic's former teammates, fondly recounted his playing days with Cosic, calling the Cougars' second-leading rebounder and scorer all-time a guard trapped in a 6-foot-11 body. Former BYU coach Glenn Potter, who was an assistant during Cosic's first two years on the varsity team before taking the helm of the BYU program for Cosic's final season, also spoke on behalf of the coaching staff. He remembered Cosic turning down offers from the Los Angeles Lakers and the Boston Celtics to return to his native country and play on the Yugoslavian National Team for just \$250 dollars a week.




"To him, basketball was simply the means to a greater end of serving his Father in Heaven," said Potter. "He was a great man, a great basketball player and wonderful ambassador for his country and the Church."

President Thomas S. Monson, a member of the First Presidency of The Church of Jesus Christ of Latter-day Saints, then spoke of Cosic's dedication to the Church, recalling Cosic ducking to enter the door of Monson's office for interviews and translating the Book of Mormon into his native language. The festivities concluded with a stirring message from Cosic's wife Ljerka, read by their daughter, Ana, on behalf of the family. Ljerka, along with her daughter Iva and son Kresimir, traveled from Croatia to attend the event but was too overwhelmed to speak so Ana, who recently graduated from BYU, delivered her words. Cosic's jersey was then unveiled from the rafters on the west end of the Marriott Center to chants of "Cosic" from the crowd.



KRESIMIR COSIC

BASKETBALL HALL OF FAME INDUCTEE



When it comes to describing Kresimir Cosic, where do you start?

Few players in BYU history have been able to capture the hearts of Cougar fans like Kresimir Cosic did from 1970-73. The 6-foot-11 center from Zadar, Yugoslavia, entertained fans during his stellar career with his enthusiastic, guard-like play.

Whether it was leading the fastbreak, dribbling between his legs or shooting a sky-hook, Cosic's enthusiasm and on-court antics endeared him to almost everyone who saw him play.

During his career at BYU, Cosic used his versatile inside-outside game to lead the Cougars in scoring (23.3) and rebounding (13.0) as a junior and again as a senior (20.2 points per game). His unselfish attitude helped him to lead his team in assists.

He ranks second on BYU's all-time rebounding list with 919, an average of 11.6 per game, and fourth all-time with a 19.1 career scoring average while recording a BYU-record 47 double-doubles. He was a three-time first-team All-WAC selection and an All-American his junior and senior years. He likely would have been a four-year all-conference award winner but freshmen at that time were not allowed to play on varsity. Behind the play of Cosic, the Cougars won two WAC titles and reached the NCAA Regional Tournament in 1971 and 1972.

Upon graduation, Cosic became very much involved with basketball throughout Europe. He played on four Olympic teams with his native land of Yugoslavia, winning a gold medal in 1980 and two silver medals in 1968 and 1976. He ended his career as the all-time Croatian scoring leader and went on to coach the Yugoslavian national team for many years.

His national and international accomplishments led to his induction into the Basketball Hall of Fame in Springfield, Mass., on May 6, 1996, making Cosic just the second Cougar to receive the prestigious honor and the only BYU player. He is also a member of the Utah Basketball Hall of Fame, inducted in 2001.

In September of 1992, Cosic was appointed as deputy ambassador for Croatia to the United States. He and his family lived in Washington D.C where he performed his diplomatic duties in the same excellent manner in which he played basketball.

On May 25, 1995, Cosic lost his battle against the toughest opponent of his career – cancer. During his 46 years on earth, Cosic became one of the most influential and well-known of all European basketball players. He left behind the legacy and credit of being the individual that first introduced the American game of basketball to Europe.

During the 2005 NCAA Men's Basketball Tournament, CBS Television analyst Billy Packer singled out Cosic while discussing the quality of international players playing college basketball. Said Packer, "Kresimir Cosic, who played at BYU, was really the first great international player to play college basketball in the United States."

Cosic played in BYU's first game on the Marriott Center floor in 1971. His No. 11 jersey was retired by BYU on Mar. 4, 2006 in a halftime ceremony with 20,732 fans in attendance, which was also the last time the original Marriott Center floor was used before being replaced during the summer of 2006.



STAN WATTS

BASKETBALL HALL OF FAME INDUCTEE

When considering the most influential individuals in BYU basketball history, Stan Watts has to be placed at the top of the list. During his 23 years at the helm of the Cougar basketball program, Watts led his teams to two NIT National

Championships (1951, 1966) and oversaw the construction of the George Albert Smith Fieldhouse and the Marriott Center.

His nationally recognized accomplishments led to his induction into the Basketball Hall of Fame in Springfield, Mass., on March 6, 1986, making him the first Cougar to receive the prestigious honor. Watts finished his career after the 1971-72 season with an overall record of 371-254 (.594).

He was a member of the NCAA's Rules Committee, served as president of the National Association of Basketball Coaches and chaired the U.S. Olympic Basketball Committee in 1976. Watts also served four years as BYU's athletic director and spent time on the Cougar football and baseball coaching staffs.

Even more impressive than his remarkable accomplishments as a coach is his impeccable character as a human being. He is respected by coaches, fans and players alike for his conduct both on and off the court.

"His won-loss record speaks very well for the kind of coach he was," said former player Harold Christensen, who played for Watts on the 1951 championship team. "His reputation among his fellow coaches suggests how much they respected him. He still has that and is still honored in the community in which he coached."


Always a fighter, Watts overcame a rare form of cancer in 1971—only the fourth-known case of this type of cancer in medical history. Despite the fact that the other three individuals died, Watts refused to give up. After 14-hours of surgery and a two-month stay in the hospital, Watts returned to coach his team to a WAC Championship the following year.

Known for his fast-break style of offense, Watts remained an avid Cougar fan. He once said, "It has always been our contention that the average basketball fan likes to see fast-scoring, speedy, exciting basketball."

By looking around the Marriott Center during a Cougar game, there are hints that Watts has been there. The glass-encased exhibit in the halls outside the arena pays tribute to one of the greatest coaches and individuals ever to grace the sidelines of a BYU athletic contest — as do the two NIT Championship banners and the WAC title banners from 1965, 1967, 1969, 1971 and 1972.

"The greatest tribute I can pay to Stan Watts," said retired Senior Associate Athletic Director Pete Witbeck, who was BYU's NCAA compliance officer and former assistant to Watts for many years, "is he's truly a man of God. He's always been a gentleman and great man. You don't see that very often."


Watts passed away April 6, 2000, at the age of 88.





BYU'S ALL-AMERICANS

PLAYER	POS.	HT.	YEAR	RECOGNITION
Elwood S. Romney			1931	Helms (1st), College Humor (3rd), Consensus
			1932	Helms (1st)
Joe Nelson	F	6-3	1948	Helms (2nd), GlobeTrotters Tour
Mel Hutchins	C	6-5	1951	Helms (1st), Sporting News (1st), Converse Yearbook (1st), Look Magazine (1st), INS (1st), UPI (3rd), AP (3rd)
Roland Minson	F	6-0	1951	Converse Yearbook (4th)
Joe Richey	F	6-1	1953	Colliers (2nd), INS (2nd), Look Magazine (2nd), Helms (3rd)
Dean Larsen	F	6-2	1954	Helms (2nd)
Terry Tebbs	G	5-9	1956	UPI Little (1st)
Tom Steinke	G	5-10	1957	UPI Little (1st), Helms (2nd)
John Fairchild	C	6-8	1965	Helms, NABC (3rd)
Dick Nemelka	G	6-0	1966	Helms, Converse Yearbook (1st), USBWA (1st), NABC (3rd)
Kresimir Cosic	C	6-11	1972	Helms, Converse Yearbook (2nd), UPI (3rd), NABC (4th)
			1973	Helms, NABC (4th), Citizen Saving Athletes Foundation
Danny Ainge	G	6-5	1979	NABC (4th)
			1980	Helms, NABC (3rd), Academic (1st)
			1981	Consensus, Helms, AP (1st), NABC (1st), UPI (1st), Sporting News (1st), Converse Yearbook (1st), Basketball Times (1st), Wooden Award, Eastman Award, USBWA (2nd), Academic (1st)
Devin Durrant	F	6-7	1983	Academic (1st)
			1984	Wooden (1st), AP (2nd), NABC (2nd), USBWA (2nd), Sporting News (2nd), Basketball Times (2nd), UPI (3rd)
Michael Smith	F	6-10	1987	Academic (1st)
			1988	USBWA (2nd), UPI (2nd), Basketball Times (2nd), AP (3rd), Basketball Weekly (3rd), Sporting News (HM), Academic (1st)
			1989	Academic (1st)
Jeff Chatman	F	6-6	1988	Sporting News (HM)
Andy Toolson	F	6-6	1990	Academic (1st)
Shawn Bradley	C	7-6	1991	Basketball Times Freshman (1st)
Nate Call	G	6-0	1992	AP (HM)
Gary Trost	C	6-10	1993	AP (HM)
Randy Reid	G	6-2	1994	Academic (3rd)
Russell Larson	F	6-11	1995	Academic (1st)
Mekeli Wesley	F	6-9	2001	AP (HM)
Rafael Araujo	C	6-11	2004	Basketball Times (2nd), AP (HM)
Trent Plaisted	F/C	6-11	2006	Scout.com Freshman (2nd)




RAFAEL ARAUJO


Rafael Araujo earned All-America accolades in 2003-04 after leading BYU to the NCAA Tournament as its leading scorer and rebounder. He had 32 points and 17 rebounds in BYU's win over eventual Final Four participant Oklahoma State.



GARY TROST



RUSSELL LARSON



MEKELI WESLEY



CONFERENCE AWARDS

CONFERENCE PLAYER OF THE YEAR

- 1964-65 John Fairchild, Sr.
- 1980-81 Danny Ainge, Sr.
- 1982-83 Devin Durrant, Jr.
- 1984-85 Timo Saarelainen, Sr.
- 1987-88 Michael Smith, Jr.
- 2000-01 Mekeli Wesley, Sr.
- 2003-04 Rafael Araujo, Sr.

DEFENSIVE PLAYER OF THE YEAR

- 2002-03 Travis Hansen, Sr.
- 2003-04 Mike Hall, Jr.

ALL-DEFENSIVE TEAM

- 1994-95 Robbie Reid, So.
- 1995-96 Randy Reid, Sr.

ALL-NEWCOMER TEAM (END IN 2001)

- 1995-96 Bryon Ruffner, Jr.
- 1997-98 Ron Selleaze, Jr. +
- 1997-98 Mekeli Wesley, Fr.
- 1998-99 Mark Bigelow, Fr.
- 1999-00 Terrell Lyday, Jr. #
- 2000-01 Trent Whiting, Sr.

HONORABLE MENTION ALL-MWC (START IN 2002)

- 2001-02 Mark Bigelow, Jr.
- 2001-02 Matt Montague, Sr.
- 2001-02 Eric Nielsen, Sr.
- 2002-03 Jared Jensen, So.
- 2004-05 Austin Ainge, So.
- 2005-06 Brock Reichner, Sr.
- 2005-06 Rashaun Broadus, Jr.

COACH OF THE YEAR

- 1989-90 Roger Reid
- 1991-92 Roger Reid
- 2002-03 Steve Cleveland
- 2005-06 Dave Rose

FRESHMAN OF THE YEAR

- 1990-91 Shawn Bradley
- 1991-92 Russell Larson
- 1998-99 Mark Bigelow
- 2001-02 Jared Jensen
- 2005-06 Trent Plaisted

MWC ALL-TOURNAMENT TEAM


- 1999-00 Terrell Lyday
- 2000-01 Terrell Lyday
- 2000-01 Mekeli Wesley
- 2003-04 Rafael Araujo

#MWC Newcomer of the Year
+WAC Newcomer of the Year




DAVE ROSE

In his first season as a head coach at BYU, Dave Rose (left) was named the USBWA District VIII Coach of the Year and received honorable mention for National Coach of the Year by Scout.com. He was named MWC Coach of the Year by the league's media and coaches and by CollegeInsider.com.



RAFAEL ARAUJO



TERRELL LYDAY



TRENT PLAISTED



2003-04 MWC DEFENSIVE MVP AND TWO-TIME ALL-MWC MIKE HALL



ALL-CONFERENCE PERFORMERS

1930-31 (Rocky Mountain Conference)
Elwood Romney, BYU, Fr. 1st

1931-32
Elwood Romney, BYU, So. 1st

1932-33
Floyd Millet, BYU, Fr. 1st
Jay Whitman, BYU, Fr. 1st

1933-34
Floyd Millet, BYU, So. 1st
Jay Whitman, BYU, So. 1st

1936-37
Earl Giles, BYU, Jr. 1st

1940-41 (Mountain States Conference)
Duane Esplin, BYU, Fr. 1st

1942-43
Brady Walker, BYU, Fr. 1st

1947-48
Joe Nelson, BYU, So. 1st
Randy Clark, BYU, So. 1st

1948-49
Joe Nelson, BYU, Jr. 1st

1950-51
Roland Minson, BYU, Jr. 1st
Mel Hutchins, BYU, Sr. 1st

1952-53
Joe Richey, BYU, Jr. 1st
Harold Christensen, BYU, Jr. 1st

1953-54
Dean Larsen, BYU, Jr. 1st

1954-55
Terry Tebbs, BYU, So. 1st

1955-56
Terry Tebbs, BYU, Jr. 1st

1957-58
John Nicoll, BYU, Fr. 1st

1960-61
Gary Earnest, BYU, Jr. 1st

1962-63 (Western Athletic Conference)
Bruce Burton, BYU, Sr. 1st
Gary Batchelor, BYU, Sr. 2nd

1963-64
John Fairchild, BYU, Jr. 1st

1964-65
John Fairchild, BYU, Sr. 1st
Dick Nemelka, BYU, Jr. 2nd

1965-66
Dick Nemelka, BYU, Sr. 1st
Jeff Congdon, BYU, Sr. 2nd
Steve Kramer, BYU, Sr. 2nd

1966-67
Kari Liimo, BYU, So. 1st
Craig Raymond, BYU, Sr. 2nd
Jim Jimas, BYU, Sr. 2nd

1967-68
Jim Eakins, BYU, Sr. 1st
Kari Liimo, BYU, Jr. 2nd
Marty Lythgoe, BYU, Jr. 2nd

1968-69
Paul Ruffner, BYU, Jr. 2nd



Mountain States Conference All-Conference First Team selections from left to right: Mel Hutchins, Joe Nelson and Roland Minson.

Marty Lythgoe, BYU, Sr. 2nd
Doug Howard, BYU, Jr. 2nd

1969-70
Doug Howard, BYU, Sr. 2nd

1970-71
Kresimir Cosic, BYU, So. 1st

1971-72
Kresimir Cosic, Jr. 1st
Bernie Fryer, BYU, Sr. 1st

1972-73
Kresimir Cosic, BYU, Sr. 1st

Doug Richards, BYU, Jr. 2nd

1973-74
Doug Richards, BYU, Sr. 2nd

1975-76
Jay Cheesman, BYU, Jr. 1st

1976-77
Jay Cheesman, BYU, Sr. 2nd

1977-78
Danny Ainge, BYU, Fr. 1st

1978-79
Danny Ainge, BYU, So. 1st
Scott Runia, BYU, Jr. 2nd
Alan Taylor, BYU, Jr. 2nd

1979-80
Danny Ainge, BYU, Jr. 1st
Alan Taylor, BYU, Sr. 1st


1980-81
Danny Ainge, BYU, Sr. 1st
Fred Roberts, BYU, Jr. 1st

1981-82
Fred Roberts, BYU, Sr. 1st
Steve Trumbo, BYU, Sr. 1st

1982-83
Devin Durrant, BYU, Jr. 1st
Brett Applegate, BYU, Jr. 2nd




Left to Right: Steve Kramer, Stan Watts, Jeff Congdon, Jim Eakins (back), Neil Roberts and Dick Nemelka.



FRED ROBERTS



ALL-CONFERENCE PERFORMERS



KEN ROBERTS

- 1981-82
Fred Roberts, BYU, Sr. 1st
Steve Trumbo, BYU, Sr. 1st
- 1982-83
Devin Durrant, BYU, Jr. 1st
Brett Applegate, BYU, Jr. 2nd
- 1983-84
Devin Durrant, BYU, Sr. 1st
Brett Applegate, BYU, Sr. 1st
- 1984-85
Timo Saarelainen, BYU, Sr. 1st
- 1985-86
Jeff Chatman, BYU, So. 2nd
Bob Capener, BYU, Jr. 2nd
- 1986-87
Michael Smith, BYU, So. 1st
- 1987-88
Michael Smith, BYU, Jr. 1st
Jeff Chatman, BYU, Sr. 1st
- 1988-89
Michael Smith, BYU, Sr. 1st




TRAVIS HANSEN


- 1989-90
Marty Haws, BYU, Sr. 1st
Andy Toolson, BYU, Sr. 2nd
- 1990-91
Steve Schreiner, BYU, Sr. 1st
Shawn Bradley, BYU, Fr. 2nd
- 1991-92
Gary Trost, BYU, Jr. 1st
Nathan Call, BYU, Sr. 2nd
- 1992-93
Gary Trost, BYU, Sr. 1st
- 1993-94
Russell Larson, BYU, Jr. 1st

- 1994-95
Russell Larson, BYU, Sr. 1st
Kenneth Roberts, BYU, Jr. 1st
- 1995-96
Kenneth Roberts, BYU, Sr. 1st
- 1997-98
Mountain Division
Ron Selleaze, BYU, Jr. 2nd
- 1998-99
Pacific Division
Mark Bigelow, BYU, Fr. 2nd
- 1999-00 (Mountain West Conference)
Mekeli Wesley, BYU, Jr. 2nd
- 2000-01
Mekeli Wesley, BYU, Sr. 1st
Terrell Lyday, BYU, Sr. 1st
Trent Whiting, BYU, Sr. 2nd
- 2001-02
Travis Hansen, BYU, Jr. 2nd
- 2002-03
Travis Hansen, BYU, Sr. 1st
Rafael Araujo, BYU, Jr. 3rd
Mark Bigelow, BYU, Jr. 3rd
- 2003-04
Rafael Araujo, BYU, Sr. 1st
Mark Bigelow, BYU, Sr. 2nd
Mike Hall, BYU, Jr. 3rd
- 2004-05
Mike Hall, BYU, Sr. 3rd
- 2005-06
Trent Plaisted, BYU, Fr. 2nd
Keena Young, BYU, Jr. 3rd

BYU freshman Trent Plaisted set the MWC scoring record for a center and captured All-MWC Second Team honors in 2006



MARTY HAWS



MEKELI WESLEY



MARK BIGELOW





BYU NBA DRAFT CHOICES

YEAR	PLAYER	TEAM	ROUND
1948	Brady Walker	Providence Steamrollers	
1948	Joe Nelson	Philadelphia Warriors	5th
1949	Bill Weight	Boston Celtics	9th
1950	Joe Nelson	Rochester Royals	
1951	Mel Hutchins	Tri-Cities Blackhawks	1st
1951	Roland Minson	New York Knicks	2nd
1952	Jerry Romney	Rochester Royals	8th
1953	Harold Christensen	Minneapolis Lakers	
1953	Joe Richey	Minneapolis Lakers	
1954	Phil Larson	Fort Wayne Pistons	10th
1956	Hershel Pederson	St. Louis Hawks	
1959	John Nicoll	New York Knicks	13th
1965	John Fairchild	Los Angeles Lakers	2nd
1966	Dick Nemelka	St. Louis Hawks	5th
1966	Jeff Congdon	Detroit Pistons	4th
1967	Craig Raymond	Philadelphia 76ers	1st
1968	Jim Eakins	San Francisco Warriors	5th
1969	Kari Liimbo	Los Angeles Lakers	7th
1970	Doug Howard	Chicago Bulls	11th
1970	Paul Ruffner	Chicago Bulls	2nd
1971	Steve Kelly	Detroit Pistons	7th
1972	Bernie Fryer	Phoenix Suns	7th
1972	Kresimir Cosic	Portland Trailblazers	10th
1973	Kresimir Cosic	Los Angeles Lakers	5th
1973	Kalevi Sarkalahti	Phoenix Suns	13th
1973	Phil Tollestrop	Buffalo Braves	20th
1974	Doug Richards	Portland Trailblazers	7th
1977	Jay Chessman	Chicago Bulls	6th
1977	Vern Thompson	Atlanta Hawks	8th
1980	Alan Taylor	Utah Jazz	4th
1981	Danny Ainge	Boston Celtics	2nd
1981	Steve Craig	Philadelphia 76ers	5th
1982	Fred Roberts	Milwaukee Bucks	2nd
1982	Steve Trumbo	Utah Jazz	3rd
1983	Greg Kite	Boston Celtics	1st
1984	Brett Applegate	Portland Trailblazers	4th
1984	Devin Durrant	Indiana Pacers	2nd
1985	Timo Saarelainen	Los Angeles Lakers	5th
1987	Tom Gneiting	Seattle SuperSonics	6th
1989	Michael Smith	Boston Celtics	1st
1993	Shawn Bradley	Philadelphia 76ers	1st
2003	Travis Hansen	Atlanta Hawks	2nd
2004	Rafael Araujo	Toronto Raptors	1st

COUGAR PROS OVERSEAS




PLAYER (YEARS AT BYU)	COUNTRY
Kresimir Cosic (1971-73)	Italy
Alan Taylor (1977-80)	Italy, Germany
Scott Runia (1977-80)	Holland
Fred Roberts (1979-82)	Italy, Spain
Steve Trumbo (1979-82)	Spain
Devin Durrant (1979-84)	Spain
Tom Gneiting (1985-87)	Spain, Turkey
Jim Usevitch (1983-88)	Israel, Greece
Jeff Chatman (1985-88)	Switzerland
Michael Smith (1984-89)	Spain
Andy Toolson (1984-90)	Italy, Greece, Spain
Marty Haws (1987-90)	Belgium
Gary Trost (1988-93)	Portugal, Argentina
Jared Miller (1991-93)	Portugal
Kevin Nixon (1992-93)	Portugal
Russell Larson (1992-95)	Spain
Robbie Reid (1993-95)	Italy, Austria, Estonia, Saudi Arabia, England
Kenneth Roberts (1991-96)	Spain, Portugal, New Zealand
Bryon Ruffner (1995-96)	Belgium, Sweden
Jarkko Ahlbom (1996-98)	Finland
Silester Rivers (1998-00)	Chile
Mekeli Wesley (1997-01)	Spain, Belgium, France, Poland
Terrell Lyday (1999-01)	Poland, Turkey, France, Russia, Italy
Trent Whiting (2000-01)	Italy
Eric Nielsen (1996-02)	Spain
Travis Hansen (2000-03)	Spain, Russia
Luiz Lemes (2002-04)	Brazil
Mark Bigelow (1999-04)	Germany, Spain
Kevin Woodberry (2002-04)	Mexico
Mike Hall (2003-05)	Turkey, France
Brock Reichner (2004-06)	Greece

(Left to right) Trent Whiting, Travis Hansen and Mekeli Wesley are three of the many Cougars who have gone on to play professionally overseas.




During Danny Ainge's 14-year NBA playing career he was a member of some of the most successful and dominant teams in league history. During six seasons his teams won 60 games or more. Below is a breakdown of the success Ainge experienced as an NBA player:

- 2 CHAMPIONSHIP TEAMS: Boston 1984 and 1985
- 6 NBA FINALS APPEARANCES: Boston 1984-87; Portland 1992; Phoenix 1993
- 9 CONFERENCE FINALS APPEARANCES: Boston 1982, 1984-1988; Portland 1991-92; Phoenix 1993.





All-American center Rafael Araujo was an NBA lottery pick as the No. 8 selection overall in the 2004 NBA Draft. He currently plays for the NBA's Utah Jazz.



COUGAR TOP NBA STATS

No	Player	Points
1.	Danny Ainge	11,964
2.	Jim Eakins	8,255
3.	Shawn Bradley	6,761
4.	Fred Roberts	5,962
5.	Mel Hutchins	4,851
6.	Jeff Congdon	1,995
7.	Greg Kite	1,717
8.	Craig Raymond	1,658
9.	Brady Walker	1,603
10.	John Fairchild	1,085

No	Player	Rebounds
1.	Jim Eakins	5,578
2.	Shawn Bradley	5,274
3.	Mel Hutchins	4,186
4.	Danny Ainge	2,768
5.	Greg Kite	2,603
6.	Fred Roberts	2,308
7.	Craig Raymond	1,510
8.	Jeff Congdon	601
9.	Brady Walker	*549
10.	John Fairchild	523

*Partial career rebound stats



Shawn Bradley played for 12 seasons in the NBA. He led the NBA in blocks twice, most recently with 228 rejections in 2000-01. He retired holding the Mavericks' record for most points by a center (32) and most blocks (13) in a game.



BYU HOOP RECORDS




POINTS IN A SINGLE GAME

PTS.	PLAYER	DATE	OPPONENT
47	Bob Skousen	Dec. 1, 1961	UCLA
44	Dave Eastis	Feb. 5, 1960	New Mexico
41	Timo Saarelainen	Feb. 7, 1985	at New Mexico
40	Marty Haws	Nov. 24, 1989	Siena
40	John Fairchild	Feb. 26, 1965	Arizona
40	Dick Nemelka	Dec. 29, 1965	vs. St. Bonaventure
40	Danny Ainge	Dec. 23, 1978	Oral Roberts
39	Michael Smith	Dec. 29, 1987	La Salle
39	Michael Smith	Dec. 19, 1987	Utah State
39	Dick Nemelka	Dec. 4, 1964	Oregon
39	Dick Nemelka	Dec. 4, 1965	Houston
39	Danny Ainge	Dec. 27, 1980	Utah State
38	Devin Durrant	Jan. 19, 1984	at Hawaii
38	Dick Nemelka	Dec. 30, 1965	vs. Cornell
37	Steve Schreiner	Feb. 9, 1991	Hawaii
37	Marty Haws	Jan. 4, 1990	at Hawaii
37	Danny Ainge	Jan. 8, 1981	San Diego St.
37	Paul Ruffner	Dec. 29, 1969	vs. Georgia
37	Joe Nelson	Jan. 16, 1948	Denver
37	Danny Ainge	Mar. 14, 1981	vs. UCLA
36	Russell Larson	Dec. 10, 1993	Nicholls State
36	Devin Durrant	Feb. 4, 1984	at UTEP
36	Devin Durrant	Jan. 26, 1984	Wyoming
36	Devin Durrant	Dec. 28, 1983	at UCLA
36	Paul Ruffner	Dec. 13, 1969	San Jose State
36	Doug Richards	Dec. 1, 1973	Idaho State
36	Danny Ainge	Dec. 3, 1977	at Idaho State
36	Kresimir Cosic	Jan. 25, 1973	Arizona
35	Terrell Lyday	Jan. 8, 2000	at Utah State
35	Russell Larson	Jan. 27, 1994	Wyoming
35	Michael Smith	Jan. 12, 1989	San Diego State
35	Devin Durrant	Jan. 7, 1984	Weber State
35	Devin Durrant	Dec. 10, 1983	St. Mary's
35	Devin Durrant	Nov. 30, 1983	Hofstra
35	Danny Ainge	Mar. 7, 1981	Utah
35	Kresimir Cosic	Dec. 22, 1971	at Utah State
35	Paul Ruffner	Jan. 3, 1970	at Utah
35	Dick Nemelka	Dec. 3, 1965	Illinois
35	Dick Nemelka	Dec. 6, 1963	at UCLA
35	Bob Quinn	Dec. 23, 1963	Michigan State
35	Timo Saarelainen	Nov. 30, 1984	vs. La Salle
34	Mekeli Wesley	Jan. 20, 2000	Wyoming
34	Kenneth Roberts	Mar. 4, 1995	at Utah
34	Russell Larson	Feb. 25, 1995	Air Force
34	Michael Smith	Feb. 5, 1987	at New Mexico
34	Michael Smith	Jan. 10, 1987	New Mexico
34	Michael Smith	Dec. 23, 1986	Pittsburgh
34	Devin Durrant	Jan. 14, 1984	Utah
34	Dick Nemelka	Feb. 5, 1966	at Utah
34	John Nicoll	Feb. 7, 1958	New Mexico
34	Jay Cheesman	Feb. 25, 1977	at New Mexico
34	Kari Liimo	Feb. 1, 1969	St. Francis
34	John Fairchild	Feb. 28, 1964	Arizona State
34	John Fairchild	Jan. 11, 1964	Wyoming
33	Devin Durrant	4 Times	
33	Michael Smith	3 Times	
33	Mark Bigelow	Dec. 8, 1998	at Washington State
33	Andy Toolson	Dec. 2, 1989	at Penn State
33	Timo Saarelainen	Jan. 31, 1985	San Diego State
33	Fred Roberts	Dec. 12, 1980	North Texas State
33	Danny Ainge	Jan. 21, 1978	Arizona State
33	Jay Cheesman	Feb. 15, 1975	at Arizona State
33	Kresimir Cosic	Dec. 9, 1971	New Mexico State
33	Paul Ruffner	Jan. 3, 1970	at Utah
33	Jeff Congdon	Mar. 5, 1966	Utah
33	Dick Nemelka	Dec. 18, 1965	at Santa Clara
33	Steve Kramer	Dec. 17, 1965	at Santa Clara
33	John Fairchild	Jan. 31, 1964	Utah State

REBOUNDS IN A SINGLE GAME

RBD.	PLAYER	DATE	OPPONENT
27	Scott Warner	Dec. 18, 1969	at Texas Tech
26	John Benson	Dec. 1, 1956	Washington
25	John Fairchild	Dec. 23, 1963	Michigan State
25	Bruce Burton	Feb. 2, 1962	Denver
24	Mel Hutchins	Mar. 3, 1951	Utah
23	Alan Taylor	Mar. 1, 1980	San Diego State
23	Mark Handy	Mar. 7, 1975	at Wyoming
23	Kresimir Cosic	Mar. 18, 1971	vs. UCLA
23	Steve Trumbo	Jan. 21, 1982	Air Force
22	Brian Ambrozich	Dec. 9, 1972	Wisconsin-Mil.
22	Kresimir Cosic	Feb. 27, 1971	Arizona State
21	Craig Raymond	Feb. 5, 1966	at Utah
21	John Fairchild	Mar. 13, 1965	vs. Oklahoma City
20	Alan Taylor	Jan. 20, 1979	at Utah
20	Kresimir Cosic	Jan. 30, 1971	at Arizona
20	John Fairchild	Feb. 6, 1965	Utah State
19	John Nicholls	1959	
19	Kresimir Cosic	Jan. 17, 1973	Niagara
19	Kresimir Cosic	Jan. 8, 1972	Arizona
19	Kresimir Cosic	Jan. 22, 1972	Utah State
19	Kresimir Cosic	Mar. 6, 1971	at Utah
19	Kari Liimo	Feb. 1, 1969	St. Francis
19	Jim Eakins	Feb. 26, 1966	Wyoming
18	Trent Plaisted	Feb. 25, 2006	at TCU
18	Gary Trost	Dec. 19, 1991	McNeese State
18	Steve Schreiner	Jan. 12, 1991	New Mexico
18	Michael Smith	Jan. 15, 1987	San Diego State
18	Steve Trumbo	Dec. 26, 1981	Utah State
18	Paul Ruffner	Dec. 29, 1969	vs. Georgia
18	Bruce Burton	Feb. 16, 1963	Arizona State
17	Brett Applegate	Dec. 28, 1983	at UCLA
17	Brett Applegate	Jan. 14, 1983	San Diego State
17	Steve Trumbo	Feb. 27, 1982	San Diego State
17	Steve Trumbo	Feb. 6, 1982	Colorado State
17	Greg Kite	Dec. 19, 1980	vs. Illinois
17	Steve Trumbo	Feb. 26, 1981	at Wyoming
17	Steve Trumbo	Jan. 10, 1981	Hawaii
17	Jay Cheesman	Feb. 13, 1976	Arizona State
17	Mark Handy	Feb. 22, 1975	Utah
17	K. Sarkalahti	Dec. 16, 1972	Utah State
17	Paul Ruffner	Jan. 3, 1970	at Utah
17	Steve Kramer	Dec. 21, 1965	vs. St. Joseph's
17	Craig Raymond	Dec. 21, 1965	vs. St. Joseph's
17	Dave Eastis	Feb. 4, 1961	at Denver
17	Travis Hansen	Jan. 5, 2002	at Pepperdine
17	Rafael Araujo	Dec. 23, 2002	at San Francisco
17	Rafael Araujo	Dec 6, 2003	vs. Oklahoma State



Travis Hansen was a rebounding machine against Pepperdine in 2002 when he pulled down a career-high 17 rebounds – the most ever by a BYU guard.



INDIVIDUAL SINGLE-GAME BESTS

POINTS SCORED

47 Bob Skousen vs. UCLA (1961)

FIELD GOALS ATTEMPTED

36 John Nicoll vs. New Mexico (1958)

FIELD GOALS MADE

21 Dave Eastis vs. New Mexico (1960)

FIELD GOAL PERCENTAGE

1.000 12/12, Kresimir Cosic vs. Arizona (1971)

THREE-POINT FIELD GOALS ATTEMPTED

15 Nick Sanderson vs. Kansas (1993)

THREE-POINT FIELD GOALS MADE

8 Mike Rose vs. Southern Utah (2003)

THREE-POINT PERCENTAGE (5 ATTEMPTS)

1.000 6/6, Nathan Call vs. Utah (1991)

1.000 5/5, Danny Bower vs. Wyoming (1998)

FREE THROWS ATTEMPTED

20 John Benson vs. Montana (1957)

20 John Nicoll vs. Utah (1958)

20 Jerry Dahlman at Arizona St. (1963)

FREE THROWS MADE

16 Mekeli Wesley at UTEP (1998)

15 John Benson vs. Montana (1957)

15 Steve Trumbo at CS Fullerton (1982)

15 Devin Durrant vs. Hawaii (1983)

FREE THROW PERCENTAGE (MIN. 10 ATTS.)

1.000 14/14, Andy Toolson vs. California (1989)

1.000 13/13, Doug Howard vs. Ariz. St. (1970)

1.000 13/13, Verne Thompson at Wyo. (1977)

1.000 13/13, Devin Durrant vs. St. Joe's (1983)

1.000 13/13, Marty Haws vs. Hawaii (1990)

1.000 13/13, Russell Larson vs. Fresno St. (1994)

1.000 13/13, Ken Roberts vs. S. Utah (1994)

1.000 12/12, Mekeli Wesley at USF (2001)

1.000 12/12, Travis Hansen at UNM (2003)

1.000 11/11, Ron Selleaze vs. Utah (1998)

1.000 11/11, Mekeli Wesley at Utah (1998)

1.000 11/11, Mark Bigelow vs. Arizona (1999)

1.000 11/11, Mark Bigelow at California (1999)

1.000 10/10, Nathan Cooper at UC Irvine (1999)

1.000 10/10, Mike Hall vs. UNLV (2004)

REBOUNDS

27 Scott Warner vs. Texas Tech (1970)

ASSISTS

16 Mike May vs. Niagara (1977)

15 Matt Montague vs. Idaho (2002)

15 Matt Montague vs. Wyoming (2002)

STEALS


9 Mark Bigelow vs. Arizona (1999)

BLOCKED SHOTS


14 Shawn Bradley vs. E. Kentucky (1991)




Mark Bigelow had nine steals and was 11-for-11 from the free-throw line against Arizona in 1998, setting two single-game bests.



In the 2003-04 season opener against Southern Utah, freshman Mike Rose connected on a team-record eight three-pointers in his collegiate debut.



Devin Durrant earned several medals while playing for USA Basketball. Durrant is third on BYU's all-time scoring list.



Matt Montague had two 15-assist games in 2001-02 and went on to set BYU career and season assist records. Montague is BYU's all-time assist leader.



INDIV. SCORING BY SEASON


YEAR	PLAYER	PTS.	AVG.
2006	Trent Plaisted	394	13.6
2005	Mike Hall	416	13.9
2004	Rafael Araujo	552	18.4
2003	Travis Hansen	537	16.8
2002	Travis Hansen	469	15.6
2001	Mekeli Wesley	569	17.2
2000	Terrell Lyday	565	17.1
1999	Mark Bigelow	419	15.0
1998	Ron Selleaze	352	16.8
1997	Jeff Campbell	383	15.3
1996	Kenneth Roberts	539	19.3
1995	Russell Larson	573	17.9
1994	Russell Larson	637	19.9
1993	Gary Trost	516	15.2
1992	Gary Trost	441	14.2
1991	Shawn Bradley	503	14.8
1990	Marty Haws	556	18.5
1989	Michael Smith	765	26.4
1988	Michael Smith	679	21.2
1987	Michael Smith	643	20.1
1986	Jeff Chatman	559	17.5
1985	Timo Saarelainen	639	22.0
1984	DEVIN DURRANT	866	27.9
1983	Devin Durrant	662	22.8
1982	Fred Roberts	466	15.5
1981	Danny Ainge	782	24.4
1980	Danny Ainge	555	19.1
1979	Danny Ainge	498	18.4
1978	Danny Ainge	632	21.1
1977	Jay Cheesman	429	15.9
1976	Jay Cheesman	441	17.6
1975	Brian Frishman	354	15.4
1974	Doug Richards	527	20.3
1973	Kresimir Cosic	524	20.2
1972	Kresimir Cosic	581	22.3
1971	Bernie Fryer	558	19.2
1970	Doug Howard	472	18.2
1969	Doug Howard	430	15.4
1968	Kari Liimo	410	17.0
1967	Craig Raymond	342	14.2
1966	Dick Nemelka	599	24.0
1965	John Fairchild	602	21.5
1964	John Fairchild	507	20.3
1963	Bruce Burton	445	17.1
1962	Bob Skousen	363	15.9
1961	Gary Earnest	429	16.5
1960	Dave Eastis	483	20.1
1959	Bob Skousen	462	17.7
1958	John Nicolls	463	17.8
1957	John Benson	516	18.4
1956	Terry Tebbs	506	19.5
1955	Herschel Pedersen	421	16.1
1954	Dean Larsen	426	15.2
1953	Joe Richey	525	17.5
1952	Joe Richey	352	14.6
1951	Roland Minson	619	16.7
1950	Joe Nelson	420	14.5

INDIV. REBOUNDS BY SEASON

YEAR	PLAYER	RBS.	AVG.
2006	Trent Plaisted	199	6.9
2005	Keena Young	140	5.6
2004	Rafael Araujo	303	10.1
2003	Rafael Araujo	286	8.9
2002	Travis Hansen	187	6.2
2001	Mekeli Wesley	181	5.5
2000	Mekeli Wesley	192	5.8
1999	Mark Bigelow	175	6.3
1998	Ron Selleaze	146	7.0
1997	Justin Weidauer	158	8.3
1996	Justin Weidauer	204	7.3
1995	Russell Larson	222	6.9
1994	Russell Larson	292	9.1
1993	Gary Trost	236	6.9
1992	Gary Trost	203	6.3
1991	Shawn Bradley	262	7.7
1990	Andy Toolson	198	6.6
1989	Michael Smith	248	8.6
1988	Michael Smith	248	7.8
1987	Michael Smith	273	8.5
1986	Tom Gneiting	230	7.4
1985	Alan Pollard	189	6.5
1984	Brett Applegate	352	11.4
1983	Greg Kite	255	8.8
1982	Steve Trumbo	335	11.5
1981	Steve Trumbo	342	10.7
1980	Alan Taylor	317	10.9
1979	Alan Taylor	266	9.5
1978	Alan Taylor	246	8.5
1977	Jay Cheesman	225	8.3
1976	Jay Cheesman	233	9.3
1975	Mark Handy	236	9.1
1974	Mark Handy	227	8.7
1973	Kresimir Cosic	246	9.5
1972	Kresimir Cosic	332	12.8
1971	Kresimir Cosic	341	12.6
1970	Paul Ruffner	254	9.8
1969	Paul Ruffner	268	9.6
1968	Jim Eakins	252	10.1
1967	Craig Raymond	183	7.6
1966	Craig Raymond	247	9.9
1965	John Fairchild	348	12.4
1964	JOHN FAIRCHILD	330	13.2
1963	Bruce Burton	271	10.4
1962	Bruce Burton	271	10.4
1961	Dave Eastis	243	9.3
1960	Dave Eastis	245	10.2
1959	Bob Skousen	239	9.2
1958	John Nicholls	307	11.8
1957	John Bensen	317	11.3
1956	Herschel Pedersen	314	12.1
1955	Herschel Pedersen	293	11.3
1954	Nick Mateljan	276	10.6
1953	Nick Mateljan	292	9.7
1952	Joe Richey	167	7.0
1951	MEL HUTCHINS	471	12.7
1950	No Record Available		

INDIV. ASSISTS BY SEASON

YEAR	PLAYER	AST.	AVG.
2006	Rashaun Broadus	104	3.6
2005	Austin Ainge	130	4.1
2004	Luiz Lemes	136	4.5
2003	Kevin Woodberry	80	2.5
2002	MATT MONTAGUE	217	7.2
2001	Matt Montague	97	2.9
2000	Matt Montague	125	3.8
1999	Michael Vranes	80	2.9
1998	Brian Dignan	109	4.0
1997	Matt Montague	131	5.0
1996	Randy Reid	142	5.1
1995	Robbie Reid	157	4.9
1994	Randy Reid	87	2.7
1993	Randy Reid	141	4.1
1992	Nathan Call	204	6.4
1991	Nathan Call	164	4.8
1990	Marty Haws	123	4.1
1989	Marty Haws	149	5.1
1988	Brian Taylor	151	4.7
1987	Brian Taylor	118	3.7
1986	Bob Capener	104	3.3
1985	Marty Perry	114	4.2
1984	Chris Nikchevich	117	3.9
1983	Marty Perry	91	3.4
1982	Scott Sinek	100	3.3
1981	Danny Ainge	127	4.0
1980	Danny Ainge	132	4.6
1979	Danny Ainge	122	4.5
1978	Danny Ainge	158	5.3
1977	Mike May	108	4.2
1976	Verne Thompson	78	3.0
1975-53	No Records Available		
1952	Jerry Romney	37	1.6
1951	Roland Minson	99	2.7
1950	No Record Available		



NOTE: Players listed in caps indicate all-time single-season leaders for cumulative totals and per-game averages.



POINTS SCORED

Table with 3 columns: Points, Player Name, Year. Lists top scorers like Devin Durrant (27.9 avg.), Michael Smith (26.4), etc.

POINTS PER GAME

Table with 3 columns: PPG, Player Name, Year. Lists players like Devin Durrant (27.9), Michael Smith (26.4), etc.

FIELD GOAL PERCENTAGE (STARTERS)

Table with 3 columns: FG%, Player Name, Year. Lists players like Russell Larson (.631), Tom Gneiting (.616), etc.

FIELD GOALS ATTEMPTED

Table with 3 columns: FG, Player Name, Year. Lists Roland Minson (627) in 1951.

FIELD GOALS MADE

Table with 3 columns: FG, Player Name, Year. Lists Devin Durrant (312) in 1984.

THREE-POINT PERCT. (30+ ATTS)

Table with 3 columns: 3P%, Player Name, Year. Lists Nathan Call (.532) in 1988.

THREE-POINT FIELD GOALS ATTEMPTED

Table with 3 columns: 3PA, Player Name, Year. Lists Nick Sanderson (209) in 1993.

THREE-POINT FIELD GOALS MADE

Table with 3 columns: 3PM, Player Name, Year. Lists Andy Toolson (74) in 1990, Nick Sanderson (73) in 1993, etc.

CONSECUTIVE GAMES WITH A THREE-POINT FIELD GOAL (SEASON)

Table with 3 columns: CG, Player Name, Year. Lists Terrell Lyday (21) in 2000, Andy Toolson (16) in 1990, etc.

CONSECUTIVE THREE-POINTERS MADE

Table with 3 columns: C3PM, Player Name, Year. Lists Jimmy Balderson (9) in 2006.

FREE THROW PERCENTAGE (STARTERS)

Table with 3 columns: FT%, Player Name, Year. Lists Michael Smith (.925) in 1989, Michael Smith (.904) in 1987, etc.

FREE THROWS ATTEMPTED

Table with 3 columns: FTA, Player Name, Year. Lists Devin Durrant (307) in 1984.

FREE THROWS MADE

Table with 3 columns: FTM, Player Name, Year. Lists Devin Durrant (242) in 1984.

CONSECUTIVE FREE THROWS


Table with 3 columns: CFT, Player Name, Year. Lists Michael Smith (32) in 1989.

REBOUNDS

Table with 3 columns: REB, Player Name, Year. Lists Mel Hutchins (471) in 1951, Brett Applegate (352) in 1984, etc.

REBOUNDS PER GAME (STARTERS)

Table with 3 columns: RPG, Player Name, Year. Lists John Fairchild (13.2) in 1964, Kresimir Cosic (12.8) in 1972, etc.



MICHAEL SMITH

Table with 3 columns: FT%, Player Name, Year. Lists John Bensen (11.3) in 1957, Herschel Pedersen (11.3) in 1955, etc.

PERSONAL FOULS

Table with 3 columns: PF, Player Name, Year. Lists Jared Miller (124) in 1993.

TIMES DISQUALIFIED

Table with 3 columns: TD, Player Name, Year. Lists Jared Miller (11) in 1993, Glen Roberts (11) in 1978.

BLOCKED SHOTS

Table with 3 columns: BS, Player Name, Year. Lists Shawn Bradley (177) in 1991.

STEALS

Table with 3 columns: ST, Player Name, Year. Lists Marty Haws (66) in 1990, Terrell Lyday (62) in 2000.

ASSISTS - TOTAL

Table with 3 columns: AT, Player Name, Year. Lists Matt Montague (217) in 2002, Nathan Call (204) in 1992, etc.

ASSISTS - AVERAGE

Table with 3 columns: AA, Player Name, Year. Lists Matt Montague (7.2) in 2002, Nathan Call (6.4) in 1992, etc.

TRIPLE DOUBLES

Table with 3 columns: TD, Player Name, Year. Lists Danny Ainge (1) vs. Long Beach St. in 1978, Fred Roberts (1) vs. Utah in 1981, Michael Smith (1) vs. Colorado St. in 1988.



POINTS SCORED

2467	Danny Ainge	78-79-80-81
2319	Michael Smith	84-87-88-89
2285	Devin Durrant	79-80-83-84
1885	Russell Larson	92-93-94-95
1841	Fred Roberts	79-80-81-82
1824	Jeff Chatman	85-86-87-88
1740	Mekeli Wesley	98-99-00-01
1715	Mark Bigelow	99, 02-03-04
1652	Kenneth Roberts	91-94-95-96
1512	Kresimir Cosic	71-72-73
1408	Jay Cheesman	74-75-76-77
1388	Andy Toolson	85-88-89-90

POINTS PER GAME

20.92	John Fairchild	20.2, 21.5
20.91	Danny Ainge	21.1, 18.4, 19.1, 24.4
19.5	Devin Durrant	13.2, 13.3, 22.8, 27.9
19.1	Kresimir Cosic	15.0, 22.3, 20.2
19.0	Michael Smith	8.0, 20.1, 21.2, 26.4
18.7	Bernie Fryer	19.2, 18.2
16.7	Terrell Lyday	17.1, 16.4
16.7	Dick Nemelka	10.8, 15.4, 24.0
16.3	Paul Ruffner	15.1, 17.7
16.2	Bob Skousen	17.7, 15.9, 13.0
15.6	Doug Richards	20.3, 15.9, 10.7
15.1	Mekeli Wesley	13.5, 11.0, 16.8, 17.2
15.1	Rafael Araujo	12.0, 18.4

FIELD GOALS ATTEMPTED

1875	Danny Ainge	78-79-80-81
1749	Michael Smith	84-87-88-89
1527	Devin Durrant	79-80-83-84
1369	Jeff Chatman	85-86-87-88
1333	Joe Richey	51-52-53
1259	Fred Roberts	79-80-81-82
1250	Mark Bigelow	99-02-03-04
1227	Mekeli Wesley	98-99-00-01
1188	Russell Larson	92-93-94-95
1162	Kresimir Cosic	71-72-73

FIELD GOALS MADE

987	Danny Ainge	78-79-80-81
886	Michael Smith	84-87-88-89
832	Devin Durrant	79-80-83-84
751	Jeff Chatman	85-86-87-88
687	Fred Roberts	79-80-81-82
660	Russell Larson	92-93-94-95
570	Mekeli Wesley	98-99-00-01
566	Kresimir Cosic	71-72-73
561	Kenneth Roberts	91-94-95-96
558	Jay Cheesman	74-75-76-77
548	Roland Minson	49-50-51

FIELD GOAL PERCENTAGE (STARTERS)

.574	Alan Taylor	77-78-79-80
.567	Jared Jensen	02-03-04-05
.567	Rafael Araujo	03-04
.566	Gary Trost	88-91-92-93
.556	Jared Miller	91-92-93
.556	Russell Larson	92-93-94-95
.550	Kenneth Roberts	91-94-95-96
.550	Tom Gneiting	85-86-87
.549	Jeff Chatman	85-86-87-88
.546	Fred Roberts	79-80-81-82
.546	Kenneth Roberts	91-94-95-96
.545	Devin Durrant	79-80-83-84

THREE-POINT FIELD GOALS ATTEMPTED

559	Mark Bigelow	99-02-03-04
355	Randy Reid	92-96
321	Terrell Lyday	00-01

THREE-POINT FIELD GOALS MADE

213	Mark Bigelow	99-02-03-04
141	Andy Toolson	85-88-89-90
127	Terrell Lyday	00-01

THREE-POINT PERCENTAGE (STARTERS)

.484	Brock Reichner	05-06
.456	Nathan Call	86-87-90-91
.445	Mark Heslop	88-89-90-91
.437	Andy Toolson	85-88-89-90
.430	Michael Smith	84-87-88-89

CONSECUTIVE GAMES WITH A THREE-POINT FIELD GOAL - CAREER

22	Mark Bigelow	1999, 2002
21	Terrell Lyday	2000

FREE THROWS ATTEMPTED

820	Devin Durrant	79-80-83-84
673	Russell Larson	92-93-94-95
651	Mekeli Wesley	98-99-00-01
641	Kenneth Roberts	91-94-95-96
605	Danny Ainge	78-79-80-81
602	Fred Roberts	79-80-81-82
513	Mark Bigelow	99, 02-03-04
496	Gary Trost	88-91-92-93
491	Michael Smith	84-87-88-89
484	Kresimir Cosic	71-72-73
477	Jeff Chatman	85-86-87-88
430	Marty Haws	87-88-89-90

FREE THROWS MADE

621	Devin Durrant	79-80-83-84
541	Russell Larson	92-93-94-95
511	Kenneth Roberts	91-94-95-96
509	Mekeli Wesley	98-99-00-01
493	Danny Ainge	78-79-80-81
467	Fred Roberts	79-80-81-82
431	Michael Smith	84-87-88-89
414	Mark Bigelow	99-02-03-04
381	Kresimir Cosic	71-72-73
359	Gary Trost	88-91-92-93
338	Randy Reid	93-94-95-96
329	Travis Hansen	01-02-03

FREE THROW PERCENTAGE (STARTERS)

.878	Michael Smith	84-87-88-89
.830	Randy Reid	93-94-95-96
.828	Mark Heslop	88-89-90-91
.827	Brian Taylor	83-84-87-88
.826	Nick Sanderson	92-93
.826	Gary Bachelor	61-62-63
.816	Danny Ainge	78-79-80-81
.813	Doug Howard	68-69-70

REBOUNDS

922	Michael Smith	84-87-88-89
919	Kresimir Cosic	71-72-73
919	Alan Taylor	77-78-79-80
839	Greg Kite	80-81-82-83
838	Fred Roberts	79-80-81-82
835	Steve Trumbo	79-80-81-82
821	Russell Larson	92-93-94-95

803	John Benson	56-57-58
801	Mark Handy	74-75-76-77

REBOUNDS PER GAME (STARTERS ONLY)

12.8	John Fairchild	64-65
11.6	Kresimir Cosic	71-72-73
10.2	John Benson	56-57-58

GAMES PLAYED

129	Russell Larson	92-93-94-95
129	Nathan Call	86-87-90-91

PERSONAL FOULS

408	Russell Larson	92-93-94-95
-----	----------------	-------------

ASSISTS - TOTAL

570	Matt Montague	97-00-01-02
539	Danny Ainge	78-79-80-81
528	Nathan Call	86-87-90-91
502	Marty Haws	87-88-89-90

ASSISTS - AVERAGE


4.67	Matt Montague	97-00-01-02
4.57	Danny Ainge	78-79-80-81
4.09	Nathan Call	86-87-90-91

BLOCKED SHOTS

208	Greg Kite	80-81-82-83
-----	-----------	-------------

TRIPLE DOUBLES

1	Danny Ainge	1978
1	Fred Roberts	1981
1	Michael Smith	1988



Terrell Lyday was a three-point bomber, hitting 60 treys in 2001 and 67 in 2000. In 2000 he set the BYU single-season record of 21 consecutive games with a three-point field goal.



GAMES PLAYED/STARTED & DOUBLE-DOUBLE RECORDS

GAMES PLAYED

- Nathan Call – 129
- Russell Larson – 129
- Mark Durrant – 128
- Ken Roberts – 126
- Randy Reid – 125
- Shane Knight – 124
- Marty Haws – 123
- Nathan Cooper – 122
- Eric Nielsen – 122
- Jeff Chatman – 122
- Matt Montague – 122
- Michael Smith – 122
- Mark Bigelow – 120
- Fred Roberts – 119
- Danny Ainge – 118
- Jared Jensen – 118
- Devin Durrant – 117
- Mekeli Wesley – 115

GAMES STARTED

- Jeff Chatman* – 122
- Randy Reid – 122
- Ken Roberts – 121
- Mark Bigelow – 119
- Fred Roberts* – 119
- Danny Ainge* – 118
- Devin Durrant* – 117

- Michael Smith – 117
- Mekeli Wesley – 111
- Marty Haws – 102
- Eric Nielsen – 102

* indicates players who started every game they played in

CONSECUTIVE GAMES PLAYED

- Mark Durrant* – 128
- Ken Roberts* – 126
- Marty Haws* – 123
- Jeff Chatman – 122
- Nathan Cooper* – 122
- Matt Montague* – 122
- Eric Nielsen* – 122
- Mark Bigelow* – 120
- Fred Roberts* – 119
- Devin Durrant* – 117
- Nathan Call – 107

* - indicates players who appeared in every game over the course of their four-year career

CONSECUTIVE GAMES STARTED

- Jeff Chatman – 122 see note
- Fred Roberts – 119
- Mark Bigelow – 118

- Devin Durrant – 117
- Marty Haws – 91
- Michael Smith – 90
- Mekeli Wesley – 71
- Danny Ainge – 63 see note

Jeff Chatman – Chatman did not appear in the first three games of his freshman year. He started the fourth game, Dec. 8, 1984, and then played in and started every game until he graduated

Danny Ainge – Ainge did not play Feb. 24, 1979 (middle of sophomore year), but he started every game he appeared in, giving him 63 consecutive starts and 118 starts in every game he played in.

DOUBLE-DOUBLE LEADERS SEASON

DD	NAME	SEASON
22	John Fairchild	64-65
21	Brett Applegate	83-84
20	Kresimir Cosic	71-72
18	Steve Trumbo	81-82
16	Rafael Araujo	03-04
16	John Fairchild	63-64
16	Russell Larson	93-94
15	Kresimir Cosic	70-71
12	Bruce Burton	62-63
12	Jay Cheesman	75-76
12	Kresimir Cosic	72-73


12	Alan Taylor	79-80
12	Alan Taylor	78-79
12	Steve Trumbo	80-81
11	Kari Liimo	67-68
11	Paul Ruffner	69-70

DOUBLE-DOUBLE LEADERS CAREER

DD	NAME	YEARS
47	Kresimir Cosic	71-73
38	John Fairchild	64-65
34	Alan Taylor	77-80
30	Steve Trumbo	79-82
29	Michael Smith	84, 87-89
28	Brett Applegate	83-84
27	Russell Larson	92-95
26	Jay Cheesman	74-77
24	Rafael Araujo	03-04
24	Kari Liimo	67-69
22	Mark Handy	74-77
21	Bruce Burton	61-63
21	Paul Ruffner	69-70
20	Fred Roberts	79-82
18	Greg Kite	80-83
18	Steve Kramer	64-66
17	Ken Roberts	91, 94-96
16	Jim Eakins	66-68
16	Tom Gneiting	85-87



Jeff Chatman (1985-88) is the all-time leader in consecutive games started and total games started with 122 consecutive games.



John Fairchild (1964-65) holds the BYU record for most double-doubles in a season with 22 during the 1964-65 season.



Mark Durrant (1990, 1993-95) holds the BYU record for consecutive games played at 128.




Hall of Famer Kresimir Cosic holds the career record for double-doubles with 47 during 1971-1973.



DANNY AINGE • 1977-1981, G, 6-5 • 2467 Career Points

YEAR	G	FGM-FGA	FG%	FTM-FTA	FT%	REB-AVG	PTS-AVG
77-78	30	243-473	.51	146-169	.86	173-5.8	632-21.1
78-79	27	206-376	.55	86-112	.77	102-3.8	498-18.4
79-80	29	229-430	.53	97-124	.78	114-3.9	555-19.1
80-81	30	309-596	.52	164-199	.82	152-4.8	782-24.4
Totals	118	987-1875	.53	493-605	.81	541-4.6	2467-20.9


- Won Eastman and John Wooden Award in his senior season
- Led BYU in scoring all four years and finished with a career average of 20.9 ppg.
- Scored game winning lay-up in Sweet Sixteen against Notre Dame
- NCAA record, scoring in double figures in 112 consecutive games
- Drafted by both the Toronto Blue Jays (MLB) and the Boston Celtics (NBA)
- Played on two NBA championship teams at Boston, 1984 and '86
- Played in 193 career playoff games, third all-time to Kareem Abdul-Jabbar and Robert Horry



MICHAEL SMITH • 1983-84, 1986-89, F, 6-10 • 2319 Career Points

YEAR	G	FGM-FGA	FG%	3PM-3PA	3P%	FTM-FTA	FT%	REB-AVG	PTS-AVG
83-84	29	99-218	.454	-----	---	34-45	.756	153-5.3	232-8.0
86-87	32	253-497	.509	34-70	.486	103-114	.904	273-8.5	643-20.1
87-88	30	229-452	.507	44-102	.431	127-151	.841	224-7.5	679-21.0
88-89	29	286-545	.525	33-87	.379	160-173	.925	248-8.6	765-26.4
Totals	120	886-1749	.507	111-259	.428	424-483	.878	922-7.7	2319-19.3

- Named third-team Basketball Weekly and Sporting News All-America honorable mention his senior year
- Named second-team UPI and third team AP All-America his junior season
- Finished his career with 2,319 points, second on BYU's all-time scoring list behind Danny Ainge
- Grabbed 922 rebounds in his career, the most by any Cougar
- Drafted in the first round by the Boston Celtics



DEVIN DURRANT • 1978-80, 82-84, F, 6-7 • 2285 Career Points

YEAR	G	FGM-FGA	FG%	FTM-FTA	FT%	REB-AVG	PTS-AVG
78-79	28	132-263	.540	86-122	.710	146-5.2	370-13.2
79-80	29	147-265	.550	93-130	.720	170-5.9	387-13.3
82-83	29	231-456	.510	200-261	.770	167-5.8	662-22.8
83-84	31	312-543	.575	242-307	.788	160-5.2	866-27.9
Totals	117	822-1527	.538	621-820	.757	643-5.5	2,285-19.5

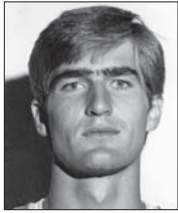
- AP All-America Second Team, UPI All-America Third Team
- Holds the BYU record for scoring average of 27.9 in his senior season
- WAC Player of the Year his junior year
- Finished 19th in the NCAA in scoring and was the 12th leading returning scorer in the nation in his junior season
- Drafted in the second round by the Indiana Pacers



RUSSELL LARSON • 1992-1995, F/C, 6-11 • 1885 Career Points

YEAR	G-GS	FGM-FGA	FG%	3PM-3PA	3P%	FTM-FTA	FT%	REB-AVG	PTS-AVG
91-92	32-1	101-187	.540	0-0	---	115-141	.816	162-5.1	317-9.9
92-93	33-19	135-214	.631	0-2	---	88-120	.733	145-4.4	358-10.8
93-94	32-32	223-403	.553	10-35	.286	181-221	.819	292-9.1	637-19.9
94-95	32-32	201-384	.523	14-28	.500	157-191	.822	222-6.9	573-17.9
Totals	129-84	660-1188	.556	24-63	.393	541-673	.804	821-6.4	1885-14.6


- Leads the school for single season shooting percentage at .631
- First-team All-WAC by Coaches and Writers
- In addition to being fourth all-time at BYU in scoring with 1,885, he is also fourth in field goal percentage at .556.
- GTE/CoSida Second Team Academic All-America



FRED ROBERTS • 1978-1982, F, 6-10 • 1841 Career Points

YEAR	G/GS	FG/FGA	FG%	FT/FTA	FT%	PTS	AVG	REB	AVG	AST	TO	BLK	STL	MIN	AVG
78-79	28/28	158/291	.543	83/106	.78	399	14.3	191	6.8	63	72	23	24	861	30.8
79-80	29/29	151/257	.588	71/98	.72	373	13.1	177	6.1	72	75	19	10	891	30.7
80-81	32/32	216/373	.579	171/220	.77	603	18.8	255	8.0	110	104	14	26	1188	37.1
81-82	30/30	162/338	.479	142/178	.797	466	15.5	215	7.2	96	109	19	21	1118	37.3
Totals	119/119	687/1259	.546	487/602	.778	1,841	15.5	838	7.8	341	360	75	81	4058	34.1

- First-team All-WAC
- Basketball Writers District VII Team
- Shot a career average 55 percent from the field



JEFF CHATMAN • 1984-1988, F, 6-6 • 1788 Career Points

YEAR	G	FGM-FGA	FG%	3PM-3PA	3P%	FTM-FTA	FT%	REB-AVG	PTS-AVG
84-85	26	45-85	.530	---	---	12-29	.410	106-4.1	102-3.9
85-86	32	230-422	.545	---	---	99-147	.673	165-5.2	559-17.5
86-87	32	223-437	.510	0-3	---	94-131	.718	183-5.7	540-16.9
87-88	30	239-402	.595	0-0	---	109-160	.681	229-7.6	587-19.6
Totals	120	737-1346	.548	0-3	---	314-467	.672	560-4.7	1788-14.9

- Honorable Mention All-America by Sporting News his senior season
- Twice selected to the USBWA All-District VII Team
- Finished career with 1788 points, sixth all-time at BYU



MEKELI WESLEY • 1997-2001, F, 6-9 • 1740 Career Points

YEAR	G-GS	FGM-FGA	FG%	3PM-3PA	3P%	FTM-FTA	FT%	REB-AVG	PTS-AVG
97-98	30-29	129-313	.412	18-61	.295	130-168	.774	151-5.0	406-13.5
98-99	19-17	70-168	.417	12-42	.286	57-68	.838	93-4.9	209-11.0
99-00	33-33	192-397	.484	29-78	.372	143-193	.741	192-5.8	556-16.8
00-01	33-33	179-349	.513	32-76	.421	179-222	.806	181-5.5	569-17.2
Totals	115-112	570-1227	.466	91-257	.354	509-651	.782	617-5.4	1740-15.1

- The fifth Cougar to be named Conference Player of the Year his senior season at BYU
- MWC Tournament MVP his senior season
- Associated Press All-America honorable mention as a senior
- Holds the BYU single-game free throw record (16)

MARK BIGELOW • 1998-99, 2001-04, G/F. 6-7 • 1715 Career Points

YEAR	GP	GS	MIN	AVG	FG	FGA	PCT	3FG	FGA	PCT	FT	FTA	PCT	OFF	DEF	TOT	AVG	PF	FO	A	AVG	TO	BLK	STL	PTS	AVG
98-99	28	27	907	32.4	132	301	.439	44	113	.389	111	140	.793	34	141	175	6.3	67	3	57	2.0	76	13	38	419	15.0
01-02	30	30	954	31.8	138	317	.435	65	154	.422	106	132	.803	14	68	82	2.7	66	2	44	1.5	62	11	21	447	14.9
02-03	32	32	1025	32.0	145	332	.437	63	151	.417	93	112	.830	28	90	118	3.7	74	2	74	2.3	56	12	33	446	13.9
03-04	30	30	956	31.9	129	300	.430	41	141	.291	104	129	.806	27	86	113	3.8	65	1	85	2.8	50	13	24	403	13.4
Totals	120	119	3842	32.0	544	1250	.435	213	559	.381	414	513	.807	103	385	488	4.1	272	8	260	2.2	244	49	116	1715	14.3



- Finished his BYU career joining former Cougar All-American Danny Ainge as the only two Cougar players to score 400 points in each of their four seasons
- BYU record holder for career three-pointers (213)
- Earned All-MWC Second Team honors in senior season
- BYU record holder for consecutive games with a three-pointer (22), steals in a game (9) and tied for single-game free throw percentage (1.000, 10 attempts)






KENNETH ROBERTS • 1990-91, 1993-96, F, 6-8 • 1567 Career Points

YEAR	G/GS	FG/FGA	FG%	3FG/A	3FG%	FT/FTA	FT%	PTS	AVG	REB	AVG	AST	TO	BLK	STL	MIN	AVG
90-91	34/34	78/158	.494	4/10	.400	50/76	.658	210	6.2	151	4.4	96	54	14	20	897	26.4
93-94	32/28	142/246	.577	1/2	.500	124/156	.795	409	12.8	192	6.0	61	49	21	25	993	31.0
94-95	32/31	171/307	.557	2/3	.667	150/179	.838	409	12.8	212	6.6	47	60	12	30	1037	32.4
95-96	28/28	170/316	.538	12/27	.444	187/230	.813	539	19.3	198	7.1	68	63	26	29	983	35.1
Totals	126/125	561/1027	.546	19/42	.452	511/641	.797	1567	12.4	753	6.0	272	226	73	104	3910	31.0


- Twice named All-WAC First Team
- Voted top WAC rebounder



KRESIMIR COSIC • 1970-1973, C, 6-11 • 1512 Career Points

YEAR	G	FG	FG%	FTM	FT%	REBS-AVG	PTS-AVG
70-71	26	153	.48	101	.74	341-13.1	407-15.0
71-72	26	207	.50	167	.81	332-12.8	581-22.3
72-73	26	206	.48	113	.81	246-9.5	524-20.2
Totals	78	566	.487	381	.787	919-11.8	1512-19.4

- Named first-team Converse, Helms and UPI All-America
- Named All-Conference during his sophomore, junior and senior seasons
- He set a BYU career record in points (1,512), field goals made (566), free throws (381) and rebounds (919)
- Played and helped coach the Yugoslavian Olympic team



JAY CHEESMAN • 1973-1977, F/C, 6-9 • 1408 Career Points

YEAR	GMS	FG/FGA	FG%	FT/FTA	FT%	PTS	AVG	REB	AVG
73-74	25	65/156	.417	29/41	.707	159	6.4	92	3.7
74-75	26	151/290	.521	77/115	.670	379	14.6	172	6.6
75-76	25	172/349	.493	97/129	.752	441	17.6	233	8.9
76-77	27	170/357	.476	89/116	.767	429	15.9	225	8.3
Totals	103	558/1152	.484	292/401	.728	1408	13.7	722	7.0

- Leading scorer his senior season
- Leading rebounder his senior season



ANDY TOOLSON • 1984-85, 1987-90, F, 6-6 • 1388 Career Points

YEAR	G	FGM/FGA	FG%	3PM-3PA	3P%	FTM/FTA	FT%	REB-AVG	PTS-AVG
84-85	29	97/193	.503	-----	----	53-73	.726	77-2.7	247-8.5
87-88	32	64/149	.430	25-63	.397	39/53	.736	88-2.8	192-6.0
88-89	26	124/260	.477	42-109	.385	105/126	.833	171-6.6	399-15.3
89-90	30	184/351	.510	74-151	.490	108/141	.766	198-6.6	550-18.3
Totals	117	469/953	.492	141-323	.437	305/393	.776	534-4.4	1388-11.8

- 1st overall in three-point shots made in a single season with 74
- Named first-team Academic All-America during his senior year
- Made a trey in 16 straight games



ROLAND MINSON • 1948-1951, F, 6-0 • 1375 Career Points

YEAR	GMS	FG/FGA	FG%	FT/FTA	FT%	PTS	AVG	REB	AVG	AST
48-49	35	149/ -	-	73/110	.664	371	10.8	-	-	-
49-50	32	160/418	.383	65/113	.575	385	12.0	-	-	-
50-51	37	239/627	.380	141/203	.694	619	16.7	186	5.0	99
Totals	104	548/--	--	279/426	.655	1375	13.2	--	--	--


- All-conference as a junior and senior
- MVP in the NIT tourney won by the Cougars in 1951
- Scored 619 points in one season
- Voted Most Outstanding Newcomer in 11 western states and drafted in the first round by the New York Knicks



MARTY HAWS • 1986-1990, G, 6-2 • 1337 Career Points

YEAR	G/GS	FG/FGA	FG%	3FG/A	3FG%	FT/FTA	FT%	PTS	AVG	REB	AVG	AST	TO	BLK	STL	MIN	AVG
86-87	32/12	39/90	.433	0/7	.000	30/52	.577	108	3.4	29	.09	99	42	2	23	490	15.3
87-88	32/32	98/181	.541	16/32	.346	56/74	.757	268	8.4	61	1.9	131	64	5	45	884	27.6
88-89	29/29	144/307	.469	18/52	.346	99/125	.792	405	14.0	77	2.7	149	79	2	48	1088	37.5
89-90	30/30	198/398	.498	19/51	.373	141/179	.788	556	18.5	69	2.3	123	59	4	66	1101	36.7
Totals	123/103	479/976	.491	53/142	.373	326/430	.758	1337	10.9	236	1.9	502	244	13	182	3563	29.0



- First-team All-WAC selection his senior year
- Led the Cougars in both points and assists his senior season



JOE NELSON • 1947-1950, F, 6-3 • 1317 Career Points

YEAR	G	FGM	FTM	PTS-AVG
47-48	24	131	106	368-15.3
48-49	34	204	121	529-15.5
49-50	29	154	112	420-14.5
Totals	87	489	339	1318-15.1


- Named Helms All-American in sophomore season
- Named all-conference all three years at BYU
- Led BYU in scoring all three years



DICK NEMELKA • 1962-1966, G, 6-2 • 1299 Career Points

YEAR	G	FG	FG%	FTM	FT%	REBS-AVG	PTS-AVG
63-64	25	109	45	51	65	71-2.84	269-10.8
64-65	28	170	44	91	82	84-3.0	431-15.4
65-66	25	242	52	115	74	119-4.76	599-24.0
Totals	78	521	47	257	74	274-3.51	1299-16.7


- Named All-America by *Look* and *Converse* his senior season
- Led the team to the 1966 NIT championship
- Named first-team All-WAC in senior season and second-team All-WAC in junior season
- Averaged 24 ppg his senior season and shot 52 percent from the field
- Named Scholastic All-American
- Played professional basketball with the Utah Stars of the ABA, winning the ABA championship in 1971



ALAN TAYLOR • 1976-1980, C, 6-10 • 1284 Career Points

YEAR	G	FG/FGA	FG%	FT/FTA	FT%	PTS	AVG	REB	AVG	AST	TO	BLK	STL	MIN	AVG
76-77	24	48/90	.533	30/45	.667	126	5.5	90	3.8	4	-	-	-	336	14.0
77-78	29	170/301	.565	41/75	.547	416	14.4	246	8.5	50	85	28	10	957	33.0
78-79	28	146/252	.579	84/140	.600	380	13.6	266	9.5	30	59	39	12	868	31.0
79-80	29	138/231	.597	86/142	.606	362	12.5	317	10.9	31	56	52	13	919	31.7
Totals	110	502/874	.574	241/402	.600	1284	11.7	919	8.4	115	-	-	-	3080	28.0

- Set a Marriott Center record in his season finale with 23 rebounds
- Named All-WAC First Team
- Pulled down 919 rebounds in his career, still tied for second just three behind Mike Smith's 922 record



DOUG RICHARDS • 1971-1974, G, 6-3 • 1218 Career Points

YEAR	GMS	FG/FGA	FG%	FT/FTA	FT%	PTS	AVG	REB	AVG
71-72	26	110/207	.531	58/77	.753	278	10.7	106	4.1
72-73	26	165/327	.505	83/113	.735	413	15.9	119	4.6
73-74	26	211/448	.471	105/133	.789	527	20.3	159	6.1
Totals	78	486/982	.495	246/323	.762	1218	15.6	384	4.9

- Leading scorer his senior season
- At the time 20.3 point scoring average ranked fourth among top Cougar scorers for one season
- One of two players to score in double figures his senior season
- BYU won its opening and final game on last second shots by Richards



GARY TROST • 1987-88, 1990-93, C, 6-10 • 1205 Career Points

YEAR	G-GS	FGM-FGA	FG%	3PM-3PA	3P%	FTM-FTA	FT%	REB-AVG.	PTS-AVG.
87-88	16-0	6-14	.429	0-0	---	8-12	.667	16-1.0	20-1.3
90-91	33-0	80-134	.597	2-5	.400	66-91	.725	145-4.4	228-6.9
91-92	31-31	160-284	.563	2-4	.500	119-175	.680	203-6.6	441-14.2
92-93	22-22	100-181	.552	0-1	---	93-126	.738	142-6.5	516-15.2
Totals	102-53	346-613	.564	4-10	.400	286-404	.708	506-4.9	1205-11.8

- Honorable Mention All-America by the Associated Press his senior season
- All-WAC First Team as a junior and senior
- Third all-time in career field-goal percentage at BYU


ELDON BRINLEY • 1927-1931 • 1195 Career Points



JOE RICHEY • 1950-1952, F, 6-1 • 1177 Career Points

YEAR	G	FGM	FG%	FTM	FT%	REB-AVG	PTS-AVG
50-51	36	126	34	62	57	196-5.4	314-8.7
51-52	24	145	35	62	73	167-7.0	352-14.6
52-53	29	194	35	123	79	217-7.5	511-17.6
Totals	89	465	35	247	70	580-6.5	1177-13.2

- Named first-team All-America by Look and second-team All-America by Colliers
- Led BYU in scoring his junior and senior seasons with 14.6 and 17.6 point averages
- Finished his career at BYU with 1177 points and 580 rebounds
- Led BYU to the NIT Championship in his sophomore season



RANDY REID • 1992-1996, G, 6-2 • 1166 Career Points


YEAR	G-GS	FGM-FGA	FG%	3PM-3PA	3P%	FTM-FTA	FT%	REB-AVG	PTS-AVG
92-93	34-33	59-155	.381	23-65	.354	71-83	.855	76-2.2	212-6.2
93-94	32-32	125-242	.517	34-100	.340	93-117	.795	68-2.1	377-11.8
94-95	31-29	76-206	.369	30-91	.330	86-101	.851	82-2.6	268-8.6
95-96	27-27	98-231	.424	27-95	.284	86-102	.843	59-2.2	309-11.4
Totals	124-121	358-834	.492	114-351	.324	336-403	.833	285-2.3	1166-9.4

- Selected to be on the GTE/CoSida Academic All-District VIII Team
- Voted to the All-Defensive Team by the coaches
- Finished 24th in the NCAA statistics for his 85.1 free-throw percentage in his junior season



KARI LIIMO • 1966-1969, F, 6-7 • 1156 Career Points


YEAR	GMS	FG/FGA	FG%	FT/FTA	FT%	PTS	AVG	REB	AVG
66-67	24	117/226	.518	93/116	.802	327	13.6	76	3.2
67-68	24	159/333	.477	92/129	.713	410	17.0	231	9.6
68-69	28	164/349	.470	91/140	.650	419	15.0	248	8.9
Totals	76	440/908	.485	276/385	.717	1156	15.7	555	7.3



- Played on the Finnish Olympic team averaging 29 points a game
- At the time was the third highest scorer behind Joe Nelson and Dick Nemelka
- Had the third best scoring average in three-year span, 15.2

ELWOOD ROMNEY • 1929-1933 • 1150 Career Points

- BYU's first basketball player to score over 1,100 points during his career
- Named to the Helms All-America Team in 1932
- Named to the all-conference team for three years
- Played semi-professional ball with the Denver Athletic Club for three years



DOUG HOWARD • 1967-1970, G, 6-3 • 1143 Career Points

YEAR	GMS	FG/FGA	FG%	FT/FTA	FT%	PTS	AVG	REB	AVG
67-68	25	95/242	.393	51/70	.729	241	9.6	114	4.6
68-69	28	164/349	.470	91/140	.650	419	15.0	248	8.9
69-70	26	175/399	.439	122/143	.853	472	18.2	136	5.2
Totals	79	434/990	.438	264/353	.748	1143	14.5	498	6.3

- Was a two-sport star at BYU (Basketball & Baseball)
- Finished among the top ten free throw shooters in collegiate ball, hitting 85 percent of his attempts from the free throw line
- Leading scorer in his senior season



TRAVIS HANSEN • 2000-2003, G/F, 6-6 • 1137 Career Points

YEAR	G/GS	FG/FGA	FG%	3FG/A	3FG%	FT/FTA	FT%	PTS	AVG	REB	AVG	AST	TO	BLK	STL	MIN	AVG
00-01	24/9	49/120	.408	5/17	.294	28/39	.718	131	5.5	73	3.0	27	17	4	15	398	16.6
01-02	30/30	148/340	.435	35/83	.422	138/182	.758	469	15.6	187	6.2	46	68	13	19	933	31.1
02-03	32/32	169/383	.441	36/106	.340	163/204	.800	537	16.8	152	4.8	77	84	20	29	1025	32.0
Totals	86/71	366/843	.434	76/206	.370	329/425	.774	1137	13.2	412	4.8	150	169	37	63	2356	27.4

- 2003 Consensus first-team All-MWC
- 2003 MWC Co-Defensive Player of the Year
- 2003 USBWA District VIII First Team
- BYU earned a 44-1 home record in his three years
- Drafted by the Atlanta Hawks in the second round, 37th overall
- Chevrolet Player of the Game (NCAA vs. UConn, 21 points)



STEVE SCHREINER • 1988-1991, F, 6-7 • 1128 Career Points

YEAR	G/GS	FG/FGA	FG%	3FG/A	3FG%	FT/FTA	FT%	PTS	AVG	REB	AVG	AST	TO	BLK	STL	MIN	AVG
88-89	29/25	131/258	.508	6/21	.288	58/82	.707	326	11.2	136	4.9	18	34	5	15	719	24.8
89-90	30/30	135/238	.567	0/1	.000	48/68	.706	318	10.6	157	5.2	29	58	11	17	867	28.9
90-91	34/32	188/340	.553	0/0	.000	108/160	.675	484	14.2	227	6.7	38	67	8	15	1028	30.2
Totals	93/87	454/836	.543	6/22	.273	214/310	.690	1128	12.1	520	5.6	85	159	24	47	2614	28.1

- Scored in double figures 17 times
- First-team All-WAC his senior season
- Helped the Cougars win the WAC Tournament
- Led the Cougars to the second round of the NCAA Tournament




JOHN FAIRCHILD • 1963-1965, C, 6-8 • 1109 Career Points

YEAR	G	FGM-FGA	FG%	FTM-FTA	FT%	REB-AVG	PTS-AVG
63-64	25	192-425	.45	123-166	.74	330-13.2	507-20.3
64-65	28	218-444	.49	166-206	.81	348-12.4	602-21.5
Totals	53	410-869	.47	289-372	.78	678-12.8	1109-20.9

- Helms and *Look* All-America
- Two-time first-team All-WAC and WAC Player of the Year his senior season

- Finished his two-year career with 1109 points and 678 rebounds
- Leading scorer his senior season with 21.5 ppg
- Held school record with 20.3 ppg. and 13.2 rpg his junior year
- Drafted in the second round by the Los Angeles Lakers



GARY EARNEST • 1958-1961, G, 6-0 • 1108 Career Points

YEAR	GMS	FG/FGA	FG%	FT/FTA	FT%	PTS	AVG
58-59	26	142/357	.398	76/113	.673	360	13.9
59-60	25	119/380	.313	81/102	.794	319	12.7
60-61	26	161/377	.427	107/137	.781	429	16.5
Totals	77	422/1114	.379	264/352	.750	1108	14.4

- First Team all-conference
- All-Skyline recognition as a sophomore



TERRELL LYDAY • 1999-2001, G, 6-3 • 1105 Career Points

YEAR	G/GS	FG/FGA	FG%	3FG/A	3FG%	FT/FTA	FT%	PTS	AVG	REB	AVG	AST	TO	BLK	STL	MIN	AVG
99-00	33/33	183/405	.452	67/170	.394	132/178	.742	565	17.1	133	4.0	61	78	12	62	1098	33.3
00-01	33/33	159/395	.403	60/151	.397	162/197	.822	540	16.4	92	2.8	66	76	13	37	1082	32.8
Totals	66/66	342/800	.428	127/321	.396	294/375	.784	1105	16.7	225	3.4	127	154	25	99	2180	33.0

- Named first-team All-Mountain West his senior year
- MWC Newcomer of the Year his junior season
- NABC District 13 Second Team
- 2001 MWC All-Tournament Team



MARK HANDY • 1973-1977, C, 6-8 • 1099 Career Points

YEAR	GMS	FG/FGA	FG%	FT/FTA	FT%	PTS	AVG	REB	AVG	AST
73-74	26	106/216	.491	45/65	.692	256	9.8	227	8.7	-
74-75	26	119/222	.536	67/97	.690	305	11.7	236	9.1	-
75-76	19	105/208	.505	40/56	.714	250	13.2	168	8.8	45
76-77	25	113/207	.545	62/81	.765	288	11.5	170	6.8	26
Totals	96	443/853	.519	214/299	.716	1099	11.5	801	8.3	-

- Had the sixth-best single-season field-goal percentage mark when he finished his career
- Started all four years at BYU



MEL HUTCHINS • 1947-1951, C, 6-5 • 1084 Career Points


YEAR	G	FGM	FTM	PTS-AVG
47-48	24	61	30	153-6.4
49-50	32	136	88	360-11.3
50-51	37	227	117	571-15.4
Totals	93	424	235	1084-11.6

- Named first-team All-America by *Look*, *Converse*, *Helms* and *Sporting News*
- Named third-team All-America by UPI
- Led BYU to the NIT Championship in his senior season
- Drafted in the first round by Tri-Cities Blackhawks in 1951 and named NBA Rookie of the Year
- Played in the NBA for seven years and was named to an NBA All-Star six times






From 1976-80 Scott Runia scored 1,051 career points and collect 405 assists. Runia also helped lead BYU to a No. 12 final season ranking during his senior season in 1980. Runia also was instrumental in BYU's back-to-back conference championships in 1979 and 1980.



SCOTT RUNIA • 1976-1980, G, 6-1 • 1051 Career Points

YEAR	GMS	FG/FGA	FG%	FT/FTA	FT%	PTS	AVG	REB	AVG	AST	TO	BLK	STL	MIN	AVG
76-77	26	61/153	.399	28/37	.757	150	5.8	48	1.8	65	-	-	-	-	-
77-78	30	150/280	.536	40/50	.800	340	11.3	65	2.2	145	67	2	35	1080	36.0
78-79	25	120/247	.486	50/57	.877	290	11.6	62	2.5	100	62	2	31	820	32.8
79-80	29	114/248	.460	43/51	.843	271	9.3	38	1.3	95	56	4	26	788	27.1
Totals	110	445/928	.480	161/195	.826	1051	9.6	213	1.9	405	-	-	-	-	-


- Second-team All-WAC his junior season
- Helped the Cougars win two WAC Championships



BERNIE FRYER • 1970-1972, G, 6-3 • 1031 Career Points

YEAR	GMS	FG/FGA	FG%	FT/FTA	FT%	PTS	AVG	REB	AVG
70-71	29	196/433	.453	165/222	.743	558	19.2	130	4.5
71-72	26	168/353	.476	137/180	.761	473	18.2	82	3.2
Totals	55	364/786	.463	302/402	.751	1031	18.8	212	3.9

- Named to All-WAC First Team along with Kresimir Cosic his senior year
- Helped win two WAC titles during his junior and senior seasons at BYU
- During his senior season, BYU broke the NCAA attendance record (16,128 by Illinois in '71) by 5,000 averaging 21,818



DAVE EASTIS • 1958-1961, C, 6-5 • 1015 Career Points

YEAR	GMS	FG/FGA	FG%	FT/FTA	FT%	PTS	AVG	REB	AVG
58-59	19	59/137	.431	28/53	.528	146	7.7	109	5.7
59-60	24	181/397	.456	121/174	.695	483	20.1	245	10.2
60-61	26	132/330	.400	122/158	.772	386	14.9	243	9.3
Totals	69	372/864	.431	271/385	.704	1015	14.7	597	8.7

- All-conference player
- All-American candidate in '61
- Scored 44 points in one game against New Mexico



TEAM SINGLE SEASON

GAMES	37	1951
FIELD GOALS	1,014	1965
FG ATTEMPTS	2,611	1951
FIELD GOAL PERCENTAGE		
.531		1988
.528		1979
.522		1980
.506		1984
.500		1989
.498		1993
.498		1992
.493		1993
.492		1994
THREE-POINT SHOTS ATTEMPTED		
638		1998
THREE-POINT SHOTS MADE		
214		1992
THREE-POINT PERCENTAGE		
.452		1988
FREE THROWS MADE		
697		1993
CONSECUTIVE FREE THROWS MADE		
33		2005
FREE THROW ATTS.		
909		1993
FREE THROW PERCENTAGE		
.815		1989
.780		2001
.773		1995
.767		1993
.765		1996
.763		1988
.760		2002
.755		1974
.755		2003
.750		1984
.746		1987
REBOUNDS		
1,457	1951 & 1965	
TEAM REBOUNDING AVERAGE		
55.8		1956
ASSISTS		
613		1993
STEALS		
236		2000
BLOCKED SHOTS		
246		1991
MOST PERSONAL FOULS		
721		1993
MOST PERSONAL FOULS PER GAME		
23.1	1985 (671 in 29 games)	
FEWEST PERSONAL FOULS PER GAME		
13.9	1971 (403 in 29 games)	
MOST PLAYERS DISQUALIFIED		
39		1978
WINNING PERCENTAGE		
.850	17-3	1942
.828	24-5	1980
.812	26-6	1988
.807	21-5	1972
CONSECUTIVE VICTORIES		
17		1988
HOMECOURT WINNING STREAK		
44	2/19/00 - 1/16/03	
24	3/17/94 - 1/18/96	
CONSECUTIVE DEFEATS		
21		1997
8		1927
LARGEST SCORING MARGIN		
12.6	1966 (95.5 - 82.9)	
	1953 (68.1 - 55.5)	
MOST POINTS SCORED PER GAME		
95.5		1966
FEWEST POINTS SCORED PER GAME		
48.6		1946
FEWEST POINTS ALLOWED PER GAME		
46.4		1946

TEAM SINGLE GAME

FIELD GOALS ATTEMPTED			
108	vs. Montana		1953
FIELD GOALS MADE			
51	vs. Houston		1966
FIELD GOAL PERCENTAGE			
.736	vs. St. Mary's (39-53)		1983
.708	vs. Elon College (34-48)		2001
THREE-POINTERS ATTEMPTED			
33	vs. Louisiana State		1992
THREE-POINT FIELD GOALS MADE			
14	vs. Southern Utah		2003
13	vs. USC		2005
13	vs. SDSU		2002
13	vs. TCU		1999
13	vs. Louisiana State		1992
THREE-POINT PERCENTAGE (MIN 10)			
.733	at Air Force (11/15)		1993
FREE THROWS ATTEMPTED			
49	vs. Santa Clara		1965
FREE THROWS MADE			
39	vs. Utah State		1957
CONSECUTIVE FREE THROWS			
24	vs. Santa Clara		2005
BEST FREE THROW PERCENTAGE (MIN 10)			
1.000	vs. Wichita St. (12/12)		1965
1.000	at Chaminade (10/10)		2005
.957	vs. Wyoming (22/23)		1974
.950	vs. San Diego State (19/20)		2002
MOST REBOUNDS			
77	vs. St. Mary's		1966
MOST STEALS			
17	at Colorado St.		2006
17	vs. James Madison		1990
MOST ASSISTS			
34	vs. Northeast Louisiana		1975
34	vs. San Diego State		1980
REBOUND MARGIN			
40	vs. St. Mary's		1967
FEWEST PERSONAL FOULS			
5	vs. Michigan State		1981
FEWEST TOTAL POINTS			
25	vs. Wyoming		1982
FEWEST POINTS IN A HALF			
12	vs. Wyoming @ 1980, vs. 1982		
13	at Air Force		2005
FEWEST POINTS ALLOWED IN A HALF			
10	vs. Air Force		2003
MOST PERSONAL FOULS			
36	vs. Idaho State		1977
MOST TOTAL POINTS			
128	vs. Sacramento State		1993
MOST POINTS ONE HALF			
69	vs. North Texas		1981
BIGGEST SCORING MARGIN			
51	vs. St. Mary's (108-57)		1967
FEWEST FIELD GOALS ATTEMPTED			
23	at Wyoming		1980
FEWEST FIELD GOALS MADE			
10	at Wyoming		1980
10	vs. Southern Utah		2001
FEWEST FREE THROWS ATTEMPTED			
3	vs. Niagara		1976
3	vs. St. Mary's (Calif.)		2005
4	vs. San Diego State		2001
FEWEST FREE THROWS MADE			
1	vs. Niagara		1976
2	vs. San Diego State		2001

TEAM SEASON SCORING

Year	Offense		Defense	
	Pts.	Avg.	Pts.	Avg.
2006	2209	76.2	2078	71.7
2005	1972	65.7	2070	69.0
2004	2200	73.3	1966	65.5
2003	2299	71.8	2032	63.5
2002	2115	70.5	1951	65.0
2001	2324	70.4	2069	62.7
2000	2328	70.5	2107	63.8
1999	2009	71.8	2055	73.4
1998	1906	63.5	2093	69.8
1997	1547	59.5	2061	79.3
1996	2303	82.3	2194	78.4
1995	2405	75.2	2214	69.2
1994	2540	79.4	2382	74.4
1993	2754	81.0	2445	71.9
1992	2567	80.2	2227	69.6
1991	2454	72.2	2336	68.7
1990	2110	70.3	1971	65.7
1989	2338	80.6	2322	80.1
1988	2735	85.5	2437	76.2
1987	2634	82.3	2469	77.2
1986	2328	72.8	2159	74.4
1985	2175	75.0	2159	74.4
1984	2433	78.5	2325	75.0
1983	2014	69.5	1919	66.2
1982	1885	62.8	1752	58.4
1981	2525	78.8	2275	71.1
1980	2421	83.5	2103	72.5
1979	2381	85.0	2144	76.6
1978	2429	81.0	2495	83.2
1977	2013	74.6	2027	75.1
1976	2015	77.5	2183	83.9
1975	2062	79.3	2088	80.3
1974	2015	77.5	2183	83.9
1973	2068	79.5	1940	74.6
1972	2128	81.8	1927	74.1
1971	2401	82.8	2294	79.1
1970	2096	80.7	2188	84.1
1969	2325	83.0	2259	80.7
1968	2064	82.6	1956	78.2
1967	1960	81.7	1827	76.1
1966	2388	95.5	2073	82.9
1965	2639	94.3	2356	83.1
1964	1974	79.0	2004	80.2
1963	1985	77.1	2035	78.3
1962	1834	70.5	1947	74.9
1961	1923	73.9	1870	71.9
1960	1676	67.0	1877	75.1
1959	1965	75.5	1854	71.2
1958	1697	65.3	1735	66.7
1957	1985	77.1	1888	67.1
1956	2006	77.2	1743	67.0
1955	1892	72.7	1847	71.0
1954	1991	68.6	1897	64.8
1953	2053	69.2	1694	56.2
1952	1451	60.4	1412	58.8
1951	2355	65.3	2012	55.7
1950	1903	55.0	1698	49.9



MARRIOTT CENTER RECORDS

TEAM SINGLE GAME

MOST FIELD GOALS ATTEMPTED

102 North Texas vs. BYU, Dec. 12, 1980

MOST FIELD GOALS MADE

58 Southern Utah vs. South Alabama, Dec. 10, 1994

BEST FIELD GOAL PERCENTAGE

.744 Georgetown vs. Oregon State, Mar. 19, 1982

MOST THREE-POINT FIELD GOALS ATTEMPTED

51 Arizona State vs. BYU, Dec. 1, 1992

MOST THREE-POINT FIELD GOALS MADE

16 Arizona State vs. BYU, Dec. 1, 1992

BEST THREE-POINT FIELD GOAL PERCENTAGE

.778 BYU vs. Eastern Washington, 7/9, Nov. 25, 1989

MOST FREE THROWS ATTEMPTED

47 BYU vs. Tulsa, Dec. 22, 1990

47 BYU vs. Southern Utah, Nov. 24, 1999

MOST FREE THROWS MADE

37 BYU vs. Utah, Jan. 14, 1984

37 BYU vs. Utah State, Dec. 18, 1992

37 BYU vs. Southern Utah, Nov. 24, 1999

BEST FREE THROW PERCENTAGE

1.000 SW Mo. vs. Santa Clara, 15/15, Dec. 14, 1984

.955 BYU vs. New Mexico, 21/22, Feb. 18, 1989

MOST REBOUNDS

76 UCLA vs. Weber State, Mar. 16, 1972

BIGGEST REBOUND MARGIN OVER OPPONENT

38 BYU vs. Morgan State, 59-21, Dec. 28, 1995

MOST PERSONAL FOULS

34 North Texas vs. BYU, Dec. 12, 1980

34 Washington vs. BYU, Dec. 22, 1984

FEWEST PERSONAL FOULS

5 BYU vs. Michigan State, Dec. 16, 1980

ASSISTS

36 Southern Utah vs. South Alabama, Dec. 10, 1994

34 BYU vs. Northeast Louisiana, Jan. 4, 1975

34 BYU vs. Wyoming, Jan. 15, 1977

34 BYU vs. San Diego State, Mar. 1, 1980

POINTS

140 Southern Utah vs. South Alabama, Dec. 10, 1994

POINTS IN FIRST HALF

61 Southern Utah vs. South Alabama, Dec. 10, 1994

POINTS IN SECOND HALF

79 Southern Utah vs. South Alabama, Dec. 10, 1994

LARGEST SCORING MARGIN

68 So. Utah vs. So. Alabama, 140-72, Dec. 10, 1994

FEWEST POINTS IN A GAME

25 BYU vs. Wyoming, Jan. 23, 1982

FEWEST POINTS IN FIRST HALF

10 Air Force vs. BYU, Feb. 3, 2003

FEWEST POINTS IN SECOND HALF

12 BYU vs. Wyoming, Jan 18, 1980

FEWEST FIELD GOALS ATTEMPTED

29 Wyoming vs. BYU, Jan. 23, 1982

FEWEST FIELD GOALS MADE

10 BYU vs. Wyoming, Jan. 23, 1982

10 BYU vs. Southern Utah, Dec. 14, 2000

FEWEST FREE THROWS ATTEMPTED

2 UTEP vs. BYU, Feb. 15, 1973

FEWEST FREE THROWS MADE

1 UTEP vs. BYU, Feb. 15, 1973

1 BYU vs. Niagara, Dec. 11, 1976

MOST TURNOVERS COMMITTED

32 New Mexico vs. BYU, Jan. 30, 1976

MOST BLOCKED SHOTS

17 BYU vs. E. Kentucky, Dec. 7, 1990

MOST STEALS

19 BYU vs. James Madison, Dec. 19, 1990

INDIVIDUAL SINGLE GAME

FIELD GOALS ATTEMPTED

36 Michael Brooks, La Salle vs. BYU, Dec. 15, 1979

FIELD GOALS MADE

24 Michael Brooks, La Salle vs. BYU, Dec. 15, 1979

FIELD GOAL PERCENTAGE (12 ATT)

.917 Scott Runia, BYU vs. Wyoming, 11/12, Feb. 11, 1978

.917 Devin Durrant, BYU vs. St. Mary's, 11/12, Dec. 10, '83

THREE-POINT FIELD GOALS ATTEMPTED

18 Jack Hurd, La Salle vs. BYU, Feb. 15, 1992

THREE-POINT FIELD GOALS MADE

9 Jay Goodman, Utah St. vs. BYU, Nov. 24, 1990

THREE-POINT FIELD GOAL PCT. (MIN. 5 ATT)

1.000 Nathan Call, BYU vs. Utah, 6/6, Mar. 3, 1991

1.000 D. Praylow, Wichita St. vs. BYU, 5/5, Jan. 28, 1989

1.000 Paris Bryant, Wyo. vs. BYU, 5/5, Jan. 26, 1991

1.000 Danny Bower, BYU vs. Wyoming, 5/5, Jan. 15, 1998

FREE THROWS ATTEMPTED

19 Timo Saarelainen, BYU vs. Hawaii, Feb. 1, 1985

FREE THROWS MADE

16 Keith Van Horn, Utah vs. BYU, 16/16, Mar. 2, 1996

16 David Rivers, Notre Dame vs. BYU, Jan. 13, 1986

FREE THROW PERCENTAGE (12 ATT.)

1.000 Keith Van Horn, Utah vs. BYU, 16/16, Mar. 2, 1996

1.000 Andy Toolson, BYU vs. Calif., 14/14, Feb. 14, 1989

1.000 Marty Haws, BYU vs. Hawaii, 13/13, Feb. 2, 1990

1.000 K. Youngblood, USU vs. BYU, 13/13, Dec. 13, 1991

1.000 K. Roberts, BYU vs. S. Utah, 13/13, Dec. 9, 1994

1.000 D. Ainge, BYU vs. SDSU, 12/12, Mar. 1, 1980

1.000 F. Roberts, BYU vs. Wash., 12/12, Mar. 10, 1982

1.000 D. Durrant, BYU vs. Wyo, 12/12, Jan. 26, 1984

REBOUNDS

23 Alan Taylor, BYU vs. San Diego State, Mar. 1, 1980

23 Steve Trumbo, BYU vs. Air Force, Jan. 21, 1982

POINTS SCORED

51 Michael Brooks, La Salle vs. BYU, Dec. 15, 1979

ASSISTS

16 Mike May, BYU vs. Niagara, Dec. 11, 1976

15 Matt Montague, BYU vs. Idaho, Dec. 5, 2001

15 Matt Montague, BYU vs. Wyoming, Feb. 2, 2002

BLOCKED SHOTS

14 Shawn Bradley, BYU vs. Eastern Kentucky, Dec. 7, 1990

COMBINED TEAM SINGLE GAME

FIELD GOALS ATTEMPTED

175 Utah St. (97) vs. BYU (78), Jan. 22, 1972

175 N. Texas (102) vs. BYU (73), Dec. 12, 1980

FIELD GOALS MADE

91 La Salle (47) vs. BYU (44), Dec. 15, 1979

THREE-POINT FIELD GOALS ATTEMPTED

63 CS Northridge (38) vs. S. F. Austin (25), Dec. 9, 1995

THREE-POINT FIELD GOALS MADE

24 MSU-Billings (14) vs. BYU (10), Jan. 11, 2005

23 New Mexico (12) vs. BYU (11), Feb. 1, 2003

23 New Mexico (14) vs. BYU (9), Feb 21, 2004

FREE THROWS ATTEMPTED

87 BYU (46) vs. Washington (41), Dec. 22, 1984

FREE THROWS MADE

60 BYU (31) vs. Utah State (29), Nov. 24, 1990

REBOUNDS

130 UCLA (76) vs. Weber State (54), Mar. 16, 1972

PERSONAL FOULS

63 Washington (34) vs. BYU (29), Dec. 22, 1984

63 Utah (32) vs. BYU (31), Mar. 2, 1985

PLAYERS DISQUALIFIED

6 BYU (3) vs. Colorado State (3), Mar. 5, 1976


6 BYU (4) vs. Utah State (2), Dec. 27, 1980

POINTS SCORED

233 BYU (121) vs. Utah St. (112), OT, Dec. 19, 1987

TURNOVERS

60 New Mexico (32) vs. BYU (28), Jan. 30, 1976



ALAN TAYLOR
23 REBOUNDS
31/80



NCAA TOURNAMENT GAME HIGHS

POINTS

- 37, Danny Ainge vs UCLA (3/14/81)
- 30, Kresimir Cosic vs Utah State (3/13/71)
- 29, Michael Smith vs NC Charlotte (3/17/88)
- 27, Kresimir Cosic vs Long Beach (3/11/72)
- 27, Alan Taylor vs Clemson (3/8/80)
- 26, Gary Trost vs SMU (3/18/93)
- 25, Jeff Chatman vs New Orleans (3/12/87)
- 25, Mekeli Wesley vs Cincinnati (3/15/01)
- 24, Bob Quinney vs OCU (3/13/65)
- 24, Steve Kelly vs UCLA (3/18/71)
- 24, Nick Sanderson vs Kansas (3/20/93)*176
- 24, Rafael Araujo vs Syracuse (3/18/04)
- 23, John Fairchild vs UCLA (3/12/65)
- 21, Danny Ainge vs Princeton (3/12/81)
- 21, Michael Smith vs Louisville (3/19/88)
- 21, Travis Hansen vs UConn (3/20/03)
- 20, Russell Larson vs Tulane (3/16/95)
- 20, Kenneth Roberts vs Tulane (3/16/95)

FIELD GOALS

- 14, Danny Ainge vs UCLA (3/14/81)
- 11, Jeff Chatman vs New Orleans (3/12/87)
- 11, Michael Smith vs NC Charlotte (3/17/88)
- 10, Bob Quinney vs OCU (3/13/65)
- 10, Kresimir Cosic vs Utah State (3/13/71)
- 10, Kenneth Roberts vs Tulane (3/16/95)
- 9, Steve Kelly vs UCLA (3/18/71)
- 9, Kresimir Cosic vs Long Beach (3/11/72)
- 9, Doug Richards vs Long Beach (3/11/72)
- 9, Russell Larson vs SMU (3/18/93)
- 9, Rafael Araujo vs Syracuse (3/18/04)
- 8, John Fairchild vs UCLA (3/12/65)
- 8, Michael Smith vs Louisville (3/19/88)
- 8, Mekeli Wesley vs Cincinnati (3/15/01)
- 8, Travis Hansen vs UConn (3/20/03)
- 7, Kari Liimo vs NMSU (3/8/69)
- 7, Jim Miller vs Pacific (3/20/71)
- 7, Scott Runia vs San Francisco (3/10/79)
- 7, Danny Ainge vs Princeton (3/12/81)
- 7, Kevin Nixon vs Louisiana State (3/19/92)
- 7, Nick Sanderson vs Kansas (3/20/93)

FIELD GOALS ATTEMPTED

- 25, Michael Smith vs New Orleans (3/12/87)
- 23, Dick Nemelka vs OCU (3/13/65)
- 22, Danny Ainge vs UCLA (3/14/81)
- 21, Steve Kelly vs Pacific (3/20/71)
- 21, Travis Hansen vs UConn (3/20/03)
- 20, Kresimir Cosic vs Long Beach (3/11/72)
- 20, Michael Smith vs Louisville (3/19/88)
- 19, Kresimir Cosic vs Utah State (3/13/71)
- 19, Bernie Fryer vs UCLA (3/18/71)
- 18, Kevin Nixon vs Louisiana State (3/19/92)
- 18, Nick Sanderson vs Kansas (3/20/93)
- 17, John Fairchild vs UCLA (3/12/65)
- 17, Alan Taylor vs San Francisco (3/10/79)
- 17, Michael Smith vs NC Charlotte (3/17/88)
- 16, Doug Howard vs NMSU (3/8/69)
- 16, Danny Ainge vs Princeton (3/12/81)
- 16, Kenneth Roberts vs Tulane (3/16/95)

THREE-POINT FIELD GOALS

- 6, Nick Sanderson vs Kansas (3/20/93)
- 5, Nick Sanderson vs LSU (3/19/92)
- 4, Michael Smith vs Louisville (3/19/88)
- 4, Luiz Lemes vs Syracuse (3/18/04)
- 3, Robbie Reid vs Tulane (3/16/95)
- 3, Trent Whiting vs Cincinnati (3/15/01)
- 3, Mike Hall vs Syracuse (3/18/04)
- 3, Mark Bigelow vs Syracuse (3/18/04)
- 2, Nathan Call vs NC Charlotte (3/17/88)

- 2, Andy Toolson vs Clemson (3/15/90)
- 2, Kevin Santiago vs Clemson (3/15/90)
- 2, Nick Sanderson vs SMU (3/18/93)

THREE-POINT FIELD GOALS ATTEMPTED

- 15, Nick Sanderson vs Kansas (3/20/93)
- 13, Nick Sanderson vs Louisiana State (3/19/92)
- 10, Mark Bigelow vs Syracuse (3/18/04)
- 9, Michael Smith vs Louisville (3/19/88)
- 8, Trent Whiting vs Cincinnati (3/15/01)
- 7, Mark Bigelow vs UConn (3/20/03)
- 7, Luiz Lemes vs Syracuse (3/18/04)
- 6, Andy Toolson vs Clemson (3/15/90)
- 6, Robbie Reid vs Tulane (3/16/95)
- 4, Mark Heslop vs Arizona (3/16/91)
- 4, Kevin Woodberry vs UConn (3/20/03)

FREE THROWS

- 13, Bernie Fryer vs Utah State (3/13/71)
- 9, Kresimir Cosic vs Long Beach (3/11/72)
- 9, Danny Ainge vs UCLA (3/14/81)
- 9, Jim Usevitch vs Louisville (3/19/88)
- 8, John Fairchild vs OCU (3/13/65)
- 8, Marty Haws vs NC Charlotte (3/17/88)
- 8, Mekeli Wesley vs Cincinnati (3/15/01)
- 7, John Fairchild vs UCLA (3/12/65)
- 7, Fred Roberts vs Princeton (3/12/81)
- 7, Danny Ainge vs Princeton (3/12/81)
- 7, Gary Trost vs SMU (3/18/93)

FREE THROWS ATTEMPTED

- 15, Bernie Fryer vs Utah State (3/13/71)
- 12, John Fairchild vs OCU (3/13/65)
- 10, Fred Roberts vs Princeton (3/12/81)
- 10, Danny Ainge vs UCLA (3/14/81)
- 10, Jim Usevitch vs Louisville (3/19/88)
- 10, Gary Trost vs SMU (3/18/93)
- 9, Kresimir Cosic vs Long Beach (3/11/72)
- 9, Marty Haws vs NC Charlotte (3/17/88)
- 9, Mekeli Wesley vs Cincinnati (3/15/01)
- 8, John Fairchild vs UCLA (3/12/65)

REBOUNDS

- 23, Kresimir Cosic vs UCLA (3/18/71)
- 21, John Fairchild vs OCU (3/13/65)
- 15, Michael Smith vs New Orleans (3/12/87)
- 13, John Fairchild vs UCLA (3/12/65)
- 13, Paul Ruffner vs NMSU (3/8/69)
- 13, Kresimir Cosic vs Pacific (3/20/71)
- 13, Kresimir Cosic vs Long Beach (3/11/72)
- 13, Brian Ambrozich vs Long Beach (3/11/72)
- 13, Steve Trumbo vs UCLA (3/14/81)
- 13, Michael Smith vs NC Charlotte (3/17/88)
- 12, Steve Kramer vs Temple (3/14/66)
- 12, Rafael Araujo vs Syracuse (3/18/04)
- 11, Kresimir Cosic vs Utah State (3/13/71)
- 11, Michael Smith vs Louisville (3/19/88)
- 11, Gary Trost vs Virginia (3/14/91)
- 11, Gary Trost vs Virginia (3/16/91)
- 10, Steve Trumbo vs Washington (3/10/82)
- 10, Greg Kite vs Washington (3/10/82)

- 10, Jared Miller vs SMU (3/18/93)
- 10, Jared Miller vs Kansas (3/20/93)

ASSISTS

- 9, Luiz Lemes vs Syracuse (3/18/04)
- 8, Randy Reid vs SMU (3/18/93)
- 8, Gary Trost vs Kansas (3/20/93)
- 7, Steve Craig vs UCLA (3/14/81)
- 7, Nathan Call vs Arizona (3/16/91)
- 7, Nathan Call vs Louisiana State (3/19/92)
- 6, Bernie Fryer vs UCLA (3/18/71)
- 6, Steve Kelly vs Pacific (3/20/71)
- 6, Brian Taylor vs NC Charlotte (3/17/88)
- 6, Robbie Reid vs Tulane (3/16/95)

BLOCKED SHOTS

- 10, Shawn Bradley vs Virginia (3/14/91)
- 4, Greg Kite vs UCLA (3/14/81)
- 2, Jeff Chatman vs Louisville (3/19/88)
- 2, Kenneth Roberts vs Arizona (3/16/91)
- 2, Steve Schreiner vs Arizona (3/16/91)
- 2, Shawn Bradley vs Arizona (3/16/91)
- 2, Jared Miller vs Arizona (3/16/91)
- 2, Travis Hansen vs UConn (3/20/03)

STEALS

- 5, Robbie Reid vs Tulane (3/16/95)
- 4, Nathan Call vs Louisiana State (3/19/92)
- 3, Alan Taylor vs San Francisco (3/10/79)
- 3, Danny Ainge vs UCLA (3/14/81)
- 3, Danny Ainge vs Notre Dame (3/19/81)
- 3, Andy Toolson vs Clemson (3/15/90)
- 3, Travis Hansen vs UConn (3/20/03)

MINUTES

- 42, Michael Smith vs NC Charlotte (3/17/88)-OT
- 40, Fred Roberts vs Princeton (3/12/81)
- 40, Danny Ainge vs Princeton (3/12/81)
- 40, Steve Trumbo vs Notre Dame (3/19/81)
- 40, Danny Ainge vs Notre Dame (3/19/81)
- 40, Andy Toolson vs Clemson (3/15/90)
- 40, Gary Trost vs SMU (3/18/93)
- 40, Luiz Lemes vs Syracuse (3/18/04)
- 39, Danny Ainge vs UCLA (3/14/81)

CAREER NCAA POINTS

- Danny Ainge – 107
- Kresimir Cosic – 89
- Michael Smith - 80
- Bernie Fryer - 75
- Fred Roberts – 75
- Devin Durrant - 67
- Jim Usevitch - 63
- Jeff Chatman - 61
- Steve Kelly – 58
- Russell Larson – 57
- Nick Sanderson - 52
- Gary Trost - 46
- Alan Taylor – 43
- Nate Call - 40
- Mark Bigelow - 39

2004 NCAA TOURNAMENT: MIKE HALL, LUIZ LEMES, MARK BIGELOW, RAFAEL ARAUJO





NIT INDIVIDUAL GAME HIGHS

POINTS

- 27, Dick Nemelka vs Temple (3/14/66)
- 23, Travis Hansen vs UC Irvine (3/14/02)
- 22, Fred Roberts vs Washington (3/10/82)
- 22, Russell Larson vs ASU (3/17/94)
- 21, Gary Hill vs NYU (3/19/66)
- 21, Craig Raymond vs NYU (3/19/66)
- 20, Tom Gneiting vs SMU (3/13/86)
- 20, Jeff Chatman vs Calif. Irvine (3/18/86)
- 19, Terrell Lyday vs Southern Illinois (3/20/00)
- 19, Tom Gneiting vs Calif. Irvine (3/18/86)
- 18, Trent Plaisted at Houston (3/15/06)
- 17, Richie Webb vs Ohio State (3/21/86)
- 17, Travis Hansen at Memphis (3/20/02)
- 17, Mark Bigelow at Memphis (3/20/02)

FIELD GOALS

- 10, Dick Nemelka vs Temple (3/14/66)
- 10, Craig Raymond vs NYU (3/19/66)
- 9, Jeff Chatman vs Calif. Irvine (3/18/86)
- 9, Russell Larson vs ASU (3/17/94)
- 8, Travis Hansen vs UC Irvine (3/14/02)
- 8, Terrell Lyday vs Southern Illinois (3/20/00)
- 7, Travis Hansen at Memphis (3/20/02)
- 7, Richie Webb vs SMU (3/13/86)
- 7, Jeff Chatman vs Ohio State (3/21/86)
- 7, Richie Webb vs Ohio State (3/21/86)
- 6, Steve Trumbo vs Washington (3/10/82)
- 6, Scott Sinek vs Washington (3/10/82)
- 6, Russell Larson vs Fresno State (3/22/94)
- 6, Mekeli Wesley vs Bowling Green (3/15/00)
- 6, Eric Nielsen vs Bowling Green (3/15/00)
- 6, Trent Plaisted at Houston (3/15/06)

FIELD GOALS ATTEMPTED

- 20, Steve Kramer vs NYU (3/19/66)
- 19, Terrell Lyday vs Southern Illinois (3/20/00)
- 18, Dick Nemelka vs Temple (3/14/66)
- 18, Jeff Congdon vs Temple (3/14/66)
- 18, Jeff Chatman vs Calif. Irvine (3/18/86)
- 18, Jeff Chatman vs Ohio State (3/21/86)
- 16, Travis Hansen vs Memphis (3/20/02)
- 14, Terrell Lyday vs Notre Dame (3/22/00)
- 13, Travis Hansen vs UC Irvine (3/14/02)
- 12, Bob Capener vs SMU (3/13/86)
- 12, Tom Gneiting vs SMU (3/13/86)

THREE-POINT FIELD GOALS

- 5, Terrell Lyday vs Bowling Green (3/15/00)
- 4, Daniel Bobik at Memphis (3/20/02)
- 3, Mark Bigelow vs UC Irvine (3/14/02)
- 3, Mark Bigelow at Memphis (3/20/02)
- 3, Robbie Reid vs ASU (3/17/94)
- 3, Michael Vranes vs Southern Illinois (3/20/00)
- 2, Robbie Reid vs Fresno State (3/22/94)
- 2, Randy Reid vs Fresno State (3/22/94)
- 2, Mekeli Wesley vs Notre Dame (3/22/00)
- 2, Michael Vranes vs Notre Dame (3/22/00)
- 2, Terrell Lyday vs Notre Dame (3/22/00)
- 2, John Allen vs Notre Dame (3/22/00)
- 2, Brock Reichner at Houston (3/15/06)

THREE-POINT FIELD GOALS ATTEMPTED

- 11, Terrell Lyday vs Notre Dame (3/22/00)
- 7, Robbie Reid vs ASU (3/17/94)
- 6, Robbie Reid vs Fresno State (3/22/94)

- 6, Terrell Lyday vs Bowling Green (3/15/00)
- 6, Terrell Lyday vs Southern Illinois (3/20/00)
- 6, Mark Bigelow vs UC Irvine (3/14/02)

FREE THROWS

- 12, Fred Roberts vs Washington (3/10/82)
- 8, Steve Kramer vs Temple (3/14/66)
- 8, Tom Gneiting vs SMU (3/13/86)
- 7, Richie Webb vs Calif. Irvine (3/18/86)
- 7, Bob Capener vs Ohio State (3/21/86)
- 6, Kenneth Roberts vs ASU (3/17/94)
- 6, Travis Hansen vs UC Irvine (3/14/02)
- 6, Trent Plaisted at Houston (3/15/06)

FREE THROWS ATTEMPTED

- 12, Fred Roberts vs Washington (3/10/82)
- 11, Dick Nemelka vs Temple (3/14/66)
- 10, Jeff Chatman vs SMU (3/13/86)
- 10, Tom Gneiting vs SMU (3/13/86)
- 10, Trent Plaisted at Houston (3/15/06)
- 8, Richie Webb vs Calif. Irvine (3/18/86)
- 8, Bob Capener vs Calif. Irvine (3/18/86)
- 8, Bob Capener vs Ohio State (3/21/86)
- 8, Kenneth Roberts vs ASU (3/17/94)
- 7, Travis Hansen vs UC Irvine (3/14/02)
- 7, Craig Raymond vs NYU (3/19/66)
- 6, Randy Reid vs Fresno State (3/22/94)
- 6, Mark Bigelow vs UC Irvine (3/14/02)

REBOUNDS

- 18, Craig Raymond vs NYU (3/19/66)
- 13, Tom Gneiting vs Calif. Irvine (3/18/86)
- 13, Trent Plaisted at Houston (3/15/06)
- 12, Tom Gneiting vs SMU (3/13/86)
- 11, Tom Gneiting vs Ohio State (3/21/86)
- 9, Russell Larson vs ASU (3/17/94)
- 9, Robbie Reid vs Fresno State (3/22/94)
- 9, Mekeli Wesley vs Southern Illinois (3/20/00)
- 7, Mekeli Wesley vs Bowling Green (3/15/00)
- 7, David Nielsen vs Bowling Green (3/15/00)

ASSISTS

- 12, Matt Montague vs UC Irvine (3/14/02)
- 10, Matt Montague vs Southern Illinois (3/20/00)
- 8, Richie Webb vs Calif. Irvine (3/18/86)
- 8, Bob Capener vs Calif. Irvine (3/18/86)
- 8, Matt Montague vs Notre Dame (3/22/00)
- 6, Bob Capener vs SMU (3/13/86)
- 6, Robbie Reid vs Fresno State (3/22/94)
- 6, Nathan Cooper vs Bowling Green (3/15/00)
- 5, Steve Kramer vs Temple (3/14/66)
- 5, Gary Hill vs Temple (3/14/66)
- 5, Gary Hill vs NYU (3/19/66)
- 5, Matt Montague at Memphis (3/20/02)
- 5, Travis Hansen at Memphis (3/20/02)
- 5, Rashaun Broadus at Houston (3/15/06)
- 5, Lee Cummard at Houston (3/15/06)

BLOCKED SHOTS

- 4, Greg Kite vs Washington (3/10/82)
- 4, Trent Plaisted at Houston (3/15/06)
- 3, Kenneth Roberts vs ASU (3/17/94)
- 2, Alan Pollard vs SMU (3/13/86)
- 2, Jeff Chatman vs Ohio State (3/21/86)

STEALS

- 5, Richie Webb vs SMU (3/13/86)
- 4, Mark Bigelow at Memphis (3/20/02)


- 3, Travis Hansen vs UC Irvine (3/14/02)
- 3, Alan Pollard vs Calif. Irvine (3/18/86)
- 3, David Nielsen vs Bowling Green (3/15/00)
- 3, Michael Vranes vs Southern Illinois (3/20/00)

MINUTES

- 40, Steve Trumbo vs Washington (3/10/82)
- 40, Richie Webb vs SMU (3/13/86)
- 40, Tom Gneiting vs SMU (3/13/86)
- 39, Robbie Reid vs Fresno State (3/22/94)
- 38, Tom Gneiting vs Ohio State (3/21/86)
- 38, Richie Webb vs Ohio State (3/21/86)
- 38, Robbie Reid vs ASU (3/17/94)
- 38, Terrell Lyday vs Notre Dame (3/22/00)
- 37, Bob Capener vs Calif. Irvine (3/18/86)
- 36, Trent Plaisted at Houston (3/15/06)
- 34, Michael Vranes vs Bowling Green (3/15/00)
- 34, David Nielsen vs Bowling Green (3/15/00)
- 34, Matt Montague vs UC Irvine (3/14/02)

CAREER NIT POINTS (1966-2002)

Steve Kramer	61
Dick Nemelka	57
Richie Webb	52
Tom Gneiting	48
Jeff Chatman	45
Terrell Lyday	42
Jeff Congdon	42
Travis Hansen	40
Mekeli Wesley	39
Bob Capener	38
Michael Vranes	37
Eric Nielsen	37
Craig Raymond	36
Russell Larson	35
Mark Bigelow	32



**MICHAEL VRANES
NIT 2000**



BYU IN THE NCAA RECORD BOOK

NCAA INDIVIDUAL RECORDS

PLACE	CATEGORY	STAT	PLAYER
T-1st	Blocked Shots/single game:	14	Shawn Bradley, vs. E. Kentucky 12/07/90
1st	Blocks by freshman/season	177	Shawn Bradley, 1991
2nd	Blocks Avg. by freshman/season	5.21	Shawn Bradley, 1991
5th	Blocked Shots/season	177	Shawn Bradley, 1991
11th	Blocked shots Avg./season	5.21	Shawn Bradley, 1991
T-21st	Free Throw Percentage/career	87.8	Michael Smith

NCAA TEAM RECORDS

PLACE	CATEGORY	STAT	SEASON/OPPONENT
2nd	Free-throw percentage/season	81.5	1989
9th	Blocked Shots/season	246	1991
T-11th	Blocked Shots/game	17	vs. E. Kentucky, 12/07/90
18th	Blocked Shots/game avg.	7.24	1991
T-20th	Free-throw percentage/game	93.8	vs. Weber State, 12/28/00
22nd	All-Time Victories	1501	
39th	All-Time Winning Percentage	.608	

NCAA ANNUAL CHAMPIONS

Team Free Throw Percentage	81.5	1989
	77.3	1995
	78.0	2001
Individual Blocked Shot Average	5.21	Shawn Bradley, 1991
Individual Free-Throw Percentage	92.5	Michael Smith, 1989

SCORING LEADERS

There have been 397 players in the history of the NCAA to score at least 2,000 points in their career. Three BYU players – Danny Ainge, Michael Smith and Devin Durrant – have accomplished the feat. Ainge scored 2,467, Smith 2,319 and Durrant 2,285 for the Cougars.

NATION'S LONGEST RIVALRIES/CONSECUTIVE YEARS

105	Columbia vs. Yale	1902-2006
105	Princeton vs. Yale	1902-2006
104	Pennsylvania vs. Princeton	1903-2006
103	Columbia vs. Pennsylvania	1904-2006
103	Cornell vs. Pennsylvania	1904-2006
102	Maine vs. New Hampshire	1905-2006
101	Idaho vs. Washington St.	1906-2006
100	Kansas vs. Kansas St.	1907-2006
100	Kansas vs. Missouri	1907-2006
99	Kansas St. vs. Nebraska	1908-2006
98	BYU vs. Utah	1909-2006

MOST GAMES PLAYED (RIVALRY)

10th	BYU vs. Utah	242 games
------	--------------	-----------



AT 242 GAMES IN 98 CONSECUTIVE SEASONS, THE BYU VS. UTAH RIVALRY IS THE NATION'S 10TH LONGEST RIVALRY

YEARS RANKED/HIGHEST RANKING

A.P. POLL


YEAR	RANK
1950-51	11
1953-54	19
1955-56	5
1964-65	9
1965-66	6
1966-67	7
1970-71	20
1971-72	6
1972-73	12
1979-80	12
1980-81	15
1981-82	15
1987-88	4
1992-93	21

FINAL REGULAR-SEASON RANKINGS

1951	11th (AP)	10th (UPI)
1953	19th (AP)	
1957	14th (UPI)	
1965	9th (AP)	6th (UPI)
1966	19th (AP)	
1971	20th (AP)	11th (UPI)
1972	9th (AP)	9th (UPI)
1980	12th(AP)	12th (UPI)
1981	16th (AP)	17th (UPI)
1988	19th (AP)	17th (UPI)



05-06 SEASON REVIEW





2005-2006 IN REVIEW

COUGARS COMPLETE STRONG SEASON UNDER FIRST-YEAR COACH DAVE ROSE

Picked to finish last in the Mountain West Conference coming off a 9-21 season, BYU proved to be anything but the league's doormat in 2005-06 under the direction of first-year head coach Dave Rose.

The Cougars entered the final week of the regular season still in contention for the conference championship, ultimately finishing in a second-place tie with Air Force at 12-4, one game behind league-champion San Diego State. BYU posted a 20-9 record overall to earn a berth in the new NCAA-owned National Invitation Tournament as one of three MWC teams to qualify for postseason play.

"I really appreciate the effort these players gave this season," Rose said. "They played extremely hard. The will to win became the strength of this whole group."

After winning their final six league games and 10 of their last 11, including four of five on the road, the Cougars became an active part of the national discussion for at-large consideration into the NCAA Tournament. When all was said and done, BYU was the second-most improved program in the nation behind South Alabama, improving by 11.5 games overall and increasing the team's winning percentage from .300 in 2004-05 to .690 in 2005-06. It was also the largest improvement ever under a first-year BYU coach, as Rose's 11.5-game improvement passed Roger Reid's 6.5-game jump in 1989-90, and his 11 additional victories topped the eight extra wins achieved by Rose's predecessor Steve Cleveland in his first season in 1997-98.

After helping BYU become one of the nation's most improved teams, Cougar freshman Trent Plaisted was named a Freshman All-American while Rose received honorable mention for National Coach of the Year honors from Scout.com. Rose was selected the MWC Coach of the Year and the U.S. Basketball Writers Association

District VIII Coach of the Year, becoming the first BYU coach to be named District Coach of the Year since Roger Reid earned the same honor in 1992.

Plaisted was named to the Scout.com Freshman All-America Second Team after leading BYU in scoring and rebounding in 2005-06. He averaged 13.6 points and 6.9 rebounds per game over the season while being selected national freshman of the week three times. An All-MWC Second Team pick, Plaisted was also named the MWC Freshman of the Year and was one of only three freshmen in the nation to receive USBWA All-District recognition, being named to the District VIII Team.

During MWC action, Plaisted set the conference's freshman scoring record by a center, breaking the mark of former Utah center Andrew Bogut, who became the 2005 National Player of the Year as a sophomore. Plaisted had the top rebounding game ever by a BYU freshman and also set the MWC freshman record for rebounds in a league game when he grabbed 18 boards at TCU. Plaisted led BYU with six double-double outings while recording a team-leading 25 double-figure scoring games during the season.



2005-06 GAME RESULTS

DATE	OPPONENT	SCORE	ATTEND
11/18/05	Loyola Marymount	L 71-83	9826
11/22/05	at Washington State	W 76-68	3138
11/26/05	Southern Utah	W 86-61	8926
11/30/05	vs Lamar (@ Delta Center)	W 97-74	8383
12/03/05	at USC	L 68-74	2007
12/07/05	Boise State	W 80-77	8347
12/10/05	Northern Kentucky	W 65-46	7205
12/17/05	Weber State	W 80-54	8524
12/22/05	at Utah State	L 80-91	9251
12/27/05	Eastern Washington	W 97-66	9870
12/30/05	Tulsa	W 68-49	9522
01/05/06	at Air Force	L 59-75	3626
01/07/06	Utah	W 72-60	13142
01/11/06	at UNLV	L 72-82	9130
01/18/06	Wyoming	W 80-67	9979
01/21/06	at San Diego State	L 61-88	11287
01/25/06	TCU	(OT) W 89-80	9106
01/28/06	at Colorado State	W 86-84	4043
02/01/06	at New Mexico	W 77-71	13444
02/04/06	Air Force	W 65-59	16541
02/08/06	at Utah	L 60-79	12213
02/11/06	UNLV	W 75-72	11466
02/18/06	at Wyoming	W 74-68	7237
02/22/06	San Diego State	W 100-90	11316
02/25/06	at TCU	W 81-72	5646
03/01/06	Colorado State	W 77-69	11535
03/04/06	New Mexico	W 76-68	20732
03/09/06	vs Utah (MWC Tourney)	L 70-74	8432
03/15/06	at Houston (NIT)	L 67-77	5087

RECORD	OVERALL	HOME	AWAY	NEUTRAL
ALL GAMES	20-9	14-1	5-7	1-1
CONFERENCE	12-4	8-0	4-4	0-0
NONCONFERENCE	8-5	6-1	1-3	1-1

efficient point producer, ranking second on the team in accuracy from the floor (.523) and from the free-throw line (.777).

Transfer point guard Rashaun Broadus started 26 games in his junior campaign and received All-MWC honorable mention. He ranked second among MWC players in assist-to-turnover ratio (1.39) and fourth in assists (3.7) while scoring 9.0 points per game, including a season-high 21 points at Utah State. Last year's starter at the point, junior Austin Ainge, was often a difference-maker off the bench, igniting BYU runs with his aggressive transition passing in Rose's up-tempo, attacking offense. Ainge, who served as co-captain along with Reichner, dished out 2.6 assists per game to rank 11th among MWC players and had his biggest scoring night of the year in BYU's win over MWC-champion San Diego State, hitting all six shots, including a 4-for-4 performance from behind the three-point arc, to total a season-high 16 points.

averaging 7.0 points and 3.7 rebounds. With his length and timing, he also led BYU with 29 blocked shots.

Guard Mike Rose and center Derek Dawes saw more limited action as juniors compared to their sophomore seasons but still played roles in BYU's success. Rose appeared in 22 games and made 18 treys, scoring 3.1 points in nine minutes of action, while Dawes played in 19 contests, missing four games due to injury, averaging 3.2 points and 1.6 rebounds in 8.7 minutes. Rose scored a season-high 12 points on two occasions while Dawes recorded season highs of 10 points and seven rebounds. Redshirt freshman forward Jermaine Odjegba made five appearances after returning from a two-year LDS Church mission, and redshirt freshman center David Burgess played in three games prior to transferring to Gonzaga at the semester break.

Typified by former starters like Ainge and Balderson accepting and excelling in roles off the bench, BYU had exceptional team chemistry and boasted a balanced attack that featured 11 players who achieved a double-



TRENT PLAISTED

Overall in 2005-06, nine players received starting assignments while Rose used eight starting lineups. Five of BYU's top seven scorers and rebounders were first-year players and a walk-on. That walk-on, lone senior Brock Reichner, was voted a team captain to begin the year and proved to be a consistent leader on the court all season while earning All-MWC honorable mention. The 6-foot-4 guard started every game but the first and the last (the latter being because of illness) and was the team's second-leading scorer at 10.4 points per game. He tied for the top three-point percentage among MWC players (minimum of 1.8 treys made per game), shooting 48.2 percent behind the arc while making a BYU-best 53 triples on the season.

Joining Plaisted as an All-MWC performer, third-team selection Keena Young was second to the 6-foot-11 Plaisted on the glass with 5.8 rebounds per game. Despite his somewhat undersized 6-foot-6 frame, Young provided a tough presence and consistent scoring threat in the post for Coach Rose, averaging 10.3 points as the team's third-leading scorer, including a 14.5 average over the final seven games. The junior forward was an

Another key for BYU was junior Jimmy Balderson. After leading the Canadian National Development Team in scoring at the World University Games during the summer, the 6-foot-6 wing provided important production for BYU off the bench after starting the first nine games of the year. He reached double-digit points on 17 occasions, including 11 of the last 13 games, and topped 20 points three times while averaging 10.2 points on the year.

Other solid contributors for the Cougars included true freshmen Lee Cummard and Jackson Emery and junior transfer Fernando Malaman. The 6-foot-6 Cummard started 14 games on the wing and shot 45.5 percent from the floor, averaging 4.9 points and 2.3 rebounds, while the 6-foot-3 Emery averaged 2.8 points and was a top defender on the perimeter, earning starts in the last six games of the season. The 6-foot-9 Malaman was a factor in the post, starting 15 games and shooting a team-leading .525 from the floor, including the team's second-best accuracy on threes (.429, 18-for-42), while

figures scoring game and five who averaged between nine and 14 points on the year. During the season, Plaisted, Broadus and Balderson received MWC



2005-06 TEAM STATISTICS—ALL GAMES

TEAM STATISTICS	BYU	OPP
SCORING	2209	2078
Points per game	76.2	71.7
Scoring margin	+4.5	--
FIELD GOALS-ATT	782-1692	729-1612
Field goal pct	.462	.452
3 POINT FG-ATT	202-521	176-492
3-point FG pct	.388	.358
3-pt FG made per game	7.0	6.1
FREE THROWS-ATT	443-620	444-644
Free throw pct	.715	.689
REBOUNDS	1024	974
Rebounds per game	35.3	33.6
Rebounding margin	+1.7	--
ASSISTS	462	436
Assists per game	15.9	15.0
TURNOVERS	425	447
Turnovers per game	14.7	15.4
Turnover margin	+0.8	--
Assist/turnover ratio	1.1	1.0
STEALS	197	211
Steals per game	6.8	7.3
BLOCKS	108	93
Blocks per game	3.7	3.2
WINNING STREAK	0	--
Home win streak	14	--
ATTENDANCE	166037	102924
Home games-Avg/Game	15-11069	12-7176
Neutral site-Avg/Game	-	2-8408

SCORE BY PERIODS:	1st	2nd	OT	Total
BYU Cougars	994	1198	17	2209
Opponents	1011	1059	8	2078

Player of the Week honors for their outstanding play.

BYU became known for its fight-to-the-end moxie as the Cougars were strong in the clutch, going 11-2 in games decided by nine points or less. Perhaps the moment, or more literally the minute, that gave the Cougars such an inspired outlook on closing out games was their dramatic come-from-behind triumph over TCU in Provo, where BYU scored 11 points in the final 53 seconds to force overtime before going on to victory.

"The TCU win was probably when we broke through to a higher level of confidence," Rose said. "It was different after that."

That TCU win was followed by back-to-back road successes at Colorado State and New Mexico, where BYU ended the Lobos' 21-game home victory streak, which ranked fourth nationally. BYU has ended each of New Mexico's three longest home winning streaks. With a lone loss at Utah, BYU won 10 of its final 11 league games despite nine of the 10 victories being decided by a single-digit margin. In the process, the Cougars avenged their three prior league losses with wins over Air Force, UNLV and MWC-champion San Diego State to

earn victories over every MWC team during the season.


In BYU's win over San Diego State, the Cougars shot a season-best 75.9 percent from the field in the second half to tally 100 points against a league opponent for the first time since 1994. In the fast-paced 100-90 triumph, six Cougars scored in double figures -- led by Young with a career-high 20 points -- to keep BYU within striking distance for the league title. BYU did not lose consecutive games all year until dropping its final two contests, being upset as the No. 3 seed at the MWC Tournament in Denver by Utah, 74-70, and then falling on the road as a No. 6 seed at Coach Rose's alma mater, No. 3-seeded Houston, 77-67, in the first round of the NIT.

Fun to watch, the Cougars led the MWC in scoring and assists and outpaced their opponents on the season in points in the paint, second-chance points, points off of turnovers and fastbreak points. Despite the preseason predictions of a second-consecutive last-place finish, BYU gradually earned the respect of its fans with its consistently entertaining and highly successful style of play, ending the season ranked second among MWC schools in attendance at 11,069. In BYU's final home game, a season-high 20,732 Cougar faithful

BYU IN THE MWC AND NCAA STATISTICAL RATINGS 05-06

MWC STATS	ALL	CONF	INDIVIDUAL	TOP BYU PLAYER - ALL	TOP BYU PLAYER - CONF.
Scoring Offense	1st	2nd	Scoring	Trent Plaisted - 8th	Trent Plaisted - 12th
Scoring Defense	9th	8th	Rebounding	Trent Plaisted - 5th	Trent Plaisted - 4th
Scoring Margin	3rd	4th	FG Percentage	Keena Young - 5th	Keena Young - 9th
FT Percentage	4th	3rd	Assists	Rashaun Broadus - 4th	Rashaun Broadus - 12th
FG Percentage	4th	7th	FT Percentage	Keena Young - 6th	Jimmy Balderson - 2nd
FG Percentage Defense	8th	9th	Steals	Rashaun Broadus - 12th	Rashaun Broadus - 9th
3FG Percentage	4th	4th	3-FG Percentage	Brock Reichner - NR*	Brock Reichner - 2nd
3FG Percentage Defense	7th	8th	3-FG Made/Game	Brock Reichner - 11th	Brock Reichner - T5th
Rebounding Average	4th	2nd	Blocked Shots	Fernando Malaman - 8th	Trent Plaisted - 11th
Rebounds Allowed	6th	7th	Assist/TO Ratio	Rashaun Broadus - 2nd	Brock Reichner - NR
Rebounding Margin	6th	4th	Offensive Rebounds	Trent Plaisted - 5th	Trent Plaisted - 4th
Blocked Shots	3rd	4th	Defensive Rebounds	Trent Plaisted - 7th	Trent Plaisted - T4th
Assists	1st	3rd			
Steals	7th	T6th	MWC TEAM HIGHS	BYU RANK	TOTAL
Turnover Margin	4th	5th	Assists	1st (overall)	29 vs. Eastern Wash.
Assist/Turnover Ratio	3rd	4th		T1st (conf)	24 vs. TCU
Offensive Rebounds	5th	2nd	Steals	T1st (overall)/1st (conf)	17 at Colorado St.
Defensive Rebounds	2nd	2nd	FG Made	T2nd (overall)	40 vs. Eastern Wash.
3-FG Made/Game	2nd	T2nd		1st (conf)	38 vs. SDSU
			Points	1st (conf)	100 vs. SDSU
NCAA STATS	BYU RANK	MWC PLAYER HIGHS	BYU PLAYER - RANK	TOTAL	
3FG Percentage	25th	3FG Made	Reichner - T2nd (conf)	6 at Utah	
Assists/Game	34th	Rebounds	Trent Plaisted - T2nd (conf)	18 at TCU	
Scoring Offense	36th	Assists	Broadus - 2nd (overall)	9 (twice) vs. Lamar, EWU	
Won/Lost Percentage	48th	Steals	Broadus - T2nd (conf)	5 vs. TCU	
FG Percentage	50th	*T1st but was five baskets shy of the required minimum number made			

KEENA YOUNG





gathered to cheer BYU to victory over New Mexico, see the senior sendoff for Reichner and witness the jersey retirement of the late Kresimir Cosic. The Basketball Hall of Fame member and first-ever foreign-born All-American was honored during a touching halftime ceremony that reflected on the amazing basketball career and personal achievements of the 6-foot-11 native of Zadar, Yugoslavia. Cosic's family traveled from Croatia for the event that inspired tears as thousands of BYU students donning white No. 11 Cosic-jersey t-shirts cheered and chanted the name of a man they had never seen play but had come to admire.

"It is very impressive that Kreso is not forgotten here," said Cosic's wife Ljerka, through her daughter, Ana. "Kreso never forgot Provo. He loved his Croatia and always spoke of it as the most beautiful place on Earth, but Provo forever remained his second home. Provo and BYU marked his life and career."

BYU won its final 14 home games after a season-opening loss to Loyola Marymount to build the nation's seventh-longest active homecourt victory streak. The Cougars finished 5-7 in away games and 1-1 at neutral sites. Their season-best six-game winning streak was tied for seventh nationally before being broken. BYU scored an MWC-leading 76.2 ppg and shot .462 from the field, including .388 from long range and .715 from the line. Cougar opponents averaged 71.7 points on .452 shooting, .358 from three and .689 from the line. BYU pulled down 35.3 rebounds per game to its opponents' 33.6 and dished out an MWC-best 15.9 assists compared to 14.7 turnovers per game.

With the 20-9 record, Rose became the fifth Cougar head coach to reach 20 wins in his first year at the helm, achieving BYU's 29th 20-win season. Since the formation of the MWC, BYU has had five 20-win seasons, leading all MWC schools along with Utah. In those

seven years, BYU has also had the league's top RPI three times, been second once and third on three occasions. The Cougars were third in 2005-06 (67) behind Air Force (50) and San Diego State (56).

MOST IMPROVED

With its 20-9 overall record compared to the prior year's 9-21 mark, BYU's final .390 jump in winning percentage (.690 in 2006 from .300 in 2005) was second in the country behind South Alabama as well as its overall 11.5-game improvement. BYU's +11 wins ranked third. Only 33 teams in the country finished with less than BYU's nine losses.

COUGAR CROWDS RANK NO. 2 IN MWC ATTENDANCE

An average of 11,069 fans attended the Marriott Center for each BYU home game, second only to New Mexico's 13,387 average in the Mountain West Conference. A total of 20,732 fans attended BYU's last home game during which former Cougar great Kresimir Cosic's jersey was retired. The mark is BYU's highest since March 1, 2004. The Cougars went 14-1 at home, including wins in their last 14 straight home contests, which ranks seventh in the nation. BYU celebrated its 500th game in the Marriott Center on Feb. 22 and owns a 386-116 (.769) record there.

STRONG DOWN THE STRETCH

The Cougars won six of their last eight and 10 of their last 13 games while avenging their three prior league losses with wins over MWC-champion San Diego State, Air Force and UNLV. In this stretch, BYU also won at New Mexico, snapping the Lobos' 21-game home win streak, while going 4-1 on the road. BYU achieved a six-game victory streak, which ranked tied for seventh in the nation, before its MWC Quarterfinal loss to Utah.

NEW PLAYERS MADE SOLID CONTRIBUTIONS

Five of BYU's top seven scorers and rebounders were first-year players and a walk-on. While growing into their roles, three freshmen, two transfers and one walk-on accounted for 62.2 percent of team scoring and 55.3 percent of team rebounding while playing 63.4 percent of total minutes and making 80.7 percent of starts.

BYU RECEIVES COMMENDATION FOR APR SCORE

The BYU men's basketball program received a 981 score in the last release of the Academic Progress Report. "Our men's basketball program received a commendation, finishing in the top 10 percent of the NCAA, right up there with some Ivy League-type institutions," BYU Athletics Director Tom Holmoe said. "We are very pleased with that."

2005-2006 BYU HONORS

BROCK REICHNER

All-MWC Honorable Mention
Team Captain
Most Inspirational Player (team award)
Led BYU in three-point percentage (.482)
Led BYU in three-pointers made (53)
Led BYU and was 11th in MWC in three-pointers made per game (1.8)
No. 1 all-time at BYU in career three-point percentage (.484)

AUSTIN AINGE

Team Captain

JIMMY BALDERSON

MWC Player of the Week – March 6
Academic All-MWC
Sixth Man (team award)

RASHAUN BROADUS

All-MWC Honorable Mention
MWC Co-Player of the Week – Feb. 6
Led BYU and was second in the MWC in assist/turnover ratio (1.39)
Led BYU and was fourth in the MWC in assists per game (3.7)
Led BYU and was 12th in the MWC in steals per game (1.3)
Had the MWC's second-best single-game assist total (9 – twice)

SAM BURGESS

Best Conditioned Perimeter Player (team award)

FERNANDO MALAMAN

Academic All-MWC
Led BYU in field-goal percentage (.525)
Led BYU and was eighth in the MWC in blocked shots per game (1.0)

MIKE ROSE

Academic All-MWC
Academic Excellence (team award)

KEENA YOUNG

All-MWC Third Team
Most Improved Player (team award)

JACKSON EMERY

Academic All-MWC
Competitive Spirit (team award)

JERMAINE ODJEGBA

Coaches' Award (team award)

TRENT PLAISTED

Scout.com Freshman All-America Second Team
Nivea for Men Fresh Face Player of the Week (CBS.Sportsline.com National Freshman of the Week) – Feb. 6
Diaper Dandy of the Week
(Dick Vitale National Freshman of the Week) – Feb. 6
Rivals.com National Freshman of the Week – Feb. 27
USBWA All-District VIII Team
MWC Freshman of the Year
All-MWC Second Team
MWC Player of the Week – Jan. 30
Set an MWC freshman record for single-game rebounds in league play (18 vs. TCU)
Set an MWC record for points scored by a freshman center in league play (211)
Set a BYU freshman record for single-game rebounds with the most by any Cougar player since Gary Trost in 1991 (18 vs. TCU)
Most Outstanding Player (team award)
Best Conditioned Post Player (team award)
Led BYU and was eighth in the MWC in points per game (13.6)
Led BYU and was fifth in the MWC in rebounds per game (6.9)
Led BYU and was fifth in the MWC in offensive rebounds (2.4)
Led BYU and was seventh in the MWC in defensive rebounds (4.5)

HEAD COACH DAVE ROSE

Scout.com National Coach of the Year Honorable Mention
USBWA District VIII Coach of the Year
MWC Coach of the Year
CollegeInsiders.com MWC Coach of the Year
ESPN.com MWC Coach of the Year (Pat Forde)
No. 3 first-year coach in the nation (ESPN.com's Pat Forde)

TEAM


Second-most improved team in the nation
(+11.5 overall games, +.390 winning percentage)
Seventh in the nation in active homecourt winning streak (14 games)
Led the MWC in points per game (76.2)
Led the MWC in assists per game (15.9)
MWC season high for assists in a game (29 vs. Eastern Washington)
Tied MWC season high for steals in a game (17 at Colorado State)
MWC season high for points in a game in conference play (100 vs. SDSU)



2005-06 BYU/OPPONENT GAME-BY-GAME STATS

OPPONENT	1ST	2ND	SCORE	MAR	TOTAL FG	FG PCT	3-POINTERS	3FG PCT	FREE THROWS	FT PCT	REBOUNDS	MAR	ASSIST	TO	BLOCK	STEAL	FOULS
Loyola Marymount	30/41	41/42	71-83	(12)	25-60/31-65	.417/.477	7-17/3-13	.412/.231	14-17/18-24	.824/.750	34/40	(6)	14/15	19/15	5/4	4/8	23/15
at Washington State	34/30	42/38	76-68	+8	26-47/23-42	.553/.548	9-18/7-19	.500/.368	15-23/15-21	.652/.714	22/23	(1)	14/13	14/17	0/1	10/4	20/21
Southern Utah	37/25	49/36	86-61	+25	31-53/15-49	.585/.306	11-17/9-20	.647/.450	13-22/22-31	.591/.710	36/28	+8	22/10	13/13	3/1	7/8	22/20
vs. Lamar	48/35	49/39	97-74	+23	35-62/29-71	.565/.408	7-14/4-18	.500/.222	20-22/12-18	.909/.667	38/34	+4	22/19	20/19	2/6	6/11	16/20
at USC	26/34	42/40	68-74	(6)	22-59/22-54	.373/.407	6-23/6-15	.261/.400	18-28/24-29	.643/.828	41/32	+9	12/12	17/16	3/1	6/8	26/22
Boise State	36/44	44/33	80-77	+3	29-66/31-64	.439/.484	6-19/7-17	.316/.412	16-27/8-10	.593/.800	40/40	-	18/19	13/15	7/1	4/4	15/20
Northern Kentucky	35/23	30/23	65-46	+19	27-49/17-45	.551/.378	5-15/4-19	.333/.211	6-13/8-13	.462/.615	28/30	(2)	20/11	12/19	5/1	6/6	16/18
Weber State	36/22	44/32	80-54	+26	27-61/19-66	.443/.288	6-23/2-10	.261/.200	20-28/14-20	.714/.700	46/41	+5	17/7	11/13	11/3	4/4	19/22
at Utah State	32/47	48/44	80-91	(11)	29-63/36-60	.460/.600	11-25/5-11	.440/.455	11-20/14-22	.550/.636	32/34	(2)	19/27	14/12	7/2	5/4	22/20
Eastern Washington	53/34	44/32	97-66	+31	40-62/23-62	.645/.371	8-16/3-17	.500/.176	9-13/17-24	.692/.708	38/29	+9	29/15	18/14	4/2	8/12	20/14
Tulsa	38/21	30/28	68-49	+19	25-58/13-43	.431/.302	5-18/3-14	.278/.214	13-20/20-23	.650/.870	32/36	(4)	16/8	11/23	5/1	8/4	20/19
at Air Force	23/42	36/33	59-75	(16)	24-59/24-46	.407/.522	5-17/11-25	.294/.440	6-11/16-22	.545/.727	37/27	+10	14/17	14/11	4/4	3/8	20/15
Utah	34/30	38/30	72-60	+12	27-60/22-54	.450/.407	5-16/8-16	.313/.500	13-15/8-14	.867/.571	35/34	+1	14/17	7/13	3/3	7/1	15/17
at UNLV	30/37	42/45	72-82	(10)	23-54/29-59	.426/.492	8-21/4-15	.381/.267	18-23/20-25	.783/.800	34/34	-	11/21	18/12	0/0	3/9	20/20
Wyoming	36/38	44/29	80-67	+13	26-62/22-58	.419/.379	3-15/4-17	.200/.235	25-29/19-29	.862/.655	43/38	+5	14/10	12/16	5/11	7/3	22/24
at San Diego State	24/42	37/46	61-88	(27)	22-59/31-60	.373/.517	5-17/7-20	.294/.350	12-15/19-24	.800/.792	36/34	+2	9/15	19/8	1/2	2/13	21/14
TCU	29/41	43/31	89-80	+9	27-68/26-61	.397/.426	11-30/8-18	.367/.444	24-28/20-29	.857/.690	45/36	+9	24/18	20/22	3/1	11/12	25/26
at Colorado State	43/41	43/43	86-84	+2	29-57/28-48	.509/.583	8-14/6-13	.571/.462	20-28/22-31	.714/.710	24/34	(10)	21/21	17/24	4/8	17/11	25/24
at New Mexico	37/42	40/29	77-71	+6	28-57/26-49	.491/.531	10-22/7-16	.455/.438	11-12/12-21	.917/.571	29/29	-	18/18	7/11	2/3	3/5	18/17
Air Force	29/29	36/30	65-59	+6	23-53/20-50	.434/.400	6-18/9-28	.333/.321	13-18/10-16	.722/.625	36/35	+1	12/12	11/12	4/1	4/7	16/19
at Utah	24/39	36/40	60-79	(19)	18-60/25-48	.300/.521	7-22/8-16	.318/.500	17-22/21-28	.773/.750	34/37	(3)	9/15	14/13	3/2	9/4	23/22
UNLV	40/34	35/38	75-72	+3	28-59/26-55	.475/.473	7-17/8-18	.412/.444	12-18/12-15	.667/.800	35/31	+4	16/15	13/13	1/5	9/5	17/17
at Wyoming	43/35	31/33	74-68	+6	27-67/26-55	.403/.473	6-13/2-14	.462/.143	14-20/14-26	.700/.538	45/34	+11	6/13	15/15	2/13	6/6	24/19
San Diego State	41/38	59/52	100-90	+10	38-64/32-72	.594/.444	8-16/6-21	.500/.286	16-24/20-26	.667/.769	37/40	(3)	22/12	16/15	5/1	5/9	19/19
at TCU	32/28	49/44	81-72	+9	25-54/27-55	.463/.491	6-15/8-16	.400/.500	25-40/10-21	.625/.476	38/33	+5	15/18	16/20	4/2	10/5	21/30
Colorado State	37/34	40/35	77-69	+8	25-58/27-56	.431/.482	11-19/5-10	.579/.500	16-21/10-13	.762/.769	33/33	-	16/16	16/21	2/5	10/10	18/15
New Mexico	33/34	43/34	76-68	+8	25-54/26-51	.463/.510	5-13/11-21	.385/.524	21-25/5-12	.840/.417	35/26	+9	10/15	11/14	2/2	8/7	15/22
vs. Utah	28/35	42/39	70-74	(4)	25-50/24-54	.500/.444	4-12/5-10	.333/.500	16-22/21-29	.727/.724	21/37	(16)	13/11	12/15	4/2	10/5	26/20
at Houston	26/36	41/41	67-77	(10)	26-57/29-60	.456/.483	6-19/6-25	.316/.240	9-16/13-28	.563/.464	40/35	+5	15/16	25/16	7/5	5/18	18/18

*NOTE: Game totals are displayed in the format BYU/OPPONENT for each category






2005-06 INDIVIDUAL GAME-BY-GAME (POINTS-REBOUNDS-ASSISTS)

OPPONENT	DATE	SCORE	W/L	01	02	03	04	11	13	15	23	30
				BROADUS	ROSE	YOUNG	EMERY	REICHNER	AINGE	MALAMAN	BALDERSON	CUMMARD
Loyola Marymount	11/18/05	71-83	L	9-1-3	12-2-0	0-3-1	0-0-0	0-0-1	4-3-3	6-4-4	18-7-2	3-0-0
at Washington State	11/22/05	76-68	W	6-2-5	0-1-0	8-4-0	3-0-0	18-1-0	2-1-5	14-5-1	12-4-1	3-1-1
Southern Utah	11/26/05	86-61	W	11-3-3	5-2-2	4-5-0	10-0-0	11-4-1	6-4-8	9-4-0	3-2-3	9-4-2
vs Lamar	11/30/05	97-74	W	7-4-9	3-2-0	10-8-3	2-1-0	7-1-3	8-3-2	4-1-0	21-2-1	9-3-3
at USC	12/03/05	68-74	L	3-8-5	3-0-0	3-6-1	9-1-0	2-1-1	0-0-2	7-4-0	13-6-1	5-2-1
Boise State	12/07/05	80-77	W	11-7-6	3-0-0	4-1-1	0-0-0	12-4-5	0-1-0	17-5-1	10-3-4	0-0-1
Northern Kentucky	12/10/05	65-46	W	7-4-3	0-0-2	12-6-0	8-6-5	4-1-5	3-0-4	7-4-1	2-1-0	4-0-0
Weber State	12/17/05	80-54	W	6-2-3	8-1-1	12-4-2	2-4-1	13-0-1	2-4-4	5-6-0	3-5-2	9-3-2
at Utah State	12/22/05	80-91	L	21-1-8	0-0-0	6-9-0	8-1-0	26-1-2	2-0-7	4-4-1	0-1-0	8-7-1
Eastern Washington	12/27/05	97-66	W	7-3-9	12-1-3	15-8-0	2-3-2	12-2-6	1-2-4	14-5-2	11-5-1	8-1-1
Tulsa	12/30/05	68-49	W	2-4-2	3-1-1	5-6-0	0-0-0	7-3-5	5-1-1	10-3-2	7-2-2	5-6-2
at Air Force	01/05/06	59-75	L	2-4-4	6-0-1	16-11-1	4-4-2	13-3-0	6-0-2	4-4-2	0-1-0	3-3-1
Utah	01/07/06	72-60	W	17-6-3	8-0-2	6-4-1	0-0-0	5-4-3	0-0-1	8-1-0	5-2-0	6-3-2
at UNLV	01/11/06	72-82	L	9-1-1	3-1-1	4-3-2	2-1-1	10-4-1	6-3-2	13-7-1	6-0-0	9-2-2
Wyoming	01/18/06	80-67	W	DNP	0-1-0	16-6-1	0-1-1	10-3-3	12-3-2	8-8-0	4-5-3	13-2-4
at San Diego State	01/21/06	61-88	L	2-2-0	3-0-0	16-9-0	3-1-0	11-6-2	4-1-1	2-1-1	4-4-2	4-4-0
TCU	01/25/06	89-80	W(OT)	12-0-4	0-2-1	11-3-3	0-0-0	13-3-6	3-0-2	11-5-1	10-3-2	6-4-4
at Colorado State	01/28/06	86-84	W	6-0-2	DNP	3-2-0	0-0-0	23-5-5	5-1-6	10-3-1	24-4-2	0-0-2
at New Mexico	02/01/06	77-71	W	15-3-6	DNP	12-9-2	0-0-0	11-1-3	0-3-0	7-4-1	14-1-4	5-2-1
Air Force	02/04/06	65-59	W	13-3-2	0-0-0	6-8-2	0-0-0	5-4-2	3-4-0	0-0-0	17-3-0	0-4-4
at Utah	02/08/06	60-79	L	8-1-4	0-0-0	14-4-1	0-1-0	21-2-2	0-1-0	0-1-0	5-3-1	0-4-0
UNLV	02/11/06	75-72	W	7-0-1	DNP	17-7-4	DNP	11-2-1	1-2-3	2-3-0	16-6-2	5-0-1
at Wyoming	02/18/06	74-68	W	9-2-2	DNP	15-12-0	13-1-0	6-3-1	0-0-2	4-5-1	11-4-0	4-2-0
San Diego State	02/22/06	100-90	W	7-5-4	0-0-0	20-7-1	4-1-3	12-3-4	16-2-3	10-4-1	17-6-4	0-0-0
at TCU	02/25/06	81-72	W	16-5-4	0-0-0	15-4-1	1-3-0	7-0-3	2-2-6	2-2-0	11-0-0	10-3-1
Colorado State	03/01/06	77-69	W	13-2-4	DNP	8-6-3	2-5-3	12-4-0	6-2-1	11-4-2	12-3-1	3-0-1
New Mexico	03/04/06	76-68	W	12-1-0	DNP	13-5-1	4-3-0	11-4-4	0-0-1	2-5-1	21-8-2	3-2-0
vs Utah	03/09/06	70-74	L	7-2-2	DNP	17-3-0	2-2-1	0-2-2	5-1-1	9-1-0	13-2-3	2-1-3
at Houston	03/15/06	67-77	L	8-3-5	0-1-0	11-4-1	0-2-0	9-2-1	3-3-2	4-3-0	7-3-0	7-5-5

OPPONENT	DATE	SCORE	W/L	34	41	43	44
				BURGESS,D	ODJEGBA	DAWES	PLAISTED
Loyola Marymount	11/18/05	71-83	L	2-3-0	DNP	DNP	17-4-0
at Washington State	11/22/05	76-68	W	DNP	DNP	DNP	10-1-1
Southern Utah	11/26/05	86-61	W	0-0-0	0-2-0	5-1-2	13-4-1
vs Lamar	11/30/05	97-74	W	0-2-0	2-0-0	8-1-1	16-7-0
at USC	12/03/05	68-74	L	DNP	DNP	3-2-0	20-9-1
Boise State	12/07/05	80-77	W	DNP	DNP	4-2-0	19-10-0
Northern Kentucky	12/10/05	65-46	W	DNP	DNP	10-0-0	8-3-0
Weber State	12/17/05	80-54	W	--	0-0-0	5-7-0	15-5-1
at Utah State	12/22/05	80-91	L	--	DNP	0-2-0	5-2-0
Eastern Washington	12/27/05	97-66	W	--	0-0-1	4-0-0	11-5-0
Tulsa	12/30/05	68-49	W	--	0-0-0	8-2-0	16-2-1
at Air Force	01/05/06	59-75	L	--	DNP	0-2-0	5-0-1
Utah	01/07/06	72-60	W	--	DNP	5-2-0	12-7-2
at UNLV	01/11/06	72-82	L	--	DNP	7-4-0	3-4-0
Wyoming	01/18/06	80-67	W	--	DNP	DNP	17-8-0
at San Diego State	01/21/06	61-88	L	--	DNP	0-1-1	12-6-2
TCU	01/25/06	89-80	W(OT)	--	DNP	1-1-0	22-16-1
at Colorado State	01/28/06	86-84	W	--	DNP	0-1-0	15-7-3
at New Mexico	02/01/06	77-71	W	--	DNP	DNP	13-5-1
Air Force	02/04/06	65-59	W	--	DNP	DNP	21-9-2
at Utah	02/08/06	60-79	L	--	DNP	0-3-0	12-12-1
UNLV	02/11/06	75-72	W	--	DNP	DNP	16-12-4
at Wyoming	02/18/06	74-68	W	--	DNP	DNP	12-8-0
San Diego State	02/22/06	100-90	W	--	DNP	0-0-0	14-7-2
at TCU	02/25/06	81-72	W	--	DNP	DNP	17-18-0
Colorado State	03/01/06	77-69	W	--	DNP	0-0-0	10-5-1
New Mexico	03/04/06	76-68	W	--	DNP	DNP	10-4-1
vs Utah	03/09/06	70-74	L	--	DNP	0-0-0	15-6-1
at Houston	03/15/06	67-77	L	--	DNP	DNP	18-13-1





INDIVIDUAL STATS-ALL GAMES




RECORD:	OVERALL	HOME	AWAY	NEUTRAL
ALL GAMES	20-9	14-1	5-7	1-1
CONFERENCE	12-4	8-0	4-4	0-0
NON-CONFERENCE	8-5	6-1	1-3	1-1

##	Player	GPGS	Min	Avg	TOTAL			3-PTS			REBOUNDS			PF	FO	A	TO	Blk	Stl	Pts	Avg															
					FG	FGA	Pct	3FG	FGA	Pct	FT	FTA	Pct									Off	Def	Tot	Avg											
44	PLAISTED, Trent	29	29	819	28.2	144	276	.522	0	0	.000	106	172	.616	70	129	199	6.9	105	6	28	71	27	12	394	13.6										
11	REICHNER, Brock	29	27	767	26.4	100	218	.459	53	110	.482	49	64	.766	18	55	73	2.5	58	1	73	44	5	24	302	10.4										
03	YOUNG, Keena	29	14	679	23.4	113	216	.523	0	1	.000	73	94	.777	66	101	167	5.8	62	0	32	43	11	18	299	10.3										
23	BALDERSON, Jimmy	29	10	634	21.9	97	206	.471	32	86	.372	71	89	.798	35	61	96	3.3	71	3	43	34	4	27	297	10.2										
01	BROADUS, Rashaun	28	26	772	27.6	88	224	.393	34	97	.351	43	67	.642	7	72	79	2.8	52	0	104	75	1	36	253	9.0										
15	MALAMAN, Fernando	29	15	626	21.6	85	162	.525	18	42	.429	16	23	.696	27	79	106	3.7	74	1	24	35	29	24	204	7.0										
30	CUMMARD, Lee	29	14	431	14.8	50	110	.455	17	43	.395	26	34	.765	23	45	68	2.3	58	0	45	31	12	16	143	4.9										
13	AINGE, Austin	29	4	431	14.9	38	93	.409	17	47	.362	12	18	.667	3	44	47	1.6	26	0	75	45	1	21	105	3.6										
43	DAWES, Derek	19	0	165	8.7	17	43	.395	0	0	.000	26	35	.743	12	19	31	1.6	20	0	4	12	9	4	60	3.2										
02	ROSE, Mike	22	0	198	9.0	21	67	.313	18	51	.353	9	9	1.000	3	12	15	0.7	14	0	14	7	1	4	69	3.1										
04	EMERY, Jackson	28	6	279	10.0	28	70	.400	13	43	.302	10	13	.769	14	27	41	1.5	38	1	19	19	7	10	79	2.8										
34	BURGESS, David	3	0	15	5.0	1	6	.167	0	0	.000	0	0	.000	2	3	5	1.7	2	0	0	1	1	0	2	0.7										
41	ODJEGBA, Jermaine	5	0	10	2.0	0	1	.000	0	1	.000	2	2	1.000	0	2	2	0.4	2	0	1	3	0	1	2	0.4										
TM TEAM												45	50	95	3.3	0																				
Total		29				782	1692	.462	202	521	.388	443	620	.715	325	699	1024	35.3	582	12	462	425	108	197	2209	76.2										
Opponents		29				729	1612	.452	176	492	.358	444	644	.689	294	680	974	33.6	569	-	436	447	93	211	2078	71.7										

INDIVIDUAL STATS-CONF GAMES

RECORD:	OVERALL	HOME	AWAY	NEUTRAL
ALL GAMES	12-4	8-0	4-4	0-0
CONFERENCE	12-4	8-0	4-4	0-0

##	Player	GPGS	Min	Avg	TOTAL			3-PTS			REBOUNDS			PF	FO	A	TO	Blk	Stl	Pts	Avg																
					FG	FGA	Pct	3FG	FGA	Pct	FT	FTA	Pct									Off	Def	Tot	Avg												
44	PLAISTED, Trent	16	16	467	29.2	77	164	.470	0	0	.000	57	88	.648	49	79	128	8.0	60	5	21	38	14	7	211	13.2											
03	YOUNG, Keena	16	12	429	26.8	72	143	.503	0	0	.000	48	62	.774	42	58	100	6.3	33	0	23	26	6	10	192	12.0											
11	REICHNER, Brock	16	16	478	29.9	56	132	.424	33	69	.478	36	43	.837	16	35	51	3.2	35	1	40	24	3	15	181	11.3											
23	BALDERSON, Jimmy	16	0	354	22.1	57	115	.496	20	45	.444	43	50	.860	25	28	53	3.3	35	1	23	15	1	15	177	11.1											
01	BROADUS, Rashaun	15	13	419	27.9	50	123	.407	20	54	.370	28	40	.700	4	31	35	2.3	28	0	41	40	0	23	148	9.9											
15	MALAMAN, Fernando	16	4	311	19.4	39	88	.443	6	23	.261	10	14	.714	18	39	57	3.6	44	1	12	18	7	12	94	5.9											
30	CUMMARD, Lee	16	12	239	14.9	25	54	.463	9	22	.409	12	14	.857	8	27	35	2.2	33	0	23	19	5	9	71	4.4											
13	AINGE, Austin	16	3	241	15.1	22	56	.393	12	32	.375	8	11	.727	1	23	24	1.5	17	0	32	27	1	14	64	4.0											
04	EMERY, Jackson	15	4	140	9.3	11	33	.333	5	21	.238	6	9	.667	9	12	21	1.4	19	0	10	7	4	7	33	2.2											
02	ROSE, Mike	10	0	83	8.3	6	22	.273	6	19	.316	2	2	1.000	1	3	4	0.4	7	0	5	2	1	1	20	2.0											
43	DAWES, Derek	9	0	64	7.1	0	15	.000	0	0	.000	13	16	.813	8	6	14	1.6	8	0	1	7	3	1	13	1.4											
TM TEAM												28	26	54	3.4	0																					
Total		16				415	945	.439	111	285	.389	263	349	.754	209	367	576	36.0	319	8	231	226	45	114	1204	75.2											
Opponents		16				417	877	.475	112	284	.394	238	352	.676	163	372	535	33.4	320	-	253	240	63	115	1184	74.0											





INDIVIDUAL STATS—HOME GAMES


RECORD:	OVERALL	HOME	AWAY	NEUTRAL
ALL GAMES	14-1	14-1	0-0	0-0
CONFERENCE	8-0	8-0	0-0	0-0
NON-CONFERENCE	6-1	6-1	0-0	0-0

##	Player	GP	GS	Min	Avg	TOTAL			3-PTS			REBOUNDS			PF	FO	A	TO	Blk	Stl	Pts	Avg										
						FG	FGA	Pct	3FG	FGA	Pct	FT	FTA	Pct									Off	Def	Tot	Avg						
44	PLAISTED, Trent	15	15	410	27.3	79	141	.560	0	0	.000	63	95	.663	35	66	101	6.7	53	2	16	38	13	4	221	14.7						
23	BALDERSON, Jimmy	15	5	327	21.8	52	106	.491	16	39	.410	36	46	.783	23	38	61	4.1	35	1	28	16	3	14	156	10.4						
03	YOUNG, Keena	15	6	322	21.5	57	108	.528	0	1	.000	35	47	.745	29	50	79	5.3	32	0	20	17	6	7	149	9.9						
01	BROADUS, Rashaun	14	13	404	28.9	47	116	.405	18	46	.391	22	31	.710	2	39	41	2.9	25	0	47	36	1	26	134	9.6						
11	REICHNER, Brock	15	14	401	26.7	47	108	.435	19	53	.358	25	29	.862	8	33	41	2.7	26	0	47	16	2	10	138	9.2						
15	MALAMAN, Fernando	15	9	354	23.6	49	93	.527	12	24	.500	10	14	.714	16	45	61	4.1	37	0	15	22	20	12	120	8.0						
30	CUMMARD, Lee	15	7	224	14.9	27	63	.429	10	28	.357	10	14	.714	10	19	29	1.9	25	0	24	13	7	11	74	4.9						
02	ROSE, Mike	12	0	120	10.0	15	42	.357	12	30	.400	9	9	1.000	2	8	10	0.8	5	0	12	4	1	2	51	4.3						
43	DAWES, Derek	10	0	95	9.5	14	26	.538	0	0	.000	14	21	.667	4	11	15	1.5	11	0	2	4	6	2	42	4.2						
13	AINGE, Austin	15	3	216	14.4	23	49	.469	12	28	.429	4	8	.500	1	27	28	1.9	16	0	37	18	0	11	62	4.1						
04	EMERY, Jackson	14	3	131	9.4	12	29	.414	5	19	.263	3	4	.750	5	18	23	1.6	13	0	15	14	5	2	32	2.3						
34	BURGESS, David	2	0	13	6.5	1	5	.200	0	0	.000	0	0	.000	1	2	3	1.5	2	0	0	1	1	0	2	1.0						
41	ODJEGBA, Jermaine	4	0	8	2.0	0	1	.000	0	1	.000	0	0	.000	0	2	2	0.5	2	0	1	2	0	1	0	0.0						
TM TEAM												25	34	59	3.9	0				2												
Total		15				423	887	.477	104	269	.387	231	318	.726	161	392	553	36.9	282	3	264	203	65	102	1181	78.7						
Opponents		15				350	851	.411	90	259	.347	211	299	.706	158	359	517	34.5	287	-	200	238	42	100	1001	66.7						

INDIVIDUAL STATS—AWAY/NEUTRAL GAMES

RECORD:	OVERALL	HOME	AWAY	NEUTRAL
ALL GAMES	6-8	0-0	5-7	1-1
CONFERENCE	4-4	0-0	4-4	0-0
NON-CONFERENCE	2-4	0-0	1-3	1-1

##	Player	GP	GS	Min	Avg	TOTAL			3-PTS			REBOUNDS			PF	FO	A	TO	Blk	Stl	Pts	Avg											
						FG	FGA	Pct	3FG	FGA	Pct	FT	FTA	Pct									Off	Def	Tot	Avg							
44	PLAISTED, Trent	14	14	409	29.2	65	135	.481	0	0	.000	43	77	.558	35	63	98	7.0	52	4	12	33	14	8	173	12.4							
11	REICHNER, Brock	14	13	366	26.1	53	110	.482	34	57	.596	24	35	.686	10	22	32	2.3	32	1	26	28	3	14	164	11.7							
03	YOUNG, Keena	14	8	357	25.5	56	108	.519	0	0	.000	38	47	.809	37	51	88	6.3	30	0	12	26	5	11	150	10.7							
23	BALDERSON, Jimmy	14	5	307	21.9	45	100	.450	16	47	.340	35	43	.814	12	23	35	2.5	36	2	15	18	1	13	141	10.1							
01	BROADUS, Rashaun	14	13	368	26.3	41	108	.380	16	51	.314	21	36	.583	5	33	38	2.7	27	0	57	39	0	10	119	8.5							
15	MALAMAN, Fernando	14	6	272	19.4	36	69	.522	6	18	.333	6	9	.667	11	34	45	3.2	37	1	9	13	9	12	84	6.0							
30	CUMMARD, Lee	14	7	206	14.7	23	47	.489	7	15	.467	16	20	.800	13	26	39	2.8	33	0	21	18	5	5	69	4.9							
04	EMERY, Jackson	14	3	148	10.6	16	41	.390	8	24	.333	7	9	.778	9	9	18	1.3	25	1	4	5	2	8	47	3.4							
13	AINGE, Austin	14	1	215	15.4	15	44	.341	5	19	.263	8	10	.800	2	17	19	1.4	10	0	38	27	1	10	43	3.1							
41	ODJEGBA, Jermaine	1	0	2	2.0	0	0	.000	0	0	.000	2	2	1.000	0	0	0	0.0	0	0	0	1	0	0	2	2.0							
43	DAWES, Derek	9	0	70	7.8	3	17	.176	0	0	.000	12	14	.857	8	8	16	1.8	9	0	2	8	3	2	18	2.0							
02	ROSE, Mike	10	0	78	7.8	6	25	.240	6	21	.286	0	0	.000	1	4	5	0.5	9	0	2	3	0	2	18	1.8							
34	BURGESS, David	1	0	2	2.0	0	1	.000	0	0	.000	0	0	.000	1	1	2	2.0	0	0	0	0	0	0	0	0.0							
TM TEAM												20	16	36	2.6	0				3													
Total		14				359	805	.446	98	252	.389	212	302	.702	164	307	471	33.6	300	9	198	222	43	95	1028	73.4							
Opponents		14				379	761	.498	86	233	.369	233	345	.675	136	321	457	32.6	282	-	236	209	51	111	1077	76.9							





INDIVIDUAL STATS—WINS



RECORD:	OVERALL	HOME	AWAY	NEUTRAL
ALL GAMES	20-0	14-0	5-0	1-0
CONFERENCE	12-0	8-0	4-0	0-0
NON-CONFERENCE	8-0	6-0	1-0	1-0

##	Player	GP	GS	Min	Avg	TOTAL			3-PTS			REBOUNDS			PF	FO	A	TO	Blk	Stl	Pts	Avg					
						FG	FGA	Pct	3FG	FGA	Pct	FT	FTA	Pct									Off	Def	Tot	Avg	
44	PLAISTED, Trent	20	20	557	27.9	103	196	.526	0	0	.000	81	125	.648	50	93	143	7.2	70	4	21	48	18	9	287	14.4	
23	BALDERSON, Jimmy	20	6	461	23.1	76	146	.521	25	56	.446	54	67	.806	25	44	69	3.5	45	1	34	21	2	22	231	11.6	
03	YOUNG, Keena	20	10	463	23.2	80	156	.513	0	1	.000	52	70	.743	45	70	115	5.8	44	0	25	25	6	10	212	10.6	
11	REICHNER, Brock	20	20	557	27.9	69	154	.448	33	76	.434	39	48	.813	11	41	52	2.6	35	1	61	26	3	20	210	10.5	
01	BROADUS, Rashaun	19	18	525	27.6	64	145	.441	24	61	.393	32	49	.653	4	52	56	2.9	37	0	72	48	1	28	184	9.7	
15	MALAMAN, Fernando	20	10	455	22.8	65	120	.542	14	28	.500	11	15	.733	21	56	77	3.9	50	0	15	26	22	20	155	7.8	
30	CUMMARD, Lee	20	10	285	14.3	37	78	.474	13	34	.382	15	20	.750	11	29	40	2.0	37	0	32	20	7	13	102	5.1	
43	DAWES, Derek	12	0	108	9.0	17	30	.567	0	0	.000	16	23	.696	5	12	17	1.4	13	0	3	5	6	3	50	4.2	
13	AINGE, Austin	20	2	288	14.4	27	63	.429	14	35	.400	7	12	.583	2	33	35	1.8	19	0	55	29	1	18	75	3.8	
02	ROSE, Mike	14	0	114	8.1	12	39	.308	11	30	.367	7	7	1.000	2	9	11	0.8	4	0	12	4	1	2	42	3.0	
04	EMERY, Jackson	19	4	198	10.4	18	40	.450	9	26	.346	6	8	.750	8	20	28	1.5	26	0	15	14	7	4	51	2.7	
41	ODJEGBA, Jermaine	5	0	10	2.0	0	1	.000	0	1	.000	2	2	1.000	0	2	2	0.4	2	0	1	3	0	1	2	0.4	
34	BURGESS, David	2	0	4	2.0	0	3	.000	0	0	.000	0	0	.000	1	1	2	1.0	1	0	0	0	0	0	0	0.0	
TM TEAM												26	42	68	3.4	0											4
Total		20				568	1171	.485	143	348	.411	322	446	.722	211	504	715	35.8	383	6	346	273	74	150	1601	80.1	
Opponents		20				478	1106	.432	121	342	.354	278	413	.673	199	465	664	33.2	403	-	287	329	71	134	1355	67.8	

INDIVIDUAL STATS—LOSSES

RECORD:	OVERALL	HOME	AWAY	NEUTRAL
ALL GAMES	0-9	0-1	0-7	0-1
CONFERENCE	0-4	0-0	0-4	0-0
NON-CONFERENCE	0-5	0-1	0-3	0-1




##	Player	GP	GS	Min	Avg	TOTAL			3-PTS			REBOUNDS			PF	FO	A	TO	Blk	Stl	Pts	Avg					
						FG	FGA	Pct	3FG	FGA	Pct	FT	FTA	Pct									Off	Def	Tot	Avg	
44	PLAISTED, Trent	9	9	262	29.1	41	80	.513	0	0	.000	25	47	.532	20	36	56	6.2	35	2	7	23	9	3	107	11.9	
11	REICHNER, Brock	9	7	210	23.3	31	64	.484	20	34	.588	10	16	.625	7	14	21	2.3	23	0	12	18	2	4	92	10.2	
03	YOUNG, Keena	9	4	216	24.0	33	60	.550	0	0	.000	21	24	.875	21	31	52	5.8	18	0	7	18	5	8	87	9.7	
01	BROADUS, Rashaun	9	8	247	27.4	24	79	.304	10	36	.278	11	18	.611	3	20	23	2.6	15	0	32	27	0	8	69	7.7	
23	BALDERSON, Jimmy	9	4	173	19.2	21	60	.350	7	30	.233	17	22	.773	10	17	27	3.0	26	2	9	13	2	5	66	7.3	
15	MALAMAN, Fernando	9	5	171	19.0	20	42	.476	4	14	.286	5	8	.625	6	23	29	3.2	24	1	9	9	7	4	49	5.4	
30	CUMMARD, Lee	9	4	145	16.1	13	32	.406	4	9	.444	11	14	.786	12	16	28	3.1	21	0	13	11	5	3	41	4.6	
02	ROSE, Mike	8	0	84	10.5	9	28	.321	7	21	.333	2	2	1.000	1	3	4	0.5	10	0	2	3	0	2	27	3.4	
13	AINGE, Austin	9	2	143	15.9	11	30	.367	3	12	.250	5	6	.833	1	11	12	1.3	7	0	20	16	0	3	30	3.3	
04	EMERY, Jackson	9	2	81	9.0	10	30	.333	4	17	.235	4	5	.800	6	7	13	1.4	12	1	4	5	0	6	28	3.1	
34	BURGESS, David	1	0	11	11.0	1	3	.333	0	0	.000	0	0	.000	1	2	3	3.0	1	0	0	1	1	0	2	2.0	
43	DAWES, Derek	7	0	57	8.1	0	13	.000	0	0	.000	10	12	.833	7	7	14	2.0	7	0	1	7	3	1	10	1.4	
TM TEAM												19	8	27	3.0	0											1
Total		9				214	521	.411	59	173	.341	121	174	.695	114	195	309	34.3	199	6	116	152	34	47	608	67.6	
Opponents		9				251	506	.496	55	150	.367	166	231	.719	95	215	310	34.4	166	-	149	118	22	77	723	80.3	





2005-06 RESULTS & LEADERS – ALL GAMES

OPPONENT	DATE	SCORE	W/L	POINTS	REBOUNDS	ASSISTS	STEALS	BLOCKED SHOTS
Loyola Marymount	11/18/05	71-83	L	18-Balderson, Jimmy	7-Balderson, Jimmy	4-Malaman, Fernando	2-Broadus, Rashaun	1-Five players tied
at Washington State	11/22/05	76-68	W	18-Reichner, Brock	5-Malaman, Fernando	5-Ainge, Austin Broadus, Rashaun	3-Reichner, Brock Malaman, Fernando	None
Southern Utah	11/26/05	86-61	W	13-Plaisted, Trent	5-Young, Keena	8-Ainge, Austin	2-Young, Keena Ainge, Austin	2-Plaisted, Trent
vs Lamar	11/30/05	97-74	W	21-Balderson, Jimmy	8-Young, Keena	9-Broadus, Rashaun	2-Malaman, Fernando	2-Plaisted, Trent
at USC	12/03/05	68-74	L	20-Plaisted, Trent	9-Plaisted, Trent	5-Broadus, Rashaun	1-Six players tied	1-Malaman Young, Keena Plaisted, Trent
Boise State	12/07/05	80-77	W	19-Plaisted, Trent	10-Plaisted, Trent	6-Broadus, Rashaun	1-Four playerstied	3-Malaman
Northern Kentucky	12/10/05	65-46	W	12-Young, Keena	6-Emery, Jackson Young, Keena	5-Emery, Jackson Reichner, Brock	2-Malaman, Fernando	4-Malaman
Weber State	12/17/05	80-54	W	15-Plaisted, Trent	7-Dawes, Derek	4-Ainge, Austin	3-Cummard, Lee	6-Malaman
at Utah State	12/22/05	80-91	L	26-Reichner, Brock	9-Young, Keena	8-Broadus, Rashaun	3-Ainge, Austin	2-Young, Keena Malaman, Fernando Dawes, Derek
Eastern Washington	12/27/05	97-66	W	15-Young, Keena	8-Young, Keena	9-Broadus, Rashaun	2-Ainge, Austin Broadus, Rashaun Balderson, Jimmy	1-Four tied
Tulsa	12/30/05	68-49	W	16-Plaisted, Trent	6-Cummard, Lee Young, Keena	5-Reichner, Brock	2-Reichner, Brock	2-Plaisted, Trent Malaman, Fernando
at Air Force	01/05/06	59-75	L	16-Young, Keena	11-Young, Keena	4-Broadus, Rashaun	2-Young, Keena	2-Plaisted, Trent
Utah	01/07/06	72-60	W	17-Broadus, Rashaun	7-Plaisted, Trent	3-Reichner, Brock Broadus, Rashaun	2-Broadus, Rashaun Reichner, Brock Cummard, Lee	2-Dawes, Derek
at UNLV	01/11/06	72-82	L	13-Malaman, Fernando	7-Malaman, Fernando	2-Young, Keena Cummard, Lee Ainge, Austin	2-Emery, Jackson	None
Wyoming	01/18/06	80-67	W	17-Plaisted, Trent	8-Plaisted, Trent Malaman, Fernando	4-Cummard, Lee	3-Cummard, Lee	1-Five players tied
at San Diego State	01/21/06	61-88	L	16-Young, Keena	9-Young, Keena	2-Plaisted, Trent Balderson, Jimmy Reichner, Brock	1-Emery, Jackson Balderson, Jimmy	1-Plaisted, Trent
TCU	01/25/06	89-80 (OT)	W	22-Plaisted, Trent	16-Plaisted, Trent	6-Reichner, Brock	5-Broadus, Rashaun	2-Plaisted, Trent
at Colorado State	01/28/06	86-84	W	24-Balderson, Jimmy	7-Plaisted, Trent	6-Ainge, Austin	4-Reichner, Brock	1-Four players tied
at New Mexico	02/01/06	77-71	W	15-Broadus, Rashaun	9-Young, Keena	6-Broadus, Rashaun	1-Balderson, Jimmy Reichner, Brock Ainge, Austin	1-Cummard, Lee Malaman, Fernando
Air Force	02/04/06	65-59	W	21-Plaisted, Trent	9-Plaisted, Trent	4-Cummard, Lee	2-Broadus, Rashaun	3-Plaisted, Trent
at Utah	02/08/06	60-79	L	21-Reichner, Brock	12-Plaisted, Trent	4-Broadus, Rashaun	2-Young, Keena Plaisted, Trent	1-Dawes, Derek Cummard, Lee Reichner, Brock
UNLV	02/11/06	75-72	W	17-Young, Keena	12-Plaisted, Trent	4-Plaisted, Trent Young, Keena	4-Balderson, Jimmy	1-Cummard, Lee
at Wyoming	02/18/06	74-68	W	15-Young, Keena	12-Young, Keena	2-Ainge, Austin Broadus, Rashaun	2-Ainge, Austin	1-Reichner, Brock Emery, Jackson
San Diego State	02/22/06	100-90	W	20-Young, Keena	7-Plaisted, Trent Young, Keena	4-Reichner, Brock Balderson, Jimmy Broadus, Rashaun	2-Broadus, Rashaun Ainge, Austin	2-Young, Keena
at TCU	02/25/06	81-72	W	17-Plaisted, Trent	18-Plaisted, Trent	6-Ainge, Austin	2-Four players tied	2-Plaisted, Trent
Colorado State	03/01/06	77-69	W	13-Broadus, Rashaun	6-Young, Keena	4-Broadus, Rashaun	4-Broadus, Rashaun Malaman, Fernando	1-Emery, Jackson Malaman, Fernando
New Mexico	03/04/06	76-68	W	21-Balderson, Jimmy	8-Balderson, Jimmy	4-Reichner, Brock	3-Broadus, Rashaun	1-Plaisted, Trent Malaman, Fernando
vs Utah (MWC)	03/09/06	70-74	L	17-Young, Keena	6-Plaisted, Trent	3-Balderson, Jimmy Cummard, Lee	3-Young, Keena Balderson, Jimmy	1-Four players tied
at Houston (NIT)	03/15/06	67-77	L	18-Plaisted, Trent	13-Plaisted, Trent	5-Cummard, Lee Broadus, Rashaun	2-Cummard, Lee	4-Plaisted, Trent



2005-06 INDIVIDUAL GAME HIGHS

POINTS

26	REICHNER, Brock at Utah State (12/22/05)
24	BALDERSON, Jimmy at Colorado State Rams (01/28/06)
23	REICHNER, Brock at Colorado State Rams (01/28/06)
22	PLAISTED, Trent vs TCU Horned Frogs (01/25/06)
21	BALDERSON, Jimmy vs New Mexico Lobos (03/04/06)
21	REICHNER, Brock at Utah Utes (02/08/06)
21	PLAISTED, Trent vs Air Force (02/04/06)
21	BROADUS, Rashaun at Utah State (12/22/05)
21	BALDERSON, Jimmy vs Lamar (11/30/05)

FIELD GOALS MADE

10	REICHNER, Brock at Utah State (12/22/05)
9	YOUNG, Keena vs San Diego State Aztecs (02/22/06)

FIELD GOAL ATT

15	PLAISTED, Trent at Colorado State Rams (01/28/06)
14	YOUNG, Keena vs San Diego State Aztecs (02/22/06)
14	PLAISTED, Trent at Wyoming Cowboys (02/18/06)
14	BALDERSON, Jimmy vs UNLV Rebels (02/11/06)

FG PCT (min 5 made)

1.000 (6-6)	AINGE, Austin vs San Diego State Aztecs (02/22/06)
1.000 (5-5)	PLAISTED, Trent vs Eastern Washington Eagles (12/27/05)

3-PT FG MADE

8	REICHNER, Brock at Utah Utes (02/08/06)
8	REICHNER, Brock vs TCU Horned Frogs (01/25/06)
8	REICHNER, Brock at Utah State (12/22/05)

3-PT FG ATTEMPTS

8	REICHNER, Brock at Utah Utes (02/08/06)
8	REICHNER, Brock vs TCU Horned Frogs (01/25/06)
8	REICHNER, Brock at Utah State Aggies (12/22/05)

3-PT FG PCT (min 2 made)

1.000 (4-4)	AINGE, Austin vs San Diego State Aztecs (02/22/06)
1.000 (4-4)	ROSE, Mike vs Eastern Washington Eagles (12/27/05)
1.000 (3-3)	BROADUS, Rashaun vs Southern Utah Thunderbirds (11/26/05)
1.000 (2-2)	BALDERSON, Jimmy vs Colorado State Rams (03/01/06)
1.000 (2-2)	AINGE, Austin vs Colorado State Rams (03/01/06)
1.000 (2-2)	BALDERSON, Jimmy at TCU Horned Frogs (02/25/06)
1.000 (2-2)	BALDERSON, Jimmy vs San Diego State Aztecs (02/22/06)
1.000 (2-2)	EMERY, Jackson vs Northern Kentucky Norse (12/10/05)

FREE THROWS MADE

8	YOUNG, Keena at Utah Utes (02/08/06)
8	PLAISTED, Trent vs TCU Horned Frogs (01/25/06)
8	REICHNER, Brock vs Wyoming Cowboys (01/18/06)

FREE THROW ATT

10	PLAISTED, Trent at Houston Cougars (03/15/06)
10	PLAISTED, Trent vs Colorado State Rams (03/01/06)
10	YOUNG, Keena at TCU Horned Frogs (02/25/06)
10	PLAISTED, Trent at TCU Horned Frogs (02/25/06)
10	PLAISTED, Trent vs Air Force (02/04/06)

FT PCT (min 5 made)

1.000 (8-8)	YOUNG, Keena at Utah Utes (02/08/06)
1.000 (8-8)	PLAISTED, Trent vs TCU Horned Frogs (01/25/06)
1.000 (7-7)	BALDERSON, Jimmy vs New Mexico Lobos (03/04/06)
1.000 (7-7)	REICHNER, Brock at Colorado State Rams (01/28/06)
1.000 (6-6)	BROADUS, Rashaun vs New Mexico Lobos (03/04/06)
1.000 (5-5)	BALDERSON, Jimmy vs Lamar (11/30/05)

REBOUNDS

18	PLAISTED, Trent at TCU Horned Frogs (02/25/06)
16	PLAISTED, Trent vs TCU Horned Frogs (01/25/06)

ASSISTS

9	BROADUS, Rashaun vs Eastern Washington Eagles (12/27/05)
9	BROADUS, Rashaun vs Lamar (11/30/05)

STEALS

5	BROADUS, Rashaun vs TCU Horned Frogs (01/25/06)
4	BROADUS, Rashaun vs Colorado State Rams (03/01/06)
4	MALAMAN, Fernando vs Colorado State Rams (03/01/06)
4	BALDERSON, Jimmy vs UNLV Rebels (02/11/06)
4	REICHNER, Brock at Colorado State Rams (01/28/06)

BLOCKED SHOTS

6	MALAMAN, Fernando vs Weber State Wildcats (12/17/05)
4	PLAISTED, Trent at Houston Cougars (03/15/06)
4	MALAMAN, Fernando vs Northern Kentucky Norse (12/10/05)



2005-06 CATEGORY LEADERS

FG PERCENTAGE	FG	Att	Pct
MALAMAN, Fernando	85	162	.525
YOUNG, Keena	113	216	.523
PLAISTED, Trent	144	276	.522
BALDERSON, Jimmy	97	206	.471
REICHNER, Brock	100	218	.459
CUMMARD, Lee	50	110	.455
AINGE, Austin	38	93	.409
EMERY, Jackson	28	70	.400
DAWES, Derek	17	43	.395
BROADUS, Rashaun	88	224	.393
ROSE, Mike	21	67	.313
BURGESS, David	1	6	.167

FIELD GOAL ATTEMPTS	G	Att	Att/G
PLAISTED, Trent	29	276	9.5
BROADUS, Rashaun	28	224	8.0
REICHNER, Brock	29	218	7.5
YOUNG, Keena	29	216	7.4
BALDERSON, Jimmy	29	206	7.1

FIELD GOALS MADE	G	Made	Made/G
PLAISTED, Trent	29	144	5.0
YOUNG, Keena	29	113	3.9
REICHNER, Brock	29	100	3.4
BALDERSON, Jimmy	29	97	3.3
BROADUS, Rashaun	28	88	3.1

3-POINT PERCENTAGE	3FG	Att	Pct
REICHNER, Brock	53	110	.482
MALAMAN, Fernando	18	42	.429
CUMMARD, Lee	17	43	.395
BALDERSON, Jimmy	32	86	.372
AINGE, Austin	17	47	.362
ROSE, Mike	18	51	.353
BROADUS, Rashaun	34	97	.351
EMERY, Jackson	13	43	.302
YOUNG, Keena	0	1	.000
ODJEGBA, Jermaine	0	1	.000

3-POINT FG ATTEMPTS	G	Att	Att/G
REICHNER, Brock	29	110	3.8
BROADUS, Rashaun	28	97	3.5
BALDERSON, Jimmy	29	86	3.0
ROSE, Mike	22	51	2.3
AINGE, Austin	29	47	1.6

3-POINT FGS MADE	G	Made	Made/G
REICHNER, Brock	29	53	1.8
BROADUS, Rashaun	28	34	1.2
BALDERSON, Jimmy	29	32	1.1
ROSE, Mike	22	18	0.8
MALAMAN, Fernando	29	18	0.6

FT PERCENTAGE	FT	Att	Pct
ROSE, Mike	9	9	1.000
ODJEGBA, Jermaine	2	2	1.000
BALDERSON, Jimmy	71	89	.798
YOUNG, Keena	73	94	.777
EMERY, Jackson	10	13	.769
REICHNER, Brock	49	64	.766
CUMMARD, Lee	26	34	.765
DAWES, Derek	26	35	.743
MALAMAN, Fernando	16	23	.696
AINGE, Austin	12	18	.667
BROADUS, Rashaun	43	67	.642
PLAISTED, Trent	106	172	.616

FREE THROW ATTEMPTS	G	Att	Att/G
PLAISTED, Trent	29	172	5.9
YOUNG, Keena	29	94	3.2
BALDERSON, Jimmy	29	89	3.1
BROADUS, Rashaun	28	67	2.4
REICHNER, Brock	29	64	2.2

FREE THROWS MADE	G	Made	Made/G
PLAISTED, Trent	29	106	3.7
YOUNG, Keena	29	73	2.5
REICHNER, Brock	29	49	1.7
BALDERSON, Jimmy	29	71	2.4
BROADUS, Rashaun	28	43	1.5

POINTS	G	Pts	Pts/G
PLAISTED, Trent	29	394	13.6
REICHNER, Brock	29	302	10.4
YOUNG, Keena	29	299	10.3
BALDERSON, Jimmy	29	297	10.2
BROADUS, Rashaun	28	253	9.0
MALAMAN, Fernando	29	204	7.0
CUMMARD, Lee	29	143	4.9
AINGE, Austin	29	105	3.6
EMERY, Jackson	28	79	2.8
ROSE, Mike	22	69	3.1
DAWES, Derek	19	60	3.2
BURGESS, David	3	2	0.7
ODJEGBA, Jermaine	5	2	0.4

POINTS AVERAGE	G	Pts	Avg/G
PLAISTED, Trent	29	394	13.6
REICHNER, Brock	29	302	10.4
YOUNG, Keena	29	299	10.3
BALDERSON, Jimmy	29	297	10.2
BROADUS, Rashaun	28	253	9.0
MALAMAN, Fernando	29	204	7.0
CUMMARD, Lee	29	143	4.9
AINGE, Austin	29	105	3.6
DAWES, Derek	19	60	3.2
ROSE, Mike	22	69	3.1
EMERY, Jackson	28	79	2.8

REBOUNDS	G	Reb	Reb/G
PLAISTED, Trent	29	199	6.9
YOUNG, Keena	29	167	5.8
MALAMAN, Fernando	29	106	3.7
BALDERSON, Jimmy	29	96	3.3
BROADUS, Rashaun	28	79	2.8

REBOUND AVERAGE	G	Reb	Avg/G
PLAISTED, Trent	29	199	6.9
YOUNG, Keena	29	167	5.8
MALAMAN, Fernando	29	106	3.7
BALDERSON, Jimmy	29	96	3.3
BROADUS, Rashaun	28	79	2.8

ASSISTS	G	No.	A/G
BROADUS, Rashaun	28	104	3.7
AINGE, Austin	29	75	2.6
REICHNER, Brock	29	73	2.5
CUMMARD, Lee	29	45	1.6
BALDERSON, Jimmy	29	43	1.5

STEALS	G	No.	S/G
BROADUS, Rashaun	28	36	1.3
BALDERSON, Jimmy	29	27	0.9
REICHNER, Brock	29	24	0.8
MALAMAN, Fernando	29	24	0.8
AINGE, Austin	29	21	0.7

OFFENSIVE REBOUNDS	G	No.	Avg/G
PLAISTED, Trent	29	70	2.4
YOUNG, Keena	29	66	2.3
BALDERSON, Jimmy	29	35	1.2
MALAMAN, Fernando	29	27	0.9
CUMMARD, Lee	29	23	0.8

DEFENSIVE REBOUNDS	G	No.	Avg/G
PLAISTED, Trent	29	129	4.4
YOUNG, Keena	29	101	3.5
MALAMAN, Fernando	29	79	2.7
BROADUS, Rashaun	28	72	2.6
BALDERSON, Jimmy	29	61	2.1

BLOCKED SHOTS	G	No.	Blk/G
MALAMAN, Fernando	29	29	1.0
PLAISTED, Trent	29	27	0.9
CUMMARD, Lee	29	12	0.4
YOUNG, Keena	29	11	0.4
DAWES, Derek	19	9	0.5

MINUTES	G	No.	Min/G
PLAISTED, Trent	29	819	28.2
BROADUS, Rashaun	28	772	27.6
REICHNER, Brock	29	767	26.4
YOUNG, Keena	29	679	23.4
BALDERSON, Jimmy	29	634	21.9

FOULS	G	No.	Per/G
PLAISTED, Trent	29	105	3.6
MALAMAN, Fernando	29	74	2.6
BALDERSON, Jimmy	29	71	2.4
YOUNG, Keena	29	62	2.1
REICHNER, Brock	29	58	2.0
CUMMARD, Lee	29	58	2.0

FOULOUTS	G	No.
PLAISTED, Trent	29	6
BALDERSON, Jimmy	29	3
REICHNER, Brock	29	1
MALAMAN, Fernando	29	1
EMERY, Jackson	28	1

TURNOVERS	G	No.	TO/G
BROADUS, Rashaun	28	75	2.7
PLAISTED, Trent	29	71	2.4
AINGE, Austin	29	45	1.6
REICHNER, Brock	29	44	1.5
YOUNG, Keena	29	43	1.5



TRENT PLAISTED





BYU GAME HIGHS

POINTS.....100	vs San Diego State Aztecs (02/22/06)
.....97	vs Eastern Washington Eagles (12/27/05)
.....97	vs Lamar (11/30/05)
.....89	vs TCU Horned Frogs (01/25/06)
.....86	at Colorado State Rams (01/28/06)
.....86	vs Southern Utah Thunderbirds (11/26/05)
FIELD GOALS MADE.....40	vs Eastern Washington Eagles (12/27/05)
.....38	vs San Diego State Aztecs (02/22/06)
FIELD GOAL ATTEMPTS.....68	vs TCU Horned Frogs (01/25/06)
.....67	at Wyoming Cowboys (02/18/06)
FIELD GOAL PCT.....645 (40-62)	vs Eastern Washington Eagles (12/27/05)
.....594 (38-64)	vs San Diego State Aztecs (02/22/06)
3 PT FIELD GOALS MADE.....11	vs Colorado State Rams (03/01/06)
.....11	vs TCU Horned Frogs (01/25/06)
.....11	at Utah State (12/22/05)
.....11	vs Southern Utah Thunderbirds (11/26/05)
3 PT FG ATTEMPTS.....30	vs TCU Horned Frogs (01/25/06)
.....25	at Utah State (12/22/05)
3 PT FG PCT.....647 (11-17)	vs Southern Utah Thunderbirds (11/26/05)
.....579 (11-19)	vs Colorado State Rams (03/01/06)
FREE THROWS MADE.....25	at TCU Horned Frogs (02/25/06)
.....25	vs Wyoming Cowboys (01/18/06)
FREE THROW ATTEMPTS.....40	at TCU Horned Frogs (02/25/06)
.....29	vs Wyoming Cowboys (01/18/06)
FREE THROW PCT.....917 (11-12)	at New Mexico Lobos (02/01/06)
.....909 (20-22)	vs Lamar (11/30/05)
REBOUNDS.....46	vs Weber State Wildcats (12/17/05)
.....45	at Wyoming Cowboys (02/18/06)
.....45	vs TCU Horned Frogs (01/25/06)
ASSISTS.....29	vs Eastern Washington Eagles (12/27/05)
.....24	vs TCU Horned Frogs (01/25/06)
STEALS.....17	at Colorado State Rams (01/28/06)
.....11	vs TCU Horned Frogs (01/25/06)
BLOCKED SHOTS.....11	vs Weber State Wildcats (12/17/05)
.....7	at Houston Cougars (03/15/06)
.....7	at Utah State (12/22/05)
.....7	vs Boise State Broncos (12/07/05)
TURNOVERS.....25	at Houston Cougars (03/15/06)
.....20	vs TCU Horned Frogs (01/25/06)
.....20	vs Lamar (11/30/05)
FOULS.....26	vs Utah Utes (03/09/06)
.....26	at USC (12/03/05)

BYU GAME LOWS

POINTS.....59	at Air Force (01/05/06)
.....60	at Utah Utes (02/08/06)
.....61	at San Diego State Aztecs (01/21/06)
.....65	vs Northern Kentucky Norse (12/10/05)
.....65	vs Air Force (02/04/06)
FIELD GOALS MADE.....18	at Utah Utes (02/08/06)
.....22	at USC (12/03/05)
.....22	at San Diego State Aztecs (01/21/06)
FIELD GOAL ATTEMPTS.....47	at Washington State Cougars (11/22/05)
.....49	vs Northern Kentucky Norse (12/10/05)
FIELD GOAL PCT.....300 (18-60)	at Utah Utes (02/08/06)
.....373 (22-59)	at USC (12/03/05)
.....373 (22-59)	at San Diego State Aztecs (01/21/06)
3 PT FIELD GOALS MADE.....3	vs Wyoming Cowboys (01/18/06)
.....4	vs Utah Utes (03/09/06)
3 PT FG ATTEMPTS.....12	vs Utah Utes (03/09/06)
.....13	at Wyoming Cowboys (02/18/06)
.....13	vs New Mexico Lobos (03/04/06)
3 PT FG PCT.....200 (3-15)	vs Wyoming Cowboys (01/18/06)
.....261 (6-23)	at USC (12/03/05)
.....261 (6-23)	vs Weber State Wildcats (12/17/05)
FREE THROWS MADE.....6	vs Northern Kentucky Norse (12/10/05)
.....6	at Air Force (01/05/06)
FREE THROW ATTEMPTS.....11	at Air Force (01/05/06)
.....12	at New Mexico Lobos (02/01/06)
FREE THROW PCT.....462 (6-13)	vs Northern Kentucky Norse (12/10/05)
.....545 (6-11)	at Air Force (01/05/06)
REBOUNDS.....21	vs Utah Utes (03/09/06)
.....22	at Washington State Cougars (11/22/05)
ASSISTS.....6	at Wyoming Cowboys (02/18/06)
.....9	at San Diego State Aztecs (01/21/06)
.....9	at Utah Utes (02/08/06)
STEALS.....2	at San Diego State Aztecs (01/21/06)
.....3	at Air Force (01/05/06)
.....3	at UNLV Rebels (01/11/06)
.....3	at New Mexico Lobos (02/01/06)
BLOCKED SHOTS.....0	at Washington State Cougars (11/22/05)
.....0	at UNLV Rebels (01/11/06)
TURNOVERS.....7	vs Utah Utes (01/07/06)
.....7	at New Mexico Lobos (02/01/06)
FOULS.....15	vs Boise State Broncos (12/07/05)
.....15	vs Utah Utes (01/07/06)
.....15	vs New Mexico Lobos (03/04/06)



RASHAUN BROADUS




OPPONENT GAME HIGHS

Table with 2 columns: Statistic and Opponent/Game. Rows include POINTS, FIELD GOALS MADE, FIELD GOAL ATTEMPTS, etc.

OPPONENT GAME LOWS

Table with 2 columns: Statistic and Opponent/Game. Rows include POINTS, FIELD GOALS MADE, FIELD GOAL ATTEMPTS, etc.



BROCK REICHNER



JACKSON EMERY



GAME #1

Brigham Young University 74
Loyola Marymount 83
November 18, 2005
Marriott Center • Provo, Utah (9,826)

LMU 0-1	tot-fg	3-pt	rebounds			pts			a to blk			s min					
## Player	fg	fga	fga	ft	fta	of	de	tot	pf	tp	a	to	blk	s	min		
14 KNIGHT, Matthew	f	9	14	0	0	4	6	3	7	10	2	22	1	3	2	1	31
40 AYER, Chris	c	6	10	0	0	3	4	5	5	10	4	15	0	2	0	0	33
00 WORTHY, Brandon	g	2	10	0	3	7	8	0	2	2	1	11	1	4	0	0	32
04 MILLER, Adyah	g	2	6	0	2	1	2	1	2	5	2	4	0	1	1	25	23
13 WARDROP, Wes	g	7	12	3	4	2	0	4	3	19	4	2	1	3	33	33	
03 PEGRAM, David	g	1	3	0	0	0	1	2	2	2	0	0	0	0	14	14	
05 MONTGOMERY, John	g	0	0	0	0	0	1	1	0	0	0	0	0	0	0	16	
10 KANNE, Chris	g	0	0	0	0	0	0	0	0	0	0	0	0	0	0	0+	
12 DERIC, Marko	g	0	0	0	0	0	0	0	0	0	0	0	0	0	0	0+	
23 ZIRI, Jon	g	0	2	0	1	0	0	0	0	1	0	3	0	0	0	10	
32 HAYWOOD, John	g	0	0	0	0	0	0	0	0	0	0	0	0	0	0	10+	
42 BROWN, Dustin	g	4	8	0	1	0	2	4	6	8	1	0	1	2	16	16	
53 BOCCARDO, Vitor	g	0	0	0	0	1	2	0	0	0	1	0	0	0	0	0+	
TEAM																	
Totals.....	31	65	3	13	18	24	14	26	40	15	83	15	15	4	8	200	

TOTAL Pct	tot Hlt: 33-39 84.7%	2nd Hlt: 32-38 84.2%	Game: 41.7%	REBOUND
3-Pt Pct	tot Hlt: 1-8 12.5%	2nd Hlt: 2-5 40.0%	Game: 23.1%	REBOUNDS
F Throw %	tot Hlt: 2-4 50.0%	2nd Hlt: 0-0 00.0%	Game: 75.0%	2

BYU Cougars 0-1	tot-fg	3-pt	rebounds			pts			a to blk			s min				
## Player	fg	fga	fga	ft	fta	of	de	tot	pf	tp	a	to	blk	s	min	
15 MALAMAN, Fernando	f	2	6	2	3	0	0	0	4	4	3	6	4	1	1	30
23 BALDERSON, Jimmy	f	6	13	4	5	6	2	5	7	5	18	2	3	1	0	23
44 PLAISTED, Trent	c	6	8	0	0	5	6	2	2	4	4	17	0	1	30	
01 BROADIUS, Rashawn	g	4	13	1	3	0	0	1	1	3	9	3	2	0	20	
13 AINGE, Austin	g	1	2	0	0	2	3	3	3	1	4	3	3	0	21	
02 ROSE, Mike	g	4	9	2	4	2	2	1	2	12	0	1	0	0	21	
03 YOUNG, Keena	g	0	1	0	0	0	0	0	3	3	2	0	1	2	10	
04 EMERY, Jackson	g	0	1	0	1	0	0	0	0	0	0	0	0	0	2	
11 REICHERNER, Brock	g	0	2	0	1	0	0	0	0	0	1	0	1	0	7	
30 CUMMARD, Lee	g	1	2	1	0	0	0	0	0	1	3	0	1	1	16	
34 BURGESS, David	g	1	3	0	0	0	1	2	3	1	2	0	1	1	11	
TEAM																
Totals.....	25	60	7	17	14	17	10	24	34	23	71	14	19	5	4	200

TOTAL Pct	tot Hlt: 32-39 82.0%	2nd Hlt: 32-38 84.2%	Game: 41.7%	REBOUND
3-Pt Pct	tot Hlt: 3-10 30.0%	2nd Hlt: 4-7 57.1%	Game: 42.9%	REBOUNDS
F Throw %	tot Hlt: 3-4 75.0%	2nd Hlt: 1-1 100.0%	Game: 82.4%	2

Officials: Randy McCall, Mark Whitehead, Kelly Self
Technical fouls: LMU Lions-None. BYU Cougars-None.

Score by Periods	1st	2nd	Total
LMU Lions	41	42	83
BYU Cougars	30	41	71

Points in the paint-LMU 28, BYU 28. Points off turnovers-LMU 21, BYU 18.
2nd chance points-LMU 16, BYU 11. Fast break points-LMU 4, BYU 8.
Bench points-LMU 11, BYU 17. Score tied-2 times. Lead changes-1 time.

GAME #3

Brigham Young University 86
Southern Utah 61
November 26, 2005
Marriott Center • Provo, Utah (8,926)

Southern Utah 0-5	tot-fg	3-pt	rebounds			pts			a to blk			s min					
## Player	fg	fga	fga	ft	fta	of	de	tot	pf	tp	a	to	blk	s	min		
40 JANES, Nate	f	2	6	0	0	7	8	0	1	1	4	11	0	1	0	23	
50 BONFIM, Fernando	c	0	5	0	0	2	4	2	3	5	3	2	1	0	0	20	
03 UHEGWU, Henry	g	2	7	2	4	4	4	0	1	1	4	10	1	3	0	23	
05 BARNES, Steve	g	2	7	1	3	3	4	0	2	2	1	8	1	5	0	28	
22 ALLEN, Justin	g	3	7	0	1	2	5	1	4	5	1	8	3	2	0	28	
10 MAREK, David	g	0	0	0	0	0	0	0	0	0	0	0	0	0	9		
12 CRUM, Dax	g	0	0	0	0	0	0	0	0	0	0	0	0	0	2		
23 DAVIS, Eli	g	1	4	1	2	0	0	1	2	3	3	1	1	0	14		
30 JANES, Rand	g	3	8	3	6	0	0	0	1	1	0	9	1	0	2	19	
33 ABRAHAM, Junior	g	0	1	0	0	4	6	2	2	3	3	4	1	0	1	12	
41 BONZANO, Estaban	g	2	4	2	4	0	0	0	1	2	4	2	0	0	0	1	22
TEAM																	
Totals.....	15	49	9	20	22	31	8	20	28	20	61	10	13	1	8	200	

TOTAL Pct	tot Hlt: 6-25 24.0%	2nd Hlt: 6-24 25.0%	Game: 24.0%	REBOUND
3-Pt Pct	tot Hlt: 6-14 42.9%	2nd Hlt: 9-16 56.3%	Game: 45.0%	REBOUNDS
F Throw %	tot Hlt: 1-2 50.0%	2nd Hlt: 2-9 22.2%	Game: 70.0%	6

BYU Cougars 2-1	tot-fg	3-pt	rebounds			pts			a to blk			s min					
## Player	fg	fga	fga	ft	fta	of	de	tot	pf	tp	a	to	blk	s	min		
15 MALAMAN, Fernando	f	4	5	1	1	0	0	2	2	4	2	9	0	2	0	27	
23 BALDERSON, Jimmy	f	1	2	0	1	1	2	0	2	2	2	3	3	2	0	1	20
44 PLAISTED, Trent	c	4	9	0	0	5	9	1	3	4	1	13	1	3	2	0	21
01 BROADIUS, Rashawn	g	4	6	3	3	0	1	0	3	3	1	11	3	1	0	1	23
11 REICHERNER, Brock	g	4	8	3	4	0	0	1	3	4	0	11	1	0	0	19	
02 ROSE, Mike	g	1	2	1	2	2	2	0	2	2	5	2	1	0	0	13	
03 YOUNG, Keena	g	2	3	0	1	0	0	0	5	5	4	4	0	2	0	15	
04 EMERY, Jackson	g	3	4	2	3	2	2	0	0	0	2	1	0	0	0	9	
13 AINGE, Austin	g	3	4	0	0	0	0	4	4	1	6	8	0	0	2	16	
30 CUMMARD, Lee	g	3	6	1	2	2	2	2	2	4	2	9	2	0	1	19	
34 BURGESS, David	g	0	2	0	0	0	0	0	0	0	1	0	0	0	0	2	
41 ODJEGBA, Jermaine	g	0	0	0	0	0	0	0	2	2	2	0	0	1	0	4	
43 DAWES, Derek	g	2	2	0	0	1	2	1	0	1	4	5	2	0	0	12	
TEAM																	
Totals.....	31	53	11	17	13	22	7	29	36	22	86	22	13	3	7	200	

TOTAL Pct	tot Hlt: 13-28 46.4%	2nd Hlt: 12-27 44.4%	Game: 53.5%	REBOUND
3-Pt Pct	tot Hlt: 5-8 62.5%	2nd Hlt: 6-8 75.0%	Game: 64.7%	REBOUNDS
F Throw %	tot Hlt: 6-11 54.5%	2nd Hlt: 7-11 63.6%	Game: 59.1%	4

Officials: Winston Stith, Roosevelt Brown, Doran Gotschall
Technical fouls: SUU Thunderbirds-None. BYU Cougars-None.

Score by Periods	1st	2nd	Total
SUU Thunderbirds	25	36	61
BYU Cougars	37	49	86

Points in the paint-SUU 4, BYU 31. Points off turnovers-SUU 17, BYU 15.
2nd chance points-SUU 7, BYU 10. Fast break points-SUU 0, BYU 9.
Bench points-SUU 22, BYU 39. Score tied-1 time. Lead changes-4 times.

GAME #4

Brigham Young University 97
Lamar 74
November 30, 2005
Delta Center • Salt Lake City, Utah (8,383)

Lamar 1-4	tot-fg	3-pt	rebounds			pts			a to blk			s min				
## Player	fg	fga	fga	ft	fta	of	de	tot	pf	tp	a	to	blk	s	min	
33 Daniels, Alan	f	6	20	1	8	10	12	4	5	9	2	3	5	8	2	36
42 Fairley, Thomas	f	7	11	0	0	0	1	1	2	3	14	1	2	2	1	23
44 Goodwin, Josh	f	0	2	0	0	0	0	0	2	2	2	0	0	1	0	16
01 Chappell, Brandon	g	1	2	1	2	0	0	1	2	1	1	2	1	3	5	10
23 Barrow, Matthew	g	7	13	6	2	2	2	0	2	2	18	4	1	0	2	29
03 McThay, Brandon	g	0	0	0	0	0	0	0	0	0	1	0	0	2	0	7
11 Beard, Nashid	g	4	11	0	0	1	0	1	2	8	1	2	8	1	0	20
21 Whittle, Blake	g	2	9	0	2	0	2	4	6	2	4	2	1	0	1	21
43 Grant, Jason	g	2	3	0	0	1	2	2	4	4	4	4	1	1	1	20
TEAM																
Totals.....	29	71	4	18	12	18	16	24	34	20	74	19	19	6	11	200

TOTAL Pct	tot Hlt: 14-35 40.0%	2nd Hlt: 15-39 38.5%	Game: 40.8%	REBOUND
3-Pt Pct	tot Hlt: 1-8 12.5%	2nd Hlt: 3-10 30.0%	Game: 22.2%	REBOUNDS
F Throw %	tot Hlt: 6-8 75.0%	2nd Hlt: 6-10 60.0%	Game: 69.7%	3

BYU Cougars 3-1	tot-fg	3-pt	rebounds			pts			a to blk			s min		
## Player	fg	fga	fga	ft	fta	of	de	tot	pf					



GAME #6

Brigham Young University 80
Boise State 77
December 4, 2005
Marriott Center • Provo, Utah (8,347)

Table with 10 columns: # Player, tot-fg, 3-pt, rebo, etc. Rows include Robinson, Banks, Lane, etc.

Summary statistics: TOTAL FG%, 3-P, FT%, F Throw %

BYU Cougars 4-2 player stats table with columns for player name and various stats.

BYU Cougars 4-2 summary statistics: TOTAL FG%, 3-P, FT%, F Throw %

Officials: Bill Kennedy, Rick Hartzell, Eric Curry
Technical fouls: Boise State Broncos-TEAM, BYU Cougars-None.

Score by Periods table with columns for 1st, 2nd, Total.

Points in the paint-BSU 43, BY 40. Points off turnovers-BSU 13, BY 16.

GAME #7

Brigham Young University 65
Northern Kentucky 46
December 10, 2005
Marriott Center • Provo, Utah (7,205)

Northern Kentucky 6-1 player stats table with columns for player name and various stats.

Northern Kentucky 6-1 summary statistics: TOTAL FG%, 3-P, FT%, F Throw %

BYU Cougars 5-2 player stats table with columns for player name and various stats.

BYU Cougars 5-2 summary statistics: TOTAL FG%, 3-P, FT%, F Throw %

Officials: Greg Burks, Michael Irving, Brian Shelley
Technical fouls: Northern Kentucky Norse-None, BYU Cougars-None.

Score by Periods table with columns for 1st, 2nd, Total.

Points in the paint-NKU 16, BY 33. Points off turnovers-NKU 14, BY 28.

GAME #8

Brigham Young University 80
Weber State 54
December 17, 2005
Marriott Center • Provo, Utah (8,524)

Weber State 3-6 player stats table with columns for player name and various stats.

Weber State 3-6 summary statistics: TOTAL FG%, 3-P, FT%, F Throw %

BYU Cougars 6-2 player stats table with columns for player name and various stats.

BYU Cougars 6-2 summary statistics: TOTAL FG%, 3-P, FT%, F Throw %

Officials: Eric Curry, Ruben Ramos, Chris Rastatter
Technical fouls: Weber State Wildcats-None, BYU Cougars-None.

Score by Periods table with columns for 1st, 2nd, Total.

Points in the paint-WEBER 22, BY 28. Points off turnovers-WEBER 8, BY 14.

GAME #9

Brigham Young University 80
Utah State 91
December 22, 2005
Dee Glen Smith Spectrum • Logan, Utah (9,251)

Utah State 6-3 player stats table with columns for player name and various stats.

Utah State 6-3 summary statistics: TOTAL FG%, 3-P, FT%, F Throw %

BYU Cougars 6-3 player stats table with columns for player name and various stats.

BYU Cougars 6-3 summary statistics: TOTAL FG%, 3-P, FT%, F Throw %

Officials: Scott Thornley, Michael Irving, Eric Curry
Technical fouls: BYU Cougars-None, Utah State-TEAM.

Score by Periods table with columns for 1st, 2nd, Total.

Points in the paint-BY 20, UTAHST 52. Points off turnovers-BY 15, UTAHST 19.

GAME #10

Brigham Young University 97
Eastern Washington 66
December 27, 2005
Marriott Center • Provo, Utah (9,870)

Eastern Washington 5-6 player stats table with columns for player name and various stats.

Eastern Washington 5-6 summary statistics: TOTAL FG%, 3-P, FT%, F Throw %


BYU Cougars 7-3 player stats table with columns for player name and various stats.

BYU Cougars 7-3 summary statistics: TOTAL FG%, 3-P, FT%, F Throw %

Officials: Bill Grayce, Rick Batsell, Martin Cota
Technical fouls: Eastern Washington Eagles-None, BYU Cougars-None.

Score by Periods table with columns for 1st, 2nd, Total.

Points in the paint-EWU 20, BY 53. Points off turnovers-EWU 17, BY 18.





GAME #11

Brigham Young University 68
Tulsa 49

December 30, 2005
Marriott Center • Provo, Utah (9,522)

#	Player	tot-fg		3-pt		rebounds		pf	tp	a	to	blk	s	min	
		fg	fga	fga	fga	fta	fta								de
12	WHEATLEY, Bishop	f	0	2	0	5	6	1	4	5	1	1	0	0	26
15	CROW, Darold	f	2	6	1	2	2	2	1	5	6	5	7	1	6
41	RAMSDALL, Charles	f	1	6	1	4	4	4	1	5	6	3	7	0	0
45	MITCHELL, Sam	c	1	3	0	0	1	2	0	3	3	2	3	0	10
05	McDADE, Brett	g	2	11	0	4	7	7	0	3	3	11	3	6	1
01	JAMES, Deion	g	0	0	0	0	0	0	0	0	1	0	0	0	5
02	WALLACE, Chris	1	4	0	0	0	0	3	0	2	1	0	0	0	24
13	YOUNG, Kyle	0	0	0	0	0	0	0	0	0	1	1	0	0	3
22	HANSON, Antonio	3	4	1	2	0	0	1	0	1	1	7	2	0	1
50	PRICE, Anthony	3	7	0	0	1	2	2	4	3	7	0	2	0	1
TEAM															2
Totals			13	43	3	14	20	23	8	28	36	19	49	8	23

TOTAL FGM %	tot half: 5-17 29.4%	2nd half: 2-8 25.0%	Game: 30.2%	DEADBALL
3-Pt FGM %	tot half: 1-6 16.7%	2nd half: 0-0 0.0%	Game: 21.4%	REBOUNDS
F Throw %	tot half: 10-12 83.3%	2nd half: 10-10 100%	Game: 97.0%	REBOUNDS

#	Player	tot-fg		3-pt		rebounds		pf	tp	a	to	blk	s	min	
		fg	fga	fga	fga	fta	fta								de
15	MALAMAN, Fernando	f	5	9	0	1	0	1	0	1	3	2	10	2	2
30	CUMMARD, Lee	f	1	5	1	3	2	3	3	6	1	5	2	1	0
44	PLAISTED, Trent	c	5	10	0	0	6	8	0	2	2	3	16	1	0
01	BROADUS, Rashaun	g	0	7	0	3	2	2	1	3	4	2	2	3	0
11	REICHNER, Brock	g	3	7	1	3	0	1	0	3	3	2	7	5	0
02	ROSE, Mike	1	5	1	4	0	0	1	1	0	3	1	0	0	1
03	YOUNG, Keena	2	2	0	0	1	2	4	6	3	5	0	2	0	1
04	EMERY, Jackson	0	0	0	0	0	0	0	0	0	0	0	0	0	2
13	ANGE, Austin	2	3	1	2	0	0	0	1	3	5	1	0	0	15
23	BALDERSON, Jimmy	2	6	1	2	2	0	2	2	2	7	2	1	0	17
41	ODJEBGA, Jermaine	0	0	0	0	0	0	0	0	0	0	0	0	0	1
43	DAWES, Derek	4	4	0	0	0	2	1	1	2	2	8	0	0	0
TEAM															2
Totals			25	58	5	18	13	20	9	23	32	20	68	11	5

TOTAL FGM %	tot half: 13-31 41.9%	2nd half: 12-47 25.5%	Game: 43.1%	DEADBALL
3-Pt FGM %	tot half: 2-10 20.0%	2nd half: 3-8 37.5%	Game: 27.8%	REBOUNDS
F Throw %	tot half: 10-12 83.3%	2nd half: 10-10 100%	Game: 97.0%	REBOUNDS

Officials: David Hall, Mike Thibodeaux, Mike Eggers
Technical fouls: Tulsa Golden Hurricane-None. BYU Cougars-None.

Score by Periods	1st	2nd	Total
Tulsa Golden Hurricane	21	28	49
BYU Cougars	38	30	68

Points in the paint-TUL 8, BY 26. Points off turnovers-TUL 10, BY 24.
2nd chance points-TUL 8, BY 9. Fast break points-TUL 2, BY 8.
Bench points-TUL 16, BY 28. Score tied-0 times. Lead changes-0 times.

GAME #12

Brigham Young University 59
Air Force 75

January 5, 2006
Clune Arena • USAFA, Colorado (3,626)

#	Player	tot-fg		3-pt		rebounds		pf	tp	a	to	blk	s	min	
		fg	fga	fga	fga	fta	fta								de
15	MALAMAN, Fernando	f	2	6	0	2	0	0	4	4	3	4	2	0	1
44	PLAISTED, Trent	f	2	3	0	0	1	4	0	0	3	5	1	3	2
01	BROADUS, Rashaun	g	1	7	0	2	0	0	4	4	0	2	4	5	0
11	REICHNER, Brock	g	5	12	2	4	1	2	3	0	3	3	13	0	0
30	CUMMARD, Lee	g	1	2	1	1	0	0	0	3	3	4	1	2	0
02	ROSE, Mike	2	2	1	4	0	0	0	0	0	1	6	1	0	0
03	YOUNG, Keena	8	11	0	0	0	5	6	11	2	16	1	1	1	26
04	EMERY, Jackson	1	3	0	1	2	3	2	2	4	2	4	2	0	0
13	ANGE, Austin	2	6	0	1	2	2	0	0	1	6	2	0	0	15
23	BALDERSON, Jimmy	0	3	0	2	0	0	1	1	0	1	0	0	0	8
43	DAWES, Derek	0	2	0	0	0	0	2	0	2	0	0	0	0	5
TEAM															5
Totals			24	59	5	17	6	11	17	20	37	20	59	14	4

TOTAL FGM %	tot half: 9-25 36.0%	2nd half: 15-34 44.1%	Game: 40.1%	DEADBALL
3-Pt FGM %	tot half: 3-8 37.5%	2nd half: 2-8 25.0%	Game: 29.4%	REBOUNDS
F Throw %	tot half: 2-4 50.0%	2nd half: 4-7 57.1%	Game: 54.5%	REBOUNDS

#	Player	tot-fg		3-pt		rebounds		pf	tp	a	to	blk	s	min	
		fg	fga	fga	fga	fta	fta								de
21	BURTSCHJI, Jacob	f	6	7	2	2	0	3	0	5	5	3	14	3	0
34	NWALELE, Dan	f	5	9	2	6	0	8	8	2	4	6	4	20	4
54	FRYE, John	c	1	3	0	1	2	4	2	4	3	4	2	1	1
05	McCRAW, Matt	g	3	10	2	8	1	2	0	3	3	2	9	3	0
15	HOOD, Antoine	g	7	11	3	5	5	0	4	4	3	22	3	1	1
10	HENKE, Andrew	0	1	0	0	0	0	0	0	0	0	0	0	0	4
12	ANDERSON, Tim	0	2	0	3	0	0	1	1	2	0	6	1	0	0
33	WALKER, Ben	0	0	0	0	0	0	0	0	0	0	0	0	0	1
35	HOLLIM, Marc	0	0	0	0	0	0	0	0	0	0	0	0	0	5
TEAM															2
Totals			24	46	11	25	16	22	6	21	27	15	75	17	11

TOTAL FGM %	tot half: 15-27 55.6%	2nd half: 9-19 47.4%	Game: 52.2%	DEADBALL
3-Pt FGM %	tot half: 3-8 37.5%	2nd half: 3-8 37.5%	Game: 40.0%	REBOUNDS
F Throw %	tot half: 4-6 66.7%	2nd half: 12-15 80.0%	Game: 72.7%	REBOUNDS

Officials: Scott Thornley, David Hall, Ruben Ramos
Technical fouls: BYU Cougars-None. Air Force-None.

Score by Periods	1st	2nd	Total
BYU Cougars	23	36	59
Air Force	42	33	75

Points in the paint-BY 16, AF 20. Points off turnovers-BY 6, AF 11.
2nd chance points-BY 22, AF 7. Fast break points-BY 2, AF 4.
Bench points-BY 32, AF 6. Score tied-0 times. Lead changes-0 times.

GAME #13

Brigham Young University 72
Utah 60

January 7, 2006
Marriott Center • Provo, Utah (13,142)

#	Player	tot-fg		3-pt		rebounds		pf	tp	a	to	blk	s	min	
		fg	fga	fga	fga	fta	fta								de
20	MARKSON, Bryant	f	1	7	0	1	2	4	2	3	5	2	4	2	1
30	JACKSON, Chris	c	1	1	0	0	0	0	0	4	4	3	2	0	0
01	BRyant, Johnnie	g	9	17	4	8	1	1	0	0	0	1	23	1	4
02	BORHA, Lawrence	g	2	7	0	0	0	0	0	2	2	0	4	2	1
03	GRANT, Chris	g	1	1	1	1	2	1	2	3	3	4	5	2	0
21	GREEN, Shaun	2	4	2	4	0	0	2	3	5	4	6	2	0	0
32	JOHNS, Ricky	1	4	1	2	0	0	1	1	0	3	1	0	0	18
50	NEVILL, Luke	5	12	0	0	4	7	2	7	9	4	14	2	3	0
51	LANGVAD, Jonas	0	1	0	0	0	0	4	4	0	0	2	0	0	8
TEAM															1
Totals			22	54	8	16	8	14	8	26	34	17	60	17	13

TOTAL FGM %	tot half: 11-29 37.9%	2nd half: 11-25 44.0%	Game: 40.7%	DEADBALL
3-Pt FGM %	tot half: 3-8 37.5%	2nd half: 6-8 75.0%	Game: 50.0%	REBOUNDS
F Throw %	tot half: 5-7 71.4%	2nd half: 3-7 42.9%	Game: 57.1%	REBOUNDS

#	Player	tot-fg		3-pt		rebounds		pf	tp	a	to	blk	s	min	
		fg	fga	fga	fga	fta	fta								de
15	MALAMAN, Fernando	f	4	6	0	1	0	1	0	1	3	8	0	0	20
30	CUMMARD, Lee	f	2	7	1	5	1	0	3	3	3	6	2	0	0
44	PLAISTED, Trent	c	4	12	0	0	4	5	0	7	7	4	12	2	0
01	BROADUS, Rashaun	g	8	13	1	3	0	0	1	5	6	7	17	3	4
11	REICHNER, Brock	g	2	5	1	2	0	0	2	4	3	5	3	0	0
02	ROSE, Mike	2	3	2	3	2	2	0	0	0	0	8	2	0	0
03	YOUNG, Keena	3	6	0	0	0	0	4	4	1	6	1	0	0	

GAME #16

Brigham Young University
San Diego State

61
88

January 21, 2006

Cox Arena • San Diego, Calif. (11,287)

BYU Cougars 10-6, 2-3	tot-fg	3-pt	rebounds			pts			a to blk			min				
## Player	fg	fga	fga	fta	of	de	tot	pf	tp	a	to	blk	s	min		
03 YOUNG, Keena	f	6	8	0	0	4	4	5	9	2	16	0	5	0	27	
44 PLAISTED, Trent	c	4	12	0	0	4	6	4	2	2	1	0	0	28		
11 REICHNER, Brock	g	4	8	3	4	0	0	1	5	6	4	1	2	0	27	
13 AINGE, Austin	g	2	4	0	2	0	0	1	1	1	4	1	2	0	21	
30 CUMMARD, Lee	g	1	4	0	2	2	1	3	4	0	4	0	1	0	22	
01 BROADUS, Rashaun	g	1	6	0	2	0	1	1	1	2	2	0	3	0	19	
02 ROSE, Mike	g	1	2	1	2	0	0	0	0	0	2	0	0	0	10	
04 EMERY, Jackson	g	1	3	1	3	0	0	1	0	1	0	3	0	0	8	
15 MALAMAN, Fernando	g	1	3	0	2	0	0	1	1	2	2	1	2	0	11	
23 BALDERSON, Jimmy	g	1	6	0	2	2	2	3	1	4	0	4	2	2	0	14
43 DAWES, Derek	g	3	0	0	0	0	1	0	1	4	0	1	1	0	13	
TEAM																
Totals.....	22	59	5	17	12	15	17	19	36	21	61	9	19	1	200	

TOTAL %	1st Half: 10-27 37.0%	2nd Half: 12-32 37.5%	Game: 37.2%	REBOUND
3-Pt %	1st Half: 2-9 22.2% <td>2nd Half: 3-12 25.0% <td>Game: 23.4% <td>REBOUNDS</td> </td></td>	2nd Half: 3-12 25.0% <td>Game: 23.4% <td>REBOUNDS</td> </td>	Game: 23.4% <td>REBOUNDS</td>	REBOUNDS
F Throw %	1st Half: 2-4 50.0% <td>2nd Half: 10-19 52.6% <td>Game: 50.0% <td>1</td> </td></td>	2nd Half: 10-19 52.6% <td>Game: 50.0% <td>1</td> </td>	Game: 50.0% <td>1</td>	1

San Diego State 12-6, 5-1	tot-fg	3-pt	rebounds			pts			a to blk			min			
## Player	fg	fga	fga	fta	of	de	tot	pf	tp	a	to	blk	s	min	
33 SPAIN, Kyle	f	1	3	0	1	2	4	1	2	3	4	1	1	0	18
34 ABUKAR, Mohamed	f	7	11	0	0	1	3	2	5	2	15	0	0	0	31
42 SLAUGHTER, Marcus	f	4	10	0	0	9	10	3	11	14	0	17	3	0	33
01 HEATH, Brandon	g	8	15	3	9	7	2	4	6	2	26	4	2	0	35
03 WILLIAMS, Richie	g	2	5	0	1	0	1	2	3	4	3	3	0	5	34
00 HORNBER, Brett	g	1	3	0	0	0	1	0	0	2	2	0	0	0	2
15 SHARPER, John	g	6	11	4	9	0	2	2	2	16	2	0	0	0	28
20 DAVIS, Trinaime	g	1	2	0	0	2	0	0	0	2	2	0	0	0	11
24 MCGRATH, Tim	g	1	0	0	0	0	0	0	0	0	0	0	0	0	3
30 LAMB, Chris	g	1	1	0	0	0	0	0	0	0	2	0	0	0	1
50 CAMARA, Mohamed	g	0	0	0	0	0	0	0	0	0	2	0	1	0	4
TEAM															
Totals.....	31	60	7	20	19	24	12	22	34	14	88	15	8	2	1320

TOTAL %	1st Half: 10-27 37.0%	2nd Half: 12-32 37.5%	Game: 37.2%	REBOUND
3-Pt %	1st Half: 2-9 22.2% <td>2nd Half: 3-12 25.0% <td>Game: 23.4% <td>REBOUNDS</td> </td></td>	2nd Half: 3-12 25.0% <td>Game: 23.4% <td>REBOUNDS</td> </td>	Game: 23.4% <td>REBOUNDS</td>	REBOUNDS
F Throw %	1st Half: 2-4 50.0% <td>2nd Half: 10-19 52.6% <td>Game: 50.0% <td>3</td> </td></td>	2nd Half: 10-19 52.6% <td>Game: 50.0% <td>3</td> </td>	Game: 50.0% <td>3</td>	3

Officials: Rick Batsell, Duane Allen, Ronnie Hernandez
Technical fouls: BYU Cougars-None. San Diego State Aztecs-None.

Score by Periods	1st	2nd	Total
BYU Cougars	24	37	61
San Diego State Aztecs	42	46	88

Points in the paint-BY 30,SD 36. Points off turnovers-BY 5,SD 22.
2nd chance points-BY 16,SD 18. Fast break points-BY 5,SD 15.
Bench points-BY 14,SD 22. Score tied-3 times. Lead changes-1 time.

GAME #17

Brigham Young University
TCU

89 (OT)
80

January 25, 2006

Marriott Center • Provo, Utah (9,106)

TCU 5-15, 1-5	tot-fg	3-pt	rebounds			pts			a to blk			min				
## Player	fg	fga	fga	fta	of	de	tot	pf	tp	a	to	blk	s	min		
12 IBIKUNLE, Femi	f	1	5	0	0	2	1	4	5	4	2	0	0	0	13	
22 CHINWEZE, Chudi	f	6	15	0	0	4	9	5	2	7	5	16	1	5	23	
02 HACKETT, Brent	g	4	9	3	7	3	4	3	3	2	14	5	5	0	33	
03 MURRY, Nile	g	4	12	2	5	8	8	1	2	3	4	18	5	2	0	38
05 OWENS, Neiman	g	1	2	0	0	1	1	2	3	3	1	1	0	1	21	
13 DOUGHERTY, Neil P.	g	1	3	0	0	0	1	1	2	0	5	3	1	0	16	
15 STUBBS, Judson	g	5	7	1	0	0	1	2	4	11	2	4	0	1	25	
23 ADAMS, Blake	g	3	8	1	4	1	1	2	3	1	8	1	1	0	25	
45 PIERCE, Art	g	0	0	0	0	0	0	0	0	1	1	3	0	0	14	
50 TAYLOR, Allen	g	0	0	0	0	0	0	2	2	0	0	0	0	0	7	
TEAM																
Totals.....	26	61	8	18	20	29	14	22	36	26	80	18	22	1	1225	

TOTAL %	1st Half: 14-28 50.0%	2nd Half: 9-24 37.5%	OT: 3-8 37.5%	Game: 42.8%	REBOUND
3-Pt %	1st Half: 3-9 33.3% <td>2nd Half: 2-4 50.0% <td>OT: 0-3 0.0% <td>Game: 44.4% <td>REBOUNDS</td> </td></td></td>	2nd Half: 2-4 50.0% <td>OT: 0-3 0.0% <td>Game: 44.4% <td>REBOUNDS</td> </td></td>	OT: 0-3 0.0% <td>Game: 44.4% <td>REBOUNDS</td> </td>	Game: 44.4% <td>REBOUNDS</td>	REBOUNDS
F Throw %	1st Half: 7-9 77.8% <td>2nd Half: 11-19 57.9% <td>OT: 2-2 100% <td>Game: 63.0% <td>4</td> </td></td></td>	2nd Half: 11-19 57.9% <td>OT: 2-2 100% <td>Game: 63.0% <td>4</td> </td></td>	OT: 2-2 100% <td>Game: 63.0% <td>4</td> </td>	Game: 63.0% <td>4</td>	4

BYU Cougars 11-6, 3-3	tot-fg	3-pt	rebounds			pts			a to blk			min				
## Player	fg	fga	fga	fta	of	de	tot	pf	tp	a	to	blk	s	min		
03 YOUNG, Keena	f	3	7	0	0	5	6	1	2	3	4	11	3	0	27	
30 CUMMARD, Lee	f	2	3	2	3	0	0	0	4	4	2	6	4	2	0	19
44 PLAISTED, Trent	c	7	12	0	0	8	8	16	5	22	1	7	2	0	31	
11 REICHNER, Brock	g	3	9	3	8	4	4	2	1	3	2	13	6	2	0	32
13 AINGE, Austin	g	1	5	1	3	0	0	0	0	1	3	2	3	0	13	
01 BROADUS, Rashaun	g	4	11	3	6	1	2	0	0	2	12	4	3	0	32	
02 ROSE, Mike	g	0	5	0	0	0	1	2	0	0	1	1	0	0	10	
04 EMERY, Jackson	g	0	0	0	0	0	0	0	0	0	0	1	0	0	2	
15 MALAMAN, Fernando	g	4	8	1	2	2	4	5	3	11	1	0	0	0	26	
23 BALDERSON, Jimmy	g	3	7	1	3	4	1	2	3	3	10	2	0	0	26	
43 DAWES, Derek	g	0	1	0	0	1	2	0	1	1	1	0	1	0	7	
TEAM																
Totals.....	27	68	11	30	24	28	19	26	45	25	89	24	20	3	1125	

TOTAL %	1st Half: 8-22 36.4%	2nd Half: 14-30 46.7%	OT: 4-5 80.0%	Game: 39.7%	REBOUND
3-Pt %	1st Half: 3-9 33.3% <td>2nd Half: 2-4 50.0% <td>OT: 2-3 66.7% <td>Game: 44.4% <td>REBOUNDS</td> </td></td></td>	2nd Half: 2-4 50.0% <td>OT: 2-3 66.7% <td>Game: 44.4% <td>REBOUNDS</td> </td></td>	OT: 2-3 66.7% <td>Game: 44.4% <td>REBOUNDS</td> </td>	Game: 44.4% <td>REBOUNDS</td>	REBOUNDS
F Throw %	1st Half: 8-9 88.9% <td>2nd Half: 9-12 75.0% <td>OT: 1-1 100% <td>Game: 63.0% <td>4</td> </td></td></td>	2nd Half: 9-12 75.0% <td>OT: 1-1 100% <td>Game: 63.0% <td>4</td> </td></td>	OT: 1-1 100% <td>Game: 63.0% <td>4</td> </td>	Game: 63.0% <td>4</td>	4

Officials: Verne Harris, Kelly Self, Ruben Ramos
Technical fouls: TCU Horned Frogs-None. BYU Cougars-None.

Score by Periods	1st	2nd	OT	Total
TCU Horned Frogs	41	31	8	80
BYU Cougars	29	43	17	89

Points in the paint-TC 32,BY 24. Points off turnovers-TC 30,BY 22.
2nd chance points-TC 12,BY 14. Fast break points-TC 8,BY 2.
Bench points-TC 27,BY 34. Score tied-5 times. Lead changes-8 times.

GAME #18

Brigham Young University
Colorado State

86
84

January 28, 2006

Moby Arena • Fort Collins, Colo. (4,043)

BYU Cougars 12-6, 4-3	tot-fg	3-pt	rebounds			pts			a to blk			min				
## Player	fg	fga	fga	fta	of	de	tot	pf	tp	a	to	blk	s	min		
03 YOUNG, Keena	f	1	5	0	0	1	4	0	2	2	3	3	0	0	21	
44 PLAISTED, Trent	f	7	15	0	0	1	2	4	3	7	5	15	3	0	30	
01 BROADUS, Rashaun	g	2	5	2	3	0	2	0	0	2	6	2	3	0	21	
11 REICHNER, Brock	g	6	10	4	6	7	7	2	3	5	23	5	2	0	4	36
30 CUMMARD, Lee	g	0	0	0	0	0	0	0	0	1	0	2	3	0	6	
04 EMERY, Jackson	g	0	0	0	0	0	0	0	0	0	0	0	0	0	2	
13 AINGE, Austin	g	1	5	0	2	3	4	0	1	1	3	5	6	2	1	21
15 MALAMAN, Fernando	g	4	5	1	1	1	1	1	2	3	3	10	1	1	3	26
23 BALDERSON, Jimmy	g	8	12	1	2	7	8	0	4	4	1	24	2	2	0	35
43 DAWES, Derek	g	0	0	0	0	0	0	1	0	1	2	0	0	0	1	
TEAM																
Totals.....	29	57	8	14	20	28	8	16	24	25	86	21	17	4	1720	

TOTAL %	1st Half: 15-21 71.4%	2nd Half: 14-29 58.8%	Game: 50.5%	REBOUND
3-Pt %	1st Half: 5-8 62.5% <td>2nd Half: 5-8 62.5% <td>Game: 57.1% <td>REBOUNDS</td> </td></td>	2nd Half: 5-8 62.5% <td>Game: 57.1% <td>REBOUNDS</td> </td>	Game: 57.1% <td>REBOUNDS</td>	REBOUNDS
F Throw %	1st Half: 10-11 90.9% <td>2nd Half: 10-17 58.8% <td>Game: 74.4% <td>3</td> </td></td>	2nd Half: 10-17 58.8% <td>Game: 74.4% <td>3</td> </td>	Game: 74.4% <td>3</td>	3

Colorado State 12-8, 1-6	tot-fg	3-pt	rebounds			pts			a to blk			min		
## Player	fg	fga	fga	fta	of	de	tot	pf	tp	a	to	blk		



GAME #21

Brigham Young University 60
Utah 79

February 8, 2006
Huntsman Center • Salt Lake City, Utah (12,213)

BYU Cougars 14-7, 6-4		tot-fg		3-pt		rebounds											
#	Player	fg	fga	fg	fga	fta	ft	de	tot	pf	tp	a	to	blk	s	min	
03	YOUNG, Keena	f	3	7	0	0	8	2	2	4	1	14	1	0	2	27	
44	PLAISTED, Trent	f	5	12	0	0	2	4	4	12	3	12	1	1	0	32	
01	BROADUS, Rashaun	g	2	11	0	4	4	5	0	1	2	8	4	1	0	33	
11	REICHNER, Brock	g	6	11	6	8	3	4	0	2	2	21	2	1	1	30	
30	CUMMARD, Lee	g	0	2	0	0	0	2	2	4	0	0	2	1	1	10	
02	ROSE, Mike	g	0	2	0	1	0	0	0	0	2	0	0	0	0	10	
04	EMERY, Jackson	g	0	1	0	1	0	0	1	0	0	0	0	0	0	4	
13	AINGE, Austin	g	0	6	0	4	0	0	1	0	1	0	0	0	0	12	
15	MALAMAN, Fernando	g	0	1	0	1	0	0	0	1	5	0	0	0	0	14	
23	BALDERSON, Jimmy	g	2	5	1	3	0	1	2	3	5	1	2	0	0	23	
43	DAWES, Derek	g	0	2	0	0	0	1	2	3	1	0	2	1	0	5	
TEAM								1		2		1		1			
Totals.....		18		60		7		22		17		22		14		20	

TOTAL F%	tot half: 9-28 32.1%	2nd half: 9-32 28.1%	Game: 30.0%	DEADBALL
3-P% F%	tot half: 2-7 28.6%	2nd half: 5-15 33.3%	Game: 31.0%	REBOUNDS
F Throw %	tot half: 4-5 80.0%	2nd half: 13-17 76.5%	Game: 77.3%	REBOUNDS

Utah Utes 11-10, 4-6		tot-fg		3-pt		rebounds													
#	Player	fg	fga	fg	fga	fta	ft	de	tot	pf	tp	a	to	blk	s	min			
20	MARKSON, Bryant	f	4	10	1	1	4	6	2	4	6	4	13	1	5	0	3	27	
21	GREEN, Shaun	f	3	8	2	5	5	6	2	2	4	2	13	1	1	1	30		
50	NEVILL, Luke	c	4	7	0	0	0	6	8	2	8	10	2	14	3	2	1	0	29
01	BRANT, Johnnie	g	5	10	2	4	2	2	0	2	2	2	14	2	1	0	0	33	
03	GRANT, Chns	g	3	4	1	2	1	2	0	7	7	4	8	1	1	0	0	26	
02	BORHA, Lawrence	g	1	2	0	0	2	2	0	1	1	3	4	2	0	0	0	18	
10	NERSON, Cessy	g	0	0	0	0	0	0	0	0	0	0	0	0	0	0	0	1	
11	DRISDOM, Tim	g	2	2	2	0	0	0	0	0	0	4	6	3	1	0	0	16	
30	JACKSON, Chris	g	2	2	0	0	0	0	1	2	1	4	0	0	0	0	0	10	
32	JOHNS, Ricky	g	0	0	0	0	0	0	0	0	0	0	0	0	0	0	0	1	
51	LANGVAD, Jonas	g	1	3	0	2	1	2	0	2	2	0	3	2	2	0	0	9	
TEAM								3		3		2		2		0			
Totals.....		25		48		8		16		21		28		7		30			

TOTAL F%	tot half: 14-27 51.9%	2nd half: 11-20 55.0%	Game: 52.1%	DEADBALL
3-P% F%	tot half: 4-9 44.4%	2nd half: 4-7 57.1%	Game: 50.0%	REBOUNDS
F Throw %	tot half: 1-10 10.0%	2nd half: 14-17 82.4%	Game: 75.0%	REBOUNDS

Officials: David Hall, Scott Thornley, Kelly Self
Technical fouls: BYU Cougars-None, Utah Utes-None.

Score by Periods	1st	2nd	Total
BYU Cougars	24	36	60
Utah Utes	39	40	79

Points in the paint-BY 20, UT 30. Points off turnovers-BY 6, UT 11.
2nd chance points-BY 10, UT 6. Fast break points-BY 2, UT 2.
Bench points-BY 5, UT 17. Score tied-3 times. Lead changes-2 times.

GAME #22

Brigham Young University 75
UNLV 72

February 11, 2006
Marriott Center • Provo, Utah (11,466)

UNLV 13-9, 7-3		tot-fg		3-pt		rebounds											
#	Player	fg	fga	fg	fga	fta	ft	de	tot	pf	tp	a	to	blk	s	min	
22	AMUNDSON, Louis	f	8	14	0	0	0	1	6	7	2	16	1	3	3	29	
41	VILLEPUEGE, Dustin	f	1	3	0	0	1	2	3	5	1	3	2	0	1	0	25
01	ADAMS, JoVan	g	3	11	0	3	2	2	0	0	0	8	3	3	0	1	31
13	PETRIMOUX, Jason	g	7	13	5	9	8	9	0	3	3	27	3	1	0	1	39
31	TERRY, Curtis	g	6	8	2	4	0	1	4	5	1	14	3	3	0	0	23
05	WHITE, Wendell	g	0	4	0	1	0	3	4	7	5	1	2	1	1	19	
11	MORGAN, Ricky	g	0	0	0	0	0	0	0	0	3	0	1	0	0	13	
45	DARGER, Jose	g	1	1	1	0	0	0	0	0	2	3	0	0	0	13	
52	ESSENGUE, Gaston	g	0	1	0	0	0	0	1	1	1	0	0	0	0	8	
TEAM								3		3		2		1		8	
Totals.....		26		55		8		18		12		15		21		31	

TOTAL F%	tot half: 17-27 63.0%	2nd half: 15-28 53.6%	Game: 47.2%	DEADBALL
3-P% F%	tot half: 4-9 44.4%	2nd half: 4-8 50.0%	Game: 44.4%	REBOUNDS
F Throw %	tot half: 4-8 50.0%	2nd half: 4-6 66.7%	Game: 50.0%	REBOUNDS

BYU Cougars 15-7, 7-4		tot-fg		3-pt		rebounds											
#	Player	fg	fga	fg	fga	fta	ft	de	tot	pf	tp	a	to	blk	s	min	
03	YOUNG, Keena	f	6	11	0	0	5	8	4	3	7	3	17	4	0	0	35
44	PLAISTED, Trent	f	7	10	0	0	2	3	10	12	4	16	4	2	0	0	31
01	BROADUS, Rashaun	g	2	6	1	3	2	2	0	0	0	2	7	1	1	0	29
11	REICHNER, Brock	g	4	11	3	6	0	0	2	2	11	1	0	0	0	34	
30	CUMMARD, Lee	g	2	3	1	1	0	0	0	0	1	5	1	2	1	0	21
13	AINGE, Austin	g	0	1	0	1	3	0	2	2	1	1	3	1	0	1	12
15	MALAMAN, Fernando	g	1	3	0	1	0	2	1	3	2	2	0	3	0	0	13
23	BALDERSON, Jimmy	g	6	14	2	5	2	2	4	2	6	2	16	2	4	0	25
TEAM								3		3		2		1		8	
Totals.....		28		59		7		17		12		18		15		20	

TOTAL F%	tot half: 18-30 60.0%	2nd half: 12-29 41.4%	Game: 47.5%	DEADBALL
3-P% F%	tot half: 3-8 37.5%	2nd half: 4-8 50.0%	Game: 41.2%	REBOUNDS
F Throw %	tot half: 5-7 71.4%	2nd half: 7-11 63.6%	Game: 68.7%	REBOUNDS

Officials: Rick Batsell, Lonnie Dixon, Roosevelt Brown
Technical fouls: UNLV Rebels-None, BYU Cougars-None.

Score by Periods	1st	2nd	Total
UNLV Rebels	34	38	72
BYU Cougars	40	35	75

Points in the paint-LV 34, BY 40. Points off turnovers-LV 23, BY 24.
2nd chance points-LV 13, BY 18. Fast break points-LV 10, BY 10.
Bench points-LV 4, BY 19. Score tied-6 times. Lead changes-5 times.

GAME #23

Brigham Young University 74
Wyoming 68

February 18, 2006
Arena-Auditorium • Laramie, Wyoming (7,237)

BYU Cougars 16-7, 8-4		tot-fg		3-pt		rebounds											
#	Player	fg	fga	fg	fga	fta	ft	de	tot	pf	tp	a	to	blk	s	min	
03	YOUNG, Keena	f	6	13	0	0	3	3	5	7	12	2	15	0	2	0	30
44	PLAISTED, Trent	f	4	14	0	0	4	7	4	4	8	2	12	0	0	0	31
01	BROADUS, Rashaun	g	4	9	0	3	1	2	1	2	3	9	2	1	0	1	26
11	REICHNER, Brock	g	2	6	1	1	2	1	2	3	0	6	1	1	1	0	30
30	CUMMARD, Lee	g	2	2	0	0	0	2	2	4	0	4	0	2	0	1	9
04	EMERY, Jackson	g	4	6	3	4	2	2	1	0	1	4	13	0	0	0	17
13	AINGE, Austin	g	0	1	0	0	0	0	0	0	0	1	0	2	5	0	14
15	MALAMAN, Fernando	g	2	7	0	1	0	0	3	2	5	3	4	1	1	0	18
23	BALDERSON, Jimmy	g	3	9	2	4	3	4	2	4	5	11	0	3	0	1	25
TEAM								3		5		8		1		25	
Totals.....		27		67		6		13		14		20		25		45	

TOTAL F%	tot half: 18-33 54.5%	2nd half: 14-24 58.3%	Game: 40.3%	DEADBALL
3-P% F%	tot half: 3-8 37.5%	2nd half: 3-8 37.5%	Game: 48.2%	REBOUNDS
F Throw %	tot half: 4-5 80.0%	2nd half: 10-15 66.7%	Game: 70.0%	REBOUNDS

Wyoming 12-14, 5-8		tot-fg		3-pt		rebounds												
#	Player	fg	fga	fg	fga	fta	ft	de	tot	pf	tp	a	to	blk	s	min		
02	WILLIAMS, Justin	f	4	6	0	0	0	0	5	8	13	3	8	0	3	11	0	32
15	LEVEN, Steve	f	2	10	0	5	3	5	1	1	2	7	0	1	0	2	25	
54	WABBINGTON, D.	c	4	11	0	1	1	4	1	5	6	3	9	1	2	1	36	
01	JONES, Brad	g	4	7	0	0	3	2	3	5	4	11						



GAME #26

Brigham Young University 77
Colorado State 69

March 1, 2006
Marriott Center • Provo, Utah (11,535)

Box score table for Game #26 showing player stats for Colorado State (15-13, 4-11) and Brigham Young University.

Summary statistics for Game #26 including Total FG%, 3-PT FG%, and F Throw %.

Box score table for Game #26 showing player stats for BYU Cougars (19-7, 11-4) and Colorado State.

Summary statistics for Game #26 including Total FG%, 3-PT FG%, and F Throw %.

Officials: Bill Gracey, Mike Scythers, Terry Christman

Technical fouls: Colorado State Rams-TEAM, BYU Cougars-None.

Score by Periods table for Game #26.

Points in the paint-CS 34, BY 18. Points off turnovers-CS 23, BY 27. 2nd chance points-CS 11, BY 11. Fast break points-CS 6, BY 6.

GAME #27

Brigham Young University 76
New Mexico 68

March 4, 2006
Marriott Center • Provo, Utah (20,732)

Box score table for Game #27 showing player stats for New Mexico (17-12, 8-8) and Brigham Young University.

Summary statistics for Game #27 including Total FG%, 3-PT FG%, and F Throw %.

Box score table for Game #27 showing player stats for BYU Cougars (20-7, 12-4) and New Mexico.

Summary statistics for Game #27 including Total FG%, 3-PT FG%, and F Throw %.

Officials: Greg Burks, Mike Giarratano, Roosevelt Brown; Technical fouls: New Mexico-None, BYU-None.

Score by Periods table for Game #27.

Score by Periods table for Game #27.

Points in the paint-NM 24, BY 36. Points off turnovers-NM 8, BY 16. 2nd chance points-NM 7, BY 13. Fast break points-NM 2, BY 8.

GAME #28

Brigham Young University 70
Utah 74

March 9, 2006 MWC Championship Quarterfinal
Pepsi Center • Denver, Colorado (8,432)

Box score table for Game #28 showing player stats for Utah (14-14, 6-10) and Brigham Young University.

Summary statistics for Game #28 including Total FG%, 3-PT FG%, and F Throw %.

Box score table for Game #28 showing player stats for BYU Cougars (20-8, 12-4) and Utah.

Summary statistics for Game #28 including Total FG%, 3-PT FG%, and F Throw %.

Officials: Stanley Reynolds, Larry Spaulding, Mike Giarratano

Technical fouls: Utah Men-None, BYU Men-None.

Score by Periods table for Game #28.

Points in the paint-UT 34, BY 30. Points off turnovers-UT 15, BY 16. 2nd chance points-UT 17, BY 6. Fast break points-UT 4, BY 4.

GAME #29

Brigham Young University 66
Houston 76

March 15, 2006 NIT First Round
Hofheinz Pavilion • Houston, Texas (5,087)

Box score table for Game #29 showing player stats for BYU Cougars (20-9) and Houston.

Summary statistics for Game #29 including Total FG%, 3-PT FG%, and F Throw %.

Box score table for Game #29 showing player stats for Houston (21-9) and BYU Cougars.


Summary statistics for Game #29 including Total FG%, 3-PT FG%, and F Throw %.

Officials: Curtis Blair, Anthony Crozier, Kelly Self

Technical fouls: BYU Cougars-None, Houston Cougars-None.


Score by Periods table for Game #29.

Points in the paint-BY 40, HOU 42. Points off turnovers-BY 18, HOU 24. 2nd chance points-BY 16, HOU 6. Fast break points-BY 12, HOU 14.



AUSTIN AINGE

COUGAR OFFENSE: BYU's 10.5 increase in points per game over 2004-05 (65.7 to 76.2) was BYU's third-highest jump ever.



LEE CUMMARD



BROCK REICHNER



GUARD

6-4 • 205

PROVO, UTAH
(SALT LAKE C.C.)

11

CAREER HIGHS

POINTS: 26 at Utah St. (2006)
 FG MADE: 10 at Utah St. (2006)
 FG ATT: 13 at Utah St. (2006)
 FG %: .833 (5-6) vs. Weber St. (2006)
 3FG MADE: 6 at Utah St., Utah (2006)
 3FG ATT: 8 at Utah St., vs. TCU, at Utah (2006)
 3FG %: 1.000 (1-1) at Wyoming (2006)
 FT MADE: 8 vs. Wyoming (2006)
 FT ATT: 9 vs. Wyoming (2006)
 FT %: 1.000 (7-7) at CSU, (4-4) vs. TCU (2006)
 REB: 6 at SDSU (2006)
 ASSISTS: 6 vs. EWU, vs. TCU (2006)
 BLOCKS: 1 vs. Wyoming, Tulsa, at Utah, at Wyoming, vs. Utah-MWC (2006)
 STEALS: 4 at Colorado St. (2006)
 MINUTES: 36 at Colorado St., vs. Air Force (2006)

BYU CAREER CAPSULE: A 6-foot-4 guard, Reichner had a breakout senior campaign after contributing solid play for BYU down the stretch as a junior. The lone senior on the team in 2005-06, Reichner led the team in both three-pointers made (53) and three-point shooting percentage (.482) while coming in second in scoring (10.4 ppg). The solid shooter and hard-nosed defender was named honorable-mention All-MWC and All-Utah (Deseret Morning News) for his efforts. Reichner transferred from Salt Lake Community College in the summer of 2004.

SENIOR (2005-06): Started every game but two for the Cougars while averaging 10.4 points per game (second on the team), 2.2 rebounds per game and 2.0 assists per game ... honorable-mention All-MWC and second-team All-Utah (Deseret Morning News) ... BYU's lone senior and co-captain along with Austin Ainge ... second in the MWC in three-point percentage in league games (.478) while leading BYU with 53 three-pointers made overall and a .482 three-point shooting percentage ... had 18 double-digit scoring games, including three outings with 20 or more points ... led BYU in scoring three times and assists seven times on the year ... made 19 straight free throws at one point during the season and was 18-for-22 from the line with under two minutes remaining in the game ... did not start for just the second time all year due to illness at Houston in the NIT, recording 9 points, 2 rebounds, 1 assist and 1 steal in 20 minutes in the final game of his collegiate career ... did not score for the first time since the season opener while playing ill against Utah in the MWC Tournament, recording 2 rebounds, 2 assists, 1 steal and a career-high-tying 1 block ... recorded 11 points and 4 rebounds while leading BYU with 4 assists in the final home game of his Cougar career ... went 4-for-7 from the field, including 2-for-3 from three-point range to record 12 points and 4 rebounds against Colorado State ... scored 12 points on 4-for-5 shooting from the field while adding 4 assists and 3 rebounds in 23 minutes against San Diego State ... scored 11 points, including 8 of BYU's first 10 in the second half, with 3 treys and 3 steals against UNLV ... scored a game-high 21 points at Utah on the strength of 6-for-8 three-point shooting, tying his career high ... contributed 11 points and 3 assists at New Mexico ... scored 8 straight points for the Cougars late in the game to help BYU regain the lead ... scored 23 points at Colorado State on 6-of-10 shooting from the floor,

including 4-for-6 from three-point range, and 7-for-7 shooting from the free-throw line while adding 5 rebounds, 5 assists and a career-high 4 steals in a career-best 36 minutes ... tied his career high with 6 assists while adding 13 points, including 4-of-4 shooting from the free-throw line, 3 rebounds and 1 steal against TCU ... drained his first 3 three-point shots at San Diego State, finishing with 11 points on 3-for-4 shooting from beyond the arc, a career-high 6 rebounds and 2 assists ... went 8-for-9 from the free-throw line while scoring 10 points and contributing 3 rebounds, 3 assists and 1 block against Wyoming ... was one of only two Cougars to score in double figures at UNLV as he contributed 10 points while adding 4 rebounds ... held Utah's leading scorer, Bryant Markson, to just 4 points in Provo, 11 below his season average ... recorded 13 points and 3 rebounds at Air Force ... dished out a game-high 5 assists and recorded the first block of his career while adding 7 points, 3 rebounds and 2 steals vs. Tulsa ... dished out a career-best 6 assists while scoring 12 points vs. Eastern Washington ... scored a career-high 26 points in 29 minutes at Utah State, matching Mike Rose (26 points Santa Clara, 12/31/04 and vs. Southern Utah, 11/21/03) for the most points scored by a Cougar since All-American center Rafael Araujo (28, 31 and 32 points in 2003-04) ... scored his 26 points on 10-of-13 shooting, including 6-of-8 three-pointers, all career marks, while his six triples are the most by a BYU player since Mike Rose made six treys on Dec. 8, 2004 against Boise State ... also held Utah State's leading scorer Jaycee Carroll six points below his season average ... scored 13 points on 5-of-6 shooting from the floor vs. Weber State ... recorded 12 points on 3-of-4 shooting from three-point range while adding 4 rebounds and 5 assists against Boise State ... came out hot in the second half, hitting back-to-back three pointers to tie the game at 46-46 and then picking up a steal and dishing out an assist to Jimmy Balderson, who went up for the layup that turned into a three-point play to give BYU its first lead of the game and cap a 10-0 Cougar run ... seconds later, after Boise State head coach Greg Graham was whistled for a technical foul, Reichner converted one-of-two from the line and then drained another three-pointer to give the Cougars a 53-48 advantage ... hit a trey from behind the NBA line as part of 4-for-4 three-point shooting by the Cougars to start the game and jump out to an early lead vs. Lamar in the Delta Center ... had 11 points with 4 rebounds in 19 minutes vs. SUU ... made his first start of the season and scored a team- and career-high 18



BROCK REICHNER BYU CAREER TOTALS

YEAR	GP	GS	MIN	AVG	FG	FGA	PCT	3FG	FGA	PCT	FT	FTA	PCT	OFF	DEF	TOT	AVG	PF	FO	A	AVG	TO	BLK	STL	PTS	AVG
2004-05	12	2	143	11.9	10	25	.400	6	12	.500	4	10	.400	4	14	18	1.5	14	1	8	0.7	7	0	6	30	2.5
2005-06	29	27	767	26.4	100	218	.459	53	110	.482	49	64	.766	18	55	73	2.5	58	1	73	2.5	44	5	24	302	10.4
TOTAL	41	29	910	22.2	110	243	.453	59	122	.484	53	74	.716	22	69	91	2.2	72	2	81	2.0	51	5	30	332	8.1

points at Washington State while holding WSU's leading scorer Josh Akognon to just 5 points, 17 points below his average entering the game.

JUNIOR (2004-05): Played in 12 games, including two starts ... averaged 2.5 ppg and 1.5 rpg while leading the Cougars in rebounds once and assists once ... had 6 points, 5 rebounds and 2 assists in start vs. UNM in the MWC Tournament ... had 3 points, 1 assist and 1 rebound against UNLV ... scored a career-high 9 points on 3-for-3 shooting while adding 3 rebounds, 1 assist and 1 steal in 22 minutes at Utah ... made his first start of the year at Air Force, recording team highs of 5 rebounds, 3 steals and 2 assists, all personal bests, in a career-most 32 minutes ... with Jimmy Balderson ailing (ankle), Reichner started the second half against New Mexico and hit a three to open the Cougar scoring in the half, totaling 4 points overall in 17 minutes ... added 1 assist, 1 rebound and 1 steal ... played three minutes against Utah ... also played one minute vs. New Mexico ... played five minutes at Wyoming, six minutes vs. MSU-Billings, two minutes at Saint Mary's, four minutes vs. Southern Utah and saw late action vs. Chaminade ... saw first-half action for the first time at Wyoming ... scored 4 points on 2-of-3 shooting and pulled down 2 rebounds, both career highs, against MSUB ... had 3 points, 1 rebound and 1 assist vs. SUU ... played in one of two exhibitions, scoring 3 points vs. Calgary.

BEFORE BYU (SALT LAKE C.C.): Earned honorable-mention honors ... leading free-throw shooter in SWAC at 89 percent ... averaged 10.5 points, 4.5 rebounds and 2.1 assists ... earned Academic All-America honors ... coached by Norm Parish.

(COLLEGE OF EASTERN UTAH): Made region honorable mention ... averaged 10.5 points, 3.7 rebounds and 2.4 assists ... 87 percent free-throw shooter ... coached by Brian Zollinger.

(PROVO HIGH SCHOOL): Earned all-league and first-team all-state honors as a senior ... named John Wooden Player of the Month ... averaged 17.0 points, 5.3 rebounds and 2.7 assists while leading his team to the 4A Utah State Championship ... coached by Don Chamberlain

PERSONAL: Parents are Mark and Irene Reichner ... married to Chanell Rose, who was a member of the BYU women's basketball team (2000-03) and is the daughter of BYU head coach Dave Rose ... has one daughter, Annie ... youngest of three brothers and two sisters ... brother David played at Utah and was an assistant coach at San Jose State ... served a two-year mission for The Church of Jesus Christ of Latter-day Saints in the Portugal Lisbon South mission from October 2000 to December 2002 ... international relations major.





DEREK DAWES



CENTER

6-11 • 275

SALT LAKE CITY, UTAH
(COTTONWOOD H.S.)

43

CAREER HIGHS

POINTS: 14 vs. New Mexico (2005)
 FG MADE: 6 vs. New Mexico (2005)
 FG ATT: 9 at Wyoming (2005)
 FG %: 1.000 (4-4) vs. Tulsa (2006)
 FT MADE: 8 vs. UNM at MWC (2005)
 FT ATT: 11 vs. SUU (2005)
 FT %: 1.000 (3-3) at UNLV (2005)
 REB: 10 vs. Stanford, at Saint Mary's, vs. New Mexico (2005)
 ASSISTS: 2 (3 times) last vs. SUU (2006)
 BLOCKS: 4 vs. UNM (2005)
 STEALS: 1 (12 times) last vs. TCU (2006)
 MINUTES: 34 at Saint Mary's (2005)

BYU CAREER CAPSULE: A highly sought-after center coming out of high school, Dawes was a contributor in the post before having to forego playing his senior year due to injury. The 6-foot-11 center played in 19 games as a junior after starting 13 games as a sophomore and ranking second on the team in rebounds. As a freshman, he appeared in 23 games with one start on BYU's 24-9 2001 MWC Championship team.

JUNIOR (2005-06): Played in 19 games while averaging 3.2 points and 1.6 rebounds in 8.7 minutes of action ... shot .743 at the line, going 26-of-35 ... missed four games due to injury ... did not travel to Houston for the NIT due to injury suffered the night before the team traveled ... played 1 minute against Utah in the MWC Tournament, going 0-for-2 from the floor ... played 2 minutes against Colorado State ... recorded 3 rebounds and 1 block in five minutes at Utah after missing the prior two games ... contributed 7 points on 7-of-8 shooting from the free-throw line at UNLV while recording 4 rebounds in 14 minutes off the bench ... went 5-for-6 from the free-throw line against Utah, recording 5 points, 2 assists and 2 blocks in 15 minutes off the bench ... provided a solid lift off the bench, going 4-for-4 to score 8 points while adding 2 rebounds in a season-high-tying 14 minutes vs. Tulsa ... had 2 rebounds and 2 blocks in 8 minutes at USU ... grabbed a season-high 7 rebounds and tied season-best 2 blocks while adding 5 points in 13 minutes vs. Weber State ... scored a season-high 10 points in 10 minutes off the bench vs. Northern Kentucky on 4-of-6 accuracy from the floor and 2-for-3 shooting from the line ... scored 3 points, all from the free-throw line, with a season-high 2 rebounds and a career-equaling 1 steal (10th time he has recorded 1 steal in a game) in 11 minutes at USC ... scored a season-high 8 points on 3-for-4 shooting while adding a career-equaling 1 steal along with 1 rebound and 1 assist in 12 minutes vs. Lamar in the Delta Center ... made his season debut vs. SUU after recovering from injury, scoring 5 points with a career-tying 2 assists and 1 rebound in 12 minutes off the bench ... did not play due to injury in BYU's first two games.

SOPHOMORE (2004-05): Started 13 games and was second on the team with 4.6 rebounds per game ... averaged 4.9 ppg while recording one double-double and leading the team in rebounds ten times ... scored in double figures six times and posted double-digit rebounds three times ... scored 10 points with 6 rebounds in 12 minutes vs. UNM in the MWC Tournament ... made a career-high 8 free throws against the Lobos ... had 6 points and 6 rebounds in 19 minutes at UNM ... recorded 5 points and 5 rebounds vs. Wyoming ... was close to a double-double with 9 points and 9 rebounds at UNLV ... recorded first career double-double with 14 points and 10 rebounds in home win over New Mexico ... set career bests

against the Lobos of 14 points, 6-of-7 (.857) shooting and 4 blocks while tying career marks of 10 rebounds, 2 assists and 1 steal (made his steal after his only miss of the game to regain a Cougar possession) ... scored 11 points at Wyoming off the bench ... saw limited action for three games after not playing vs. MSU-Billings due to a shoulder injury suffered at Saint Mary's ... made fourth start at Saint Mary's, logging career-most 34 minutes ... set personal bests of 4-for-6 shooting and tied his career-high 10 rebounds while adding 9 points vs. the Gaels ... was one rebound shy of a double-double against Southern Utah tying career-high 10 points with nine rebounds in 18 minutes while adding 2 blocks and 1 steal ... took a career-most 11 free-throw attempts vs. SUU ... made his second start of the season at Weber State, scoring 7 points while attempting a career-most 8 shots ... scored 5 points with 3 rebounds in 18 minutes vs. N.C. State ... tied his season-high with 10 points, including a career-best 6-of-7 (.857) from the free-throw line, in 20 minutes at USC ... had 4 points, 3 blocks and 8 rebounds in 19 minutes vs. California ... had 10 points vs. Chaminade and 10 rebounds vs. Stanford at the Maui Invitational, averaging 5.0 ppg and 5.3 rpg in the three games coming off the bench.

FRESHMAN (2000-01): Appeared in 23 games with one start on BYU's 24-9 MWC Championship team ... averaged 1.1 points and 2.0 rebounds in 6.7 minutes per game ... shared team-high honors with a season-best 7 rebounds in season-opening win over Elon College, also adding a season-high 6 points on 3-of-5 shooting in 12 minutes ... had 3 points and 4 rebounds in 7 minutes in win over Santa Barbara ... contributed 3 rebounds in MWC semifinal victory over Wyoming ... grabbed a rebound in 20 of 23 appearances despite some limited minutes ... had at least 3 boards in eight games ... scored in 10 games.

BEFORE BYU (COTTONWOOD HS): First-team Deseret News and Salt Lake Tribune All-State center as a senior at Salt Lake's Cottonwood High School ... Deseret News 5A Defensive Player of the Year in 2000 ... was the second-leading scorer in Utah 5A class his senior year ... honorable-mention All-American ... toured Europe for three weeks with USA Basketball in August of 1999 ... rated among the top-10 centers who attended the invitation-only Nike Camp ... was an honorable-mention selection on the Bob Gibbons All-Tournament Team ... led Cottonwood to back-to-back Region 1 titles in 1999 and 2000 ... named Region 1 Most Valuable Player as the region's leading scorer and rebounder as a senior ... set school rebounding and blocked shots records at Cottonwood ... coached by Blair Martineau ... averaged 19 points, 14 rebounds and 8 blocked shots per game his senior year

PERSONAL: Parents are Larry and Susan Dawes ... served a two-year mission for The Church of Jesus Christ of Latter-day Saints in New Hampshire ... recruited by Ohio State, Arizona State, Florida and San Diego State ... wife Lauryn ... public health education major and communications minor.

DEREK DAWES BYU CAREER TOTALS

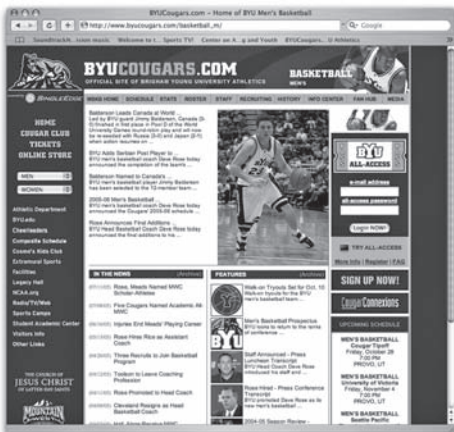
YEAR	GP	GS	MIN	AVG	FG	FGA	PCT	3FG	FGA	PCT	FT	FTA	PCT	OFF	DEF	TOT	AVG	PF	FO	A	AVG	TO	BLK	STL	PTS	AVG
2000-01	23	1	155	6.7	8	22	.364	0	0	.000	10	15	.667	19	27	46	2.0	25	0	2	0.1	9	8	1	26	1.1
2004-05	29	13	501	17.3	48	111	.432	0	0	.000	47	71	.662	49	84	133	4.6	66	3	11	0.4	39	25	7	143	4.9
2005-06	19	0	165	8.7	17	43	.395	0	0	.000	26	35	.743	12	19	31	1.6	20	0	4	0.2	12	9	4	60	3.2
TOTAL	71	14	821	11.6	73	176	.415	0	0	.000	83	121	.686	80	130	210	3.0	111	3	17	0.2	60	42	12	229	3.2





MEDIA CREDENTIALS

Credential access to BYU events are for working members of the media only. Working media wishing to cover BYU must submit a request for credentials to Brett Pyne of the BYU Athletic Communications office. Season credentials will be provided at BYU's discretion to media members who regularly cover BYU. Single-game credential requests should be made preferably three days prior to the game. Any requests received later than noon the day before the game will not be accepted. Daily newspapers, wire services, live television and radio broadcasts and television stations reporting for nightly news will be given priority. Fan-based Internet sites that allow chat rooms or message boards with anonymous postings will not be credentialed. To be considered for credentials, Internet sites must have a proven history of professional journalistic conduct and meet all criteria and standards required of other media members. Media credentials are property of BYU and can be denied or revoked at any time at the discretion of BYU. Credentials must be surrendered upon request.



WWW.BYUCOUGARS.COM

- OFFICIAL SOURCE FOR BYU BASKETBALL
- UP-TO-THE-MINUTE INFORMATION
- UPDATED STATISTICS, BOX SCORES
- GAME NOTES, BIOS
- NEWS RELEASES
- FEATURE STORIES
- VIDEO HIGHLIGHTS, INTERVIEWS
- BROADCAST INFORMATION, WEBCASTS



Photographers are provided Ethernet access in the back area of the working pressroom. If attending practices, B-roll or still photos can be shot with approval during the final 10 minutes of practice from the northwest entrance to the court.

MEDIA SERVICES

Game notes with updated statistics are available on BYUCougars.com and will be distributed via email. Contact Brett Pyne to be added to the media email list. BYU and opponent game notes and media guides, the Mountain West Conference release, a roster sheet and the official game program are provided to the media on site at each game. Official game statistics are distributed at halftime and at the conclusion of the game, along with postgame notes and quotes. Stats monitors are provided for live radio and television broadcasters. Live broadcasters will also receive a statistics printout during timeouts throughout the game. Visiting radio broadcast lines (ISDN and analog) are provided. Wireless Internet is available on the pressrow and in the pressroom adjacent to the court on the southwest corner. Several analog lines are also available in the pressroom. Toll-free long distance or credit-card calls can be made from these telephones.

MEDIA INTERVIEWS

All interviews must be scheduled through the BYU Athletic Communications office. Contact Brett Pyne at 801-422-4912. Interviews must be scheduled at least 24 hours in advance. Special requests regarding legitimate breaking news will be accommodated where possible. While school is in session, player interviews will not be conducted until after practice. On the day of a game, no interviews will be conducted with players or coaches until after the game. Live television and radio broadcast entities are encouraged to record any interviews needed for their broadcasts the day before the game.

FEATURE INTERVIEWS

Special interview requests or extended feature interviews must be arranged in advance through the Athletic Communications office. Requests should be made well in advance of deadlines so appropriate arrangements can be made to meet the schedule demands of everyone involved.

POSTGAME INTERVIEWS

After home games in the Marriott Center, Coach Rose and BYU players will speak to the media in the interview room located across from the pressroom. Interviews with the visiting team are conducted at each team's discretion but typically take place outside the visiting team's locker room located directly across the hall from the pressroom. A typed quote sheet with postgame remarks from both head coaches will be provided to the media along with any postgame notes. After road games, Coach Rose and BYU players will participate in postgame interviews outside the BYU locker room unless arranged otherwise by the host team/tournament.

ATTENDING PRACTICES

Men's basketball practices are typically open to the public and the media. If you plan on attending practice, please notify Brett Pyne. A seating area is designated for media members to watch practice at Portal U on the

concourse level. Take the elevator to the third floor to access Portal U. With prior notification, rights-holding broadcasters preparing for a live broadcast can observe practice courtside.

WEEKLY MEDIA DAY

Local media are encouraged to attend BYU's weekly media day at the Marriott Center. Head Coach Dave Rose and BYU players and coaches will be available for interviews at the weekly media day. A media advisory will be emailed each week to announce the media day, but as a rule it will take place each Tuesday after practice at approximately 5 p.m. Player interviews will be conducted immediately after practice near the northwest entrance to the court, directly below the concourse-level media area at Portal U. Coach Rose will be available for interviews after player interviews are completed. Media members arriving at the conclusion of practice to conduct interviews can take the elevator to the first level, follow the hallway to the right and enter the first portal to arrive at the northwest entrance to the court. Special interview requests or extended feature interviews must be arranged in advance through the Athletic Communications office. B-roll or still photos can be shot with approval during the final 10 minutes of practice from the northwest entrance to the court.

WEEKLY MWC TELECONFERENCE

Coach Rose will participate in a weekly Mountain West Conference Coaches Teleconference each Monday morning at 10 a.m. MST during the conference season. Out-of-town media are encouraged to participate in the weekly teleconferences to obtain comments from Coach Rose about each week's happenings. When needed, telephone interviews can be arranged through the Athletic Communications office.

LOCATION AND PARKING

The Marriott Center is located on the BYU campus at the corner of 450 East and University Parkway (1650 North) in Provo. See directions on page 206. Permit-only parking is available to the media in Lot #1, immediately north of the Marriott Center. Parking passes must be requested with credentials in advance. Additional free parking without permit is available across the street, northwest of the Marriott Center. To reach the pressroom, use the north entrance (ticket office) of the Marriott Center. Take the elevator down to the first level and follow the hallway to the right. The pressroom is located at the second portal on the southwest corner.





TELEVISION BROADCASTS

On Aug. 26, 2004, College Sports Television (CSTV) and the Mountain West Conference announced a vision-ary partnership that revolutionized the college sports landscape. The landmark agreement was the first NCAA Division I-A football and men's basketball conference wide deal for CSTV, which is the 24-hour college sports network owned by CBS Corporation.

In the fall of 2006, CSTV Networks and the Mountain West Conference kicked off an unprecedented 14-year relationship to offer the most in-depth coverage ever centered around one Division I-A conference. The centerpiece of this historic relationship is the launch of the mtn. ("The mountain")—MountainWest Sports Network, the first-ever sports network serving a collegiate athletic conference 24 hours a day, 7 days a week. On July 19, 2006, Comcast was named an equity partner in the mtn. The mtn. will deliver more access to MWC sports coverage than has ever been offered before and bring fans more coverage of the teams, rivalries and action of the MWC. The mtn. will not only broadcast live games but also air a variety of studio shows, including pre and postgame shows, which break down MWC games, look ahead to the big games on the horizon and feature extensive game highlights.

The 2006-07 men's basketball television coverage includes an unparalleled 99 games on national and regional television, including 65 of the 72 conference matchups, and all eight MWC Championship contests. The television coverage provided by the MWC broadcast partners in 2006-07 is more than triple the national and regional telecasts MWC men's basketball has received in previous years. Seventy-five games will be shown on the mtn., with 16 to be broadcast nationally on CSTV and eight on VERSUS, formerly the Outdoor Life Network (OLN), which is available in more than 70 million homes nationwide. Additional nonconference

contests will also be televised on other regional and national cable entities.

As CSTV's national presence grows along with its top-10 sports Web site, www.cstv.com, the Mountain West Conference, its teams and student-athletes will continue to gain even more national exposure across a variety of platforms. Together, CSTV and the mtn. will showcase the passion and pageantry of the Mountain West Conference.


RADIO BROADCASTS

The longtime radio home of BYU Cougar basketball is 50,000-watt KSL Newsradio 1160 AM in Salt Lake City, which is also broadcast on 102.7 FM in Utah and streamed worldwide via the Internet at KSL.com. KSL's Greg Wrubell returns for his 11th season as the play-by-play voice of BYU basketball.

A 1990 BYU graduate, Wrubell also became the voice of BYU football in 2001 and has been a member of KSL's Cougar football broadcast team for the past 15 seasons. Joining Wrubell as game analyst in his 10th season is Mark Durrant, a four-year BYU basketball letterman who graduated in 1995 as a three-time Academic All-WAC forward. Russell Larson begins his second season as a game analyst for select Cougar contests in 2006-07. Larson is BYU's fourth all-time career scorer with 1,885 points. He is tied for first in career games played with 129. An Academic All-America Second Team honoree, he also earned All-America honorable mention recognition.

KSL Newsradio (102.7 FM and 1160 AM) broadcasts each Cougar home and away game beginning with a pregame show one hour before tipoff. KSL's postgame show features game analysis and interviews with a BYU player and coach.

KSL NEWSRADIO 102.7 FM 1160 AM



VOICE OF COUGAR BASKETBALL! GREG WRUBELL

THE COUGAR DIRECTORY

BASKETBALL COACHING STAFF/SUPPORT

Area code - 801

- Dave Rose 422-3612
Fax 422-5965
Dave Rice 422-6190
John Wardenburg 422-1621
Walter Roesse 422-5040
Terry Nashif-Dir. of Bball Operations. . . 422-6189

- Brett Pyne-Media Relations 422-4912
Chad Bunn-Video Coordinator 422-6199
Justin McClure-Strength & Condition. . 422-1769
Robert Ramos-Basketball Trainer . . . 422-5142
Steve Bushman-Equipment Manager. . 422-5301
Zeffie Nelson-Basketball Secretary. . . 422-3612

ADMINISTRATION

- Tom Holmoe-Athletics Director 422-7649
Fred Skousen-Advancement VP 422-2640
Brian Santiago-Associate AD 422-9059
Tom Mullen-Associate AD 422-4476
Janie Penfield-Associate AD/SWA . . . 422-7306
Duff Tittle-Associate AD 422-4910
Mike King-Associate AD 422-2098
Jim Kimmel-Compliance Director . . . 422-2047
Dave Broberg-Creative Marketing 422-4907
Emily Deans-Athletic Marketing Dir. . . 422-3720
Gaye Merrill-Head Trainer 422-4670
Larry Duffin-Special Events Director . . 422-6022
Clark Livsey-Ticket Manager. 422-6022

2006-07 BYU BASKETBALL GAMES CAN BE SEEN ON THE FOLLOWING NETWORKS:

POWERED BY



MountainWest Sports Network



VERSUS



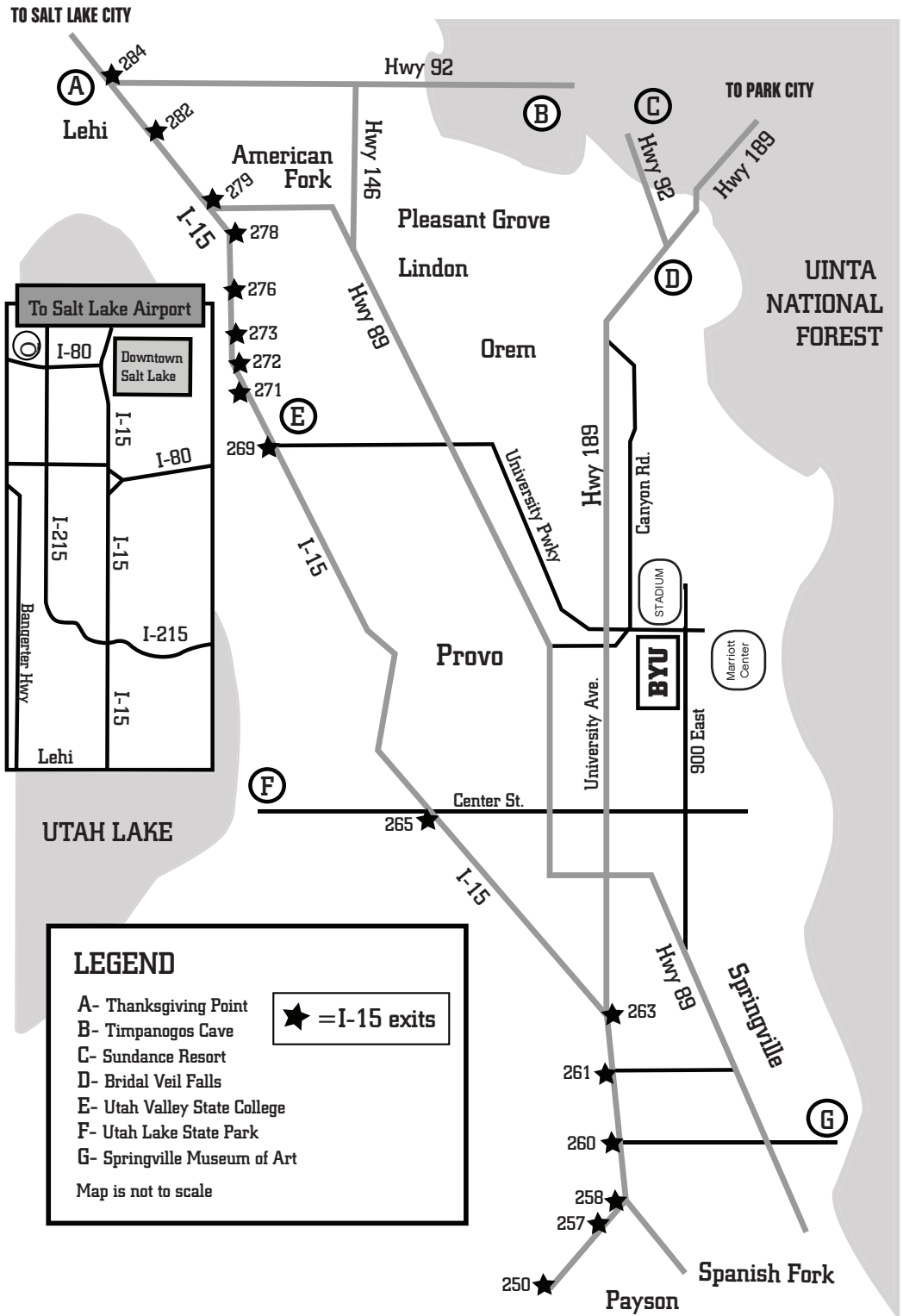
Just 44 miles north of Provo lies the major metropolitan area of Salt Lake City, home of the 2002 Olympic Games.



Just 45 minutes northeast of Provo, on Highway 189, lies the winter resort mecca of Park City – home of the Sundance Film Festival and many events during the 2002 Winter Olympics.



Provo is also a major gateway to six National Parks, seven National Monuments, two National Recreational areas, six National Forests and 44 State Parks.



Directions to the Marriott Center from Salt Lake International Airport: Leave airport and head east on I-80 towards Salt Lake City/Provo. Exit I-80 Southbound on I-215. Follow I-215 around belt route until I-15 exit. Take I-15 Southbound towards Provo. Follow I-15 until Orem University Parkway Exit #269. Exit on University Parkway and head east. Follow University Parkway past University Avenue in Provo until you reach the Marriott Center, just past LaVell Edwards Stadium (football) and Miller Park (baseball/softball complex).



BYU BASKETBALL LOCAL MEDIA CONTACTS

ATHLETIC COMMUNICATIONS

PRINT MEDIA

Daily Herald (a.m.)
Jason Franchuk, Darnell Dickson
P.O. Box 717
Provo, UT 84603
(801) 344-2557
(801) 344-2985 - Fax

Deseret Morning News (a.m.)
Dick Harmon, Scott Taylor
30 East 100 South
Salt Lake City, UT 84111
(801) 437-7611
(801) 437-7624 - Fax

Salt Lake Tribune (a.m.)
Pat Kinahan, Gordon Monson
90 S. 400 West, Suite 700
Salt Lake City, UT 84101
(801) 257-8900
(801) 257-8950 - Fax

Standard Examiner (a.m.)
Brady Bingham
P.O. Box 951
Ogden, UT 84402
(801) 625-4267
(801) 625-4499 - Fax

BYU Daily Universe (a.m.)
Sports Editor
152 BRMB
Provo, UT 84602
(801) 422-2957
(801) 422-0177 - Fax

RADIO

KSL Newsradio
102.7FM/1160 AM
Greg Wrubell, Play-by-Play
P.O. Box 1160
Salt Lake City, UT 84110
(801) 575-5535
(801) 575-5536 - Fax

KFNZ Radio 1320 AM
434 Bearcat Drive
Salt Lake City, UT 84115
(801) 464-8593
(801) 485-6611 - Fax

KZNS Radio 1280 AM
Trolley Corners Building
515 South 700 East
Salt Lake City, UT 84115
(801) 524-2600
(801) 933-4713 - Fax

KALL Radio 700 AM
Trolley Corners Building
515 South 700 East
Salt Lake City, UT 84115
(801) 524-2600
(801) 933-4713 - Fax

TELEVISION

KSL-TV (NBC)
Tom Kirkland, Rod Zundel,
Kathy Aiken, Jeremiah Jensen
Broadcast House
5 Triad Center
Salt Lake City, UT 84110
(801) 575-5535
(801) 575-5536 - Fax

KTVX (ABC)
Wesley Ruff, Kent Rupe
Dana Greene
2175 West 1700 South
Salt Lake City, Utah 84104
(801) 975-4428
(801) 973-4176 - Fax

KUTV (CBS)
Dave Fox, David James,
Dan Sheldon, Jeremy Castro
299 S. Main St. Suite 150
Salt Lake City, UT 84111
(801) 973-3327
(801) 973-3349 - Fax

KSTU-TV (FOX)
Rick Aaron, Mike Runge
5020 W. Amelia Earhart Dr.
Salt Lake City, UT 84116
(801) 536-1313
(801) 536-1325 - Fax

KBYU/BYU-TV
Jason Parker
2000 Ironton Blvd
Provo, UT 84606
(801) 422-8455
(801) 422-8478 - Fax

WIRE SERVICES

Associated Press
Doug Alden
30 East 100 South, Suite 200
Salt Lake City, UT 84111
(801) 322-3405
(801) 322-0051 - Fax

MEN'S BASKETBALL MEDIA RELATIONS



BRETT PYNE

Men's Basketball
Media Relations Director
801.422.4912 (office)
801.367.1631 (cell)
brett_pyne@byu.edu (email)



JEN CONNERY

Asst. Men's Basketball
Media Relations Director
801.422.8999 (office)
208.660.8875 (cell)
wvolleyball_sid@byu.edu (email)

The Marriott Center
Pressrow phone: 801.422.3675
Web site: www.byucougars.com



DUFF TITTLE

Associate AD
Communications
801.422.4910 (office)
801.372.4401 (cell)
801.422.0633 (fax)
duff_tittle@byu.edu



DAVE BROBERG

Athletic Publications
Director
801.422.4907 (office)
801.372.0407 (cell)
801.422.0633 (fax)
dave_broberg@byu.edu



NORMA COLLETT

Assistant Athletic
Media Relations
Director
801.422.4908 (office)
801.372.0989 (cell)
801.422.0633 (fax)
norma_collett@byu.edu



JEFF REYNOLDS

Assistant Athletic
Media Relations
Director
801.422.4909 (office)
801.372.2080 (cell)
801.422.0633 (fax)
jeff_reynolds@byu.edu



RALPH ZOBELL

Web/Programs
Coordinator
801.422.9769 (office)
801.367.3554 (cell)
801.422.0633 (fax)
ralph_zobell@byu.edu



JENNY WHEELER

Office Manager
801.422.8948 (office)
801.422.0633 (fax)
jen_wheeler@byu.net

Office Address: 30 SFH
Provo, UT 84602-2239



Photos of BYU
Basketball made
possible thanks
to Mark Philbrick
and University
Communications.

MARK PHILBRICK

University Photographer
801.422.7322 (office)
mark_philbrick@byu.edu

Writing an injured teammate's number on your shoes.

A quick huddle before a free throw.

Wristbands.

Running suicides together for every missed free throw.

Setting a pick you'll feel for a week.

Acknowledging a great pass.

The stale smell of bad road food.

Pre-game chants in the locker room.

Nicknames that your fans don't even know.

Senior night.

Early morning practice.

Calling an ally-oop with the nod of your head.

Summer league.

Cards on the bus.

Backside help on defense.

An encouraging word during a timeout.

A taunt from the bench.

A victory dance.

JUST DO IT.



2006-07 BYU BASKETBALL RADIO/TV ROSTER



RASHAUN BROADUS
Senior, Guard
6-0, 190




MIKE ROSE
Senior, Guard
6-3, 185



KEENA YOUNG
Senior, Forward
6-6, 215




JORDAN CAMERON
Freshman, G/F
6-5, 220




VUK IVANOVIC
Junior, F/C
6-10, 250



AUSTIN AINGE
Senior, Guard
6-2, 180



FERNANDO MALAMAN
Senior, Forward
6-9, 220



SAM BURGESS
Junior, Guard
6-3, 190



JIMMY BALDERSON
Senior, Guard
6-6, 205



BEN MURDOCK
Junior, Guard
6-2, 185




LEE CUMMARD
Sophomore, Guard
6-6, 180




BROCK ZYLSTRA
Freshman, G/F
6-6, 205




TRENT PLAISTED
Sophomore, F/C
6-11, 245



JONATHAN TAVERNARI
Freshman, G/F
6-6, 215



GAVIN MACGREGOR
Sophomore, F/C
6-9, 235



DAVE ROSE
Head Coach
Second Season

BYU BASKETBALL

