


BRIGHAM YOUNG UNIVERSITY
BASKETBALL



PREPARE 
FOR COMBAT

**DRIVE HARD TO THE HOOP,
SLOW DOWN FOR NO ONE**

LeBron James is wearing NIKE Pro Combat Hyperstrong Compression Basketball Top, Hyperstrong Basketball Vis Short, Hyperstrong Elbow Sleeve and the NIKE Soldier II Shoes



The 2010 BYU Basketball Almanac has been designed to provide local, regional and national media with useful information about the BYU basketball program, its history and tradition. Additionally, information is available via the online media guide at byucougars.com. Should you require additional information, such as photographs, video or additional media guides, please contact the BYU Athletic Communications office at (801) 422-8948. We appreciate your coverage of BYU basketball and look forward to working with you this season.

BYU BASKETBALL - WINNING TRADITION

- 1951 NIT Champions
- 1966 NIT Champions
- 25 NCAA Tournament Appearances
- 28 Regular Season Conference Championships
- No. 21 all-time in NCAA in total victories
- NCAA Academic Progress Rate recognition – four-straight years
- 2007, 2008 and 2009 Conference Champions
- .800 – Dave Rose's conference winning percentage
- 127-40 (.760) – Dave Rose's coaching record
- 10 postseason invitations in last 11 years
- 53-game home winning streak from 2005 to 2008
- 139-13 home record in last 10 years
- 2009-10 final rankings of No. 17 (AP Poll), No. 22 (Coaches Poll)
- Four-straight seasons ranked in the top 25
- Four-straight 25-win seasons
- Four-straight NCAA Tournament appearances
- Program record 30 victories in 2009-10
- 15-game win streak in 2009-10, second longest in program history
- Ranked No. 1 in free throw percentage in the nation (2010)
- Ranked No. 2 in scoring offense in the nation (2010)
- Ranked No. 2 in scoring margin in the nation (2010)
- Ranked No. 2 in three-point field goal percent. in the nation (2010)
- Ranked No. 6 in turnover margin in the nation (2010)
- Ranked No. 10 in won-loss percentage in the nation (2010)
- Ranked No. 13 in field goal percentage in the nation (2010)
- Ranked No. 22 in assists per game in the nation (2010)
- Ranked No. 23 in steals per game in the nation (2010)



1
INTRODUCTION

Winning Tradition 1
 Table of Contents 2
 2010-11 Schedule 3
 Quick Facts 4-5
 Season Preview 6-8
 Rosters 9

10
MEET THE COUGARS

Jackson Emery 10-13
 Jimmer Fredette 14-17
 Logan Magnusson 18-19
 Charles Abouo 20-21
 James Anderson 22-23
 Noah Hartsock 24-25
 Chris Collinsworth 26-27
 Brandon Davies 28-29
 Nick Martineau 30-31
 Brock Zylstra 32-33
 Kyle Collinsworth 34
 Stephen Rogers 34
 Anson Winder 35
 Game-by-Game Statistics . . . 36-46

47
BYU COACHING STAFF

Dave Rose 48-51
 Dave Rice 52
 Terry Nashif 52
 Tim LaComb 53
 Mike Hall 53
 Basketball Support Staff 54

55
THE UNIVERSITY

Athletic Administration 55
 This is BYU 56-57
 Marriott Center 58-63
 BYU Athletic Excellence 64-65

66
OPPONENTS/CONFERENCE

MWC Information 66-67
 MWC 2010 Standings 68
 MWC Tournament History . . . 68-69
 All-Time Series Records 70-71
 Opponents Profiles 72-83
 2011 MWC Tournament 84
 Series vs. Opponent Results . . 85-95

96
BYU HOOPS HISTORY


BYU Basketball Tradition 96-97
 BYU's Conference Success 98-99
 Conference Championships 100-101
 All-Time Results 102-118
 All-Time Letterman 119-121
 Coaching Records 122-123
 Cumulative Stats 124-125
 NCAA Tournament Results 126
 NIT Results 127
 Tournament Results 128

129
ALL-TIME HONORS

Danny Ainge 130-131
 Kresimir Cosic 132
 Stan Watts 133
 All-Americans 134
 Conference Honors 135
 All-Conference Performers 136-137
 Cougars in the Pros 138-139

140
BYU HOOP RECORDS

Individual Records 141-146
 1,000 Point Club 147-151
 Team Records 152
 Marriott Center Records 153
 NCAA Game Highs 154



NIT Game Highs 155
 NCAA Record Book 156
 BYU Poll History 156
 BYU vs. Ranked Teams 157-159

160
2009-10 SEASON REVIEW

Season Review 160-162
 Season Game Results 161
 MWC and NCAA Statistics 163
 Team Game-by-Game 164
 Individual Game-by-Game 165
 Individual Statistics 166-167
 Game-by-Game Leaders 168
 Individual Game Highs 169
 Team Game Highs/Lows 170
 Category Leaders 171
 Season Honors 172
 Game Reviews/Box Scores 173-208

MEDIA GUIDE CREDITS

Produced by: Jeff Wood, Dave Broberg
and Kyle Chilton

Layout & Design by: Jeff Wood

Editorial content provided by: Kyle
Chilton

Editing by: Jordan Christiansen, Kenny
Cox, Jake Drzayich, Morgan Jones

Photography by: Mark Philbrick, Jaren
Wilkey, Kenny Crookston

Printing by: BYU Print Services

2010-2011 SCHEDULE

DATE	DAY	OPP	PLACE	TIME	TV
Oct. 27	Wed	Cougar Tipoff*	Provo, Utah	7:00 pm	none
Oct. 29	Fri	Laval*	Provo, Utah	7:00 pm	none
Nov. 5	Fri	BYU-Hawaii*	Provo, Utah	7:00 pm	BYUtv
Nov. 12	Fri	Fresno State	Provo, Utah	7:00 pm	none
Nov. 17	Wed	Utah State	Provo, Utah	7:00 pm	The Mtn
Nov. 20	Sat	Chicago State ^	Provo, Utah	8:00 pm	BYUtv
Nov. 23	Tues	Miss. Valley State ^	Provo, Utah	7:00 pm	BYUtv
Nov. 26	Fri	South Florida ^	South Padre Island, Texas	5:00 pm	FCS
Nov. 27	Sat	St. Mary's/Texas Tech ^	South Padre Island, Texas	TBA	FCS
Dec. 1	Wed	Creighton#	Omaha, Neb.	7:00 pm	none
Dec. 4	Sat	Hawaii (ESA)	Salt Lake City, Utah	4:00 pm	BYUtv
Dec. 8	Wed	Vermont	Glens Falls, N.Y.	7:00 pm	CBS C
Dec. 11	Sat	Arizona (ESA)	Salt Lake City, Utah	4:00 pm	BYUtv
Dec. 18	Sat	UCLA+	Anaheim, Calif.	2:30 pm	FSN/FSW
Dec. 21	Tue	Weber State	Ogden, Utah	7:00 pm	none
Dec. 23	Thu	UTEP	Provo, Utah	7:00 pm	none
Dec. 30	Thu	Buffalo	Buffalo, N.Y.	7:00 pm	none
Jan. 1	Sat	Fresno Pacific	Provo, Utah	7:00 pm	none
Jan. 5	Wed	UNLV	Las Vegas, Nev.	7:00 pm	CBS C
Jan. 8	Sat	Air Force	Provo, Utah	1:00 pm	The Mtn
Jan. 11	Tue	Utah	Salt Lake City, Utah	6:30 pm	The Mtn
Jan. 18	Tue	TCU	Provo, Utah	8:00 pm	The Mtn
Jan. 22	Sat	Colorado State	Fort Collins, Colo.	7:00 pm	The Mtn
Jan. 26	Wed	San Diego State	Provo, Utah	8:00 pm	CBS C
Jan. 29	Sat	New Mexico	Albuquerque, N.M.	2:00 pm	VERSUS
Feb. 2	Wed	Wyoming	Laramie, Wyo.	6:00 pm	The Mtn.
Feb. 5	Sat	UNLV	Provo, Utah	2:00 pm	VERSUS
Feb. 9	Wed	Air Force	USAFA, Colo.	8:00 pm	The Mtn
Feb. 12	Sat	Utah	Provo, Utah	4:00 pm	The Mtn
Feb. 19	Sat	TCU	Fort Worth, Texas	3:30 pm	The Mtn
Feb. 23	Wed	Colorado State	Provo, Utah	6:00 pm	The Mtn
Feb. 26	Sat	San Diego State	San Diego, Calif.	11:00 am	CBS
Mar. 2	Wed	New Mexico	Provo, Utah	8:00 pm	The Mtn
Mar. 5	Sat	Wyoming	Provo, Utah	1:30 pm	The Mtn
Mar. 9-12	MWC Tournament		Las Vegas, Nev.	TBA	The Mtn/CBSC/VS

* Exhibition

^ South Padre Island Invitational


Mountain West-Missouri Valley Challenge

+ Wooden Classic



COUGAR BASKETBALL 2010-2011

::Quick Facts



UNIVERSITY INFORMATION

Location: Provo, Utah
 Founded: Oct. 15, 1875
 Elevation: 4,553 feet
 Enrollment: 33,278
 Nickname: Cougars
 Mascot: Cosmo
 Colors: Dark Blue and White
 Arena (capacity): Marriott Center (22,700)
 Conference: Mountain West Conference
 President: Cecil O. Samuelson
 Athletics Director: Tom Holmoe

BYU TEAM INFO

2009-10 Overall Record: 30-6
 Conference Record/Finish: 13-3 (2nd MWC)
 2010 Postseason: NCAA, 1-1,
 lost to Kansas State, 84-72 (2nd Round)
 2010 Final National Ranking: 17/22
 Starters Returning/Lost: 3/2
 Lettermen Returning/Lost: *10/5
 Newcomers: 3
 *Includes two letterwinners returning
 who did not play in games last year

BASKETBALL STAFF

Head Coach: Dave Rose
 Alma Mater (year): Houston (1983)
 Record at School (years): 127-40 (6th year)
 Career Div. I Record (years): same

Office phone for head coach: Call SID
 Best time/day to reach coach: Call SID
 Basketball Office Fax: (801) 422-5965
 Associate Head Coach (Alma Mater, year):
 Dave Rice (UNLV, 1991)
 Assistant Coaches (Alma Mater, year):
 Terry Nashif (BYU, 2005)
 Tim LaComb (Utah, 2006)
 Director of Basketball Operations:
 Mike Hall (BYU, 2005)


PROGRAM HISTORY

First Year of Basketball: 1903
 Overall All-Time Record: 1608-1000 (.617)
 Winning Seasons: 87 (last 2010)
 Conference Championships: 28 (last 2009)
 Postseason Appearances (record): 35 (24-36)
 Total NCAA Appearances (record): 25 (12-28)
 Last NCAA Appearance: 2010
 Result: (1-1) lost, NCAA Second Round
 (Oklahoma City) vs. Kansas State, 84-72
 Total NIT Appearances (Record): 10 (12-8)
 Last NIT Appearance: 2006
 Result: (0-1) lost at Houston, 77-67



MEDIA RELATIONS

Basketball Media Relations: Kyle Chilton
 Office Phone:801-422-4909
 Cell Phone:801-372-4401
 Email: kyle_chilton@byu.edu
 Associate AD Communications: Duff Tittle
 Office Phone:801-422-8948
 Cell Phone:801-372-4401
 Email: duff_tittle@byu.edu
 Media Relations Main Office:801-422-8948
 Media Relations Fax:801-422-0633
 Website: www.byucougars.com
 Address:30 SFH, Provo, UT 84602-2239
 Marriot Center Pressrow Phone: . . .801-422-3675





THIS IS COUGAR BASKETBALL



2010-11 COUGAR BASKETBALL SEASON PREVIEW


Coming off a record-setting 30 win season and a trip to the second round of the NCAA Tournament in 2010, BYU men's basketball will look to continue its successful run under head coach Dave Rose. After guiding the Cougars to 20 wins in his first season, Rose has led BYU to four-straight 25-plus win seasons, four-straight trips to the NCAA Tournament and four-straight seasons ranked in the top 25. Rose has also led the Cougars to three Mountain West Conference regular season titles and two second-place finishes.

BYU finished the 2009-10 season 30-6 overall — a program record for victories in a season — and 13-3 in the MWC. The Cougars were ranked as high as 10 in the national rankings and finished the season No. 17 in the AP Poll and 22 in the Coaches Poll, the highest rankings to end a season since the 1987-88 campaign.

With a 127-40 record through five seasons, Rose has produced a five-year resume that is nearly unmatched and ranks among the best in the history of NCAA Division I basketball. His 127 victories place him fifth for best career starts by wins in NCAA history, ahead of the likes of Jerry Tarkanian, Jim Boeheim and Thad Matta. He currently holds the school record for winning percentage (.760) and the MWC record for winning percentage in league games (.800). He and his wife Cheryl also continue to involve themselves in numerous community efforts, including the Children with Cancer Christmas Foundation.

With the return of the backcourt combo of seniors Jimmer Fredette and Jackson Emery — who will be starting together for a third-straight year — and eight other lettermen, BYU is loaded with the talent and experience to compete for the 2011 MWC title and make noise on the national scene. Fredette returns after earning five All-America honors, first-team All-MWC status and district player of the year honors. He averaged team highs of 22.1 points and 4.7 assists while hitting .440 from three and .892 from the free throw line. Emery was named second-team All-MWC, MWC All-Defensive and All-District while finishing second in scoring (12.5 ppg), rebounding (4.5 rpg) and assists (2.7 apg) and setting a school record with 91 steals.

Depth, along with experience, will be a strength at the point and wing positions. Junior Charles Abouo is one of the team's best rebounders and defenders and has improved offensively every year since stepping on campus. Last season he averaged 4.6 points and 3.1 rebounds and will compete for the starting three spot vacated by Tyler Haws who is currently serving a two-year mission for The Church of Jesus Christ



JACKSON EMERY

of Latter-day Saints in the Philippines. Also returning are sophomores Brock Zylstra, who played in 20 games last season, and Nick Martineau, who played in 20 games in 2007-08 prior to serving a mission in Chile.

Freshmen Kyle Collinworth and Anson Winder bring versatility to the guard line. Collinworth is a three-time all-state honoree from Provo High School where he averaged a near triple-double as a senior when he was named Mr. Basketball. He will likely see time at the point and at the wing positions. Winder is an athletic wing player from Bishop Gorman High School in Las Vegas. He helped his team win back-to-back state titles his junior and senior seasons. Mesa Community College transfer Stephen Rogers will add depth to the wing and the four positions. Rogers, 6-foot-8, is a proven scorer as he averaged 21.3 points at Mesa while earning junior college All-America honors.

In addition to the starting backcourt remaining intact, Rose has the luxury of Noah Hartsock returning at the four, where he started 30 of 36 games in 2009-10. Hartsock was the team's leading rebounder (5.1 rpg) and shot blocker (46) and added 6.5 points per game on .554 shooting. Joining him down low will be Brandon Davies, who averaged 5.4 points and 3.0 rebounds during his freshman campaign. The Cougars will be hoping for a breakout season from the sophomore who demonstrated great offensive ability a year ago.


Other returnees from a year ago that will contribute on the post include junior James Anderson and senior Logan Magnusson. Anderson played in 29 games and shot .480 from the field and .667 from the free throw line while Magnusson appeared in 23 games. Sophomore Chris Collinworth will also look to make an impact in his first season back after serving a two-year LDS in Australia. As a freshman in 2007-08, he averaged 3.2 points and 4.8 rebounds.

Following is a position-by-position breakdown of the 2010-11 Cougars.

POINT
Jimmer Fredette returns for his senior season after pulling his name out of the

POINT

Jimmer Fredette returns for his senior season after pulling his name out of the




JIMMER FREDETTE

2010 NBA Draft. The 6-foot-2 Glens Falls, N.Y., native earned five All-America honors last season and was named first-team All-MWC and the USBWA District VIII Player of the Year. Fredette gained momentum with 49 points and nine threes — both BYU records — in a win at Arizona and burst onto the national scene with 37 points in BYU's 99-92 double-overtime win over Florida in the first round of the NCAA Tournament. In all he posted 20-plus points 22 times, 30-plus points eight times and 40-plus twice. In addition to his scoring, Fredette dished out a team-best 4.7 assists per game while shooting .440 from three and .892 from the free throw line.

With the graduation of Lamont Morgan, Jr., and the transfer of Michael Loyd, Jr., the Cougars will look to freshmen Kyle Collinworth and Anson Winder and returned missionary Nick Martineau for minutes backing up Fredette. Collinworth was a three-time all-state honoree at Provo High and was the state's best player as a senior. Winder helped Bishop Gorman win two Nevada state titles while Martineau saw time in 20 games in 2007-08.

WING

The Cougars return one of the top defenders and three-point shooters in the Mountain West Conference in senior Jackson Emery — a backcourt starter with Fredette since the beginning of the 2008-09 season. Emery set the BYU record and tied the MWC record with 91 steals last season while



COACH ROSE



hitting 85 threes, tied for second all-time in Cougar history. His defensive abilities earned him a spot on the MWC All-Defensive team for the second-straight season. Emery was also named to the All-MWC Second Team and received All-District honors from the USBWA and the NABC.

Junior Charles Abouo is back after playing valuable minutes off the bench last season. He will compete for the minutes vacated by Tyler Haws, who started 33 games last season and is currently serving an LDS mission in the Philippines. Abouo averaged 4.6 points and 3.1 boards while shooting .407 from three-point range. Other returnees who will compete for time on the wing include sophomore Brock Zylstra and senior Logan Magnusson. Magnusson played in 23 games in 2009-10 while Zylstra appeared in 20.

The versatile freshman duo of Collinsworth and Winder will also contribute at the wing position. Both players possess athleticism and excellent ball-handling skills. Stephen Rogers will compete for time on the wing after an All-America freshman year at Mesa Community College. The 6-foot-8 sophomore has the ability to shoot from the outside and shoots a high percentage from the free throw line.

POST

Despite Chris Miles graduating, BYU will be very experienced at the post in 2010-11. Junior Noah Hartsock started 30 games at the four last season and contributed 6.5 points and a team-best 5.1 boards while shooting .554 from the field and .864 from the free throw line. Sophomore Brandon Davies is a candidate to see increased playing time with Miles' departure. A talented low-post scorer, Davies averaged 5.4 points and 3.0 rebounds in 2009-10 while shooting .539 from the field.

Also returning is junior James Anderson. The 6-foot-10 Page, Ariz., native gives the Cougars an experienced shot-blocking presence and another potential scorer on the blocks. Magnusson and Rogers give the coaching staff two more options for minutes in the post.

Returned missionary Chris Collinsworth will compete for time on the blocks. In 2007-08 he averaged 4.8 rebounds in 15.9 minutes per game. In conference play he averaged 5.3 boards per contest, tied for fourth in the MWC. An athletic and versatile player, Collinsworth also has an outside shot.



2010-11 BYU NUMERICAL ROSTER

No.	Name	Pos.	Ht.	Wt	Yr.	Exp.	Hometown (Previous School)
0	Brandon Davies	F	6-9	235	So.	1L	Provo, Utah (Provo HS)
1	Charles Abouo	G/F	6-5	215	Jr.	2L	Abidjan, Cote d'Ivoire (Brewster Academy)
4	Jackson Emery	G	6-3	190	Sr.	3L	Alpine, Utah (Lone Peak HS)
12	Logan Magnusson	F	6-6	210	Sr.	1L	Heber City, Utah (Salt Lake CC)
13	Brock Zylstra	G/F	6-6	210	So.	1L	La Verne, Calif. (Bonita HS)
14	Nick Martineau	G	6-0	170	So.	1L	Fruit Heights, Utah (Davis HS)
15	James Anderson	F/C	6-10	240	Jr.	2L	Page, Ariz. (Page HS)
20	Anson Winder	G	6-3	195	Fr.	HS	Las Vegas, Nev. (Bishop Gorman HS)
21	Stephen Rogers	F	6-8	195	So.	TR	Mesa, Ariz. (Mesa CC)
31	Kyle Collinsworth	G	6-6	210	Fr.	HS	Provo, Utah (Provo HS)
32	Jimmer Fredette	G	6-2	195	Sr.	3L	Glens Falls, N.Y. (Glens Falls HS)
34	Noah Hartsock	F	6-8	230	Jr.	2L	Bartlesville, Okla. (Bartlesville HS)
41	Chris Collinsworth	F	6-9	235	So.	1L	Provo, Utah (Provo HS)

COACHING STAFF

Head Coach:	Dave Rose, 6th year (Houston, 1983)
Alma Mater:	Houston, 1983
Hometown:	Houston, Texas
Overall Record:	127-40 (6th year)
School Record:	127-40 (6th year)
Playing Career:	Houston, 1980-83
Associate Head Coach:	Dave Rice, 6th year (UNLV, 1991)
Assistant Coaches:	Terry Nashif, 4th year (BYU, 2005) Tim LaComb, 1st year (Utah, 2006)
Dir. Basketball Operations:	Mike Hall, 1st year (BYU, 2005)
Team Trainer:	Robert Ramos, 9th year (BYU, 1995)

2010-11 BYU ALPHABETICAL ROSTER

No.	Name	Pos.	Ht.	Wt	Yr.	Hometown (Previous School)
1	Charles Abouo	G/F	6-5	215	Jr.	Abidjan, Cote d'Ivoire (Brewster Academy)
15	James Anderson	F/C	6-10	240	Jr.	Page, Ariz. (Page HS)
41	Chris Collinsworth	F	6-9	235	So.	Provo, Utah (Provo HS)
31	Kyle Collinsworth	G	6-6	210	Fr.	Provo, Utah (Provo HS)
0	Brandon Davies	F	6-9	235	So.	Provo, Utah (Provo HS)
4	Jackson Emery	G	6-3	190	Sr.	Alpine, Utah (Lone Peak HS)
32	Jimmer Fredette	G	6-2	195	Sr.	Glens Falls, N.Y. (Glens Falls HS)
34	Noah Hartsock	F	6-8	230	Jr.	Bartlesville, Okla. (Bartlesville HS)
12	Logan Magnusson	F	6-6	210	Sr.	Heber City, Utah (Salt Lake CC)
14	Nick Martineau	G	6-0	170	So.	Fruit Heights, Utah (Davis HS)
21	Stephen Rogers	F	6-8	195	So.	Mesa, Ariz. (Mesa CC)
20	Anson Winder	G	6-3	195	Fr.	Las Vegas, Nev. (Bishop Gorman HS)
13	Brock Zylstra	G/F	6-6	210	So.	La Verne, Calif. (Bonita HS)

4

JACKSON EMERY

SENIOR • GUARD • 6-3 • 190 • ALPINE, UTAH



SUMMARY: Known for his competitiveness and clutch play, Jackson Emery is a quick player and solid defender with outstanding leaping ability. A good shooter from long range, he also has the athleticism and creativity to convert inside when going to the basket. He was a solid contributor as a freshman prior to leaving for a two-year Church mission. In 2008-09 as a sophomore, Emery started 32 of 33 games and was named to the MWC All-Defensive Team. He averaged 7.8 points, 3.8 rebounds and 3.0 assists while adding 49 steals. Emery helped BYU win a share of the MWC regular season title and a spot in the NCAA Tournament. As a junior Emery established himself as one of the top defensive players and long distance shooters in the MWC as he set a BYU record and tied an MWC record with 91 steals and hit 85 threes, tied for second in BYU history. He averaged 12.5 points, 4.5 boards and 2.7 steals per game. Emery was the top player in Class 4A from the state of Utah as a senior and was named Utah's Mr. Basketball.

JUNIOR (2009-10): Named to All-MWC Second Team and MWC All-Defensive Team ... earned USBWA All-District VIII honors ... named to NABC All-District 17 Second Team ... named Academic All-MWC ... earned CollegeHoops.net High-Major All-America Honorable Mention honors ... a member of the 2010 NABC Honors Court ... a team captain and received team Competitive Spirit Award ... played in and started 35 games ... was second on the team in scoring (12.5 ppg), rebounding (4.5 rpg) and assists (2.7 spg) ... led the team with a BYU record 91 steals and added 11 blocks ... made 85 threes, tied for second-most in school history ... shot .487 from the field, .431 from three and .744 from

the free throw line ... was ranked in the top 10 in five MWC statistical categories ... was 10th in the nation in steals per game ... scored in double figures 23 times and 20-plus points 4 times ... had multiple steals 25 times ... led the team in scoring 4 times, rebounds 9 times, assists 8 times and steals 25 times ... had 13 points, 3 assists, 2 rebounds, 1 block and 1 steal vs. Kansas State in the second round of the NCAA Tournament ... posted 8 points, 7 rebounds, 1 assist and 1 steal vs. Florida in the first round of the NCAA Tournament ... totaled 8 points, 3 rebounds, 2 assists and 2 steals at UNLV in the MWC Semifinals ... posted 15 points on 4-of-5 shooting from three and added 7 rebounds, 3 assists and 2 steals vs. TCU in the MWC Quarterfinals ... scored 22 points on 8-of-10 shooting from the field and 5-of-6 from three with 5 assists, 5 steals, 2 blocks and 2 rebounds at TCU ... at Utah, scored 11 points and had 3 rebounds, 3 assists and 2 steals ... went for 11 points, 7 rebounds, 5 steals and 1 assist vs. New Mexico ... hit 6-of-7 from the field for 17 points to go with 7 boards, 3 assists and 5 steals vs. San Diego State ... at Wyoming, scored 10 points with 5 rebounds, 2 assists and 1 steal ... hit 6-of-10 from the field and 2-of-3 from three for 16 points while securing a steal to set the BYU single season steal record (67) at Colorado State ... shot 7-for-9, 4-for-6 from three for 18 points, 5 rebounds, 3 assists and 1 steal against Air Force ... had 10 points, 3 rebounds, 1 assist and 1 steal at UNLV ... went for 12 points, 6 assists, 4 rebounds, 2 blocks and 2 steals in 37 minutes against TCU ... filled the scoresheet with 8 points, 7 rebounds, 6 steals (tied career high) and 4 assists against Utah ... scored 8 points, adding 6 boards and 3 steals

at New Mexico ... at San Diego State, had 5 boards, 4 assists, 3 steals and 2 points ... recorded 15 points, 5 boards, 4 steals, 3 assists and 1 block against Wyoming ... had 7 points, 3 steals, 3 rebounds, and an assist against Colorado State ... scored a game-high 21 points, hitting 5 threes, adding 5 rebounds, 3 assists, 2 steals and 1 block in 34 minutes at Air Force ... tied his career high for assists with 9, stealing the ball 4 times and adding 8 points and 2 rebounds at UTEP ... played a team-high 34 minutes against UNLV, scoring 9 points, including a game-clinching fade-away basket, and adding 3 rebounds, 2 steals and 1 assist ... flirted with a triple-double at Arizona with 13 points, 8 assists, 7 rebounds, 2 steals and 1 block in 31 minutes ... named to the HoopTV Las Vegas Classic All-Tournament Team after averaging 24.0 points, 3.0 assists, 3.0 steals and 5.0 rebounds ... against Nebraska had 23 points on 6-of-9 shooting from the field, 4-of-6 shooting from downtown and 7-of-7 shooting from the free throw line while adding a career-best 8 rebounds, 3 steals and 3 assists ... scored a career-high 25 points against Nevada in the HoopTV Las Vegas Classic, hitting 8-of-12 from the field, 5-of-7 from three and 4-of-4 from the free throw line while adding 3 assists and 3 steals ... shot 6-of-7 for 15 points, 7 rebounds, 4 assists and 3 steals at home against Eastern Washington ... had 5 assists, all in the first half, in addition to 3 rebounds, 2 points and 2 blocks against Wagner ... at Fresno State, posted 4 steals and 4 points ... tied a career-high with 5 three-pointers, attempting a career-high 9 to score 17 points and adding 5 rebounds, 2 assists and 1 steal in a win against Arizona State ... led the team with 14 points, adding 4 rebounds, 4 steals and 2 assists in a team-high 29

JACKSON EMERY CAREER TOTALS

YEAR	GP	GS	MIN	AVG	FG	FGA	PCT	3FG	3FGA	3PCT	FT	FTA	PCT	OFF	DEF	TOT	AVG	PF	FO	A	AVG	TO	BLK	STL	PTS	AVG
2005-06	29	6	279	9.6	28	70	.400	13	43	.302	10	13	.769	14	27	41	1.5	38	1	19	0.7	19	7	10	79	2.8
2008-09	33	32	942	28.5	85	177	.480	40	106	.377	48	65	.738	16	109	125	3.8	88	5	100	3.0	36	10	47	258	7.8
2009-10	35	35	1011	28.9	145	298	.487	85	197	.431	61	82	.744	27	129	156	4.5	90	1	96	2.7	42	11	91	436	12.5
Total	96	73	2232	23.3	258	545	.473	138	346	.399	119	160	.744	57	265	322	3.4	216	7	215	2.2	97	28	148	773	8.1

minutes against San Francisco ... played 26 minutes with an injured foot at Utah State, scoring 8 points with 1 steal ... ignited a second half run from the three-point line against Weber State, finishing 4-of-6 from behind the arc for 15 points, 3 rebounds, 2 steals and 1 assist ... against Southern, scored a team-high 16 points, shooting 4-of-6 from long distance, adding 5 steals, 3 rebounds and 2 assists ... scored 11 points and added 6 rebounds, 3 steals, 2 assists, and 1 block at Hawaii ... tied his career


high with 19 points vs. Idaho State while hitting a career-best 5 threes (5-of-8) and adding a career-best 7 rebounds, 3 assists and 3 steals ... scored 5 points and added 6 rebounds, 2 assists and 1 steal against Bradley.

SOPHOMORE (2008-09): Named to MWC All-Defensive Team ... earned Academic All-MWC ... named Most Inspirational Player at postseason banquet ... played in all 33 games and started 32 ... averaged 7.8 points, 3.8

boards and 3.0 assist per game ... added 10 blocks and 47 steals, third most on the team ... shot .480 from the field, .377 on threes and .738 from the free throw line ... scored in double figures 9 times on the season ... led the team in assists 6 times ... was fifth in the MWC in steals and first in assist/turnover ratio ... was 10th in the NCAA in assist/turnover ratio ... scored 8 points on 2-of-4 shooting from downtown against Texas A&M in the NCAA Tournament ... had 5 points, 1 assist and 2 steals in

CAREER HIGHS

POINTS: 25 vs. Nevada (2009)
 FG MADE: 8 vs. Nevada (2009), at AFA (2010), at TCU (2010)
 FG ATT: 13 at Air Force (2010)
 FG %: .857 (6-7) vs. EWU (2009), vs. SDSU (2010)
 3FG MADE: 5, five times, last at TCU (2010)
 3FG ATT: 10 at Air Force (2010)
 3FG %: 1.000 (3-3) vs. UNM (2009)
 FT MADE: 7 vs. Air Force (2009), vs. Nebraska (2010)
 FT ATT: 9 vs. Air Force (2009)
 FT %: 1.000 (7-7) vs. Nebraska (2010)
 REB: 8 vs. Nebraska (2009)
 ASSISTS: 9 at Pepperdine (2008), at UTEP (2010)
 BLOCKS: 2, four times, last at TCU (2010)
 STEALS: 6 vs. Air Force (2009), vs. Utah (2010)
 MINUTES: 40 vs. Air Force (2009), vs. Florida (2010)





the MWC semifinals against San Diego State ... posted 4 points, 4 rebounds, 3 assists, 1 block and 1 steal vs. Air Force in the MWC quarterfinals ... totaled 15 points, 6 rebounds, 1 assist and a career-best 6 steals against Air Force ... had 5 points, 3 rebounds, 6 assists and 1 steal at Wyoming ... against Utah scored 5 points and had 4 rebounds, 1 assist and 2 steals ... at San Diego State scored 12 points - 10 in the second half - while hitting 3-of-7 from the field, 2-of-5 from downtown and 4-of-4 from the free throw line ... added 6 rebounds, 4 assists and 2 steals against the Aztecs ... scored 6 points on 3-of-6 shooting from the field at UNLV ... added 4 rebounds, 4 assists and 1 steal against the Rebels ... scored a career-high 19 points on a career-best 7 made field goals vs. New Mexico while tying a career high with 6 rebounds ... also had 2 assists and 2 steals ... set career-best shooting percentage marks while hitting 7-of-9 from the field and 3-of-3 from downtown against the Lobos ... hit 2-of-3 from downtown for 6 points at TCU ... added 1 rebound and 1 assist ... dished out 8 assists to go with 3 points, 3 rebounds and 1 steal against Colorado State ... at Air Force scored 8 points, including 2 threes in the second half to help the Cougars pull away ... added 3 rebounds, 2 assists, a career-high 2 blocks and 2 steals against the Falcons ... had 2 assists and 1 rebound against Wyoming ... totaled 7 points, 6 rebounds, 3 assists, 1 block and 2 steals at Utah ... scored 9 points and added 5 rebounds, 2 assists and 1 steal against San Diego State ... hit 2-of-5 from downtown against the Aztecs ... contributed 11 points, 4 rebounds, 4 assists and 1 steal against UNLV ... hit all 4 free throw attempts against the Rebels ... at New Mexico tied a career high with 6 rebounds ... added 2 assists and 1 steal against the Lobos ... scored 11 points on 4-of-6 shooting and added 5 rebounds, 4 assists, 1 block and 1 steal against TCU ... hit a three against the Horned Frogs ... hit 3-of-5 from the field

and 2-of-4 from downtown for 8 points at Colorado State ... added 3 rebounds, 3 assists, 1 block and 2 steals against the Rams ... posted 5 rebounds and 3 assists against Western Oregon ... hit 1-of-2 from the line against the Wolves ... had his fourth double-figure game of the season with 13 points against Wake Forest ... added 5 rebounds, 3 assists and 2 steals against the Demon Deacons ... scored 5 points and added 6 rebounds at Tulsa ... totaled 5 points, 3 rebounds, 3 assists and 2 steals against Arizona State ... scored 10 points on 3-of-5 shooting and had 5 rebounds, 4 assists and 1 block against Portland ... hit 2-of-3 from downtown and 2-of-2 from the free throw line against the Pilots ... scored 14 points on 5-of-7 shooting from the field, 2-of-4 shooting from downtown and 2-of-2 shooting from the free throw line against Boise State ... added 2 rebounds, 2 assists and 2 steals against the Broncos ... against Utah State at Energy Solutions Arena scored 9 points and had 6 rebounds, 1 block and 5 steals ... hit 2-of-3 from downtown at Weber State for 6 points ... added 2 rebounds, 2 assists and 2 steals against the Wildcats ... against Idaho State scored a career-high 15 points on 6-of-9 shooting from the field and 2-of-4 shooting from three-point range ... added 4 rebounds, 2 assists and a career-high 3 steals ... had 9 points, 3 rebounds, 3 assists, 1 steal and 1 block against Cal Poly ... hit 3-of-3 from the field ... scored 8 points on 3-of-4 shooting, including 2-of-3 on threes, against Rice ... added 5 rebounds and 3 assists ... scored 8 points and handed out 5 assists in 23 minutes against North Florida ... scored 9 points and dished out a career-best 9 assists at Pepperdine ... added 2 steals and 2 rebounds while hitting 3-of-5 from the field and from the free throw line ... scored 3 points to go with 5 rebounds and 3 assists against Long Beach State ... completed a three-point play with 12:12 remaining in the second half to give BYU a 43-42 lead.

FRESHMAN (2005-06): Provided a consistent spark for BYU and was a top perimeter defender as a true freshman in 2005-06 ... played in 28 of 29 games with six starts ... averaged 2.8 points and 1.5 rebounds ... scored in double figures twice and led BYU in rebounds and assists once each.

BEFORE BYU: LONE PEAK HIGH SCHOOL: All-America nominee ... named the 2005 Mr. Basketball (Deseret Morning News), 4A-MVP (Salt Lake Tribune) and All-Valley (Daily Herald) while leading the Knights to the Class 4A State Championship his senior year ... averaged 20.8 points, 8.7 rebounds and 3.6 assists while recording 86 steals, nearly four a game, and 40 blocks during the season ... scored 24.8 points per game during the state tournament to earn MVP honors, finishing with 27 points on 7-of-11 shooting, 4-of-6 from three-point range, 9-of-10 free throws, 8 rebounds, 6 assists, 5 steals and 1 block in the title game against Box Elder ... knocked down a 40-foot shot at the first-period buzzer, and followed that with another clutch three-pointer just before the halftime horn ... all-time Lone Peak steals leader and second all-time in scoring ... career highlights of 11 steals, 30 points and one triple-double ... graduated with honors (3.957 GPA) ... involved in Operation Smile ... also played for the Salt Lake Metro basketball club.


PERSONAL: Parents are Derek and Patti Emery ... has two brothers, Nick and Alex, and one sister, Annie ... married Chereese Creer in fall 2008 ... served a mission for The Church of Jesus Christ of Latter-day Saints in Mexico ... sports hero is Michael Jordan ... began playing basketball with his dad as a child ... enjoys March Madness and reading Harry Potter ... recruited by Utah, Princeton, Air Force, Utah State, Weber State, Snow College, Westminster, UVSC and Dixie State College.



32

JIMMER FREDETTE

SENIOR • GUARD • 6-2 • 195 • GLENS FALLS, N.Y.



SUMMARY: A prolific scorer, guard Jimmer Fredette is a tough, hard-nosed competitor who was ranked by ESPN.com among the nations top 75 high school shooting guards. Known for his shooting touch, Fredette set the league scoring record at Glens Falls High School (Glens Falls, N.Y.) with 2,404 career points. He was a significant contributor as a freshman, averaging 7.0 points off the bench. In 2008-09 he became BYUs first point guard to earn first-team all-conference honors since Marty Haws in 1990. Fredette averaged 16.2 points and 4.1 assists while contributing a team-best 50 steals. Fredette was inducted into the Capital District Basketball Hall of Fame in the summer of 2009. In 2009-10, Fredette's junior season, he raised his game to another level, averaging 22.1 points and 4.7 assists. Fredette was named to five All-America teams and led the Cougars to a program record 30 wins and the second round of the NCAA Tournament.

JUNIOR (2009-10): Earned five All-America honors (Basketball Times Second Team, NABC State Farm Coaches' Division I Third Team, Lute Olson, AP Honorable Mention, Sporting News Third Team) ... named to All-MWC First Team received All-District honors from the USBWA and NABC ... named USBWA District VIII Player of the Year ... received MWC All-Tournament honors ... named a first-team High Major All-American by Collegehoops.net ... a Wooden Award, Naismith Trophy Midseason and Oscar Robertson Trophy candidate ... earned five MWC Player of the Week honors (Nov. 16, Dec. 28, Jan. 4, Feb. 1, Feb. 22) ... named the USBWA Oscar Robertson National Player of the Week for his effort against Arizona ... named MVP of the HoopTV Las Vegas

Classic and the Fiesta Bowl Classic ... named Male Crowd Pleaser, Male Athlete of the Year and received Performance of the Year at the 2010 Y Awards ... named the team's most Outstanding Player ... led the Cougars in scoring (22.1) and assists (4.7) ... shot .458 from the field, .440 from three and .892 from the free throw line ... added 41 steals and 3.1 boards per game ... led the team in scoring 23 times and assists 26 times ... in the MWC, was ranked in the top 10 in eight categories ... nationally was 7th in scoring, 12th in free throw percentage and 69th in assists per game ... scored 20-plus points 22 times and 30-plus points 8 times ... scored 21 points, adding 5 assists, 3 rebounds and 1 steal vs. Kansas State in the second round of the NCAA Tournament ... tied a BYU NCAA Tournament record with 37 points to go with 3 assists, 1 block and 2 steals in a career-high 46 minutes vs. Florida in the first round of the NCAA Tournament ... scored the most points by a single player in an MWC Tournament with 75 in two games ... scored 30 at UNLV in the MWC Semifinals while hitting 12-of-12 from the free throw line ... set MWC Tournament records with 45 points and 23-of-24 shooting from the free throw line while adding 4 rebounds and 6 assists vs. TCU in the MWC Quarterfinals ... scored 18 points with 5 assists and 2 steals at TCU ... converted 6-of-6 free throws, finishing with 8 points and 5 rebounds at Utah ... scored 26 points while hitting 4-of-8 from three and adding 6 rebounds and 5 assists vs. San Diego State ... scored 22 points, shooting 7-for-14 from the field, 3-for-6 from three and 5-for-5 from the charity stripe, adding 4 assists and 1 rebound at Wyoming ... shot 12-of-22 from the field, 6-of-10 from three and 6-of-7 from the free throw line for 36

points while adding 5 boards, 6 assists and 1 steal at Colorado State ... had 9 points, 6 assists and 1 rebound against Air Force ... scored 21 points (11-for-13 FT) and had 7 rebounds, 6 assists and 2 steals at UNLV ... made four three-pointers and all six free throws on the way to 26 points against TCU while adding 4 rebounds, 3 assists and 1 steal in 29 minutes ... scored 36 points (11-for-23 FG, 4-for-5 3FG, 10-for-12 FT), the most-ever by a Cougar against Utah, with 4 rebounds, 2 assists and 1 steal in 35 minutes ... at New Mexico, had a game-high 27 points, shooting 8-of-21, 4-of-6 from three and 7-of-7 from the free throw line with 7 assists, 1 steal and 1 rebound ... scored 33 points, shooting 11-of-19 FG, 5-of-8 3FG and 6-of-6 FT at San Diego State in addition to 5 assists, 3 boards, 1 block and 1 steal in 38 minutes ... against Wyoming, had 11 points, 6 rebounds, 3 assists and 2 steals ... had a game-high 21 points to go with 4 assists and 2 rebounds versus Colorado State ... set a new BYU record for most points in a single game, scoring 49 at Arizona, breaking Bob Skousens mark of 47 set against UCLA in 1961 ... total was the most points scored at the McKale Center and tied for the most ever by a Mountain West Conference player ... hit 9 three-pointers, also a new BYU single-game record, breaking Mike Rose's mark of 8 and tying the MWC record for most threes in a game ... shot 16-of-23 (.696) from the field, 9-of-13 (.692) from three and 8-of-9 (.889) from the free throw line ... added 9 assists, 7 rebounds and 2 steals in 36 minutes ... named Fiesta Bowl Classic MVP ... named MVP of the HoopTV Las Vegas Classic after averaging 28.5 points, 5.0 assists and 2.0 rebounds while shooting .679 from the field and .944 from the free throw line ... scored

JIMMER FREDETTE CAREER TOTALS

YEAR	GP	GS	MIN	AVG	FG	FGA	PCT	3FG	3FGA	3PCT	FT	FTA	PCT	OFF	DEF	TOT	AVG	PF	FO	A	AVG	TO	BLK	STL	PTS	AVG
2007-08	35	0	647	18.5	83	204	.407	43	128	.336	35	41	.854	8	29	37	1.1	44	0	61	1.7	41	3	27	244	7.0
2008-09	33	32	1090	33.0	184	383	.480	52	136	.382	116	137	.847	18	80	98	3.0	43	0	135	4.1	85	3	50	536	16.2
2009-10	34	33	1059	31.1	225	491	.458	77	175	.440	224	251	.892	25	80	105	3.1	36	0	159	4.7	93	5	41	751	22.1
Total	102	65	2796	27.4	492	1078	.456	172	439	.392	375	429	.874	51	189	240	2.4	123	0	355	3.5	219	11	118	1531	15.0

24 points on 8-of-12 shooting from the field and 8-of-9 from the free throw line while adding 4 assists, 3 rebounds and 1 steal ... scored a career-high 33 points while shooting 11-of-16 from the field, 2-of-5 from three and 9-of-9 from the free throw line while adding 6 assists and 3 steals ... eclipsed 1,000-points for his career when he hit a three with 10:04 left against Nevada ... scored 20 points and added 6 assists, 2 rebounds and 2 steals in just 20 minutes against Eastern Washington ... at Fresno State, scored a team-high 24 points, including 18 in the second half, adding 7 assists, 3 rebounds and 2 steals ... ended his BYU-record consecutive free throw streak at 39 against the Bulldogs

... broke Michael Smith's BYU record for consecutive free throws made, hitting his 33rd in a row in the second half against Arizona State ... made 8-for-8 from the free-throw line on the night, pushing the streak to 35 in a row ... finished with 10 points, 6 assists, 4 rebounds, 1 steal and no turnovers in 38 minutes against the Sun Devils ... posted 13 points, 6 assists, 3 rebounds and 2 steals against San Francisco ... scored 19 points, grabbed 7 rebounds and had 2 assists and 1 steal at Utah State ... shot 10-of-10 from the free throw line, scoring a team-high 23 points to go with 7 assists, 2 rebounds, 1 block and 1 steal ... had his second career double-double, scoring 12 points and a tying his career-high 10

assists, adding 4 steals and 3 rebounds with no turnovers ... scored 20-plus points for the third-straight game, shooting 9-of-14 for 20 points and a team-high 8 assists with 2 steals and 1 block ... scored a game-high 22 points vs. Idaho State while shooting 7-of-13 from the field, 2-of-3 from downtown and 6-of-7 from the line while adding 3 boards, 2 assists and 3 steals ... had team highs of 25 points and 4 assists, adding 5 rebounds in 37 minutes against Bradley ... shot 12-of-14 from the free throw line against the Braves, including 12 straight makes.

SOPHOMORE (2008-09): Named first-team All-MWC ... named to the

CAREER HIGHS

POINTS: 49 vs. Arizona (2009)
 FG MADE: 16 vs. Arizona (2009)
 FG ATT: 26 vs. Florida (2010)
 FG%: .857 (6-7) vs. Hartford (2008), vs. Portland (2008)
 3FG MADE: 9 vs. Arizona (2009)
 3FG ATT: 13 vs. Arizona (2009)
 3FG%: 1.000 (2-2) vs. AFA (2008), vs. Southern (2009)
 FT MADE: 23 vs. TCU-MWC (2010)
 FT ATT: 24 vs. TCU-MWC (2010)
 FT %: 1.000 (12-12) vs. UNLV-MWC (2010)
 REB: 8 at Wyoming (2009)
 ASSISTS: 10 at Utah (2009), vs. Southern (2009)
 BLOCKS: 1, 11 times
 STEALS: 5 at SDSU (2009)
 MINUTES: 46 vs. Florida (2010)



MWC All-Tournament Team ... named a CollegeHoops.net High-Major All-America Honorable Mention ... named to USBWA All-District Team ... received the Male Crowd Pleaser Award at the Y Awards ... received team Most Improved Player award ... played in all 33 games and started 32 ... was second on the team in scoring (16.2), three-point shooting percentage (.382), three-point makes (52) and free throw percentage (.847) and first in steals (1.5) and assists (4.1) ... scored in double figures 29 times and 20-plus points 8 times ... led the team in scoring 10 times and assists 19 times ... ranked in the top-10 in 6 statistical categories in the MWC, including scoring (5th), assists (3rd), free throw percentage (2nd), steals (2nd), assist/turnover ratio (8th) and minutes played (4th) ... was 43rd in the NCAA in free throw shooting ... posted 18 points and 4 steals against Texas A&M in the NCAA Tournament ... had 17 points, 3 rebounds, 4 assists and 1 steal against San Diego State in the MWC semifinals ... posted 21 points, 3 rebounds, 2 assists, 1 block and 2 steals vs. Air Force in the MWC quarterfinals ... hit 4-of-7 from downtown and 7-of-7 from the free throw line ... scored 13 points and had 2 rebounds, 2 assists and 3 steals against Air Force ... hit 4-of-4 from the free throw line against the Falcons ... had 15 points and a career-high 8 rebounds at Wyoming ... added 2 assists and hit 6-of-6 from the free throw line ... scored 25 points against Utah while shooting 8-of-16 from the field, 1-of-3 from downtown and 8-of-9 from the free throw line ... added 3 assists and 2 steals against the Utes ... tied a career high with 28 points — 20 in the second half — at San Diego State on 10-of-19 shooting from the field, 2-of-6 from downtown and 6-of-6 from the free throw line ... totaled a career-best 5 steals all in the second half to go with 5 boards and 4 assists vs. the Aztecs ... scored 13 points to go with 3 rebounds, 3 assists and 1 steal at UNLV ... shot 5-of-14 from the field and 3-of-4 from the free throw line ... against New Mexico had 10 points, 6 rebounds, 6 assists and 1 steal ... shot 5-of-10 from the field, 2-of-4 from three and 3-of-3

on free throws for 15 points against Colorado State ... added 3 rebounds, 4 assists and 1 steal against the Rams ... scored 20 points at Air Force while shooting 6-of-10 from the field, 4-of-4 from the free throw line and 4-of-5 from downtown ... added 2 rebounds, 3 assists and 1 steal ... scored 10 points in the final 11 minutes at Air Force on 4-of-5 shooting to help lead the Cougars to a comeback win against the Falcons ... against Wyoming scored a career-high 28 points on 11-of-13 shooting from the field and 4-of-6 shooting from downtown ... added 4 assists, 2 rebounds and 2 steals ... scored 19 points in the second half against Wyoming ... registered 21 points on 6-of-13 shooting and a career-high 10 assists at Utah ... hit 7-of-8 from the free throw line ... added 4 rebounds, 1 block and 2 steals against the Utes ... scored 8 points and added 6 rebounds, 4 assists and 1 steal against San Diego State ... scored 19 points against UNLV while hitting 2-of-4 from downtown and 5-of-7 from the free throw line ... added 4 rebounds and 1 assist against the Rebels ... at New Mexico finished with 15 points, 3 rebounds, 4 assists and 1 block ... hit 6-of-6 from the free throw line against the Lobos ... posted 11 points, 6 assists, 4 rebounds and 1 steal against TCU ... recorded 15 points on 6-of-12 shooting, 3 rebounds, 4 assists and 2 steals at Colorado State ... posted 13 points, 3 rebounds and 4 assists against Western Oregon ... has 23 points and 9 assists against Wake Forest ... hit 9-of-17 from the field and 3-of-6 from downtown ... added 2 rebounds and 2 steals against the Demon Deacons ... scored 13 points including 11 in the second half at Tulsa ... hit 5-of-12 from the field and 3-of-3 from the free throw line while adding 2 assists and 1 steal against the Golden Hurricane ... scored 17 points on 6-of-12 shooting against Arizona State ... hit 2-of-5 from downtown ... added 4 assists and 2 steals against the Sun Devils ... tied a career high in shooting percentage (85.7 percent) by hitting 6-of-7 from the field for 17 points against Portland ... hit 5-of-6 from the line and had 3 rebounds, 3 assists and 2 steals against the Pilots ... scored 23

points, including 12 fast break points, against Boise State ... hit 10-of-15 from the field and 2-of-2 from the free throw line ... added 2 assists and 4 steals ... scored 16 points vs. Utah State and hit 3 first half treys ... also had 5 rebounds and 2 assists ... scored 18 points on 7-of-10 shooting at Weber State ... dished out 7 assists ... at Idaho State had 19 points and 6 assists ... added 4 rebounds and 1 steal ... shot 6-of-12 from the field, 3-of-6 from downtown and 4-of-4 from the free throw line ... totaled 9 points, 5 assists and 2 rebounds against Cal Poly ... connected on 5-of-8 from the field and 2-of-3 from downtown for 13 points against Rice ... added 4 rebounds, 5 assists and 3 steals ... had 6 assists and 3 steals against North Florida ... posted 16 points and 5 assists at Pepperdine while hitting 5-of-10 from the field, 2-of-5 from downtown and 4-of-5 from the line ... scored 8 points in the season opener against Long Beach State ... hit 5-of-6 from the line.

FRESHMAN (2007-08): Played in all 35 games for the Cougars as a true freshman, helping BYU earn a 27-8 record and capture the Mountain West Conference Championship ... averaged 18.5 minutes, 7.0 points, 1.7 assists and 1.1 rebounds per game ... was the team's fifth-leading scorer ... season highs of 19 points, 6 assists, 5 rebounds and 34 minutes ... led BYU in scoring twice, assists twice and rebounds once while posting 12 double-figure scoring games ... hit a three-pointer in 23 games, totaling 43 on the season ... played a personal-best 34 minutes against Texas A&M in the NCAA Tournament, tallying a career-high 5 rebounds to go along with 10 points and 3 assists ... led BYU with 17 points on 5-for-8 shooting at UNLV in the MWC Tournament Championship game ... posted 2 assists and 1 rebound in 12 minutes against San Diego State in the MWC Tournament semifinals ... recorded 9 points, 3 assists and 1 rebound in 21 minutes against Colorado State in the MWC Tournament quarterfinals ... posted 5 points, 4 assists, 2 rebounds, 2 steals and 1 block in 20 minutes against Wyoming ... scored 10 points on 4-for-6



shooting from the field against Air Force while adding 3 rebounds ... played 27 minutes at New Mexico while running the point for BYU after starting point guard Ben Murdock was injured, tallying 7 points, 2 assists, 1 rebound and 1 steal ... picked off the Lobos with 20 seconds remaining in regulation and the score tied at 63-63, helping BYU overcome a late eight-point deficit to force overtime ... scored 14 points, hitting two threes, vs. Utah in 22 minutes ... contributed 9 points, 4 assists, 3 rebounds and 1 steal in 24 minutes against UNLV ... scored in double figures with 10 points against TCU to go with 5 assists and 1 steal in 20 minutes ... dished out 4 assists to go with 3 points in 22 minutes at Wyoming ... scored in double figures with 10 points at Air Force while adding 2 assists in 24 minutes ... dished out 6 assists against New Mexico while contributing 6 points, 1 rebound and 1 block in 19 minutes ... came off the bench to score 11 points on 4-for-8 shooting from the field, including 3-for-6 from three-point range, while posting 1 rebound in 23 minutes ... hit a big three-pointer with 6:07 left to play that gave BYU its largest lead of the game at 50-44 ... scored 8 points at Utah on 3-for-6 shooting from the field while bringing down 4 rebounds in 14 minutes ... dished out 4 assists against Colorado State while posting the first block of his Cougar career and adding 3 points in 15 minutes ... tied for team-high honors with 15 points off the bench at Wake Forest ... scored 7 points against Loyola Marymount thanks in part to a 5-for-5 night from the free-throw line while adding 2 assists and 2 steals in 14 minutes ... scored 11 points and added 1 rebound and 2 steals in 21 minutes at Boise State ... scored 5 points in 14 minutes against Pepperdine ... played

19 minutes against Lamar, recording 7 points, 2 assists and 2 steals ... had his third double-digit scoring outing with 11 points on 5-for-7 shooting from the field at Portland to go along with 2 rebounds and 1 assist in 19 minutes ... played 5 minutes against No. 1 North Carolina ... played 12 minutes against No. 6 Louisville, going 0-for-2 from the field ... broke out for a then career-high 19 points against Hartford on 6-for-7 (.857) shooting from the field, 4-for-5 (.800) from three-point range and 3-for-3 from the free-throw line while adding 4 steals and 2 assists in 19 minutes ... scored 7 points, including 5-for-6 free-throw shooting, while totaling 4 assists, 4 steals and 2 rebounds in 23 minutes vs. Jackson State ... posted double-figure scoring for the first time in his Cougar career with 10 points on 4-for-7 shooting from the field (2-for-3 from three-point range) while adding 1 assist and 1 steal in 17 minutes against Idaho State ... played 25 minutes in his collegiate debut at Long Beach State, going 3-for-6 from three-point range to score 9 points while adding 3 assists, 1 rebound and 1 steal ... connected on two three-pointers during a 14-0 BYU run.

BEFORE BYU: Ranked among the nation's top 75 shooting guards by ESPN.com ... Section II and GFHS all-time leading scorer, ranking sixth on New York's all-time scoring list, with 2,404 points ... named first-team all-state by the New York State Sportswriters Association and the Times Union as a junior and senior ... honored as the 2007 Player of the Year by the channel 7 and 10 News while being named a Number 1 All-Star by channel 13 ... averaged 28.8 points per game while making 81 three-pointers and shooting .920 from the free-throw line as a senior

... season-high 46 points while scoring more than 30 points in 12 games ... led his team to a 25-2 record and the Class A State Championship game ... 2006 Times Union and Post-Star Chronicle Player of the Year ... averaged 29.3 ppg, making 76 three-pointers and shooting .830 from the free-throw line, while helping his team earn a 21-2 record as a junior ... season-high 43 points while scoring more than 30 points in 12 of 23 games ... led the Indians to the Section II Class A championship game, scoring 33 points, including nine in the final 1:36 to get his team to within one point before falling 54-51 ... averaged 30.1 ppg for a Glen Falls summer team that won the Stellar "Catch A Rising Star" Basketball Showcase in Allentown, Pa., earning MVP honors ... NYSSWA fifth-team all-state as a sophomore ... also an all-state wide receiver as a junior ... named a Student-Athlete Scholar all four years.

AAU: Played for the Albany City Rocks, averaging more than 25 points per game ... scored 28 points in helping his team to a third-place win over the Minnesota Magic at the 2006 AAU National Championships.


PERSONAL: Has one brother and one sister ... enjoys computer games ... favorite actor is Denzel Washington ... sports hero is John Stockton ... attended BYU basketball camp the summer before his junior year of high school ... also recruited by Utah, Syracuse, Wake Forest, Seton Hall, Marshall, Fordham, Siena, George Mason, West Virginia, Virginia Tech, Penn St. and N.C. State ... American studies major.



12

LOGAN MAGNUSSON

SENIOR • FORWARD • 6-6 • 210 • HEBER, UTAH



SUMMARY: Logan Magnusson, known for his versatility and toughness, came to BYU after achieving great success at Wasatch High School, Dixie State and Salt Lake Community College. At Wasatch he won two state titles and was twice named first-team all-state. At Dixie State his freshman year he helped lead the Rebels to the Region 18 championship game. As a sophomore he did it all for SLCC, averaging 8.3 points, 5.6 rebounds and 3.5 assists while helping lead the Bruins to the NJCAA Division I National Title. In his first season with BYU, he played a vital role on the scout team and helped the Cougars to a 30-6 record and a trip to the second round of the NCAA Tournament.

JUNIOR (2009-10): Played in 23 games ... scored 13 points, hit 2 threes ... added 22 rebounds, 7 assists and 2 steals ... shot .400 from the field, .500 from three and .600 from the free throw line ... played 1 minute against Kansas State in the second round of the NCAA Tournament ... played 4 minutes at TCU ... had 1 steal at Utah ... played 1 minute against San Diego State ... at Wyoming, had 2 rebounds and 1 assist ... had 1 rebound in 4 minutes at Colorado State ... had his first career steal at Air Force, also adding 2 rebounds and 1 assist ... played 1 minute at UNLV ... hit a free throw against Utah ... converted 1 free throw with 1 board and an assist against Colorado State ... played 3 minutes at Air Force ... had career bests with 14 minutes and 6 points (2-of-3), hitting his first three-pointer, while submitting 2 rebounds and 1 assist against Eastern New Mexico ... saw 2 minutes of playing time at Arizona ... played 2 minutes vs Nebraska ... had 2 rebounds against Eastern Washington ... played 4 minutes versus Wagner ...

played 3 minutes against San Francisco, recording 1 rebound and 1 assist ... had 1 rebound in 1 minute at Utah State ... played 1 minute against Weber State ... hit a three and had a career-high 5 boards and 1 assist against Southern ... saw 2 minutes of playing time at Hawaii ... scored 2 points — his first points as a Cougar — and had 3 boards against Idaho State ... against Bradley, collected 2 rebounds and 1 assist in 2 minutes of play.

BEFORE BYU: SALT LAKE COMMUNITY

COLLEGE: Started for Norm Parrish at SLCC in 2008-09 ... helped lead the Bruins to the 2009 NJCAA Division I National Title, the first in program history, and a 31-6 overall record ... SLCC defeated 4 top 10 opponents in the NJCAA National Tournament ... started in 31 of 34 games ... averaged 8.3 points, 5.6 rebounds and a team-best 3.5 assists ... shot .530 from the field, .464 from downtown and .794 from the free throw line ... named honorable mention all-region.

DIXIE STATE COLLEGE: Averaged 8.8 points, 6.5 rebounds and 2.8 assists at Dixie State College while playing for Jon Judkins ... helped the Rebels to a 21-12 record and a trip to the Region 18 championship game.

WASATCH HIGH SCHOOL: Played for his father, Lonnie Magnusson ... named first-team all-state by the Deseret News as a senior while averaging 15 points, 8 rebounds and 4 assists ... as a junior earned first-

team all-state honors from the Deseret News while averaging 11.2 points and 6.4 rebounds ... named honorable mention all-state by the Deseret News as a sophomore ... helped lead Wasatch High School to back-to-back state titles in 2003 and 2004 ... also played for Chris Jones for the Utah Heat and for Todd Phillips for the Utah Pump-N-Run club teams.

PERSONAL: Parents are Lonnie and Lori Magnusson ... has two brothers and one sister ... wife's name is Natalie ...

older brothers
Lance
and



LOGAN MAGNUSSON CAREER TOTALS

YEAR	GP	GS	MIN	AVG	FG	FGA	PCT	3FG	3FGA	3PCT	FT	FTA	PCT	OFF	DEF	TOT	AVG	PF	FO	A	AVG	TO	BLK	STL	PTS	AVG
2009-10	23	0	90	3.9	4	10	.400	2	4	.500	3	5	.600	4	18	22	1.0	2	0	7	0.3	4	0	2	13	0.6
Total	23	0	90	3.9	4	10	.400	2	4	.500	3	5	.600	4	18	22	1.0	2	0	7	0.3	4	0	2	13	0.6

Luke played basketball at Snow College
 ... served a mission for The Church
 of Jesus Christ of Latter-day Saints in
 Vancouver, British Columbia.



CAREER HIGHS

POINTS: 6 vs. Eastern New Mexico (2009)

FG MADE: 2 vs. ENM (2009)

FG ATT: 3 vs. ENM (2009)

3FG MADE: 1 vs. ENM (2009)

3FG ATT: 2 vs. Southern (2009)

FT MADE: 1 vs. ENM (2009)

FT ATT: 2 vs. Utah (2010), CSU (2010)

REB: 5 vs. Southern (2009)

ASSISTS: 1, seven times (2009-10)

STEALS: 1 vs. Air Force (2010), at Utah (2010)

MINUTES: 14 vs. Eastern New Mexico (2009)



1

CHARLES ABOUO

JUNIOR • G/F • 6-5 • 215 • ABIDJAN, COTE D'IVOIRE



SUMMARY: A versatile player, Abouo was the Utah 3A Player of the Year in 2007 out of Logan High School before playing for Brewster Academy in 2007-08, where he helped his team earn a 31-4 record. Abouo played in all 33 games as a freshman in 2008-09 and helped the Cougars finish 25-8, win a share of the MWC regular season title and make a trip to the NCAA Tournament. He averaged 2.9 points and 1.9 rebounds while shooting 42.9 percent from downtown. During his sophomore season he played all 36 games and started two while helping the Cougars finish 30-6 and advance to the second round of the NCAA Tournament. Abouo averaged 4.1 points and 3.6 rebounds in 2009-10. During the summer of 2009, Abouo played with the Cote d'Ivoire (Ivory Coast) National Team which finished second in the FIBA Africa Championships and qualified for the 2010 FIBA World Championships in Turkey. During the summer of 2010 Abouo averaged 6.6 points and 2.6 rebounds at the World Championships. Abouo is a relentless defender and rebounder with a solid mid-range game and the ability to drive to the hoop or pull up and hit the three. He has excellent length and athleticism.

SOPHOMORE (2009-10): Played in all 36 games and started 2 ... received team award as Best Conditioned Perimeter Player ... averaged 4.6 points and 3.1 rebounds ... added 31 assists, 19 steals and 9 blocks ... shot .467 from the field, .407 from three and .709 from the free throw line ... scored in double figures 3 times ... had 5-plus rebounds 9 times ... led team in rebounding twice ... had 2 points and 2 rebounds in 11 minutes vs. Kansas State in the second round of the NCAA

Tournament ... had 2 points, 1 rebound and 1 assist vs. Florida in the first round of the NCAA Tournament ... posted 8 points, 5 rebounds and 1 assist at UNLV in the MWC Semifinals ... had 3 points and 1 rebound vs. TCU in the MWC Quarterfinals ... doubled his previous career high with 22 points on 8-of-11 shooting at TCU, adding 5 rebounds and 3 assists ... had 3 points, 3 rebounds, 1 assist and 1 steal at Utah ... posted 4 points, 4 boards, 1 block and 1 steal vs. San Diego State ... had 4 points, 2 boards, 1 assist and 1 steal at Wyoming ... posted 3 points, 7 boards, 1 assist and 1 steal at Colorado State ... against Air Force, had 3 points, 4 rebounds, 1 assist and 1 steal ... had 9 points, 3 boards and 1 steal at UNLV ... scored 5 points, all from the free throw line, adding 4 rebounds, 3 assists, 1 block and 1 steal against TCU ... contributed 6 points and 3 rebounds in 10 minutes against Utah ... had 4 rebounds, 2 points, 1 block and 1 steal at New Mexico ... had the lead-preserving block and was a spark off the bench at San Diego State, finishing with 4 points, 5 boards, 1 steal and 1 block in 11 minutes ... scored 6 points with 3 rebounds and 1 assist against Wyoming ... matched his career highs of 8 rebounds and 3 assists against Colorado State, adding 10 points and a steal in 16 minutes ... at UTEP, had 5 points, 3 rebounds and a steal ... grabbed 3 boards and registered 1 block against UNLV ... had a career-high 8 rebounds against Eastern New Mexico, adding 3 points and 1 assist ... hit his only shot for 2 points against Arizona ... posted 2 points and 2 rebounds vs. Nevada in the HoopTV Las Vegas Classic ... scored 9 points, grabbed 2 rebounds and had 2 assists against Eastern Washington ... against Wagner, posted 5 rebounds, 3 assists, 2 points and 1 steal

... netted 5 points in 10 minutes against Arizona State ... against San Francisco scored 4 points to add to 2 rebounds, 1 assist and 1 steal ... scored 5 points and had 2 rebounds at Utah State ... had 5 points, 3 rebounds, 1 assist, 1 block and 1 steal against Weber State ... had 11 points, a career-high 3 assists, 3 rebounds, 1 block and 1 steal against Southern ... scored 8 points on 3-of-4 shooting and 6 rebounds, 1 block and 1 assist vs. Idaho State ... started against Bradley, submitting 4 points, 5 rebounds 2 steals and 1 block.

FRESHMAN (2008-09): Played in all 33 games and started 1 ... received team Coaches Award ... averaged 2.9 points and 1.9 rebounds ... added 13 assists, 3 blocks and 9 steals ... shot .400 from the field, .429 on threes and .643 from the free throw line ... had 2 double-figure scoring games ... had 2 rebounds against Texas A&M in the NCAA Tournament ... posted 4 points, 4 rebounds and 2 steals against San Diego State in the MWC semifinals ... scored 2 points and had 1 rebound in 9 minutes against Utah ... hit 2-of-4 from the field for 4 points at UNLV ... added 1 assist and 1 steal vs. the Rebels ... scored 3 points on 1-of-2 shooting from the floor and free throw line against New Mexico ... had 1 rebound and made a highlight block on a potential fast break layup by New Mexico ... scored a then career-high 11 points against Colorado State ... set a personal mark for three-point shooting percentage 1.000 (2-2) against the Rams ... posted 6 rebounds vs. Colorado State ... scored 3 points at New Mexico ... scored 8 points on 3-of-5 shooting, including 2-of-3 on threes, at Colorado State ... added 4 rebounds against the Rams ... posted 4 points, 4 rebounds, 1 steal and 1 assist against Western

CHARLES ABOU CAREER TOTALS

YEAR	GP	GS	MIN	AVG	FG	FGA	PCT	3FG	3FGA	3PCT	FT	FTA	PCT	OFF	DEF	TOT	AVG	PF	FO	A	AVG	TO	BLK	STL	PTS	AVG
2008-09	33	1	354	10.7	30	75	.400	9	21	.429	27	42	.643	13	49	62	1.9	33	1	13	0.4	22	3	9	96	2.9
2009-10	36	2	464	12.9	57	122	.467	11	27	.407	39	55	.709	40	70	110	3.1	56	1	31	0.9	29	9	19	164	4.6
Total	69	3	818	11.9	87	197	.442	20	48	.417	66	97	.680	53	119	172	2.5	89	2	44	0.6	51	12	28	260	3.8

Oregon ... scored 10 points against Wake Forest while hitting 3-of-8 from the field and 3-of-3 from the free throw line ... at Tulsa totaled 1 point and 6 rebounds, 1 assist and 1 steal ... scored 3 points on 3-of-4 shooting from the line and grabbed 3 rebounds at Idaho State ... had 3 points and tied his career high with 4 rebounds against Cal Poly ... tied his career high of 9 points against Rice ... added 2 rebounds and a career-high 2 assists ... tied his career high with 9 points on 4-of-6 shooting from the field against North Florida ... scored 9 points while hitting 1 three and 6-for-6 from the free throw line at Pepperdine.

BEFORE BYU: BREWSTER ACADEMY: Helped Brewster Academy (Wolfeboro, N.H.) set a school record with 31 wins while compiling a 31-4 overall record in 2007-08 ... team won the New England Preparatory School Athletic Conference (NEPSAC) Class A Championship ... advanced to the National Prep School Championship Final Four where Abouo scored 19 points in a semifinal loss ... team also won the Maine Central Institute Invitational, Brewster Invitational and New Hampton School Invitational titles ... defeated the China Junior All-Star Team, 111-47 ... coached by Jason Smith.

LOGAN HIGH SCHOOL: 2007 McDonalds High School All-America nominee ... three-time first-team all-state honoree at

Logan High School under head coach Jeff Brimhall ... LHS all-time leading scorer while also owning the school free throw record ... helped LHS win Region 11 titles in each of his three varsity seasons while earning all-region accolades all three years, including Region MVP in 2007 ... named the 3A Player of the Year by the Deseret Morning News in 2007 after averaging 21.1 points, 10.2 rebounds and 3.2 steals per game ... also earned All-Valley Player of the Year honors in 2005-06 when he averaged 15.6 ppg, 7.7 rpg and 1.1 bpg.

PERSONAL: Parents are Ernest and Yvonne Abouo ... enjoys cooking, drawing, playing soccer, eating, sleeping and watching movies ... favorite food is his Mom's African cooking ... favorite book is Into Thin Air and favorite movie is Blue Streak ... played for the Utah Pump and Run AAU team with BYU players Chris Collinsworth and Nick Martineau ... also recruited by San Diego State, Wichita State, Utah State, Loyola, Montana, Tulsa and Virginia Commonwealth ... played for the Cote d'Ivoire Senior National Team during the summer of 2009 ... helped Cote d'Ivoire finish second at FIBA Afrobasket and earn a spot in the 2010 FIBA World Championship in Turkey ... played in the 2010 World Championships in Turkey with the Cote d'Ivoire National Team.

CAREER HIGHS

POINTS: 22 at TCU (2010)
 FG MADE: 8 at TCU (2010)
 FG ATT: 11 at TCU (2010)
 FG %: .727 (8-11) at TCU (2010)
 3FG MADE: 2, four times, last at TCU (2010)
 3FG ATT: 3 at CSU (2009)
 3FG %: 1.000 (2-2), four times, last at TCU (2010)
 FT MADE: 6 at Pepperdine (2008)
 FT ATT: 6, five times, last at TCU (2010)
 FT %: 1.000 (6/6) at Pepperdine (2008)
 REB: 8 vs. Eastern New Mexico (2009), vs. Colorado St. (2010)
 ASSISTS: 3, five times, last at TCU (2010)
 BLOCKS: 1, 12 times, last vs. SDSU (2010)
 STEALS: 2 vs. SDSU (2009), vs. Bradley (2009)
 MINUTES: 26 at TCU (2010), at UNLV-MWC (2010)





15

JAMES ANDERSON

JUNIOR • FORWARD/CENTER • 6-10 • 240 • PAGE, ARIZ.



SUMMARY: A 6-foot-10 forward/center from Page, Ariz., Anderson is known for his athleticism, hard work and ability to run the floor. The McDonald's High School All-America nominee redshirted in 2007-08 after returning from a two-year mission for The Church of Jesus Christ of Latter-day Saints to Guatemala City. In 2008-09 he developed into a consistent post player off the bench, averaging 2.5 points and 1.6 rebounds. Anderson developed as a shot blocker, turning back 15 shots and blocking more than one shot in five games. In 2009-10, Anderson helped BYU to a 30-6 record and advance to the second round of the NCAA Tournament.

SOPHOMORE (2009-10): Played in 29 games ... named Academic All-MWC ... averaged 1.2 points and 1.0 rebounds ... shot .480 from the field and .667 from the free throw line ... added 5 blocks, 2 steals and 3 assists ... had 1 block and 1 rebound vs. Kansas State in the second round of the NCAA Tournament ... scored on a dunk at Utah ... saw action against San Diego State ... totaled 1 assist and 1 rebound at Wyoming ... had 1 block in 4 minutes at Colorado State ... scored 4 points against Air Force ... had 2 points and 1 rebound at UNLV ... against TCU, had 4 points, 3 boards, 1 block and 1 assist in 10 minutes ... had 1 block and 1 rebound at New Mexico ... played 2 minutes at SDSU ... recorded 1 block, 1 point and 1 rebound against Colorado State ... at Air Force, played 1 minute ... played 1 minute against UNLV ... against Eastern New Mexico, scored 2 points, grabbed 1 rebound and had 1 assist ... scored 2 points in 4 minutes at Arizona ... had 1 point and 1 rebound in 2 minutes vs. Nebraska ... played 3 minutes vs.

Nevada ... against Eastern Washington, had 4 rebounds and 2 points ... scored 7 points and grabbed 5 rebounds, both season highs, in only 6 minutes against Wagner ... against San Francisco, grabbed 1 rebound in 4 minutes of action ... played 2 minutes at Utah State ... had 1 rebound in 2 minutes of action against Weber State ... against Southern, scored 4 points, had 2 blocks, 1 rebound and a career-high 2 steals ... nabbed 4 rebounds in 10 minutes at Hawaii ... scored 3 points and had 2 rebounds against Idaho State ... saw 2 minutes of action against Bradley.

FRESHMAN (2008-09): Played in 27 games ... named Academic All-MWC ... averaged 2.5 points and 1.6 rebounds per game ... added 5 assists, 15 blocks and 6 steals ... shot .564 from the field ... had 2 double-figure scoring games ... hit 2-of-2 from the field and 2-of-3 from the free throw line for 6 points against San Diego State in the MWC semifinals ... added 2 rebounds and 2 blocks ... scored 7 points and had 5 rebounds at Wyoming ... hit 3-of-4 from the field and had 2 offensive rebounds and 1 steal against the Cowboys ... had 1 point, 1 rebound, 1 assist and 1 block against New Mexico ... scored 4 points on 2-of-2 shooting from the field at TCU ... added 2 rebounds and 1 steal ... set career highs of 16 points, 8 field goals and 11 field goal attempts vs. Colorado State ... tied a career high with 7 rebounds while adding 2 blocks and 1 steal against the Rams ... had 2 rebounds and 1 assist at Air Force ... hit 2-of-3 from the field for 4 points and had 1 rebound against Wyoming ... hit 2-of-2 from the field for 4 points and had 1 rebound at Utah ... posted 4 points on 2-of-3 shooting against San Diego State ... added 1

rebound, 2 blocks and his first dunk as a Cougar against the Aztecs ... played 5 minutes at Colorado State and had 1 steal ... against Boise State totaled 10 points, 7 rebounds, 2 assists, 5 blocks and 2 steals ... at Weber State hit 3-of-4 from the field for 6 points ... scored a career-best 4 points on 2-of-3 shooting against Rice while grabbing 2 rebounds ... registered 2 points, 5 rebounds and 3 blocks against North Florida ... saw 8 minutes of playing time at Pepperdine, the first action of his career ... grabbed 1 offensive rebound.

REDSHIRT (2007-08): James Anderson redshirted the 2007-08 season.


BEFORE BYU: PAGE HIGH SCHOOL: McDonald's All-America nominee ... named first-team all-state as a senior after leading his team to a 25-4 overall record and the Grand Canyon Region Championship for the fourth straight year ... also named the Grand Canyon Region Player of the Year and the Navajo Times Four Corners All-Area Player of the Year ... averaged 17 points, nine rebounds and six blocks per game ... set a state record with 14 blocks in a game ... Elite Eight in the state tournament ... averaged 14 points, eight rebounds and five blocks as a junior while pacing his team to a 26-3 overall record, Grand Canyon Region Championship and Elite Eight state tournament appearance ... named first-team all-state, Grand Canyon All-Region First Team and Navajo Times Four Corners All-Area First Team ... father Aaron Anderson was also his high school coach ... graduated in the top 10 in his class with a 3.8 GPA.

PERSONAL: Parents are Aaron and Julie Anderson ... has three sisters ... wife's

JAMES ANDERSON CAREER TOTALS

YEAR	GP	GS	MIN	AVG	FG	FGA	PCT	3FG	3FGA	3PCT	FT	FTA	PCT	OFF	DEF	TOT	AVG	PF	FO	A	AVG	TO	BLK	STL	PTS	AVG
2008-09	27	0	204	7.6	31	55	.564	0	0	.000	6	18	.333	18	25	43	1.6	51	1	5	0.2	6	15	6	68	2.5
2009-10	29	0	106	3.7	12	25	.480	0	0	.000	10	15	.667	13	15	28	1.0	31	0	3	0.1	5	5	2	34	1.2
Total	56	0	310	5.5	43	80	.538	0	0	.000	16	33	.485	31	40	71	1.3	82	1	8	0.1	11	20	8	102	1.8

name is Stephanie ... served a two-year mission for The Church of Jesus Christ of Latter-day Saints in the Guatemala City North Mission from May 2005 to May 2007 ... favorite food is lasagna ... enjoys March Madness, boating and playing the guitar ... sports hero is Michael Jordan ... also recruited by Oregon State and Wyoming.



CAREER HIGHS

POINTS: 16 vs CSU (2009)
 FG MADE: 8 vs CSU (2009)
 FG ATT: 11 vs CSU (2009)
 FG %: .727 (8-11) vs CSU (2009)
 FT MADE: 3 vs Wagner (2009)
 FT ATT: 5 vs Boise State (2008)
 FT %: .750 (3-4) vs Wagner (2009)
 REB: 7 vs Boise State (2008), vs CSU (2009)
 ASSISTS: 2 vs Boise State (2008)
 BLOCKS: 5 vs Boise State (2008)
 STEALS: 2 vs Boise State (2008), Southern (2009)
 MINUTES: 27 vs Boise State (2008)

34

NOAH HARTSOCK

JUNIOR • FORWARD • 6-8 • 230 • BARTLESVILLE, OKLA.



SUMMARY: A highly skilled offensive player with strong post moves, Hartsock has a soft touch from midrange and a solid stroke behind the three-point arc. He has excellent quickness and strength to complement his size. After suffering through an injury early in his freshman campaign, Hartsock stepped up his game late in the season and posted strong performances in the postseason. He finished the year averaging 2.4 points and 2.3 rebounds while shooting 58.1 percent from the field. As a sophomore in 2009-10, Hartsock started 30 games and emerged as a shot-blocking presence with 46 rejections while averaging 6.5 points and a team-best 5.1 boards per game. He shot .554 from the field and .864 from the free throw line. Hartsock prepped at Bartlesville High School in Oklahoma where he averaged 27.6 points per game, third in the state, as a senior in 2005-06 and was an all-state selection.

SOPHOMORE (2009-10): Played in 36 games and started 30 ... named team's Most Improved Player ... led the team in rebounding (5.1 rpg) and blocks (46) ... added 6.5 points per game ... shot .554 from the field and .864 from the free throw line ... made his last 17 free throw attempts of the season ... scored in double figures 8 times and had double-digit rebounds twice ... led the team or tied for team lead in blocks 24 times and rebounds 13 times ... finished with 8 points, 8 rebounds, 2 assists and 1 steal vs. Kansas State in the second round of the NCAA Tournament ... had 8 points, 3 rebounds and 1 assist in a career-high 38 minutes vs. Florida in the first round of the NCAA Tournament ... posted 2 points, 6 rebounds, 1 assist, 1 block and 1 steal at UNLV in the MWC Semifinals ... had 7 points on perfect 3-of-3

shooting while adding 7 rebounds, 1 block and 2 steals vs. TCU in the MWC Quarterfinals ... had 2 points, 3 rebounds, 1 assist and 1 block at TCU ... pulled down a team-high 8 rebounds with 2 points, 2 blocks and 1 steal at Utah ... against New Mexico, had 8 points, 6 boards, 3 assists and 2 blocks ... posted 4 rebounds against San Diego State ... had 2 points, 3 rebounds, 2 assists, 1 block and 1 steal at Wyoming ... at Colorado State had 12 points, a career-best 12 rebounds, 2 assists and 2 blocks for his first career double-double ... against Air Force totaled 8 points, 6 boards and 2 assists ... went for 8 points, 4 rebounds, 2 blocks and 1 assist at UNLV ... shot 6-for-9 for 14 points with 6 boards, 1 block and 1 steal against TCU ... went for 10 points, 7 rebounds, 1 block and 1 assist in a career-high 32 minutes at New Mexico ... at San Diego State, finished with 4 points, 2 boards, 2 assists and tied a career high with 4 blocks ... had 8 points, 4 rebounds, 2 steals and 1 block against Wyoming ... blocked a career-high 4 shots against Colorado State, adding 6 points, 3 boards and 3 assists ... had 4 rebounds, 2 points, 2 blocks, and 1 steal at UTEP ... scored a career-high 17 points, including 13 in the first half, adding 6 boards, 1 assist, 1 block and 1 steal against UNLV ... had a career-high 6 assists, adding 12 points (6-of-6 shooting), 8 rebounds and 1 block in 21 minutes against Eastern New Mexico ... at Arizona, had 5 points, 5 rebounds and 1 block ... had 4 points, 3 rebounds, 2 assists and 1 block vs. Nebraska ... scored 12 points on 5-of-6 shooting from the field vs. Nevada while adding 6 rebounds, 3 assists and 1 block ... shot 5-of-8 for 12 points, 8 rebounds, a career-high 4 assists, 3 blocks and 1 steal in 24 minutes against Wagner

... had a career-high 11 rebounds and scored 9 points in 26 minutes at Fresno State ... set a new career-high with 13 points on 6-of-9 shooting, adding 4 rebounds and 1 steal in 25 minutes against Arizona State ... made his first career start against San Francisco and had 5 rebounds, 2 steals, 2 blocks, 2 assists and 2 points ... at Utah State, had 4 points, 4 rebounds, 2 blocks and 1 assist ... played 19 minutes to score 5 points, 3 rebounds, 1 block and 1 steal against Weber State ... recorded 8 points and 5 rebounds against Southern ... at Hawaii had 7 rebounds, 5 points, 1 block and 1 steal ... posted 6 points, 5 rebounds, 2 assists, 2 blocks and 1 steal against Idaho State ... had 4 points (2-of-2) and 2 rebounds in 15 minutes of play against Bradley.

FRESHMAN (2008-09): Appeared in 27 games ... averaged 2.4 points and 2.3 rebounds ... added 7 assists and 6 steals ... had 15 blocks, including at least 1 in the last 5 games ... shot .581 from the field and .593 from the free throw line ... against Texas A&M in the NCAA Tournament posted 10 points on 4-of-5 shooting from the field and 2-of-3 shooting from the free throw line to go with 4 rebounds and 1 block ... against San Diego State in the MWC semifinals had 7 points, 5 rebounds and 2 blocks ... had 1 rebound, 1 assist and 1 block vs. Air Force in the MWC quarterfinals ... posted 3 rebounds and 1 block against Air Force ... had 2 points, 2 rebounds and 2 blocks at Wyoming ... hit 2-of-2 from the line at Wyoming ... scored 2 points to go with 6 rebounds (3 offensive) and 1 assist against Utah ... hit 3-of-4 from the field for 7 points to go with 7 rebounds (4 offensive) at San Diego State ... added 1 block and 2 steals against the Aztecs

NOAH HARTSOCK CAREER TOTALS

YEAR	GP	GS	MIN	AVG	FG	FGA	PCT	3FG	3FGA	3PCT	FT	FTA	PCT	OFF	DEF	TOT	AVG	PF	FO	A	AVG	TO	BLK	STL	PTS	AVG
2008-09	27	0	304	11.3	25	43	.581	0	0	.000	16	27	.593	25	38	63	2.3	43	0	7	0.3	14	15	6	66	2.4
2009-10	36	30	878	24.4	97	175	.554	1	4	.250	38	44	.864	56	128	184	5.1	78	1	42	1.2	21	46	18	233	6.5
Total	63	30	1182	18.8	122	218	.560	1	4	.250	54	71	.761	81	166	247	3.9	121	1	49	0.8	35	61	24	299	4.7

... had 3 rebounds, 2 on the offensive glass, against New Mexico ... scored 2 points and grabbed 4 rebounds at TCU ... had 2 points, 4 rebounds and 1 block against Colorado State ... at Air Force tallied 2 points, 1 rebound, 1 assist and 1 block ... against Wyoming at home had 11 points on 4-of-5 shooting and added 1 assist and 1 steal ... had 1 rebound, 1 assist and 1 steal against San Diego State ... had 1 point, 1 rebound and 1 steal at Colorado State ... posted 7 points, 4 boards, 3 blocks and 1 steal against Western Oregon ... hit 2-of-3 from the field and hit 3-of-4 from the free throw line ... dished out a career-high 2 assists against Cal Poly ... recorded 4 points and a career-high 5 boards against Rice ... tallied 4 points and 4 boards against North Florida ... had 6 points on 2-of-2 shooting from the field and the line while adding 2 rebounds against Pepperdine ... recorded 2 rebounds and 1 block against Long Beach State.

BEFORE BYU: BARTLESVILLE HIGH SCHOOL: McDonalds High School

All-America nominee ... averaged 27.6 points per game as a senior at Bartlesville High School and was the third-highest scorer in the state of Oklahoma and the highest in the 6A division ... led the Bruins in rebounds with 8.0 per game while recording 100 blocks in 27 outings ... named all-state by the Tulsa World ... recipient of the KTUL-TV Elite 8 Champions Award as the best boys basketball player in his area of the state ... Oklahoma Tipoff Magazine Feb 5 pick ... scored 32 points and pulled down 10 rebounds in BHS loss to Union in the Frontier Conference title game ... went 10-for-13 from the field and 11-of-12 from the free-throw line to score 31 points while playing ill in the area consolation playoffs, leading BHS to a 50-37 win over Memorial and a berth in the state championships ... scored 36 of the Bruins 49 points in a state quarterfinal loss to eventual-champion Putnam City ... selected to play on the Large East team in the Oklahoma Coaches Association All-State game ... averaged 19.9 points and 9.9 rebounds per game as a junior, helping the Bruins

... served a mission for The Church of Jesus Christ of Latter-day Saints in Salt Lake City ... has five brothers and one sister ... brother Nate played two seasons at Oklahoma Wesleyan University and brother Jeremiah played one season at the University of Missouri-Kansas City ... two other older brothers attended BYU ... sister-in-law Lindsay Hartsock was a middle blocker for the BYU womens volleyball team and was the MWC Player of the Year in 2006 ... also recruited by Utah State and Oklahoma State.

CAREER HIGHS

POINTS: 17 vs. UNLV (2010)
 FG MADE: 6, four times, last vs. TCU (2010)
 FG ATT: 13 vs. UNLV (2010)
 FG %: 1.000 (6/6) ENM (2010)
 3FG MADE: 1 vs. Weber St (2009)
 3FG ATT: 1, four times, last at Wyoming (2010)
 FT MADE: 6 at CSU (2010)
 FT ATT: 6 vs. UNLV (2010), 6 at CSU (2010)
 FT %: 1.000 (6-6) at CSU (2010)
 REB: 12 at CSU (2010)
 ASSISTS: 6 vs. ENM (2009)
 BLOCKS: 4 vs. CSU (2010), at San Diego State (2010)
 STEALS: 2, 4 times, last vs. TCU-MWC (2010)
 MINUTES: 38 vs. Florida (2010)

finish 25-3 and advance to the state championship game ... named the Frontier Conference Player of the Year and first-team all-state ... also went to the state championships as a sophomore, his first year with the varsity team ... received several tournament MVP awards for his play with the Oklahoma Adidas Pump and Run team.

PERSONAL: Parents are David and Leslie Hartsock ... wife Kendalyn plays volleyball at BYU





41

CHRIS COLLINSWORTH

SOPHOMORE • FORWARD • 6-9 • 235 • PROVO, UTAH



SUMMARY: A 6-foot-9 forward, Collinsworth is an all-around player whose versatility makes him a key contributor to the Cougars' up-tempo style of play. A skilled player at both the small and power forward positions, he is a talented scorer with good range and the ability to put the ball on the floor. He played in all 35 games for the Cougars as a true freshman in 2007-08, making six starts while ranking fourth on the team with 4.8 rebounds per game. He came to BYU out of Provo High School where he was named the 2007 Gatorade Utah Boys' Basketball Player of the Year after leading the Bulldogs to the state title.

FRESHMAN (2007-08): Saw action in all 35 games for the Cougars as a true freshman, making six starts ... averaged 15.9 minutes, 4.8 rebounds and 3.2 points per game ... led the Cougars in rebounds seven times while posting double-digit boards in three games ... tied for 13th in the league in rebounds in MWC play with 5.3 while ranking fourth on the team in overall rebounds ... season highs of 12 points, 11 rebounds and 25 minutes ... had a productive 19 minutes against Texas A&M in the NCAA Tournament, posting 4 rebounds, 3 assists, 2 points, 2 steals and 1 block ... posted 5 points, including a two-handed dunk, and 2 rebounds at UNLV in the MWC Tournament Championship game ... recorded 3 points and 2 rebounds in 13 minutes against San Diego State in the MWC Tournament semifinals ... tallied his first career double-double with a career-best 12 points and 10 rebounds against Colorado State in the MWC Tournament quarterfinals ... went 4-for-5 from the field ... brought down 5 rebounds in 15 minutes at TCU ... tied his career highs with 2 assists and

1 steal while adding 2 points and 1 rebound in 10 minutes against Wyoming ... brought down 7 rebounds against AFA to go along with 2 points, 2 assists and 1 block in 20 minutes ... tallied 5 points, 5 rebounds and 1 assist in 23 minutes at New Mexico ... drained a free throw with 46 seconds remaining in regulation to tie the game at 63-63, eventually forcing overtime ... tied for team-high rebounding honors with 6 boards at SDSU while contributing 3 points and 1 block in 16 minutes ... pulled down a team-high 9 rebounds against UNLV while posting 5 points, 1 block and 1 steal in 15 minutes ... was the only Cougar to score off the bench at Colorado State, recording 3 points to go along with 4 rebounds, 1 steal and 2 blocks, tying his career high, in 12 minutes ... tied for team-high rebounding honors with 7 boards against TCU while adding 7 points and 1 steal in 15 minutes ... contributed 3 rebounds and 2 points in 17 minutes at Air Force ... tallied 4 points and 4 rebounds in 17 minutes against New Mexico ... pulled down 4 rebounds in 18 minutes of action against San Diego State ... continued his rebounding prowess with 8 boards at Utah while adding 6 points on 3-for-5 shooting in 16 minutes off the bench ... brought down a career-high 11 rebounds to lead all players in 18 minutes at UNLV ... tied his career high with 9 points while coming one off his personal best with 9 rebounds in 14 minutes against Colorado State ... pulled down 4 rebounds in 10 minutes off the bench at Wake Forest ... tallied 3 points, 4 rebounds and 1 assist in 24 minutes against Loyola Marymount in his fifth career start ... had 2 points, 4 rebounds and 1 blocked shot in 17 minutes at Boise State ... started and played 13 minutes vs. SUU with 1 rebound and a career-high 2 blocks ... contributed 6

points, 4 rebounds and 2 assists in 22 minutes against Pepperdine after making his second career start ... earned his first career start against Lamar, knocking down his first three-pointer of the year while contributing 5 points, 6 rebounds and 1 block in 15 minutes ... made his only shot of the night and both free-throw attempts to score 4 points against No. 9 Michigan State while adding 3 rebounds ... pulled down 7 rebounds against Weber State to go along with 4 points in 14 minutes ... tallied at least 5 rebounds in a game for the fifth time with 5 boards at Portland while adding 1 point and 1 steal in 11 minutes ... pulled down 4 rebounds while notching the first steal of his Cougar career in 15 minutes against No. 1 North Carolina ... brought down 5 rebounds against No. 6 Louisville while scoring 2 points in 13 minutes ... tallied 3 points on 3-for-4 shooting from the free-throw line to go along with 3 rebounds and 1 assist in 12 minutes against Hartford ... pulled down a game-high 10 rebounds with 1 point, 1 assist and 1 block in 25 minutes vs. Jackson State ... contributed 2 assists, 1 rebound and 1 block in 15 minutes against Idaho State in his Marriott Center debut ... scored 9 points on 3-for-4 shooting from the field and a perfect 3-for-3 mark from the free-throw line in his collegiate debut at Long Beach State while adding 6 rebounds in 20 minutes ... immediately made his presence felt after checking in at the 15:31 mark of the first half with two rebounds, including an offensive board leading to a bucket for Trent Plaisted.

BEFORE BYU: PROVO HIGH SCHOOL: Named the 2007 Gatorade Utah Boys' Basketball Player of the Year after helping his team win the state title with 27 points in the championship game

CHRIS COLLINSWORTH CAREER TOTALS

YEAR	GP	GS	MIN	AVG	FG	FGA	PCT	3FG	3FGA	3PCT	FT	FTA	PCT	OFF	DEF	TOT	AVG	PF	FO	A	AVG	TO	BLK	STL	PTS	AVG
2007-08	35	6	557	15.9	42	112	.375	6	33	.182	22	51	.431	47	122	169	4.8	53	0	19	0.5	32	14	9	112	3.2
Total	35	6	557	15.9	42	112	.375	6	33	.182	22	51	.431	47	122	169	4.8	53	0	19	0.5	32	14	9	112	3.2

... first-team all-state ... also received Deseret News 4A and All-Valley MVP honors ... averaged 12 rebounds and 16.6 points per game despite playing most of the season with a fracture in his right index finger ... averaged 14.1 points, 6.5 rebounds and 3.3 assists per game to go along with 38 steals and 28 blocks while shooting 56 percent from the field as a junior ... earned first-team all-state honors after leading his team to the state championship game, scoring 20 points on 8-for-10 shooting from the field ... also named All-Valley Co-MVP by the Deseret News and All-Valley First Team by the Provo Daily Herald ... first-team Region 7 in a vote of area

coaches... broke his foot as a sophomore ... state champions as a freshman... coached by Craig Drury.


AAU: Played on the Utah Pump-N-Run AAU team, the top-rated team in the state ... coached by John Palica and Michael O'Conner ... helped his team finish in the Final Four of the prestigious Adidas Super 64 Tournament in Las Vegas.

PERSONAL: Parents are Jeff and Alisa ... has two sisters and two brothers ... brother Kyle also plays for BYU ... served a mission for The Church of Jesus Christ of Latter-day Saints in Australia ...

enjoys Harry Potter, movies, music and graphic art ... sports hero is Larry Bird ... recruited by North Carolina, N.C. State, West Virginia, Oregon State, Idaho State, USC, Arizona, Arizona State, Utah State, Air Force, Washington State, Colorado, Colorado State and Utah.

CAREER HIGHS

POINTS: 12 vs. CSU-MWC (2008)
 FG MADE: 4 vs. CSU-MWC (2008)
 FG ATT: 7, 3 times, last at SDSU (2008)
 FG%: .800 (4-5) vs. CSU-MWC (2008)
 3FG MADE: 1, six times, last at UNLV-MWC (2008)
 3FG ATT: 3, four times, last at UNLV-MWC (2008)
 FT MADE: 3, four times, last vs. CSU-MWC (2008)
 FT ATT: 7 vs. CSU (2008)
 FT %: 1.000 (3-3) at LBSU (2008)
 REB: 11 at UNLV (2008)
 ASSISTS: 3 vs. CSU-MWC, vs. Texas A&M-NCAA (2008)
 BLOCKS: 2 at CSU, vs. SUU, vs. CSU-MWC (2008)
 STEALS: 2 vs. Texas A&M-NCAA (2008)
 MINUTES: 25 vs. Jackson St. (2008)





BRANDON DAVIES

SOPHOMORE • FORWARD • 6-9 • 235 • PROVO, UTAH



SUMMARY: An athletic big man and excellent low post scorer, Davies helped lead Provo High School to back-to-back 4A state titles as a sophomore and junior and a second-place finish as a senior. Known for his ability to run the floor and his soft hands, Davies earned first-team all-state honors his senior year. As a freshman in 2009-10, Davies helped BYU to a 30-6 record and advance to the second round of the NCAA Tournament. He averaged 5.4 points and 3.0 rebounds while shooting .539 from the field.

FRESHMAN (2009-10): Played in 35 games and started 1 ... received team Academic Excellence award ... averaged 5.4 points and 3.0 rebounds ... added 13 steals and 14 blocks ... shot .539 from the field and .568 from the free throw line ... scored in double figures 6 times and had 1 double-double led the team in rebounding 4 times and scoring once ... had 5 points, 1 rebound and 1 steal in 13 minutes against Kansas State in the second round of the NCAA Tournament ... had 6 boards, 1 block and 1 steal in 19 minutes against Florida in the first round of the NCAA Tournament ... at UNLV in the MWC Semifinals made his first career start, posting 3 points and 6 rebounds ... posted 2 points and 1 rebound vs. TCU in the MWC Quarterfinals ... scored 9 points with 8 rebounds, 2 assists and 1 steal at TCU ... had career highs of 21 points, 7-of-9 shooting from the field and 7-of-11 from the free throw line to lead all scorers at Utah while adding 7 rebounds and 1 steal ... scored 7 points with 1 rebound and 1 block against New Mexico ... had 6 points on 3-of-5 shooting and added 3 boards vs. San Diego State ... had 1 rebound at

Wyoming ... had 1 assist in 6 minutes at Colorado State ... had a career-high 2 steals against Air Force with 3 points and 2 rebounds ... saw 3 minutes against TCU ... scored 4 points with 1 rebound in 10 minutes against Utah ... at New Mexico, had 4 boards and 1 steal ... had 2 points and 2 rebounds at SDSU ... versus Wyoming, had 5 points and 1 rebound ... had 8 points, 4 rebounds and a block against Colorado State ... recorded his first double-double, adding 10 points to career highs of 11 rebounds, 3 blocked shots and 26 minutes at Air Force ... matched a career high with 14 points at UTEP, adding 1 board and 1 assist ... played tough defense inside late against UNLV, adding 4 points, 4 boards, and 1 steal ... contributed 8 points, 1 rebound, 1 block and 1 steal in 14 minutes against Eastern New Mexico ... at Arizona, scored 6 points to go with 2 rebounds and 1 steal in 13 minutes ... scored a career-high 14 points vs. Nebraska on 6-of-7 shooting to go with 4 rebounds ... posted 8 points on 3-of-5 shooting to go with 3 boards and 1 steal vs. Nevada in the HoopTV Las Vegas Classic ... scored 12 points on 5-of-5 shooting, adding 1 block ... had 3 rebounds, an assist and a block against Wagner ... collected 2 rebounds, 1 point, 1 assist and 1 block in six minutes against Fresno State ... against Arizona State, had 3 rebounds, 1 assist, and two points off a one-handed dunk ... scored 4 points along with 3 rebounds and 1 block against San Francisco ... saw 7 minutes of action at Utah State ... scored 10 points, all in the first half (3-3 FG, 4-4 FT), adding 4 rebounds and 1 steal versus Weber State ... snagged a career-high 8 rebounds and scored 8 points to go with 1 block and 1 steal against Southern ... at

Hawaii, recorded a new career-high 6 points (3-3), 1 rebound and 1 assist ... posted 2 points, 4 rebounds, 1 assist and 1 block vs. Idaho State ... came off the bench to score 3 points, grab 3 rebounds and block one shot in 10 minutes against Bradley.

BEFORE BYU: PROVO HIGH SCHOOL: Played for Craig Drury at Provo High School ... helped lead the Bulldogs to state titles as a sophomore and junior and a second-place finish as a senior ... named first-team all-state by the Salt Lake Tribune and Deseret News as a senior ... averaged 14.0 points and 6.0 rebounds while leading Provo to a 17-1 record, including 10-0 in region play ... named to Long Beach Press-Telegram Best in the West Second Team ... played in Utah Valley All-Star Classic and earned MVP honors ... played in UBCA All-Star game ... played for Mike O'Connor, Todd Phillips and John Palica for Utah Pump-N-Run club team.

PERSONAL: Mother is Linda Kathleen Davies ... has one brother and one sister ... lists Dwight Howard as his sports hero ... also recruited by Utah, Gonzaga, Utah State, Cal Berkeley, Washington State, Penn State and Santa Clara.

BRANDON DAVIES CAREER TOTALS

YEAR	GP	GS	MIN	AVG	FG	FGA	PCT	3FG	3FGA	3PCT	FT	FTA	PCT	OFF	DEF	TOT	AVG	PF	FO	A	AVG	TO	BLK	STL	PTS	AVG
2009-10	35	1	474	13.5	69	128	.539	0	1	.000	50	88	.568	30	74	104	3.0	91	1	9	0.3	47	14	13	188	5.4
Total	35	1	474	13.5	69	128	.539	0	1	.000	50	88	.568	30	74	104	3.0	91	1	9	0.3	47	14	13	188	5.4

CAREER HIGHS

POINTS: 21 at Utah (2010)
 FG MADE: 7 at Utah (2010)
 FG ATT: 10 at Air Force (2010)
 FG %: 1.000 (5-5) vs. Eastern Washington (2009)
 FT MADE: 7 at Utah (2010)
 FT ATT: 11 at Utah (2010)
 FT %: 1.000 (5-5) at Air Force (2010)
 REB: 10 at Air Force (2010)
 ASSISTS: 2 at TCU (2010)
 STEALS: 2 vs. Air Force (2010)
 BLOCKS: 3 at Air Force (2010)
 MINUTES: 29 at UNLV (2010)

14

NICK MARTINEAU

SOPHOMORE • GUARD • 6-0 • 170 • FRUIT HEIGHTS, UTAH



SUMMARY: A point guard out of Fruit Heights, Utah, Nick Martineau came to BYU from a very successful high school program and is known for his competitive drive. The McDonald's High School America nominee has the ability to contribute at the point in BYU's up-tempo system and will provide leadership both on and off the court. He played in 20 games as a true freshman in 2007-08.

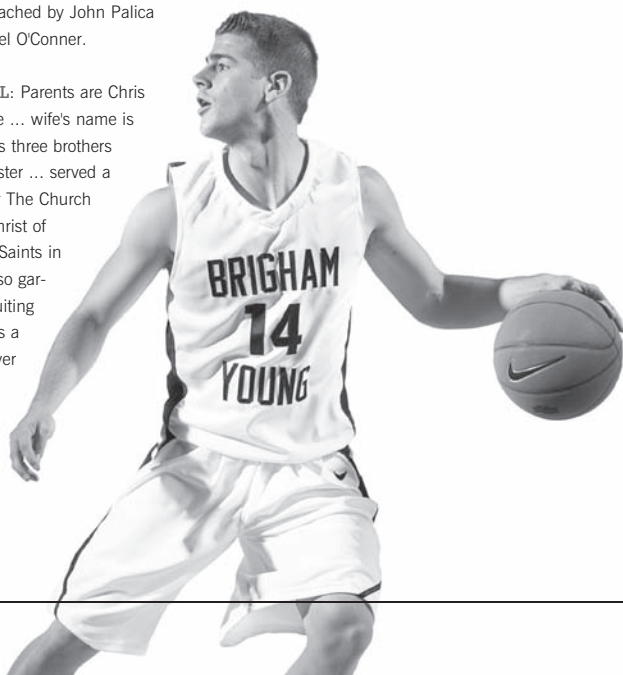
FRESHMAN (2007-08): Played in 20 games as a true freshman, averaging 5.8 minutes, 0.7 points, 0.7 assists and 0.4 rebounds per game ... tallied 14 assists with only nine turnovers ... season highs of 6 points, 4 assists and 2 rebounds on the year ... played 4 minutes against Colorado State in the MWC Tournament quarterfinals ... saw 5 minutes of action against New Mexico, tallying 1 rebound and 1 steal ... tallied 1 steal in 4 minutes against Colorado State ... recorded 1 assist in 6 minutes at Wake Forest ... notched career highs in points (6), field goals made (1 - tied), free throws made (4), free-throw percentage (1.000, 4-for-4), assists (4) and minutes (17) against Loyola Marymount ... played 4 minutes at Boise State ... dished out 2 assists in 7 minutes vs. SUU ... notched 1 assist and 1 rebound in 7 minutes against Lamar ... played 2 minutes against Weber State ... tallied 1 rebound and 1 assist in 10 minutes at Portland while missing his only shot attempt ... played 2 minutes against Hartford, recording the first steal of his Cougar career ... scored 2 points and added 2 rebounds and 2 assists in 13 minutes vs. Jackson State ... made his first career three-point shot to score 3 points against Idaho State while dishing out 3 assists in 7 minutes ... made his only shot attempt at Long Beach State in his collegiate debut, adding 2 rebounds in 11 minutes.

BEFORE BYU: DAVIS HIGH SCHOOL: McDonald's All-America nominee and Wendy's High School Heisman award winner ... averaged 15 points and six assists per game at Davis High School, earning first-team all-state honors ... also named a UHSBCA All-Star ... named region MVP as a senior and first-team all-region as a junior ... Salt Lake Tribune second-team all-state and Deseret News third-team all-state as a junior ... led the team in scoring, assists and minutes played ... career highs of 27 points and 10 assists ... also played soccer for one year and earned first-team all-state accolades as a wide receiver in football ... honored by the National Football Foundation Hall of Fame ... earned Academic all-state recognition after posting a 3.98 GPA ... served as seminary president ... coached by Jay Welk.

AAU: Played on the Utah Pump-N-Run AAU team, the top-rated team in the state ... coached by John Palica and Michael O'Conner.

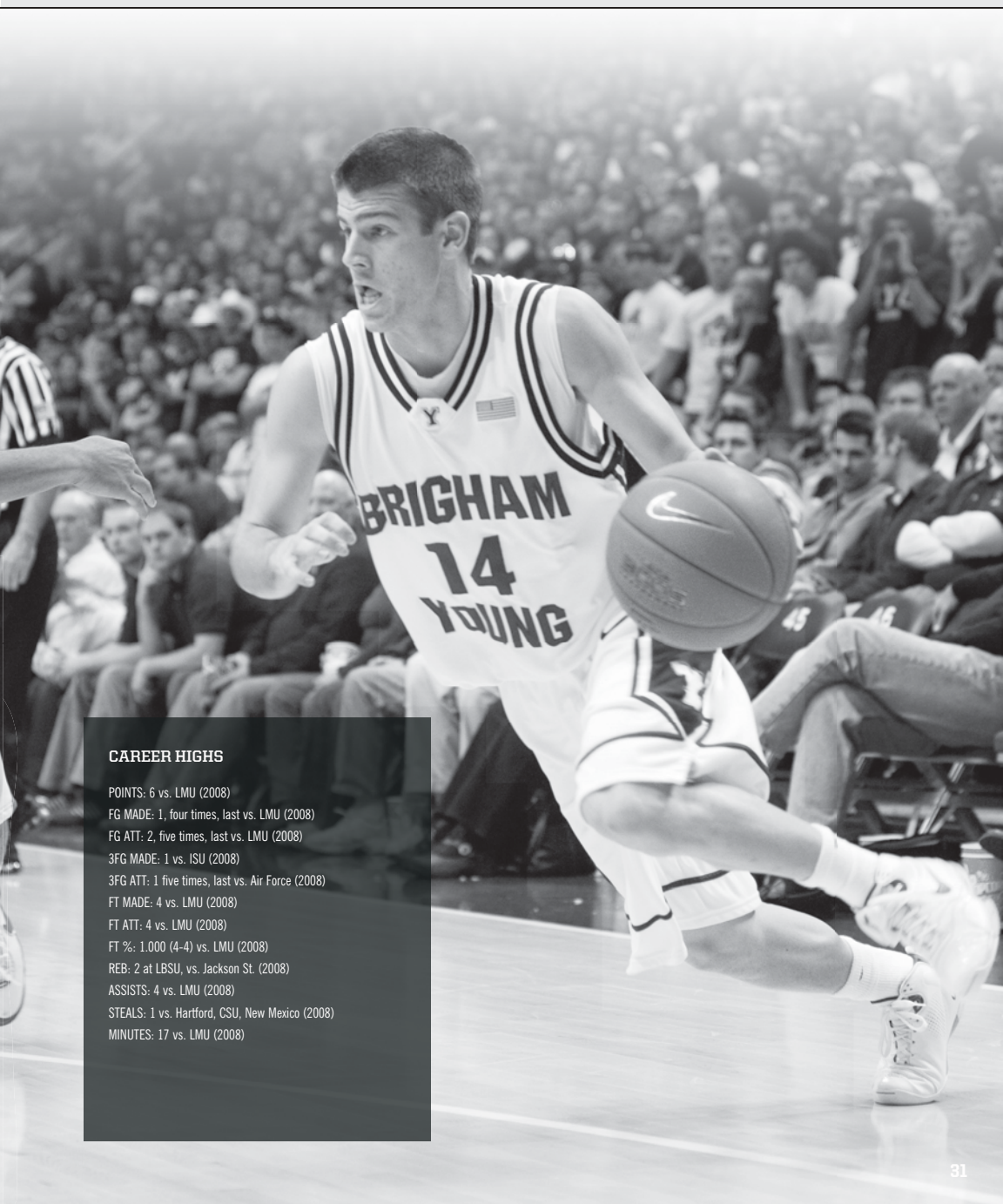
PERSONAL: Parents are Chris and Sherrie ... wife's name is Karli ... has three brothers and one sister ... served a mission for The Church of Jesus Christ of Latter-day Saints in Chile ... also garnered recruiting attention as a wide receiver

in football ... sports hero is Steve Prefontaine ... also recruited by Southern Utah, Penn, Columbia, Princeton, Stanford, Air Force, Utah State and Utah.



NICK MARTINEAU CAREER TOTALS

YEAR	GP	GS	MIN	AVG	FG	FGA	PCT	3FG	3FGA	3PCT	FT	FTA	PCT	OFF	DEF	TOT	AVG	PF	FO	A	AVG	TO	BLK	STL	PTS	AVG
2007-08	20	0	115	5.8	4	14	.286	1	5	.200	4	6	.667	2	6	8	0.4	13	0	14	0.7	9	0	3	13	0.7
Total	20	0	115	5.8	4	14	.286	1	5	.200	4	6	.667	2	6	8	0.4	13	0	14	0.7	9	0	3	13	0.7



CAREER HIGHS

POINTS: 6 vs. LMU (2008)
 FG MADE: 1, four times, last vs. LMU (2008)
 FG ATT: 2, five times, last vs. LMU (2008)
 3FG MADE: 1 vs. ISU (2008)
 3FG ATT: 1 five times, last vs. Air Force (2008)
 FT MADE: 4 vs. LMU (2008)
 FT ATT: 4 vs. LMU (2008)
 FT %: 1.000 (4-4) vs. LMU (2008)
 REB: 2 at LBSU, vs. Jackson St. (2008)
 ASSISTS: 4 vs. LMU (2008)
 STEALS: 1 vs. Hartford, CSU, New Mexico (2008)
 MINUTES: 17 vs. LMU (2008)

13

BROCK ZYLSTRA

SOPHOMORE • GUARD • 6-6 • 210 • LA VERNE, CALIF.



SUMMARY: Brock Zylstra is a competitive and athletic wing player out of La Verne, Calif. Zylstra has good size and is a proven all-around player out of Bonita High School where he averaged 22 points, 12 rebounds three steals and one block as a senior while earning his second Miramonte League MVP award. In 2009-10, Zylstra played a vital role on the scout team and helped the Cougars to a 30-6 record and a trip to the second round of the NCAA Tournament.

FRESHMAN (2009-10): Played in 20 games ... scored 19 points, had 13 rebounds and 2 assists ... played 1 minute against Kansas State in the second round of the NCAA Tournament ... scored 2 points at TCU ... played 1 minute and scored 2 points against San Diego State ... scored 2 points and had 1 rebound at Wyoming ... had 1 rebound in 2 minutes at Colorado State ... made a free throw in 8 minutes of play against Air Force ... played 3 minutes and had one assist against Colorado State ... hit a free throw in 2 minutes at Air Force ... saw the most time of his BYU career against Eastern New Mexico, setting new career highs with 15 minutes, 5 points, 5 rebounds, 1 assist and 1 steal ... had 1 rebound in 1 minute against Arizona ... grabbed 4 rebounds and scored 2 points against Eastern Washington ... recorded his first career block in four minutes against Wagner ... played 2 minutes against San Francisco ... scored one field goal on a fast break layup and added 1 rebound against Southern ... scored his first points as a Cougar on a field goal against Hawaii.

REDSHIRT - (2006-2007): Brock Zylstra redshirted in 2006-07 as a

freshman.

BEFORE BYU: BONITA HIGH SCHOOL: Averaged 22 points, 12 rebounds, three steals and one block per game as a senior at Bonita HS ... named first-team All-CIF as both a junior and a senior ... selected as the Most Valuable Player of the Miramonte League for the second year in a row and the league Player of the Year by the San Gabriel Valley Tribune in addition to being named first-team All-League by the Inland Valley Daily Bulletin as a senior ... also named the team MVP and school Athlete of the Year after breaking school records in scoring, three-pointers made and steals ... jersey retired following the 2005-06 season ... Miramonte League MVP as a junior ... also earned first-team All-San Gabriel Valley (Tribune) and second-team All-Inland Valley (Daily Bulletin) recognition ... multiple tournament MVP and all-tournament citations ... coached by Greg Eckler ... also named all-league

twice in golf ... active in choir, Boy's Athletic Association and Letterman's Club ... named to the Principal's Honor Roll all four years ... received the Order of Merit for students above a 4.0 GPA and the President's Award for Educational Excellence ... Exemplary and Life member of the California Scholastic Federation.

PERSONAL: Parents are Dave and Maxine Zylstra ... wife's name is Sarah ... served a mission for The Church of Jesus Christ of Latter-day Saints in New Zealand ... dad played football and basketball in college ... began playing basketball at the age of five ... enjoys golf ... recruited by Yale, Harvard, UC Davis, UC Irvine, UC Santa Barbara and Dartmouth ... pre-business management major.



BROCK ZYLSTRA CAREER TOTALS

YEAR	GP	GS	MIN	AVG	FG	FGA	PCT	3FG	3FGA	3PCT	FT	FTA	PCT	OFF	DEF	TOT	AVG	PF	FO	A	AVG	TO	BLK	STL	PTS	AVG
2009-10	20	0	63	3.2	7	18	.389	0	3	.000	5	8	.625	2	11	13	0.7	4	0	2	0.1	4	1	1	19	1.0
Total	20	0	63	3.2	7	18	.389	0	3	.000	5	8	.625	2	11	13	0.7	4	0	2	0.1	4	1	1	19	1.0

CAREER HIGHS

POINTS: 5 vs. Eastern New Mexico (2009)

FG MADE: 1, six times (2009)

FG ATT: 3, three times (2009)

3 FG ATT: 1, three times (2009)

FT MADE: 3 vs. ENM (2009)

FT ATT: 4 vs. ENM (2009)

FT %: .750 (3/4) ENM (2009)


REB: 5 vs. ENM (2009)


ASSISTS: 1 vs. ENM (2009)

BLOCKS: 1 vs. Wagner (2009)

STEALS: 1 vs. ENM (2009)

MINUTES: 15 vs. ENM (2009)





31

KYLE COLLINSWORTH

FRESHMAN • GUARD • 6-6 • 210 • PROVO, UTAH

SUMMARY: A versatile guard, Kyle Collinsworth is a gifted ball-handler and passer who was ranked by ESPN.com among the nations top 80 high school shooting guards. A triple double threat known for his ability to drive to the basket, Collinsworth earned first-team all-state honors as a sophomore, junior and senior and was named Utah's Deseret News Mr. Basketball and the Gatorade Player of the Year as a senior.

BEFORE BYU: PROVO HIGH SCHOOL: Played for Craig Drury ... helped Provo High to state titles as a freshman and sophomore, a second-place state finish as a junior and a trip to the state semifinals as a senior ...

participated in the NBA Players' Association Top 100 camp in Virginia in the summer of 2009 ... named to Long Beach Press-Telegram Best in the West First Team ... played in the High School Academic All-American Classic ... received the Shooter's Touch Community Service Award at the classic ... named Deseret News Mr. Basketball, Salt Lake Tribune Male Athlete of the Year and Utah Gatorade Player of the Year as a senior ... earned first-team all-state honors from the Deseret News and the Salt Lake Tribune and was the Daily Herald's All-Valley Player of the Year ... averaged 23.7 points, 10.0 rebounds, 7.8 assists and 3.4 steals and recorded five triple doubles ... led Provo to a 19-4 record ... earned first-team

all-state honors as a junior ... averaged 18.4 points, 5.4 rebounds and 7.0 assists and led Provo to a 24-1 record ... named first-team all-state as a sophomore ... averaged 14.7 points, 4.8 rebounds and 3.0 assists and led Provo to a 22-3 record ... played for Utah Pump 'N Run Red AAU team.

PERSONAL: Parents are Jeff and Alisa ... has two sisters and two brothers ... brother is Chris Collinsworth, a forward for the Cougars ... also enjoys tennis and long boarding ... also recruited by Kansas, Oklahoma State, Arizona State, Utah, Marquette, Virginia, Stanford and USC.



21

STEPHEN ROGERS


SOPHOMORE • FORWARD • 6-8 • 195 • MESA, ARIZ.

SUMMARY: A junior college All-American at Mesa Community College, Stephen Rogers is an excellent scorer and shooter. In his only season at Mesa, he averaged 21.3 points, hit 85 threes and shot .499 from the field, .427 from three and .810 from the free throw line. Rogers prepped at Mountain View High School in Mesa and won back-to-back state titles.

BEFORE BYU: MESA COMMUNITY COLLEGE: Played one season at Mesa Community College for Sam Ballard ... earned junior college All-America honors while leading Mesa to a 25-7 record and the NJCAA Region I Championship ... aver-

aged 21.3 points, 5.3 rebounds, 1.5 assists and 1.3 steals and made 85 threes ... shot .499 from the field, .427 from three and .810 from the free throw line ... redshirted one season at Arizona State prior to playing at Mesa. MOUNTAIN VIEW HIGH SCHOOL: Lettered three years at Mountain View High School for Gary Ernst ... led Mountain View to a 61-4 record his junior and senior seasons ... led team to back-to-back state titles in 2005 and 2006 ... averaged 15.3 points and 6.6 rebounds and shot 86 percent from the free throw line as a senior ... named all-state by the Arizona Coaches Association and All-Arizona by Varsity.com ... a two-time all-region honoree.

PERSONAL: Parents are Kimball and Sharon Rogers ... is the youngest of seven children ... served a mission for The Church of Jesus Christ of Latter-day Saints in Cleveland, Ohio ... sister Lindsay played volleyball at Arizona ... uncle Brent Stephenson was the WAC Student Athlete of the Year at BYU and played hoops for 1985 junior college champion Dixie College ... cousin Korie Rogers played volleyball at BYU and was a two-time All-American ... enjoys playing Xbox, long boarding, laser tag and music ... also recruited by Providence, Utah, Utah State, New Mexico, Hawaii and UC Santa Barbara.



20

ANSON WINDER

FRESHMAN • GUARD • 6-3 • 195 • LAS VEGAS, NEV.

SUMMARY: A top 80 ESPN.com high school shooting guard, Anson Winder possesses the ability to score inside and outside and a high basketball IQ. Winder competes on the defensive end and rebounds well for a guard. At Bishop Gorman High School in Las Vegas, Winder won back-to-back state titles as a junior and senior.

BEFORE BYU: BISHOP GORMAN HIGH SCHOOL: Coached by Grant Rice ... helped

lead Bishop Gorman to back-to-back Nevada 4A state titles ... averaged 17 points and seven boards as a senior and led Bishop Gorman to a 30-2 record ... earned first-team all-Southwest League and first-team all-Sunset Division honors ... as a junior averaged 13.8 points, 8.2 rebounds and 3.0 assists and helped Bishop Gorman to a 28-5 record ... earned all-Southwest League honors and Bishop Gorman's Sportsmanship Award as a junior ... earned all-tournament

honors at the Wyoming Energy Classic ... played for Triple Double Elite AAU team coached by Terrell Jamerson.

PERSONAL: Parents are Chuck Winder and Teresa Williams ... has one sister ... also recruited by Nevada, SMU, Portland, UC Riverside and Idaho.





JACKSON EMERY CAREER STATISTICS

EMERY 2009-10 GAME-BY-GAME

OPPONENT	DATE	GS	MIN	FG	FGA	PCT	3FG	FGA	PCT	FT	FTA	PCT	OFF	DEF	TOT	AVG	PF	FO	A	TO	BLK	STL	PTS	AVG	
BRADLEY	11/13/09	*	22	1	4	.250	1	3	.333	2	2	1.000	0	6	6	6.0	4	0	2	1	0	1	5	5.0	
IDAHO STATE	11/17/09	*	26	6	9	.667	5	8	.625	2	2	1.000	3	4	7	6.5	4	0	3	2	0	3	19	12.0	
AT HAWAII	11/20/09	*	27	4	7	.571	1	4	.250	2	4	.500	2	4	6	6.3	2	0	2	2	1	3	11	11.7	
SOUTHERN	11/24/09	*	23	5	10	.500	4	6	.667	2	2	1.000	0	3	3	5.5	2	0	2	1	0	5	16	12.8	
WEBER STATE	11/27/09	*	22	5	8	.625	4	6	.667	1	2	.500	0	3	3	5.0	4	0	1	1	0	2	15	13.2	
AT UTAH STATE	12/02/09	*	26	2	6	.333	2	6	.333	2	2	1.000	0	0	0	4.2	4	0	0	0	0	1	8	12.3	
VS SAN FRANCISCO	12/05/09	*	29	5	7	.714	3	5	.600	1	1	1.000	0	4	4	4.1	3	0	2	3	0	4	14	12.6	
ARIZONA STATE	12/08/09	*	26	5	9	.556	5	9	.556	2	3	.667	0	5	5	4.3	3	0	2	1	0	1	17	13.1	
AT FRESNO STATE	12/12/09	*	15	1	8	.125	0	5	.000	2	2	1.000	0	0	0	3.8	2	0	0	0	0	4	4	12.1	
WAGNER	12/17/09	*	16	1	4	.250	0	3	.000	0	0	.000	0	3	3	3.7	3	0	5	2	2	2	0	11.1	
EASTERN WASHINGTON	12/19/09	*	23	6	7	.857	2	3	.667	1	3	.333	2	5	7	4.0	0	0	4	1	0	3	15	11.5	
VS NEVADA	12/22/09	*	37	8	12	.667	5	7	.714	4	4	1.000	1	1	2	3.8	4	0	3	0	0	3	25	12.6	
VS NEBRASKA	12/23/09	*	35	6	9	.667	4	6	.667	7	7	1.000	0	8	8	4.2	1	0	3	1	0	3	23	13.4	
AT ARIZONA	12/28/09	*	31	5	10	.500	3	7	.429	0	0	.000	1	6	7	4.4	1	0	8	0	1	2	13	13.4	
UNLV	01/06/10	*	34	3	11	.273	1	8	.125	2	2	1.000	1	2	3	4.3	1	0	1	2	0	2	9	13.1	
AT UTEP	01/09/10	*	35	3	9	.333	1	6	.167	1	2	.500	0	2	2	4.1	4	0	9	4	0	4	8	12.8	
AT AIR FORCE	01/13/10	*	34	8	13	.615	5	10	.500	0	0	.000	0	5	5	4.2	1	0	3	1	1	2	21	13.2	
COLORADO STATE	01/16/10	*	20	3	6	.500	1	4	.250	0	0	.000	1	2	3	4.1	3	0	1	2	0	3	7	12.9	
WYOMING	01/20/10	*	25	4	11	.364	1	6	.167	6	8	.750	1	4	5	4.2	4	0	3	1	1	4	15	13.0	
AT SAN DIEGO STATE	01/23/10	*	27	1	9	.111	0	6	.000	0	0	.000	0	5	5	4.2	2	0	4	1	0	3	2	12.5	
AT NEW MEXICO	01/27/10	*	32	3	10	.300	1	7	.143	1	2	.500	0	6	6	4.3	3	0	0	0	0	3	8	12.2	
UTAH	01/30/10	*	34	3	10	.300	2	6	.333	0	2	.000	2	5	7	4.4	1	0	4	0	6	8	12.0		
TCU	02/02/10	*	37	4	9	.444	4	8	.500	0	0	.000	2	2	4	4.4	1	0	6	1	2	2	12	12.0	
AT UNLV	02/06/10	*	26	3	9	.333	1	6	.167	3	4	.750	1	2	3	4.3	3	0	1	2	0	1	10	12.0	
AIR FORCE	02/13/10	*	26	7	9	.778	4	6	.667	0	0	.000	1	4	5	4.4	0	0	3	1	0	1	18	12.2	
AT COLORADO STATE	02/17/10	*	22	6	10	.600	2	3	.667	2	3	.667	1	3	4	4.3	3	0	1	2	0	1	16	12.3	
AT WYOMING	02/20/10	*	31	3	7	.429	1	4	.250	3	5	.600	0	5	5	4.4	1	0	2	0	0	1	10	12.3	
SAN DIEGO STATE	02/24/10	*	38	6	7	.857	1	2	.500	4	5	.800	1	6	7	4.5	3	0	3	0	0	5	17	12.4	
NEW MEXICO	02/27/10	*	35	3	9	.333	2	5	.400	3	4	.750	2	5	7	4.6	4	0	1	2	0	5	11	12.4	
AT UTAH	03/03/10	*	33	3	11	.273	3	5	.600	2	2	1.000	1	2	3	4.5	3	0	2	0	2	11	12.3		
AT TCU	03/06/10	*	31	8	10	.800	5	6	.833	1	1	1.000	0	2	2	4.4	3	0	5	1	2	5	22	12.6	
VS TCU	03/10/10	*	39	5	7	.714	4	5	.800	1	2	.500	1	6	7	4.5	2	0	3	2	0	2	15	12.7	
AT UNLV	03/12/10	*	23	3	7	.429	2	5	.400	0	0	.000	1	2	3	4.5	5	1	2	0	2	8	12.6		
VS FLORIDA	03/18/10	*	40	2	7	.286	2	5	.400	2	4	.500	2	5	7	4.5	4	0	1	1	0	1	8	12.4	
VS KANSAS STATE	03/20/10	*	31	4	7	.571	3	6	.500	2	2	1.000	0	2	2	4.5	2	0	3	2	1	1	13	12.5	
TOTALS			35	1011	145	298	.487	85	197	.431	61	82	.744	27	129	156	4.5	90	1	96	42	11	91	436	12.5

EMERY 2008-09 GAME-BY-GAME

OPPONENT	DATE	GS	MIN	FG	FGA	PCT	3FG	FGA	PCT	FT	FTA	PCT	OFF	DEF	TOT	AVG	PF	FO	A	TO	BLK	STL	PTS	AVG	
LONG BEACH STATE	11/14/08	*	33	1	5	.200	0	3	.000	1	1	1.000	0	5	5	5.0	1	0	3	2	0	0	3	3	3.0
AT PEPPERDINE	11/18/08	*	27	3	5	.600	0	2	.000	3	5	.600	0	2	2	3.5	2	0	9	4	0	2	9	6.0	
NORTH FLORIDA	11/20/08	*	23	3	4	.750	2	3	.667	0	0	.000	0	1	1	2.7	0	0	5	1	0	0	8	6.7	
RICE	11/21/08	*	25	3	4	.750	2	3	.667	0	0	.000	0	5	5	3.3	2	0	3	0	0	0	8	7.0	
CAL POLY	11/22/08	*	33	3	3	1.000	1	1	1.000	2	2	1.000	0	3	3	3.2	3	0	3	1	1	1	9	7.4	
AT IDAHO STATE	11/29/08	*	31	6	9	.667	2	4	.500	1	1	1.000	0	4	4	3.3	5	1	2	2	0	3	15	8.7	
AT WEBER STATE	12/03/08	*	19	2	3	.667	2	3	.667	0	0	.000	0	2	2	3.1	3	0	2	0	0	2	6	8.3	
VS UTAH STATE	12/06/08	*	37	2	5	.400	1	2	.500	4	8	.500	1	5	6	3.5	1	0	3	0	1	5	9	8.4	
BOISE STATE	12/10/08	*	21	5	7	.714	2	4	.500	2	2	1.000	0	2	2	3.3	2	0	2	1	0	2	14	9.0	
PORTLAND	12/13/08	*	32	3	5	.600	2	3	.667	2	2	1.000	0	5	5	3.5	4	0	4	3	1	0	10	9.1	
VS ARIZONA STATE	12/20/08	*	31	2	8	.250	1	6	.167	0	0	.000	0	3	3	3.5	5	1	3	0	0	2	5	8.7	
AT TULSA	12/30/08	*	19	2	5	.400	1	3	.333	0	0	.000	0	6	6	3.7	0	0	1	0	1	0	5	8.4	
WAKE FOREST	01/03/09	*	26	4	10	.400	2	7	.286	3	4	.750	4	1	5	3.8	4	0	3	2	0	2	13	8.8	
WESTERN OREGON	01/06/09	*	25	0	2	.000	0	0	.000	1	2	.500	1	4	5	3.9	2	0	3	2	0	0	1	8.2	
AT COLORADO STATE	01/10/09	*	20	3	5	.600	2	4	.500	0	0	.000	0	3	3	3.8	2	0	3	1	1	2	8	8.2	
TCU	01/13/09	*	28	4	6	.667	1	3	.333	2	4	.500	0	5	5	3.9	2	0	4	1	1	1	11	8.4	
AT NEW MEXICO	01/17/09	*	30	0	5	.000	0	5	.000	1	2	.500	0	6	6	4.0	2	0	2	1	0	1	1	7.9	
UNLV	01/21/09	*	33	3	7	.429	1	4	.250	4	4	1.000	1	3	4	4.0	3	0	4	1	0	1	11	8.1	
SAN DIEGO STATE	01/24/09	*	27	3	9	.333	2	5	.400	1	1	1.000	0	5	5	4.1	1	0	2	1	0	1	9	8.2	
AT UTAH	01/27/09	*	37	2	8	.250	1	5	.200	2	2	1.000	1	5	6	4.2	5	1	3	1	1	2	7	8.1	
WYOMING	01/31/09	*	6	0	1	.000	0	0	.000	0	0	.000	0	1	1	4.0	0	2	0	0	0	0	0	7.7	
AT AIR FORCE	02/03/09	*	24	2	4	.500	2	3	.667	2	2	1.000	0	3	3	4.0	4	0	2	0	2	2	8	7.7	
COLORADO STATE	02/11/09	*	20	1	1	1.000	1	1	1.000	0	0	.000	0	3	3	3.9	2	0	8	3	0	1	3	7.5	
AT TCU	02/14/09	*	24	2	3	.667	2	3	.667	0	0	.000	0	1	1	3.8	2	0	1	1	0	0	6	7.5	
NEW MEXICO	02/17/09	*	38	7	9	.778	3	3	1.000	2	2	1.000	1	5	6	3.9	3	0	2	1	0	2	19	7.9	
AT UNLV	02/21/09	*	32	3	6	.500	0	2	.000	0	0	.000	0	4	4	3.9	5	1	4	0	0	1	6	7.8	
AT SAN DIEGO STATE	02/24/09	*	38	3	7	.429	2	5	.400	4	4	1.000	1	5	6	4.0	3	0	4	2	0	2	12	8.0	
UTAH	02/28/09	*	35	1	4	.250	1	3	.333	2	2	1.000	0	4	4	4.0	1	0	1	0	0	2	5	7.9	
AT WYOMING	03/04/09	*	35	2	5	.400	1	4	.250	0	0	.000	1	2	3	3.9	4	0	6	0	0	1	5	7.8	
AIR FORCE	03/07/09	*	40	4	7	.571	0	3	.000	7	9	.778	2	4	6	4.0	2	0	1	1	0	6	15	8.0	
VS AIR FORCE	03/12/09	*	33	1	3	.333																			

INDIVIDUAL CAREER STATISTICS

AT WASHINGTON STATE	11/22/05	10	1	1	1.000	1	1	1.000	0	0	.000	0	0	0	0	0.0	1	0	0	0	0	0	3	1.5	
SOUTHERN UTAH	11/26/05	9	3	4	.750	2	3	.667	2	2	1.000	0	0	0.0	2	0	0	1	0	0	1	0	0	10	4.3
VS LAMAR	11/30/05	16	1	3	.333	0	2	.000	0	0	.000	1	0	1	0.3	4	0	0	0	0	0	0	2	3.8	
AT USC	12/03/05	9	3	6	.500	1	3	.333	2	2	1.000	1	0	1	0.4	2	0	0	2	0	1	9	4.8		
BOISE STATE	12/07/05	11	0	2	.000	0	1	.000	0	0	.000	0	0	0.3	1	0	0	1	0	0	1	0	0	4.0	
NORTHERN KENTUCKY	12/10/05	22	3	3	1.000	2	2	1.000	0	0	.000	0	6	6	1.1	1	0	5	2	1	0	8	4.6		
WEBER STATE	12/17/05	16	1	4	.250	0	3	.000	0	0	.000	2	2	4	1.5	0	0	1	1	1	0	2	4.3		
AT UTAH STATE	12/22/05	12	3	8	.375	2	5	.400	0	0	.000	0	1	1	1.4	2	0	0	0	0	0	8	4.7		
EASTERN WASHINGTON	12/27/05	10	1	1	1.000	0	0	.000	0	0	.000	1	2	3	1.6	1	0	2	2	1	0	2	4.4		
TULSA	12/30/05	2	0	0	.000	0	0	.000	0	0	.000	0	0	0	1.5	0	0	0	0	0	0	0	0	4.0	
AT AIR FORCE	01/05/06	17	1	3	.333	0	1	.000	2	3	.667	2	2	4	1.7	2	0	2	0	0	0	4	4.0		
UTAH	01/07/06	2	0	1	.000	0	1	.000	0	0	.000	0	0	0	1.5	0	0	0	0	0	0	0	0	3.7	
AT UNLV	01/11/06	9	1	4	.250	0	2	.000	0	0	.000	1	0	1	1.5	1	0	1	0	0	2	2	3.6		
WYOMING	01/18/06	8	0	2	.000	0	1	.000	0	0	.000	0	1	1	1.5	1	0	1	1	1	0	0	3.3		
AT SAN DIEGO STATE	01/21/06	8	1	3	.333	1	3	.333	0	0	.000	1	0	1	1.4	0	0	0	0	0	1	3	3.3		
TCU	01/25/06	2	0	0	.000	0	0	.000	0	0	.000	0	0	0	1.4	2	0	0	1	0	0	0	3.1		
AT COLORADO STATE	01/28/06	2	0	0	.000	0	0	.000	0	0	.000	0	0	0	1.3	0	0	0	0	1	0	0	2.9		
AT NEW MEXICO	02/01/06	3	0	0	.000	0	0	.000	0	0	.000	0	0	0	1.2	1	0	0	0	0	0	0	2.8		
AIR FORCE	02/04/06	0	0	0	.000	0	0	.000	0	0	.000	0	0	0	1.2	0	0	0	0	0	0	0	2.7		
AT UTAH	02/08/06	4	0	1	.000	0	1	.000	0	0	.000	1	0	1	1.1	0	0	0	0	0	0	0	0	2.5	
UNLV	02/11/06	DNP																							
AT WYOMING	02/18/06	17	4	6	.667	3	4	.750	2	2	1.000	1	0	1	1.1	4	0	0	0	1	0	13	3.0		
SAN DIEGO STATE	02/22/06	* 20	2	5	.400	0	2	.000	0	0	.000	0	1	1	1.1	3	0	3	2	0	0	4	3.0		
AT TCU	02/25/06	* 21	0	2	.000	0	1	.000	1	2	.500	1	2	3	1.2	3	0	0	1	0	2	1	3.0		
COLORADO STATE	03/01/06	* 17	1	4	.250	0	3	.000	0	0	.000	1	4	5	1.4	2	0	3	2	1	2	2	2.9		
NEW MEXICO	03/04/06	* 10	1	2	.500	1	2	.500	1	2	.500	1	2	3	1.4	0	0	0	0	0	0	4	3.0		
VS UTAH	03/09/06	* 14	1	2	.500	0	0	.000	0	0	.000	2	2	1.4	5	1	1	1	0	1	2	2	2.9		
AT HOUSTON	03/15/06	* 6	0	2	.000	0	1	.000	0	0	.000	0	2	2	1.5	0	0	0	1	0	1	0	2.8		
TOTALS		6	279	28	70	.400	13	43	.302	10	13	.769	14	27	41	1.5	38	1	19	19	7	10	79	2.8	

EMERY VS. THE MOUNTAIN WEST CONFERENCE

TEAM	GP	GS	MIN	AVG	FG	FGA	PCT	3FG	FGA	PCT	FT	FTA	PCT	OFF	DEF	TOT	AVG	PF	FO	A	TO	BLK	STL	PTS	AVG	W-L
AIR FORCE	7	5	174	24.9	23	39	.590	11	24	.458	13	20	.650	8	19	27	3.9	13	0	14	5	4	12	70	10.0	6-1
COLORADO STATE	6	5	101	16.8	14	26	.538	6	15	.400	2	3	.667	3	15	18	3.0	12	0	16	10	3	9	36	6.0	6-0
NEW MEXICO	6	5	148	24.7	14	35	.400	7	22	.318	8	12	.667	4	24	28	4.7	13	0	5	4	0	11	43	7.2	3-3
SAN DIEGO STATE	7	6	186	26.6	18	46	.391	7	27	.259	9	10	.900	3	22	25	3.6	17	1	17	7	0	14	52	7.4	5-2
TCU	7	6	182	26.0	23	37	.622	16	26	.615	5	9	.556	4	18	22	3.1	15	0	19	8	5	12	67	9.6	7-0
UNLV	6	5	157	26.2	16	44	.364	5	27	.185	9	10	.900	5	13	18	3.0	18	2	13	5	0	9	46	7.7	1-5
UTAH	7	5	159	22.7	10	37	.270	7	21	.333	6	8	.750	5	18	23	3.3	15	2	12	4	1	13	33	4.7	4-3
WYOMING	6	3	122	20.3	13	32	.406	6	19	.316	11	15	.733	3	13	16	2.7	14	0	14	2	3	6	43	7.2	6-0

EMERY IN THE MWC TOURNAMENT

YEAR	GP	GS	MIN	AVG	FG	FGA	PCT	3FG	FGA	PCT	FT	FTA	PCT	OFF	DEF	TOT	AVG	PF	FO	A	TO	BLK	STL	PTS	AVG	W-L
2006	1	1	14	14.0	1	2	.500	0	0	.000	0	0	.000	0	2	2	2.0	5	1	1	1	0	1	2	2.0	0-1
2009	2	2	61	30.5	3	9	.333	1	5	.200	2	6	.333	3	1	4	2.0	9	1	4	3	1	3	9	4.5	1-1
2010	2	2	62	31.0	8	14	.571	6	10	.600	1	2	.500	2	8	10	5.0	7	1	5	2	0	4	23	11.5	1-1
TOTALS	5	5	137	27.4	12	25	.480	7	15	.467	3	8	.375	5	11	16	3.2	21	3	10	6	1	8	34	6.8	2-3

EMERY IN THE NIT

YEAR	GP	GS	MIN	AVG	FG	FGA	PCT	3FG	FGA	PCT	FT	FTA	PCT	OFF	DEF	TOT	AVG	PF	FO	A	TO	BLK	STL	PTS	AVG	W-L
2006	1	1	6	6.0	0	2	.000	0	1	.000	0	0	.000	0	2	2	2.0	0	0	0	1	0	1	0	0.0	0-1
TOTALS	1	1	6	6.0	0	2	.000	0	1	.000	0	0	.000	0	2	2	2.0	0	0	0	1	0	1	0	0.0	0-1

EMERY IN THE NCAA TOURNAMENT

YEAR	GP	GS	MIN	AVG	FG	FGA	PCT	3FG	FGA	PCT	FT	FTA	PCT	OFF	DEF	TOT	AVG	PF	FO	A	TO	BLK	STL	PTS	AVG	W-L
2009	1	1	32	32.0	3	6	.500	2	4	.500	0	0	.000	0	1	1	1.0	4	0	1	1	0	0	8	8.0	0-1
2010	2	2	71	35.5	6	14	.429	5	11	.455	4	6	.667	2	7	9	4.5	6	0	4	3	1	2	21	10.5	1-1
TOTALS	3	3	103	34.3	9	20	.450	7	15	.467	4	6	.667	2	8	10	3.3	10	0	5	4	1	2	29	9.7	1-2

JIMMER FREDETTE CAREER STATISTICS

FREDETTE 2009-10 GAME-BY-GAME

OPPONENT	DATE	GS	MIN	AVG	FG	FGA	PCT	3FG	FGA	PCT	FT	FTA	PCT	OFF	DEF	TOT	AVG	PF	FO	A	TO	BLK	STL	PTS	AVG
BRADLEY	11/13/09	*	37	6	14	.429	1	5	.200	12	14	.857	1	4	5	5.0	1	0	4	2	0	0	25	25.0	
IDAHO STATE	11/17/09	*	30	7	13	.538	2	3	.667	6	7	.857	2	1	3	4.0	0	0	2	3	0	3	22	23.5	
AT HAWAII	11/20/09	*	32	9	14	.643	0	2	.000	2	2	1.000	0	0	0	2.7	2	0	8	2	1	2	20	22.3	
SOUTHERN	11/24/09	*	18	5	11	.455	2	2	1.000	0	0	.000	2	1	3	2.8	1	0	10	0	0	4	12	19.8	
WEBER STATE	11/27/09	*	32	5	13	.385	3	5	.600	10	10	1.000	0	2	2	2.6	1	0	7	2	1	1	23	20.4	
AT UTAH STATE	12/02/09	*	35	5	15	.333	3	6	.500	6	6	1.000	2	5	7	3.3	1	0	2	3	0	1	19	20.2	
VS SAN FRANCISCO	12/05/09	*	28	4	8	.500	1	2	.500	4	4	1.000	0	3	3	3.3	1	0	6	5	0	2	13	19.1	
ARIZONA STATE	12/08/09	*	38	1	13	.077	0	5	.000	8	8	1.000	0	4	4	3.4	0	0	6	0	0	1	10	18.0	
AT FRESNO STATE	12/12/09	*	35	8	16	.500	4	8	.500	4	5	.800	2	1	3	3.3	2	0	7	7	0	2	24	18.7	
WAGNER	12/17/09	*	28	2	5	.400	0	1	.000	5	6	.833	0	1	1	3.1	0	0	2	3	0	2	9	17.7	
EASTERN WASHINGTON	12/19/09	*	22	7	14	.500	1	4	.250	5	5	1.000	1	1	2	3.0	0	0	6	2	0	2	20	17.9	
VS NEVADA	12/22/09	*	34	11	16	.688	2	5	.400	9	9	1.000	0	1	1	2.8	1	0	6	5	0	3	33	19.2	
VS NEBRASKA	12/23/09	*	34	8	12	.667	0	2	.000	8	9	.889	0	3	3	2.8	3	0	4	3	1	1	24	19.5	
AT ARIZONA	12/28/09	*	36	16	23	.696	9	13	.692	8	9	.889	1	6	7	3.1	2	0	9	5	0	2	49	21.6	
UNLV	01/06/10	*	25	2																					

INDIVIDUAL CAREER STATISTICS



COLORADO STATE	01/16/10	*	24	8	18	.444	2	5	400	3	3	1,000	1	1	2	2.8	1	0	4	3	0	0	21	19.9	
WYOMING	01/20/10	*	32	3	11	.273	1	4	250	4	7	571	2	4	6	3.0	2	0	3	0	0	2	11	19.4	
AT SAN DIEGO STATE	01/23/10	*	38	11	19	.579	5	8	625	6	6	1,000	1	2	3	3.0	1	0	5	3	1	1	33	20.2	
AT NEW MEXICO	01/27/10	*	34	8	21	.381	4	6	667	7	7	1,000	0	1	1	2.9	2	0	7	3	0	1	27	20.5	
UTAH	01/30/10	*	35	11	23	.478	4	5	800	10	12	833	1	3	4	3.0	3	0	2	3	0	1	36	21.2	
TCU	02/02/10	*	29	8	17	.471	4	6	667	6	6	1,000	0	4	4	3.0	0	0	3	1	0	1	26	21.5	
AT UNLV	02/06/10	*	37	4	15	.267	2	7	286	11	13	.846	2	5	7	3.2	1	0	6	2	0	2	21	21.4	
AIR FORCE	02/13/10	*	27	3	6	.500	1	3	333	2	2	1,000	1	0	1	3.1	1	0	6	1	0	0	9	20.9	
AT COLORADO STATE	02/17/10	*	36	12	22	.545	6	10	600	6	7	850	2	3	5	3.2	1	0	6	6	0	1	36	21.5	
AT WYOMING	02/20/10	*	36	7	14	.500	3	6	500	5	5	1,000	0	1	1	3.1	1	0	4	1	0	0	22	21.5	
SAN DIEGO STATE	02/24/10	*	36	8	17	.471	4	8	500	6	11	.545	1	5	6	3.2	1	0	5	1	0	0	26	21.7	
NEW MEXICO	02/27/10	*	16	3	7	.429	0	2	000	0	0	.000	0	2	2	3.1	0	0	2	2	0	0	6	21.1	
AT UTAH	03/03/10	*	19	1	7	.143	0	1	000	6	6	1,000	0	5	5	3.2	2	0	0	2	0	0	8	20.7	
AT TCU	03/06/10	*	22	5	11	.455	1	4	250	7	8	875	0	0	0	3.1	1	0	5	2	0	2	18	20.6	
VS TCU	03/10/10	*	38	10	23	.435	2	10	200	23	24	.958	1	3	4	3.1	0	0	6	3	0	0	45	21.4	
AT UNLV	03/12/10	*	36	7	20	.350	4	11	364	12	12	1,000	1	2	3	3.1	1	0	4	4	0	1	30	21.7	
VS FLORIDA	03/18/10	*	46	13	26	.500	3	8	375	8	10	.800	1	2	2	3.1	1	0	3	5	1	2	37	22.1	
VS KANSAS STATE	03/20/10	*	36	5	13	.385	1	4	250	10	11	.909	0	3	3	3.1	2	0	5	5	0	1	21	22.1	
TOTALS			33	1059	225	491	.458	77	175	.440	224	251	.892	25	80	105	3.1	36	0	159	93	5	41	751	22.1

FREDETTE 2008-09 GAME-BY-GAME

OPPONENT	DATE	GS	MIN	FG	FGA	PCT	3FG	3FGA	PCT	FT	FTA	PCT	OFF	DEF	TOT	AVG	PF	FO	A	TO	BLK	STL	PTS	AVG	
LONG BEACH STATE	11/14/08		24	1	7	.143	1	4	.250	5	6	.833	0	3	3	3.0	2	0	3	2	0	0	8	8.0	
AT PEPPERDINE	11/18/08	*	32	5	10	.500	2	5	400	4	5	.800	1	0	1	2.0	1	0	5	2	0	1	16	12.0	
NORTH FLORIDA	11/20/08	*	20	2	6	.333	0	2	000	0	0	.000	0	1	1	1.7	1	0	6	1	0	3	4	9.3	
RICE	11/21/08	*	25	5	8	.625	2	3	667	1	2	.500	1	3	4	2.3	1	0	5	2	0	3	13	10.3	
CAL POLY	11/22/08	*	33	3	9	.333	1	4	250	2	2	1,000	1	1	2	2.2	0	0	5	2	0	0	9	10.0	
AT IDAHO STATE	11/29/08	*	32	6	12	.500	3	6	500	4	4	1,000	2	2	4	2.5	1	0	6	4	0	1	19	11.5	
AT WEBER STATE	12/03/08	*	35	7	10	.700	4	6	667	0	0	.000	0	2	2	2.4	1	0	7	2	0	1	18	12.4	
VS UTAH STATE	12/06/08	*	35	6	13	.462	3	6	500	1	3	.333	1	4	5	2.8	0	0	2	1	0	0	16	12.9	
BOISE STATE	12/10/08	*	31	10	15	.667	1	2	500	2	2	1,000	0	0	0	2.4	0	0	2	0	0	4	23	14.0	
PORTLAND	12/13/08	*	29	6	7	.857	0	1	000	5	6	.833	1	2	3	2.5	0	0	3	4	0	2	17	14.3	
VS ARIZONA STATE	12/20/08	*	35	6	12	.500	2	5	400	2	3	.667	0	0	0	2.3	3	0	4	4	0	2	16	14.5	
AT TULSA	12/30/08	*	36	5	12	.417	0	2	000	3	3	1,000	0	1	1	2.2	4	0	2	6	0	1	13	14.3	
WAKE FOREST	01/03/09	*	38	9	17	.529	3	6	500	2	3	.667	1	1	2	2.2	1	0	9	5	0	2	23	15.0	
WESTERN OREGON	01/06/09	*	24	5	12	.417	0	2	000	3	3	1,000	1	2	3	2.2	0	0	4	1	0	0	13	14.9	
AT COLORADO STATE	01/10/09	*	31	6	12	.500	2	6	333	1	1	1,000	0	3	3	2.3	0	0	4	2	0	2	15	14.9	
TCU	01/13/09	*	30	4	11	.364	1	4	250	2	2	1,000	1	3	4	2.4	4	0	6	3	0	1	11	14.6	
AT NEW MEXICO	01/17/09	*	32	4	11	.364	1	4	250	6	6	1,000	0	3	3	2.4	0	0	4	2	1	0	15	14.6	
UNLV	01/21/09	*	37	6	15	.400	2	5	400	5	7	.714	2	2	4	2.5	0	0	1	4	0	0	19	14.9	
SAN DIEGO STATE	01/24/09	*	27	3	6	.500	0	3	000	2	2	1,000	1	5	6	2.7	0	0	4	4	0	1	8	14.5	
AT UTAH	01/27/09	*	37	6	13	.462	2	5	400	7	8	.875	0	4	4	2.8	4	0	10	3	1	2	21	14.9	
WYOMING	01/31/09	*	31	11	13	.846	4	6	.667	2	2	1,000	0	2	2	2.7	2	0	4	2	0	2	28	15.5	
AT AIR FORCE	02/03/09	*	37	6	10	.600	4	5	800	4	4	1,000	0	2	2	2.7	0	0	3	2	0	1	20	15.7	
COLORADO STATE	02/11/09	*	33	5	10	.500	2	4	500	3	3	1,000	0	3	3	2.7	1	0	4	2	0	1	15	15.7	
AT TCU	02/14/09	*	37	6	10	.600	1	2	500	3	5	.600	1	4	5	2.8	1	0	5	2	0	1	16	15.7	
NEW MEXICO	02/17/09	*	34	5	13	.385	0	3	000	0	2	.000	0	6	6	2.9	2	0	6	2	0	1	10	15.4	
AT UNLV	02/21/09	*	37	5	14	.357	0	2	000	3	4	.750	0	3	3	2.9	3	0	3	1	0	1	13	15.3	
AT SAN DIEGO STATE	02/24/09	*	36	10	19	.526	2	6	.333	6	6	1,000	2	3	5	3.0	0	0	4	4	0	5	28	15.8	
UTAH	02/28/09	*	38	8	16	.500	1	3	.333	8	9	.889	0	0	0	2.9	0	0	3	1	0	2	25	16.1	
AT WYOMING	03/04/09	*	36	4	13	.308	1	4	250	6	6	1,000	1	7	8	3.1	3	0	2	3	0	0	15	16.1	
AIR FORCE	03/07/09	*	40	4	10	.400	1	5	200	4	4	1,000	0	2	2	3.0	3	0	2	2	0	3	13	16.0	
VS AIR FORCE	03/12/09	*	36	5	10	.500	4	7	.571	7	7	1,000	0	3	3	3.0	2	0	2	5	1	2	21	16.2	
VS SAN DIEGO STATE	03/13/09	*	38	5	14	.357	1	4	250	6	7	.857	1	2	3	3.0	2	0	4	3	0	1	17	16.2	
VS TEXAS A&M	03/19/09	*	34	5	13	.385	1	4	250	7	10	.700	0	1	1	3.0	1	0	1	2	0	4	18	16.2	
TOTALS			32	1090	184	383	.480	52	136	.382	116	137	.847	18	80	98	3.0	43	0	135	85	3	50	536	16.2

FREDETTE 2007-08 GAME-BY-GAME

OPPONENT	DATE	GS	MIN	FG	FGA	PCT	3FG	3FGA	PCT	FT	FTA	PCT	OFF	DEF	TOT	AVG	PF	FO	A	TO	BLK	STL	PTS	AVG
AT LONG BEACH STATE	11/10/07		25	3	11	.273	3	6	.500	0	0	.000	1	0	1	1.0	1	0	3	1	0	1	9	9.0
IDAHO STATE	11/14/07		17	4	7	.571	2	3	.667	0	0	.000	0	0	0	0.5	0	0	1	0	0	1	10	9.5
JACKSON STATE	11/16/07		23	1	5	.200	0	2	.000	5	6	.833	0	2	2	1.0	1	0	4	1	0	4	7	8.7
HARTFORD	11/20/07		19	6	7	.857	4	5	.800	3	3	1,000	0	0	0	0.8	3	0	2	4	0	4	19	11.3
VS LOUISVILLE	11/23/07		12	0	2	.000	0	2	.000	0	1	.000	0	0	0	0.6	1	0	0	0	0	0	0	9.0
VS NORTH CAROLINA	11/24/07		5	0	0	.000	0	0	.000	0	0	.000	0	0	0	0.5	1	0	0	0	0	0	0	7.5
AT PORTLAND	12/01/07		18	5	7	.714	1	3	.333	0	0	.000	1	1	2	0.7	1	0	1	2	0	0	11	8.0
WEBER STATE	12/05/07		22	0	5	.000	0	4	.000	0	0	.000	1	1	2	0.9	1	0	2	2	0	2	0	7.0
VS MICHIGAN STATE	12/08/07		13	1	4	.250	1	4	.250	0	0	.000	0	0	0	0.8	1	0	1	1	0	0	3	6.6
LAMAR	12/12/07		19	2	6	.333	1	4	.250	2	2	1,000	0	0	0	0.7	0	0	2	0	0	2	7	6.6
PEPPERDINE	12/15/07		14	2	4	.500	1	2	.500	0	0	.000	0	0	0	0.6	2	0	2	0	0	0	5	6.5
SOUTHERN UTAH	12/21/07		8	1	2	.500	0	1	.000	0	0	.000	0	0	0	0.6	1	0	1	0				

INDIVIDUAL CAREER STATISTICS

UNLV	02/16/08	24	2	6	.333	0	1	.000	5	6	.833	1	2	3	0.7	0	0	4	1	0	1	9	6.8	
UTAH	02/20/08	22	4	7	.571	2	4	.500	4	4	1.000	0	3	3	0.8	1	0	0	1	0	0	14	7.0	
AT SAN DIEGO STATE	02/23/08	20	1	4	.250	1	2	.500	0	0	.000	1	0	1	0.8	1	0	0	2	0	0	3	6.9	
AT NEW MEXICO	02/26/08	27	2	7	.286	1	5	.200	2	2	1.000	1	0	1	0.8	4	0	2	3	0	1	7	6.9	
AIR FORCE	03/01/08	24	4	6	.667	2	2	1.000	0	0	.000	0	3	3	0.9	2	0	1	1	0	1	10	7.0	
WYOMING	03/05/08	20	2	6	.333	0	3	.000	1	2	.500	0	2	2	0.9	0	4	0	1	2	5	6.9		
AT TCU	03/08/08	10	0	3	.000	0	2	.000	0	0	.000	0	1	1	0.9	2	0	1	1	0	0	0	6.7	
VS COLORADO STATE	03/13/08	21	3	5	.600	2	4	.500	1	2	.500	0	1	1	0.9	1	0	3	2	0	0	9	6.8	
VS SAN DIEGO STATE	03/14/08	12	0	4	.000	0	3	.000	0	0	.000	0	1	1	0.9	0	2	0	0	0	0	0	6.6	
AT UNLV	03/15/08	27	5	8	.625	1	3	.333	6	7	.857	1	0	1	0.9	1	0	1	1	0	1	17	6.9	
VS TEXAS A&M	03/20/08	34	4	11	.364	2	8	.250	0	0	.000	1	4	5	1.1	3	0	3	0	0	0	10	7.0	
TOTALS		0	647	83	204	.407	43	128	.336	35	41	.854	8	29	37	1.1	44	0	61	41	3	27	244	7.0

FREDETTE VS. THE MOUNTAIN WEST CONFERENCE

TEAM	GP	GS	MIN	AVG	FG	FGA	PCT	3FG	FGA	PCT	FT	FTA	PCT	OFF	DEF	TOT	AVG	PF	FO	A	TO	BLK	STL	PTS	AVG	W-L
AIR FORCE	7	4	206	29.4	28	56	.500	15	30	.500	20	22	.909	1	11	12	1.7	11	0	19	12	1	7	91	13.0	7-0
COLORADO STATE	7	4	167	23.9	35	73	.479	15	33	.455	14	16	.875	3	11	14	2.0	6	0	26	17	1	4	99	14.1	7-0
NEW MEXICO	6	4	162	27.0	24	64	.375	8	23	.348	15	17	.882	1	13	14	2.3	9	0	27	14	2	3	71	11.8	3-3
SAN DIEGO STATE	8	5	230	28.8	42	91	.462	16	40	.400	26	32	.813	6	20	26	3.3	7	0	24	18	1	8	126	15.8	6-2
TCU	7	5	186	26.6	37	82	.451	11	32	.344	41	45	.911	3	15	18	2.6	8	0	31	15	0	6	126	18.0	7-0
UNLV	8	5	233	29.1	32	90	.356	11	33	.333	44	51	.863	7	15	22	2.8	8	0	20	18	0	6	119	14.9	2-6
UTAH	6	4	165	27.5	33	72	.458	10	22	.455	36	40	.900	2	18	20	3.3	11	0	15	11	1	5	112	18.7	5-1
WYOMING	6	4	177	29.5	28	62	.452	10	27	.370	18	22	.818	3	16	19	3.2	11	0	21	7	1	6	84	14.0	6-0

FREDETTE IN THE MWC TOURNAMENT

YEAR	GP	GS	MIN	AVG	FG	FGA	PCT	3FG	FGA	PCT	FT	FTA	PCT	OFF	DEF	TOT	AVG	PF	FO	A	TO	BLK	STL	PTS	AVG	W-L
2008	3	0	60	20.0	8	17	.471	3	10	.300	7	9	.778	1	2	3	1.0	2	0	6	3	0	1	26	8.7	2-1
2009	2	2	74	37.0	10	24	.417	5	11	.455	13	14	.929	1	5	6	3.0	4	0	6	8	1	3	38	19.0	1-1
2010	2	2	74	37.0	17	43	.395	6	21	.286	35	36	.972	2	5	7	3.5	1	0	10	7	0	1	75	37.5	1-1
TOTALS	7	4	208	29.7	35	84	.417	14	42	.333	55	59	.932	4	12	16	2.3	7	0	22	18	1	5	139	19.9	4-3

FREDETTE IN THE NCAA TOURNAMENT

YEAR	GP	GS	MIN	AVG	FG	FGA	PCT	3FG	FGA	PCT	FT	FTA	PCT	OFF	DEF	TOT	AVG	PF	FO	A	TO	BLK	STL	PTS	AVG	W-L
2008	1	0	34	34.0	4	11	.364	2	8	.250	0	0	.000	1	4	5	5.0	3	0	3	0	0	0	10	10.0	0-1
2009	1	1	34	34.0	5	13	.385	1	4	.250	7	10	.700	0	1	1	1.0	1	0	1	2	0	4	18	18.0	0-1
2010	2	2	82	41.0	18	39	.462	4	12	.333	18	21	.857	1	4	5	2.5	3	0	8	10	1	3	58	29.0	1-1
TOTALS	4	3	150	37.5	27	63	.429	7	24	.292	25	31	.806	2	9	11	2.8	7	0	12	12	1	7	86	21.5	1-3

LOGAN MAGNUSON CAREER STATISTICS

MAGNUSON 2009-10 GAME-BY-GAME

OPPONENT	DATE	GS	MIN	AVG	FG	FGA	PCT	3FG	FGA	PCT	FT	FTA	PCT	OFF	DEF	TOT	AVG	PF	FO	A	TO	BLK	STL	PTS	AVG	
BRADLE	11/13/09	2	0	1	.000	0	0	.000	0	0	.000	0	0	.000	1	1	2	2.0	0	0	1	0	0	0	0	0.0
IDAHO STATE	11/17/09	6	1	2	.500	0	0	.000	0	0	.000	0	0	.000	0	3	3	2.5	0	0	0	0	0	0	2	1.0
AT HAWAII	11/20/09	2	0	0	.000	0	0	.000	0	0	.000	0	0	.000	0	0	0	1.7	0	0	0	0	0	0	0	0.7
SOUTHERN	11/24/09	11	1	2	.500	1	2	.500	1	2	.500	0	0	.000	2	3	5	2.5	0	0	1	1	0	0	3	1.3
WEBER STATE	11/27/09	1	0	0	.000	0	0	.000	0	0	.000	0	0	.000	0	0	0	2.0	0	0	0	0	0	0	0	1.0
AT UTAH STATE	12/02/09	1	0	0	.000	0	0	.000	0	0	.000	0	0	.000	0	1	1	1.8	0	0	0	0	0	0	0	0.8
VS SAN FRANCISCO	12/05/09	3	0	1	.000	0	0	.000	0	0	.000	0	1	1	1.7	1	0	1	0	1	0	0	0	0	0	0.7
WAGNER	12/17/09	4	0	0	.000	0	0	.000	0	0	.000	0	0	.000	0	0	0	1.5	0	0	0	0	0	0	0	0.6
EASTERN WASHINGTON	12/19/09	12	0	0	.000	0	0	.000	0	0	.000	0	2	2	1.6	0	0	0	0	0	0	0	0	0	0	0.6
VS NEBRASKA	12/23/09	2	0	0	.000	0	0	.000	0	0	.000	0	0	.000	0	0	0	1.4	0	0	0	0	0	0	0	0.5
AT ARIZONA	12/28/09	2	0	0	.000	0	0	.000	0	0	.000	0	0	.000	0	0	0	1.3	0	0	0	0	0	0	0	0.5
EASTERN NEW MEXICO	01/02/10	14	2	3	.667	1	1	1.000	1	1	1.000	1	1	1.000	1	1	2	1.3	0	0	1	0	0	0	6	0.9
AT AIR FORCE	01/13/10	3	0	0	.000	0	0	.000	0	0	.000	0	0	.000	0	0	0	1.2	0	0	0	0	0	0	0	0.8
COLORADO STATE	01/16/10	3	0	0	.000	0	0	.000	1	2	.500	0	1	1	1.2	1	0	1	0	0	0	0	0	0	1	0.9
UTAH	01/30/10	1	0	0	.000	0	0	.000	1	2	.500	0	0	0	0	1	1	0	0	0	0	0	0	0	1	0.9
AT UNLV	02/06/10	1	0	0	.000	0	0	.000	0	0	.000	0	0	.000	0	0	0	1.1	0	0	0	1	0	0	0	0.8
AIR FORCE	02/13/10	9	0	0	.000	0	0	.000	0	0	.000	0	2	2	1.1	0	0	1	0	0	1	0	0	1	0	0.8
AT COLORADO STATE	02/17/10	4	0	0	.000	0	0	.000	0	0	.000	0	1	1	1.1	0	0	0	0	1	0	0	0	0	0	0.7
AT WYOMING	02/20/10	1	0	0	.000	0	0	.000	0	0	.000	0	2	2	1.2	0	0	1	0	0	1	0	0	0	0	0.7
SAN DIEGO STATE	02/24/10	1	0	0	.000	0	0	.000	0	0	.000	0	0	0	0	0	0	1.1	0	0	0	0	0	0	0	0.7
AT UTAH	03/03/10	2	0	0	.000	0	0	.000	0	0	.000	0	0	0	0	0	0	1.0	0	0	0	0	0	1	0	0.6
AT TCU	03/06/10	4	0	1	.000	0	1	.000	0	0	.000	0	0	0	0	0	0	1.0	0	0	0	1	0	0	0	0.6
VS KANSAS STATE	03/20/10	1	0	0	.000	0	0	.000	0	0	.000	0	0	0	0	0	0	1.0	0	0	0	0	0	0	0	0.6
TOTALS		0	90	4	10	.400	2	4	.500	3	5	.600	4	18	22	1.0	2	0	7	4	0	2	13	0.6		

MAGNUSON VS. THE MOUNTAIN WEST CONFERENCE

TEAM	GP	GS	MIN	AVG	FG	FGA	PCT	3FG	FGA	PCT	FT	FTA	PCT	OFF	DEF	TOT	AVG	PF	FO	A	TO	BLK	STL	PTS	AVG	W-L
AIR FORCE	2	0	12	6.0	0	0	.000	0	0	.000	0	0	.000	0	2	2	1.0	0	0	1	0	0	1	0	0.0	2-0
COLORADO STATE	2	0	7	3.5	0	0	.000	0	0	.000	1	2	.500	0	2	2	1.0	1	0	1	1	0	0	1	0.5	2-0
SAN DIEGO STATE	1	0	1	1.0	0	0	.000	0	0	.000	0	0	.000	0	0	0	0.0	0	0	0	0	0	0	0	0.0	1-0
TCU	1	0	4	4.0	0	1	.000	0	1	.000	0	0	.000	0	0	0	0.0	0	0	0	1	0	0	0	0.0	1-0
UNLV	1	0	1	1.0	0	0	.000	0	0	.000	0	0	.000	0	0	0	0.0	0	0	0	1	0	0	0	0.0	0-1
UTAH	2	0	3	1.5	0	0	.000	0	0	.000	1	2	.500	0	0	0	0.0	0	0	0	0	0	1	1	0.5	2-0
WYOMING	1	0	1	1.0	0	0	.000	0	0	.000	0	0	.000	0	2	2	2.0	0	0	1	0	0	0			

INDIVIDUAL CAREER STATISTICS



MAGNUSSON IN THE NCAA TOURNAMENT

YEAR	GP	GS	MIN	AVG	FG	FGA	PCT	3FG	FGA	PCT	FT	FTA	PCT	OFF	DEF	TOT	AVG	PF	FO	A	TO	BLK	STL	PTS	AVG	W-L
2010	1	0	1	1.0	0	0	.000	0	0	0.000	0	0	.000	0	0	0	0.0	0	0	0	0	0	0	0	0.0	0-1
TOTALS	1	0	1	1.0	0	0	.000	0	0	0.000	0	0	.000	0	0	0	0.0	0	0	0	0	0	0	0	0.0	0-1

CHARLES ABOUTO CAREER STATISTICS

ABOUTO 2009-10 GAME-BY-GAME

OPPONENT	DATE	GS	MIN	AVG	FG	FGA	PCT	3FG	FGA	PCT	FT	FTA	PCT	OFF	DEF	TOT	AVG	PF	FO	A	TO	BLK	STL	PTS	AVG
BRADLEY	11/13/09	*	18	2	7	286	0	1	0	0.000	3	2	5	5.0	2	0	2	1	2	4	4	0	0	0	4.0
IDAHO STATE	11/17/09	*	10	3	4	750	0	0	0	0.000	2	2	1.000	2	4	6	5.5	1	0	1	1	1	1	8	6.0
AT HAWAII	11/20/09		14	1	3	333	0	0	0	0.000	0	0	0.000	1	0	1	4.0	2	0	1	0	1	1	2	4.7
SOUTHERN	11/24/09		17	3	5	600	2	2	1	1.000	3	4	750	1	2	3	3.8	0	3	1	1	1	1	11	6.3
WEBER STATE	11/27/09		13	0	4	000	0	2	0	0.000	5	6	833	2	1	3	3.6	1	0	1	0	1	1	5	6.0
AT UTAH STATE	12/02/09		15	1	1	1000	0	0	0	0.000	3	5	600	0	2	2	3.3	4	0	0	3	0	0	5	5.8
VS SAN FRANCISCO	12/05/09		8	1	4	250	0	1	0	0.000	2	2	1000	1	1	2	3.1	0	0	1	1	0	1	4	5.6
ARIZONA STATE	12/08/09		10	2	2	1000	1	1	1	1.000	0	0	0.000	0	0	0	2.8	3	0	0	0	0	0	5	5.5
AT FRESNO STATE	12/12/09		3	0	1	000	0	0	0	0.000	0	0	0.000	0	0	0	2.4	2	0	0	0	0	0	0	4.9
WAGNER	12/17/09		19	1	4	250	0	1	0	0.000	0	2	0.000	3	2	5	2.7	3	0	3	3	0	1	2	4.6
EASTERN WASHINGTON	12/19/09		17	2	3	667	1	1	1	1.000	4	6	667	1	1	2	2.6	2	0	2	0	0	0	9	5.0
VS NEVADA	12/22/09		8	1	2	500	0	0	0	0.000	0	0	0.000	0	2	2	2.6	0	0	0	0	0	0	2	4.8
VS NEBRASKA	12/23/09		3	0	1	000	0	0	0	0.000	1	2	500	0	0	0	2.4	0	0	0	0	0	0	1	4.5
AT ARIZONA	12/28/09		5	1	1	1000	0	0	0	0.000	0	0	0.000	0	0	0	2.2	0	0	0	0	0	0	2	4.3
EASTERN NEW MEXICO	01/02/10		20	1	6	167	0	2	0	0.000	1	1	1000	2	6	8	2.6	0	1	4	0	0	0	3	4.2
UNLV	01/06/10		8	0	1	000	0	0	0	0.000	0	0	0.000	2	1	3	2.6	0	0	0	0	1	0	0	3.9
AT UTEP	01/09/10		8	2	2	1000	0	0	0	0.000	1	2	500	0	3	3	2.6	1	0	1	0	1	1	5	4.0
AT AIR FORCE	01/13/10		7	0	2	000	0	1	0	0.000	0	0	0.000	0	0	0	2.5	0	0	0	0	0	0	0	3.8
COLORADO STATE	01/16/10		17	4	5	800	0	0	0	0.000	2	3	667	3	5	8	2.8	3	0	3	0	0	1	10	4.1
WYOMING	01/20/10		9	3	5	600	0	0	0	0.000	0	0	0.000	0	3	3	2.8	2	0	1	0	0	0	6	4.2
AT SAN DIEGO STATE	01/23/10		11	2	4	500	0	0	0	0.000	0	0	0.000	1	4	5	2.9	1	0	0	0	1	1	4	4.2
AT NEW MEXICO	01/27/10		15	1	3	333	0	0	0	0.000	0	0	0.000	1	3	4	3.0	3	2	0	1	1	2	4.1	
UTAH	01/30/10		10	3	4	750	0	0	0	0.000	0	0	0.000	0	3	3	3.0	0	0	0	1	0	0	6	4.2
TCU	02/02/10		20	0	4	000	0	2	0	0.000	5	6	833	1	3	4	3.0	3	0	3	1	1	1	5	4.2
AT UNLV	02/06/10		18	3	5	600	1	2	5	2.000	2	2	1000	1	2	3	3.0	3	0	1	0	1	0	9	4.4
AIR FORCE	02/13/10		14	1	2	500	1	1	1	1.000	0	0	0.000	4	0	4	3.0	1	0	1	2	0	1	3	4.3
AT COLORADO STATE	02/17/10		16	1	2	500	1	2	5	2.000	0	0	0.000	0	7	7	3.2	2	0	1	0	0	1	3	4.3
AT WYOMING	02/20/10		12	2	5	400	0	2	0	0.000	0	0	0.000	2	0	2	3.1	2	0	1	2	0	1	4	4.3
SAN DIEGO STATE	02/24/10		15	2	4	500	0	1	0	0.000	0	0	0.000	0	4	4	3.2	1	0	0	1	1	1	4	4.3
NEW MEXICO	02/27/10		8	0	0	000	0	0	0	0.000	0	0	0.000	1	0	1	3.1	3	0	0	0	0	0	0	4.1
AT UTAH	03/03/10		14	1	4	250	0	0	0	0.000	1	2	500	2	1	3	3.1	0	0	1	0	0	1	3	4.1
AT TCU	03/06/10		26	8	11	727	2	2	1	1.000	4	6	667	3	2	5	3.2	1	0	3	2	0	0	22	4.7
VS TCU	03/10/10		9	1	1	1000	1	1	1	1.000	0	0	0.000	0	1	1	3.1	4	0	0	0	0	0	3	4.6
AT UNLV	03/12/10		26	3	6	500	1	2	5	2.000	1	1	1000	2	3	5	3.1	5	1	2	0	0	0	8	4.7
VS FLORIDA	03/18/10		10	1	2	500	0	0	0	0.000	0	0	0.000	0	1	1	3.1	0	0	1	0	0	0	2	4.6
VS KANSAS STATE	03/20/10		11	0	2	000	0	0	0	0.000	2	3	667	1	1	2	3.1	1	0	0	0	0	0	2	4.6
TOTALS			2	464	57	122	.467	11	27	.407	39	55	.709	40	70	110	3.1	56	1	31	29	9	19	164	4.6

ABOUTO 2008-09 GAME-BY-GAME

OPPONENT	DATE	GS	MIN	AVG	FG	FGA	PCT	3FG	FGA	PCT	FT	FTA	PCT	OFF	DEF	TOT	AVG	PF	FO	A	TO	BLK	STL	PTS	AVG
LONG BEACH STATE	11/14/08		8	0	0	000	0	0	0	0.000	0	0	0.000	0	2	2	2.0	0	0	0	0	0	0	0	0.0
AT PEPPERDINE	11/18/08		13	1	2	500	1	1	1	1.000	6	6	1000	0	2	2	2.0	1	0	1	0	1	0	9	4.5
NORTH FLORIDA	11/20/08		19	4	6	667	0	0	0	0.000	1	2	500	0	4	4	2.7	1	0	1	0	0	1	9	6.0
RICE	11/21/08		21	2	6	333	1	2	5	2.000	4	4	1000	0	2	2	2.5	1	0	2	1	0	0	9	6.8
CAL POLY	11/22/08		15	1	2	500	0	1	0	0.000	1	1	1000	1	3	4	2.8	0	0	1	1	0	0	3	6.0
AT IDAHO STATE	11/29/08		9	0	0	000	0	0	0	0.000	3	4	750	0	3	3	2.8	0	0	1	0	0	0	3	5.5
AT WEBER STATE	12/03/08		9	1	4	250	0	2	0	0.000	0	0	0.000	2	0	2	2.7	0	0	1	1	0	0	2	5.0
VS UTAH STATE	12/06/08		3	0	1	000	0	0	0	0.000	0	0	0.000	0	0	0	2.4	0	0	0	1	1	0	0	4.4
BOISE STATE	12/10/08		19	1	2	500	0	1	0	0.000	1	4	250	0	0	0	2.1	0	0	0	2	0	1	3	4.2
PORTLAND	12/13/08		9	0	0	000	0	0	0	0.000	1	2	500	0	0	0	1.9	2	0	0	1	0	0	1	3.9
VS ARIZONA STATE	12/20/08		11	0	0	000	0	0	0	0.000	0	0	0.000	1	1	2	1.9	4	0	1	0	0	1	0	3.5
AT TULSA	12/30/08		25	0	1	000	0	0	0	0.000	1	2	500	1	5	6	2.3	1	0	1	2	0	1	1	3.3
WAKE FOREST	01/03/09		23	3	8	375	1	2	5	2.000	3	3	1000	1	4	5	2.5	5	1	1	1	0	0	10	3.8
WESTERN OREGON	01/06/09		19	2	6	333	0	1	0	0.000	0	0	0.000	0	4	4	2.6	0	0	1	1	0	1	4	3.9
AT COLORADO STATE	01/10/09		20	3	5	600	2	3	6	2.000	0	0	0.000	1	3	4	2.7	1	0	0	2	0	0	8	4.1
TCU	01/13/09		5	0	0	000	0	0	0	0.000	0	0	0.000	0	0	0	2.5	1	0	0	0	0	0	0	3.9
AT NEW MEXICO	01/17/09		8	1	3	333	0	1	0	0.000	1	2	500	0	0	0	2.4	3	0	0	2	0	0	3	3.8
UNLV	01/21/09		8	1	1	1000	1	1	1	1.000	0	0	0.000	0	0	0	2.2	2	0	1	0	0	0	3	3.8
SAN DIEGO STATE	01/24/09		2	1	1	1000	0	0	0	0.000	0	0	0.000	0	0	0	2.1	0	0	0	1	0	0	2	3.7
AT UTAH	01/27/09		3	0	1	000	0	0	0	0.000	0	0	0.000	0	0	0	2.0	0	0	0	0	0	0	0	3.5
WYOMING	01/31/09	*	15	1	4	250	0	1	0	0.000	0	0	0.000	0	3	3	2.0	2	0	0	1	0	0	2	3.4
AT AIR FORCE	02/03/09		5	0	1	000	0	0	0	0.000	0	0	0.000												

INDIVIDUAL CAREER STATISTICS

VS AIR FORCE	03/12/09	0	0	0	.000	0	0	.000	0	0	.000	0	0	0	1.8	0	0	0	0	0	0	0	0	3.0
VS SAN DIEGO STATE	03/13/09	8	1	1	1.000	1	1	1.000	1	3	.333	2	2	4	1.9	3	0	0	2	0	2	4	3.0	
VS TEXAS A&M	03/19/09	6	0	2	.000	0	0	.000	0	0	.000	1	1	2	1.9	1	0	0	1	0	0	0	2.9	
TOTALS		1	354	30	75	.400	9	21	.429	27	42	.643	13	49	62	1.9	33	1	13	22	3	9	96	2.9

ABOUB VS. THE MOUNTAIN WEST CONFERENCE

TEAM	GP	GS	MIN	AVG	FG	FGA	PCT	3FG	FGA	PCT	FT	FTA	PCT	OFF	DEF	TOT	AVG	PF	FO	A	TO	BLK	STL	PTS	AVG	W-L
AIR FORCE	5	0	31	6.2	1	6	.167	1	3	.333	0	0	.000	4	3	7	1.4	1	0	1	2	0	2	3	0.6	5-0
COLORADO STATE	4	0	70	17.5	11	17	.647	5	7	.714	5	8	.625	4	21	25	6.3	8	0	5	2	0	2	32	8.0	4-0
NEW MEXICO	4	0	37	9.3	3	8	.375	0	1	.000	2	4	.500	3	3	6	1.5	10	0	3	3	2	1	8	2.0	1-3
SAN DIEGO STATE	5	0	42	8.4	6	12	.500	1	2	.500	1	3	.333	4	10	14	2.8	5	0	0	4	2	4	14	2.8	4-1
TCU	5	0	66	13.2	9	17	.529	3	5	.600	9	12	.750	5	6	11	2.2	10	0	6	3	1	1	30	6.0	5-0
UNLV	5	0	79	15.8	9	17	.529	3	6	.500	3	5	.600	5	6	11	2.2	11	1	3	3	1	2	24	4.8	1-4
UTAH	4	0	36	9.0	5	11	.455	0	0	.000	1	2	.500	2	5	7	1.8	0	0	1	1	0	1	11	2.8	3-1
WYOMING	4	1	39	9.8	6	15	.400	0	3	.000	0	0	.000	2	6	8	2.0	6	0	2	3	0	1	12	3.0	4-0

ABOUB IN THE MWC TOURNAMENT

YEAR	GP	GS	MIN	AVG	FG	FGA	PCT	3FG	FGA	PCT	FT	FTA	PCT	OFF	DEF	TOT	AVG	PF	FO	A	TO	BLK	STL	PTS	AVG	W-L
2009	2	0	8	4.0	1	1	1.000	1	1	1.000	1	3	.333	2	2	4	2.0	3	0	0	2	0	2	4	2.0	1-1
2010	2	0	35	17.5	4	7	.571	2	3	.667	1	1	1.000	2	4	6	3.0	9	1	1	2	0	0	11	5.5	1-1
TOTALS	4	0	43	10.8	5	8	.625	3	4	.750	2	4	.500	4	6	10	2.5	12	1	1	4	0	2	15	3.8	2-2

ABOUB IN THE NCAA TOURNAMENT

YEAR	GP	GS	MIN	AVG	FG	FGA	PCT	3FG	FGA	PCT	FT	FTA	PCT	OFF	DEF	TOT	AVG	PF	FO	A	TO	BLK	STL	PTS	AVG	W-L
2009	1	0	6	6.0	0	2	.000	0	0	.000	0	0	.000	1	1	2	2.0	1	0	0	1	0	0	0	0.0	0-1
2010	2	0	21	10.5	1	4	.250	0	0	.000	2	3	.667	1	3	1.5	1	0	1	0	1	0	0	4	2.0	1-1
TOTALS	3	0	27	9.0	1	6	.167	0	0	.000	2	3	.667	2	3	5	1.7	2	0	1	1	0	0	4	1.3	1-2

JAMES ANDERSON CAREER STATISTICS

ANDERSON 2009-10 GAME-BY-GAME

OPPONENT	DATE	GS	MIN	FG	FGA	PCT	3FG	FGA	PCT	FT	FTA	PCT	OFF	DEF	TOT	AVG	PF	FO	A	TO	BLK	STL	PTS	AVG	
BRADLEY	11/13/09	2	0	0	.000	0	0	.000	0	0	.000	0	0	0	0.0	2	0	0	0	0	0	0	0	0	0.0
IDAHO STATE	11/17/09	4	1	1	1.000	0	0	.000	1	2	.500	1	1	2	1.0	0	0	0	0	0	0	0	3	1.5	
AT HAWAII	11/20/09	10	0	1	.000	0	0	.000	0	0	.000	3	1	4	2.0	2	0	0	0	0	0	0	0	1.0	
SOUTHERN	11/24/09	6	2	3	.667	0	0	.000	0	0	.000	1	0	1	1.8	2	0	0	1	0	2	4	1.8		
WEBER STATE	11/27/09	2	0	0	.000	0	0	.000	0	0	.000	0	1	1	1.6	0	0	0	0	0	0	0	0	1.4	
AT UTAH STATE	12/02/09	2	0	0	.000	0	0	.000	0	0	.000	0	0	0	1.3	1	0	0	0	0	0	0	0	1.2	
VS SAN FRANCISCO	12/05/09	4	0	2	.000	0	0	.000	0	0	.000	0	1	1	1.3	1	0	0	0	0	0	0	0	1.0	
AT FRESNO STATE	12/12/09	3	0	0	.000	0	0	.000	0	0	.000	0	0	0	1.1	1	0	0	1	0	0	0	0	0.9	
WAGNER	12/17/09	6	2	2	1.000	0	0	.000	3	4	.750	1	4	5	1.6	2	0	0	0	0	0	0	7	1.6	
EASTERN WASHINGTON	12/19/09	8	1	1	1.000	0	0	.000	0	0	.000	1	3	4	1.8	3	0	0	1	0	0	0	2	1.6	
VS NEVADA	12/22/09	3	0	0	.000	0	0	.000	0	0	.000	0	0	0	1.6	1	0	0	1	0	0	0	0	1.5	
VS NEBRASKA	12/23/09	2	0	1	.000	0	0	.000	1	2	.500	1	0	1	1.6	0	0	0	0	0	0	0	1	1.4	
AT ARIZONA	12/28/09	4	1	2	.500	0	0	.000	0	0	.000	0	0	0	1.5	2	0	0	0	0	0	0	2	1.5	
EASTERN NEW MEXICO	01/02/10	7	1	2	.500	0	0	.000	0	0	.000	1	0	1	1.4	0	0	1	0	0	0	0	2	1.5	
UNLV	01/06/10	1	0	1	.000	0	0	.000	0	0	.000	0	0	0	1.3	0	0	0	0	0	0	0	0	1.4	
AT UTEP	01/09/10	1	0	0	.000	0	0	.000	0	0	.000	0	0	0	1.3	0	0	0	0	0	0	0	0	1.3	
AT AIR FORCE	01/13/10	1	0	0	.000	0	0	.000	0	0	.000	0	0	0	1.2	0	0	0	0	0	0	0	0	1.2	
COLORADO STATE	01/16/10	3	0	0	.000	0	0	.000	1	3	.333	0	1	1	1.2	0	0	0	0	0	1	0	1	1.2	
AT SAN DIEGO STATE	01/23/10	2	0	0	.000	0	0	.000	0	0	.000	0	0	0	1.1	1	0	0	0	0	0	0	0	1.2	
AT NEW MEXICO	01/27/10	5	0	0	.000	0	0	.000	0	0	.000	0	1	1	1.1	3	0	0	0	1	0	0	0	1.1	
TCU	02/02/10	10	1	3	.333	0	0	.000	2	2	1.000	2	1	3	1.2	1	0	1	1	1	0	1	4	1.2	
AT UNLV	02/06/10	1	1	1	1.000	0	0	.000	0	0	.000	0	1	1	1.2	3	0	0	0	0	0	0	2	1.3	
AIR FORCE	02/13/10	4	1	2	.500	0	0	.000	2	2	1.000	0	0	0	1.1	1	0	0	0	0	0	0	4	1.4	
AT COLORADO STATE	02/17/10	4	0	0	.000	0	0	.000	0	0	.000	0	0	0	1.1	3	0	0	0	1	0	0	0	1.3	
AT WYOMING	02/20/10	4	0	2	.000	0	0	.000	0	0	.000	1	0	1	1.1	1	0	1	0	0	0	0	0	1.3	
SAN DIEGO STATE	02/24/10	0	0	0	.000	0	0	.000	0	0	.000	0	0	0	1.0	0	0	0	0	0	0	0	0	1.2	
AT UTAH	03/03/10	2	1	1	1.000	0	0	.000	0	0	.000	0	0	0	1.0	1	0	0	0	0	0	0	2	1.3	
AT TCU	03/06/10	3	0	0	.000	0	0	.000	0	0	.000	0	0	0	1.0	0	0	0	0	0	0	0	0	1.2	
VS KANSAS STATE	03/20/10	2	0	0	.000	0	0	.000	0	0	.000	1	0	1	1.0	0	0	0	0	1	0	0	0	1.2	
TOTALS		0	106	12	25	.480	0	0	.000	10	15	.667	13	15	28	1.0	31	0	3	5	5	2	34	1.2	

ANDERSON 2008-09 GAME-BY-GAME

OPPONENT	DATE	GS	MIN	FG	FGA	PCT	3FG	FGA	PCT	FT	FTA	PCT	OFF	DEF	TOT	AVG	PF	FO	A	TO	BLK	STL	PTS	AVG
AT PEPPERDINE	11/18/08	8	0	0	.000	0	0	.000	0	0	.000	1	0	1	1.0	0	0	0	0	0	0	0	0	0.0
NORTH FLORIDA	11/20/08	8	1	2	.500	0	0	.000	0	0	.000	2	3	5	3.0	3	0	0	0	3	0	0	2	1.0
RICE	11/21/08	8	2	3	.667	0	0	.000	0	0	.000	1	1	2	2.7	2	0	0	0	0	0	0	4	2.0
CAL POLY	11/22/08	7	0	1	.000	0	0	.000	0	0	.000	0	1	1	2.3	2	0	0	0	0	0	0	0	1.5
AT IDAHO STATE	11/29/08	7	0	1	.000	0	0	.000	0	0	.000	0	1	1	2.0	2	0	0	0	0	0	0	0	1.2
AT WEBER STATE	12/03/08	10	3	4	.750	0	0	.000	0	0	.000	1	0	1	1.8	3	0	0	0	0	0	0	6	2.0
VS UTAH STATE	12/06/08	2	0	0	.000	0	0	.000	0	0	.000	0	0	0	1.6	2	0	0	0	0	0			

INDIVIDUAL CAREER STATISTICS



AT UTAH	01/27/09	7	2	2	1,000	0	0	.000	0	0	.000	0	1	1	1.3	4	0	0	0	0	0	4	2.0	
WYOMING	01/31/09	7	2	3	.667	0	0	.000	0	2	.000	1	0	1	1.3	3	0	0	0	0	0	4	2.1	
AT AIR FORCE	02/03/09	8	0	3	.000	0	0	.000	0	2	.000	2	0	2	1.4	1	0	1	0	0	0	0	2.0	
COLORADO STATE	02/11/09	23	8	11	.727	0	0	.000	0	1	.000	2	5	7	1.7	4	0	0	1	2	1	16	2.8	
AT TCU	02/14/09	11	2	2	1,000	0	0	.000	0	0	.000	1	1	2	1.7	4	0	0	0	0	1	4	2.8	
NEW MEXICO	02/17/09	16	0	2	.000	0	0	.000	1	2	.500	0	1	1	1.7	5	1	1	2	1	0	1	2.8	
AT SAN DIEGO STATE	02/24/09	5	0	0	.000	0	0	.000	0	0	.000	0	0	0	1.6	0	0	0	0	0	0	0	2.6	
UTAH	02/28/09	6	0	1	.000	0	0	.000	0	0	.000	0	1	1	1.5	2	0	0	0	0	0	0	2.5	
AT WYOMING	03/04/09	10	3	4	.750	0	0	.000	1	3	.333	2	3	5	1.7	3	0	0	1	0	1	7	2.7	
AIR FORCE	03/07/09	2	0	1	.000	0	0	.000	0	0	.000	0	1	1	1.7	0	0	0	0	0	0	0	2.6	
VS AIR FORCE	03/12/09	0	0	0	.000	0	0	.000	0	0	.000	0	0	0	1.6	0	0	0	0	0	0	0	2.5	
VS SAN DIEGO STATE	03/13/09	6	2	2	1,000	0	0	.000	2	3	.667	1	1	2	1.6	1	0	0	0	2	0	6	2.6	
VS TEXAS A&M	03/19/09	3	0	1	.000	0	0	.000	0	0	.000	1	0	1	1.6	1	0	0	0	0	0	0	2.5	
TOTALS		0	204	31	55	.564	0	0	.000	6	18	.333	18	25	43	1.6	51	1	5	6	15	6	68	2.5

ANDERSON VS. THE MOUNTAIN WEST CONFERENCE

TEAM	GP	GS	MIN	AVG	FG	FGA	PCT	3FG	FGA	PCT	FT	FTA	PCT	OFF	DEF	TOT	AVG	PF	FO	A	TO	BLK	STL	PTS	AVG	W-L
AIR FORCE	5	0	15	3.0	1	6	.167	0	0	.000	2	4	.500	2	1	3	0.6	2	0	1	0	0	0	4	0.8	5-0
COLORADO STATE	4	0	35	8.8	8	12	.667	0	0	.000	1	4	.250	2	6	8	2.0	8	0	0	1	4	2	17	4.3	4-0
NEW MEXICO	3	0	25	8.3	0	2	.000	0	0	.000	1	2	.500	0	2	2	0.7	9	1	1	2	2	0	1	0.3	1-2
SAN DIEGO STATE	5	0	20	4.0	4	5	.800	0	0	.000	2	3	.667	2	1	3	0.6	5	0	0	1	4	0	10	2.0	4-1
TCU	3	0	24	8.0	3	5	.600	0	0	.000	2	2	1,000	3	2	5	1.7	5	0	1	1	1	1	8	2.7	3-0
UNLV	2	0	2	1.0	1	2	.500	0	0	.000	0	0	.000	0	1	1	0.5	3	0	0	0	0	0	2	1.0	1-1
UTAH	3	0	15	5.0	3	4	.750	0	0	.000	0	0	.000	0	2	2	0.7	7	0	0	0	0	0	6	2.0	2-1
WYOMING	3	0	21	7.0	5	9	.556	0	0	.000	1	5	.200	4	3	7	2.3	7	0	1	1	0	1	11	3.7	3-0

ANDERSON IN THE MWC TOURNAMENT

YEAR	GP	GS	MIN	AVG	FG	FGA	PCT	3FG	FGA	PCT	FT	FTA	PCT	OFF	DEF	TOT	AVG	PF	FO	A	TO	BLK	STL	PTS	AVG	W-L
2009	2	0	6	3.0	2	2	1,000	0	0	.000	2	3	.667	1	1	2	1.0	1	0	0	0	2	0	6	3.0	1-1
TOTALS	2	0	6	3.0	2	2	1,000	0	0	.000	2	3	.667	1	1	2	1.0	1	0	0	0	2	0	6	3.0	1-1

ANDERSON IN THE NCAA TOURNAMENT

YEAR	GP	GS	MIN	AVG	FG	FGA	PCT	3FG	FGA	PCT	FT	FTA	PCT	OFF	DEF	TOT	AVG	PF	FO	A	TO	BLK	STL	PTS	AVG	W-L
2009	1	0	3	3.0	0	1	.000	0	0	.000	0	0	.000	1	0	1	1.0	1	0	0	0	0	0	0	0.0	0-1
2010	1	0	2	2.0	0	0	.000	0	0	.000	0	0	.000	1	0	1	1.0	0	0	0	0	1	0	0	0.0	0-1
TOTALS	2	0	5	2.5	0	1	.000	0	0	.000	0	0	.000	2	0	2	1.0	1	0	0	0	1	0	0	0.0	0-2

NOAH HARTSOCK CAREER STATISTICS

HARTSOCK 2009-10 GAME-BY-GAME

OPPONENT	DATE	GS	MIN	AVG	FG	FGA	PCT	3FG	FGA	PCT	FT	FTA	PCT	OFF	DEF	TOT	AVG	PF	FO	A	TO	BLK	STL	PTS	AVG
BRADLEY	11/13/09	15	2	1,000	0	0	.000	0	0	.000	0	0	.000	2	0	2	2.0	3	0	0	0	1	0	4	4.0
IDAHO STATE	11/17/09	21	2	3	.667	0	0	.000	2	2	1,000	2	3	5	3.5	0	2	0	2	1	0	2	1	6	5.0
AT HAWAII	11/20/09	26	2	4	.500	0	0	.000	1	1	1,000	3	4	7	4.7	3	0	0	2	1	1	1	5	5.0	
SOUTHERN	11/24/09	14	3	5	.600	0	0	.000	2	2	1,000	2	3	5	4.8	1	0	0	1	0	0	1	0	8	5.8
WEBER STATE	11/27/09	19	2	3	.667	1	1	1,000	0	0	.000	0	3	3	4.4	0	0	0	0	1	1	1	5	5.6	
AT UTAH STATE	12/02/09	22	2	3	.667	0	0	.000	0	0	.000	0	4	4	4.3	2	0	1	0	2	0	0	4	5.3	
VS SAN FRANCISCO	12/05/09	*	28	1	2	.500	0	0	.000	0	0	.000	0	5	5	4.4	2	0	2	0	2	2	2	4.9	
ARIZONA STATE	12/08/09	*	25	6	9	.667	0	0	.000	1	1	1,000	1	3	4	4.4	1	0	0	0	0	0	1	13	5.9
AT FRESNO STATE	12/12/09	*	26	4	5	.800	0	0	.000	1	3	.333	1	10	11	5.1	2	0	0	0	1	0	9	6.2	
WAGNER	12/17/09	*	24	5	8	.625	0	0	.000	2	3	.667	3	5	8	5.4	4	0	4	0	3	1	12	6.8	
EASTERN WASHINGTON	12/19/09	*	20	1	3	.333	0	0	.000	0	0	.000	0	2	2	5.1	2	0	0	1	2	0	2	6.4	
VS NEVADA	12/22/09	*	24	5	6	.833	0	0	.000	2	2	1,000	3	3	6	5.2	4	0	3	1	1	0	12	6.8	
VS NEBRASKA	12/23/09	*	25	2	4	.500	0	0	.000	0	0	.000	0	3	3	5.0	2	0	2	2	1	0	4	6.6	
AT ARIZONA	12/28/09	*	21	2	7	.286	0	0	.000	1	2	.500	4	1	5	5.0	3	0	0	0	1	0	5	6.5	
EASTERN NEW MEXICO	01/02/10	*	21	6	6	1,000	0	0	.000	0	0	.000	4	4	8	5.2	0	6	1	1	0	1	12	6.9	
UNLV	01/06/10	*	27	6	13	.462	0	0	.000	5	6	.833	3	3	6	5.3	2	0	1	0	1	1	17	7.5	
AT UTEP	01/09/10	*	24	1	2	.500	0	0	.000	0	0	.000	0	4	4	5.2	4	0	0	1	2	1	2	7.2	
AT AIR FORCE	01/13/10	*	7	0	0	.000	0	0	.000	0	0	.000	0	1	1	4.9	3	0	0	1	0	0	0	6.8	
COLORADO STATE	01/16/10	*	23	3	4	.750	0	0	.000	0	0	.000	1	2	3	4.8	1	0	3	1	4	0	6	6.7	
WYOMING	01/20/10	*	26	3	4	.750	0	0	.000	2	2	1,000	0	4	4	4.8	0	0	0	0	1	2	8	6.8	
AT SAN DIEGO STATE	01/23/10	*	22	2	4	.500	0	0	.000	0	0	.000	0	2	2	4.7	2	0	2	0	4	0	4	6.7	
AT NEW MEXICO	01/27/10	*	32	4	7	.571	0	0	.000	2	3	.667	1	6	7	4.8	0	0	1	0	1	0	10	6.8	
UTAH	01/30/10	*	24	1	2	.500	0	0	.000	0	0	.000	0	3	3	4.7	1	0	0	0	1	0	2	6.6	
TCU	02/02/10	*	30	6	9	.667	0	1	1,000	2	2	1,000	3	3	6	4.8	1	0	0	2	1	1	14	6.9	
AT UNLV	02/06/10	*	25	3	9	.333	0	1	1,000	2	2	1,000	3	1	4	4.7	4	0	1	0	2	0	8	7.0	
AIR FORCE	02/13/10	*	25	4	7	.571	0	0	.000	0	0	.000	2	4	6	4.8	2	0	2	1	0	0	8	7.0	
AT COLORADO STATE	02/17/10	*	32	3	4	.750	0	0	.000	6	6	1,000	2	10	12	5.0	3	0	2	1	2	0	12	7.2	
AT WYOMING	02/20/10	*	18	1	4	.250	0	1	1,000	0	0	.000	2	1	3	5.0	4	0	2	0	1	1	2	7.0	
SAN DIEGO STATE	02/24/10	*	26	0	5	.000	0	0	.000	0	0	.000	0	4	4	4.9	2	0	1	0	0	0	0	6.8	
NEW MEXICO	02/27/10	*	31	4	8	.500	0	0	.000	0	0	.000	2	4	6	5.0	2	0	3	0	2	0	8	6.8	
AT UTAH	03/03/10	*	28	0	1	.000	0	0	.000	2	2	1,000	2	6	8	5.1	3	0	0	1	2	1	2	6.6	
AT TCU	03/06/10	*	15	1	1	1,000	0	0	.000	0	0	.000	1	2	3	5.0	3	0	1	1	1	0	2	6.5	
VS TCU	03/10/10	*	29	3	3	1,000	0	0	.000	1	1	1,000	3	4	7	5.1	4	0	0	1	1	2	7	6.5	
AT UNLV	03/12/10	*	34	1	4	.250	0	0	.000	0	0	.000	1	5	6	5.1	2	0	1	1	1	1	2	6.4	

INDIVIDUAL CAREER STATISTICS

HARTSOCK 2008-09 GAME-BY-GAME

OPPONENT	DATE	GS	MIN	FG	FGA	PCT	3FG	FGA	PCT	FT	FTA	PCT	OFF	DEF	TOT	AVG	PF	FO	A	TO	BLK	STL	PTS	AVG
LONG BEACH STATE	11/14/08	11	0	2	.000	0	0	.000	0	0	.000	1	1	2	2.0	1	0	0	1	1	0	0	0	0.0
AT PEPPERDINE	11/18/08	14	2	3	.667	0	0	.000	2	2	1.000	1	1	2	2.0	2	0	0	1	0	0	0	6	3.0
NORTH FLORIDA	11/20/08	16	2	3	.667	0	0	.000	0	0	.000	2	2	4	2.7	0	0	0	0	0	0	0	4	3.3
RICE	11/21/08	16	2	3	.667	0	0	.000	0	0	.000	1	4	5	3.3	2	0	0	0	0	0	0	4	3.5
CAL POLY	11/22/08	7	0	0	.000	0	0	.000	0	0	.000	1	1	2	3.0	2	0	2	0	0	0	0	0	2.8
PORTLAND	12/13/08	2	0	0	.000	0	0	.000	1	2	.500	0	0	0	2.5	1	0	0	0	0	0	0	1	2.5
AT TULSA	12/30/08	3	0	0	.000	0	0	.000	0	0	.000	0	0	0	2.1	0	0	0	0	0	0	0	0	2.1
WAKE FOREST	01/03/09	1	0	0	.000	0	0	.000	0	0	.000	0	0	0	1.9	2	0	0	0	0	0	0	0	1.9
WESTERN OREGON	01/06/09	17	2	3	.667	0	0	.000	3	4	.750	1	3	4	2.1	3	0	0	1	3	1	1	7	2.4
AT COLORADO STATE	01/10/09	12	0	1	.000	0	0	.000	1	2	.500	0	1	1	2.0	3	0	0	0	0	0	1	1	2.3
AT NEW MEXICO	01/17/09	3	0	0	.000	0	0	.000	0	0	.000	0	0	0	1.8	0	0	0	0	0	0	0	0	2.1
UNLV	01/21/09	3	0	1	.000	0	0	.000	0	0	.000	1	0	1	1.8	0	0	0	0	0	0	0	0	1.9
SAN DIEGO STATE	01/24/09	4	0	1	.000	0	0	.000	0	0	.000	0	1	1	1.7	0	0	1	0	0	0	1	0	1.8
AT UTAH	01/27/09	6	0	0	.000	0	0	.000	0	0	.000	0	0	0	1.6	0	0	0	0	0	0	0	0	1.6
WYOMING	01/31/09	21	4	5	.800	0	0	.000	3	5	.600	3	1	4	1.7	4	0	1	0	1	0	1	11	2.3
AT AIR FORCE	02/03/09	13	1	1	1.000	0	0	.000	0	0	.000	0	1	1	1.7	1	0	1	0	1	0	1	2	2.3
COLORADO STATE	02/11/09	13	1	1	1.000	0	0	.000	0	2	.000	0	4	4	1.8	2	0	0	2	1	0	2	2	2.2
AT TCU	02/14/09	3	0	0	.000	0	0	.000	0	0	.000	0	0	0	1.7	2	0	0	1	0	0	0	0	2.1
NEW MEXICO	02/17/09	10	0	1	.000	0	0	.000	0	0	.000	2	1	3	1.8	1	0	0	1	0	0	0	0	2.0
AT UNLV	02/21/09	2	0	0	.000	0	0	.000	0	0	.000	0	1	1	1.8	1	0	0	0	0	0	0	0	1.9
AT SAN DIEGO STATE	02/24/09	25	3	4	.750	0	0	.000	1	3	.333	4	3	7	2.0	2	0	0	1	1	0	1	2	2.7
UTAH	02/28/09	16	1	2	.500	0	0	.000	0	0	.000	3	3	6	2.2	0	0	1	2	0	0	0	2	2.1
AT WYOMING	03/04/09	12	0	1	.000	0	0	.000	2	2	1.000	1	1	2	2.2	1	0	0	0	2	0	2	0	2.1
AIR FORCE	03/07/09	19	0	1	.000	0	0	.000	0	0	.000	1	2	3	2.2	4	0	0	2	1	0	0	2	2.0
VS AIR FORCE	03/12/09	9	0	0	.000	0	0	.000	0	0	.000	0	1	1	2.2	3	0	1	0	1	0	1	0	2.0
VS SAN DIEGO STATE	03/13/09	20	3	5	.600	0	0	.000	1	2	.500	2	3	5	2.3	2	0	0	0	2	0	0	7	2.2
VS TEXAS A&M	03/19/09	26	4	5	.800	0	0	.000	2	3	.667	1	3	4	2.3	4	0	0	2	1	0	1	10	2.4
TOTALS		0	304	25	43	.581	0	0	.000	16	27	.593	25	38	63	2.3	43	0	7	14	15	6	66	2.4

HARTSOCK VS. THE MOUNTAIN WEST CONFERENCE

TEAM	GP	GS	MIN	AVG	FG	FGA	PCT	3FG	FGA	PCT	FT	FTA	PCT	OFF	DEF	TOT	AVG	PF	FO	A	TO	BLK	STL	PTS	AVG	W-L
AIR FORCE	5	2	73	14.6	5	9	.556	0	0	.000	0	0	.000	3	9	12	2.4	13	0	4	4	3	0	10	2.0	5-0
COLORADO STATE	4	2	80	20.0	7	10	.700	0	0	.000	7	10	.700	3	17	20	5.0	9	0	5	4	7	1	21	5.3	4-0
NEW MEXICO	4	2	76	19.0	8	16	.500	0	0	.000	2	3	.667	5	11	16	4.0	3	0	4	1	3	0	18	4.5	1-3
SAN DIEGO STATE	5	2	97	19.4	8	19	.421	0	0	.000	2	5	.400	6	13	19	3.8	8	0	3	2	7	3	18	3.6	4-1
TCU	4	3	77	19.3	10	13	.769	0	1	.000	3	3	1.000	7	9	16	4.0	10	0	1	5	3	3	23	5.8	4-0
UNLV	5	3	91	18.2	10	27	.370	0	1	.000	7	8	.875	8	10	18	3.6	9	0	3	1	4	2	27	5.4	1-4
UTAH	4	2	74	18.5	2	5	.400	0	0	.000	2	2	1.000	5	12	17	4.3	4	0	1	3	3	1	6	1.5	3-1
WYOMING	4	2	77	19.3	8	14	.571	0	1	.000	7	9	.778	6	7	13	3.3	9	0	3	0	5	4	23	5.8	4-0

HARTSOCK IN THE MWC TOURNAMENT

YEAR	GP	GS	MIN	AVG	FG	FGA	PCT	3FG	FGA	PCT	FT	FTA	PCT	OFF	DEF	TOT	AVG	PF	FO	A	TO	BLK	STL	PTS	AVG	W-L
2009	2	0	29	14.5	3	5	.600	0	0	.000	1	2	.500	2	4	6	3.0	5	0	1	0	3	0	7	3.5	1-1
2010	2	2	63	31.5	4	7	.571	0	0	.000	1	1	1.000	4	9	13	6.5	6	0	1	2	2	3	9	4.5	1-1
TOTALS	4	2	92	23.0	7	12	.583	0	0	.000	2	3	.667	6	13	19	4.8	11	0	2	2	5	3	16	4.0	2-2

HARTSOCK IN THE NCAA TOURNAMENT

YEAR	GP	GS	MIN	AVG	FG	FGA	PCT	3FG	FGA	PCT	FT	FTA	PCT	OFF	DEF	TOT	AVG	PF	FO	A	TO	BLK	STL	PTS	AVG	W-L
2009	1	0	26	26.0	4	5	.800	0	0	.000	2	3	.667	1	3	4	4.0	4	0	0	2	1	0	10	10.0	0-1
2010	2	2	69	34.5	6	14	.429	0	0	.000	4	4	1.000	5	6	11	5.5	6	1	3	1	0	1	16	8.0	1-1
TOTALS	3	2	95	31.7	10	19	.526	0	0	.000	6	7	.857	6	9	15	5.0	10	1	3	3	1	1	26	8.7	1-2

CHRIS COLLINSWORTH CAREER STATISTICS

COLLINSWORTH 2007-08 GAME-BY-GAME

OPPONENT	DATE	GS	MIN	FG	FGA	PCT	3FG	FGA	PCT	FT	FTA	PCT	OFF	DEF	TOT	AVG	PF	FO	A	TO	BLK	STL	PTS	AVG	
AT LONG BEACH STATE	11/10/07	20	3	4	.750	0	1	.000	3	3	1.000	3	3	6	6.0	0	0	0	2	0	0	0	9	9.0	
IDAHO STATE	11/14/07	15	0	3	.000	0	1	.000	0	2	.000	0	1	1	3.5	2	0	2	0	1	0	0	0	4.5	
JACKSON STATE	11/16/07	25	0	3	.000	0	1	.000	1	4	.250	3	7	10	5.7	3	0	1	1	1	0	1	0	3.3	
HARTFORD	11/20/07	12	0	0	.000	0	0	.000	3	4	.750	0	3	3	5.0	2	0	1	1	0	0	0	3	3.3	
VS NO. 6 LOUISVILLE	11/23/07	13	1	3	.333	0	0	.000	0	0	.000	1	4	5	5.0	4	0	0	0	0	0	0	2	3.0	
VS NO. 1 N. CAROLINA	11/24/07	15	0	0	.000	0	0	.000	0	0	.000	1	3	4	4.8	2	0	0	2	0	0	1	0	2.5	
AT PORTLAND	12/01/07	11	0	1	.000	0	0	.000	1	2	.500	0	5	5	4.9	4	0	0	2	0	0	1	1	2.3	
WEBER STATE	12/05/07	14	2	4	.500	0	1	.000	0	0	.000	1	6	7	5.1	2	0	0	2	0	0	0	4	2.5	
VS NO. 9 MICHIGAN ST	12/08/07	19	1	1	1.000	0	0	.000	2	2	1.000	2	1	3	4.9	2	0	0	1	0	0	0	4	2.7	
LAMAR	12/12/07	*	15	2	5	.400	1	1	1.000	0	2	.000	4	2	6	5.0	3	0	0	0	0	1	0	5	2.9
PEPPERDINE	12/15/07	*	22	3	7	.429	0	3	.000	0	0	.000	2	2	4	4.9	2	0	2	4	0	0	0	6	3.2
SOUTHERN UTAH	12/21/07	*	13	0	0	.000	0	0	.000	0	0	.000	0	1	1	4.6	1	0	0	2	2	0	0	2.9	
AT BOISE STATE	12/29/07	*	17	1	4	.250	0	1	.000	0	0	.000	0	4	4	4.5	1	0	0	0	1	0	0	2	2.8
LOYOLA MARYMOUNT	01/03/08	*	24	1	4	.250	0	1	.000	1	4	.250	1	3	4	4.5	0	0	1	1	0	0	0	3	2.9
AT WAKE FOREST	01/08/08	10	0	1	.000	0	0	.000	0	0	.000	1	3	4	4.5	0	0	0	3	0	0	0	0	0	2.7
COLORADO STATE	01/12/08	*	14	3	7	.429	0	1	.000	3	7	.429	6	3	9	4.8	0	0	0	3	0	0	0	9	3.1
AT UNLV	01/15/08	18	0	3	.000	0	2	.000	0	0	.000	1	10	11	5.1	0	0	0	2	0	0	0	0	0	2.9
AT UTAH	01/19/08	16	3	5	.600	0	0	.000	0	1	.000	2	6	8	5.3	0	0	0	0	0	0	0	0	6	3.1

INDIVIDUAL CAREER STATISTICS



AT WYOMING	02/02/08	8	1	1	1,000	0	0	.000	0	0	.000	0	0	0	4.8	3	0	0	0	0	0	2	2.9	
TCU	02/06/08	15	3	4	.750	1	2	.500	0	0	.000	1	6	7	4.9	1	0	0	0	0	1	7	3.0	
AT COLORADO STATE	02/13/08	12	1	4	.250	0	0	.000	1	1	1,000	2	2	4	4.9	0	0	0	1	2	1	3	3.0	
UNLV	02/16/08	15	2	6	.333	0	2	.000	1	3	.333	3	6	9	5.0	1	0	0	1	1	1	5	3.1	
UTAH	02/20/08	8	0	1	.000	0	0	.000	0	2	.000	0	1	1	4.9	2	0	1	0	0	0	0	3.0	
AT SAN DIEGO STATE	02/23/08	16	1	7	.143	1	3	.333	0	0	.000	2	4	6	4.9	2	0	0	0	1	0	3	3.1	
AT NEW MEXICO	02/26/08	23	1	3	.333	1	3	.333	2	4	.500	2	3	5	4.9	2	0	1	2	0	0	5	3.0	
AIR FORCE	03/01/08	20	1	5	.200	0	2	.000	0	0	.000	1	6	7	5.0	3	0	2	0	1	0	2	3.0	
WYOMING	03/05/08	10	1	1	1,000	0	0	.000	0	0	.000	0	1	1	4.9	1	0	2	0	0	1	2	3.0	
AT TCU	03/08/08	15	0	2	.000	0	0	.000	0	0	.000	1	4	5	4.9	2	0	0	0	0	0	0	2.9	
VS COLORADO STATE	03/13/08	21	4	5	.800	1	2	.500	3	4	.750	3	7	10	5.0	1	0	3	1	2	1	12	3.2	
VS SAN DIEGO STATE	03/14/08	13	1	2	.500	0	1	.000	1	2	.500	1	1	2	4.9	1	0	0	0	0	0	3	3.2	
AT UNLV	03/15/08	17	2	5	.400	1	3	.333	0	0	.000	0	2	4	4.9	2	0	0	0	0	0	5	3.2	
VS TEXAS A&M	03/20/08	19	1	3	.333	0	2	.000	0	2	.000	1	3	4	4.8	2	0	3	1	1	2	2	3.2	
TOTALS		6	557	42	112	.375	6	33	.182	22	51	.431	47	122	169	4.8	53	0	19	32	14	9	112	3.2

COLLINSWORTH VS. THE MOUNTAIN WEST CONFERENCE

TEAM	GP	GS	MIN	AVG	FG	FGA	PCT	3FG	3FGA	PCT	FT	FTA	PCT	OFF	DEF	TOT	AVG	PF	FO	A	TO	BLK	STL	PTS	AVG	W-L
AIR FORCE	2	0	37	18.5	2	7	.286	0	2	.000	0	0	.000	1	9	10	5.0	5	0	2	0	1	0	4	2.0	2-0
COLORADO STATE	3	1	47	15.7	8	16	.500	1	3	.333	7	12	.583	11	12	23	7.7	1	0	3	5	4	2	24	8.0	3-0
NEW MEXICO	2	0	40	20.0	3	8	.375	1	3	.333	2	4	.500	4	5	9	4.5	2	0	1	2	0	0	9	4.5	2-0
SAN DIEGO STATE	3	0	47	15.7	2	10	.200	1	4	.250	3	9	12	4.0	3	0	0	0	0	1	0	6	2.0	2-1		
TCU	2	0	30	15.0	3	6	.500	1	2	.500	0	0	.000	2	10	12	6.0	3	0	0	0	0	1	7	3.5	2-0
UNLV	3	0	50	16.7	4	14	.286	1	7	.143	1	3	.333	4	18	22	7.3	3	0	3	1	1	10	3.3	1-2	
UTAH	2	0	24	12.0	3	6	.500	0	0	.000	0	3	.000	2	7	9	4.5	2	0	1	0	0	0	6	3.0	2-0
WYOMING	2	0	18	9.0	2	2	1,000	0	0	.000	0	0	.000	0	1	1	0.5	4	0	2	0	0	1	4	2.0	2-0

COLLINSWORTH IN THE MWC TOURNAMENT

YEAR	GP	GS	MIN	AVG	FG	FGA	PCT	3FG	3FGA	PCT	FT	FTA	PCT	OFF	DEF	TOT	AVG	PF	FO	A	TO	BLK	STL	PTS	AVG	W-L
2008	3	0	51	17.0	7	12	.583	2	6	.333	4	6	.667	4	10	14	4.7	4	0	3	1	2	1	20	6.7	2-1
TOTALS	3	0	51	17.0	7	12	.583	2	6	.333	4	6	.667	4	10	14	4.7	4	0	3	1	2	1	20	6.7	2-1

COLLINSWORTH IN THE NCAA TOURNAMENT

YEAR	GP	GS	MIN	AVG	FG	FGA	PCT	3FG	3FGA	PCT	FT	FTA	PCT	OFF	DEF	TOT	AVG	PF	FO	A	TO	BLK	STL	PTS	AVG	W-L
2008	1	0	19	19.0	1	3	.333	0	2	.000	0	2	.000	1	3	4	4.0	2	0	3	1	1	2	2	2.0	0-1
TOTALS	1	0	19	19.0	1	3	.333	0	2	.000	0	2	.000	1	3	4	4.0	2	0	3	1	1	2	2	2.0	0-1

BRANDON DAVIES CAREER STATISTICS

DAVIES 2009-10 GAME-BY-GAME

OPPONENT	DATE	GS	MIN	AVG	FG	FGA	PCT	3FG	3FGA	PCT	FT	FTA	PCT	OFF	DEF	TOT	AVG	PF	FO	A	TO	BLK	STL	PTS	AVG
BRADLEY BRAVES	11/13/09	10	1	1	1,000	0	0	.000	1	4	.250	3	0	3	3.0	4	0	0	2	1	0	3	3.0		
IDAHO STATE	11/17/09	14	0	1	.000	0	0	.000	2	2	1,000	1	3	4	3.5	2	0	1	0	1	0	2	2.5		
AT HAWAII	11/20/09	10	3	3	1,000	0	0	.000	0	0	.000	0	1	1	2.7	1	0	1	1	0	0	6	3.7		
SOUTHERN	11/24/09	18	4	7	.571	0	0	.000	0	0	.000	2	6	8	4.0	3	0	0	2	1	1	8	4.8		
WEBER STATE	11/27/09	11	3	3	1,000	0	0	.000	4	4	1,000	2	2	4	4.0	1	0	0	0	0	1	10	5.8		
AT UTAH STATE	12/02/09	7	0	1	.000	0	0	.000	0	0	.000	0	0	0	3.3	1	0	0	1	0	0	0	4.8		
VS SAN FRANCISCO	12/05/09	15	1	2	.500	0	0	.000	2	2	1,000	0	3	3	3.3	3	0	0	4	1	0	4	4.7		
ARIZONA STATE	12/08/09	17	1	1	1,000	0	0	.000	0	0	.000	1	2	3	3.3	3	0	1	1	0	0	2	4.4		
AT FRESNO STATE	12/12/09	6	0	0	.000	0	0	.000	1	4	.250	1	1	2	3.1	3	0	1	0	1	0	1	4.0		
WAGNER	12/17/09	15	0	3	.000	0	0	.000	0	2	.000	1	2	3	3.1	1	0	1	2	1	0	0	3.6		
EASTERN WASHINGTON	12/19/09	17	5	5	1,000	0	0	.000	2	2	1,000	0	0	0	2.8	2	0	0	1	0	1	0	12	4.4	
VS NEVADA	12/22/09	10	3	5	.600	0	0	.000	2	2	1,000	1	2	3	2.8	4	0	0	1	0	1	8	4.7		
VS NEBRASKA	12/23/09	14	6	7	.857	0	0	.000	2	6	.333	2	2	4	2.9	4	0	0	2	0	0	14	5.4		
AT ARIZONA	12/28/09	13	2	5	.400	0	0	.000	2	3	.667	1	1	2	2.9	4	0	0	0	0	1	6	5.4		
EASTERN NEW MEXICO	01/02/10	14	3	6	.500	0	0	.000	2	2	1,000	0	1	1	2.7	2	0	0	2	1	1	8	5.6		
UNLV	01/06/10	11	2	5	.400	0	0	.000	0	0	.000	2	2	4	2.8	1	0	3	0	1	4	5.5			
AT UTEP	01/09/10	17	5	6	.833	0	0	.000	4	6	.667	0	1	1	2.7	4	0	1	3	0	0	14	6.0		
AT AIR FORCE	01/13/10	26	3	10	.300	0	0	.000	5	5	1,000	4	6	10	3.1	3	0	0	2	3	0	11	6.3		
COLORADO STATE	01/16/10	15	3	4	.750	0	0	.000	2	6	.333	1	3	4	3.2	4	0	0	2	1	0	8	6.4		
WYOMING	01/20/10	13	2	6	.333	0	0	.000	1	2	.500	1	0	1	3.1	3	0	0	2	0	0	5	6.3		
AT SAN DIEGO STATE	01/23/10	7	1	2	.500	0	0	.000	0	0	.000	0	2	2	3.0	4	0	0	2	0	0	2	6.1		
AT NEW MEXICO	01/27/10	6	0	0	.000	0	0	.000	0	0	.000	2	2	4	3.0	4	0	0	2	0	1	0	5.8		
UTAH	01/30/10	10	2	6	.333	0	1	.000	0	0	.000	0	1	1	3.0	1	0	0	0	0	0	4	5.7		
TCU	02/02/10	3	0	1	.000	0	0	.000	0	0	.000	0	0	0	2.8	0	0	0	0	0	0	0	5.5		
AIR FORCE	02/13/10	12	0	2	.000	0	0	.000	3	7	.429	0	2	2	2.8	2	0	0	2	0	2	3	5.4		
AT COLORADO STATE	02/17/10	6	0	1	.000	0	0	.000	0	2	.000	0	0	0	2.7	1	0	1	0	0	0	0	5.2		
AT WYOMING	02/20/10	6	0	1	.000	0	0	.000	0	0	.000	0	1	1	2.6	2	0	0	0	0	0	0	5.0		
SAN DIEGO STATE	02/24/10	12	3	5	.600	0	0	.000	0	1	.000	0	3	3	2.6	2	0	0	1	0	0	6	5.0		
NEW MEXICO	02/27/10	11	2	4	.500	0	0	.000	3	6	.500	0	1	1	2.6	1	0	0	1	0	1	0	7	5.1	
AT UTAH	03/03/10	25	7	9	.778	0	0	.000	7	11	.636	3	4	7	2.7	4	0	0	2	0	1	21	5.6		
AT TCU	03/06/10	24	4	7	.571	0	0	.000	1	1	1,000	0	8	8	2.9	3	0	2	3	0	1	9	5.7		
VS TCU	03/10/10	18	1	3	.333	0	0	.000	0	0	.000	0	1	1	2.8	4	0	0	0	0	0	2	5.6		
AT UNLV	03/12/10	* 29	1	3	.333	0	0	.000	1	2	.500	1	5	6	2.9	1	0	0	1	0	0	3	5.5		
VS FLORIDA	03/18/10	19	0	1	.000	0	0	.000	0	2	.000	1	5	6	3.0	4	0	0	2	1	1	0	5.4		
VS KANSAS STATE	03/20/10	13	1	2	.500	0	0	.000	3	4	.750	0	1	1	3.0	5	1	0	2	0	1	5			

DAVIES VS. THE MOUNTAIN WEST CONFERENCE

TEAM	GP	GS	MIN	AVG	FG	FGA	PCT	3FG	FGA	PCT	FT	FTA	PCT	OFF	DEF	TOT	AVG	PF	FO	A	TO	BLK	STL	PTS	AVG	W-L
AIR FORCE	2	0	38	19.0	3	12	.250	0	0	.000	8	12	.667	4	8	12	6.0	5	0	0	4	3	2	14	7.0	2-0
COLORADO STATE	2	0	21	10.5	3	5	.600	0	0	.000	2	8	.250	1	3	4	2.0	5	0	1	2	1	0	8	4.0	2-0
NEW MEXICO	2	0	17	8.5	2	4	.500	0	0	.000	3	6	.500	2	3	5	2.5	5	0	0	2	1	1	7	3.5	0-2
SAN DIEGO STATE	2	0	19	9.5	4	7	.571	0	0	.000	0	1	.000	0	5	5	2.5	6	0	0	3	0	0	8	4.0	2-0
TCU	3	0	45	15.0	5	11	.455	0	0	.000	1	1	1.000	0	9	9	3.0	7	0	2	3	0	1	11	3.7	3-0
UNLV	2	1	40	20.0	3	8	.375	0	0	.000	1	2	.500	3	7	10	5.0	2	0	0	4	0	1	7	3.5	1-1
UTAH	2	0	35	17.5	9	15	.600	0	1	.000	7	11	.636	3	5	8	4.0	5	0	0	2	0	1	25	12.5	2-0
WYOMING	2	0	19	9.5	2	7	.286	0	0	.000	1	2	.500	1	1	2	1.0	5	0	0	2	0	0	5	2.5	2-0

DAVIES IN THE MWC TOURNAMENT

YEAR	GP	GS	MIN	AVG	FG	FGA	PCT	3FG	FGA	PCT	FT	FTA	PCT	OFF	DEF	TOT	AVG	PF	FO	A	TO	BLK	STL	PTS	AVG	W-L
2010	2	1	47	23.5	2	6	.333	0	0	.000	1	2	.500	1	6	7	3.5	5	0	0	1	0	0	5	2.5	1-1
TOTALS	2	1	47	23.5	2	6	.333	0	0	.000	1	2	.500	1	6	7	3.5	5	0	0	1	0	0	5	2.5	1-1

DAVIES IN THE NCAA TOURNAMENT

YEAR	GP	GS	MIN	AVG	FG	FGA	PCT	3FG	FGA	PCT	FT	FTA	PCT	OFF	DEF	TOT	AVG	PF	FO	A	TO	BLK	STL	PTS	AVG	W-L
2010	2	0	32	16.0	1	3	.333	0	0	.000	3	6	.500	1	6	7	3.5	9	1	0	4	1	2	5	2.5	1-1
TOTALS	2	0	32	16.0	1	3	.333	0	0	.000	3	6	.500	1	6	7	3.5	9	1	0	4	1	2	5	2.5	1-1

NICK MARTINEAU CAREER STATISTICS

MARTINEAU 2007-08 GAME-BY-GAME

OPPONENT	DATE	GS	MIN	FG	FGA	PCT	3FG	FGA	PCT	FT	FTA	PCT	OFF	DEF	TOT	AVG	PF	FO	A	TO	BLK	STL	PTS	AVG	
AT LONG BEACH STATE	11/10/07	11	1	1	1.000	0	0	.000	0	0	.000	0	0	.000	0	2	2	0	0	2	0	0	0	2	2.0
IDAHO STATE	11/14/07	7	1	1	1.000	1	1	1.000	0	0	.000	0	0	.000	0	0	1.0	1	0	3	1	0	0	3	2.5
JACKSON STATE	11/16/07	13	1	2	.500	0	0	.000	0	0	.000	1	1	2	1.3	3	0	2	0	0	0	0	0	2	2.3
HARTFORD	11/20/07	2	0	0	.000	0	0	.000	0	0	.000	0	0	0	1.0	0	0	0	0	0	0	0	1	0	1.8
AT PORTLAND	12/01/07	10	0	1	.000	0	0	.000	0	0	.000	0	1	1	1.0	3	0	1	1	1	0	0	0	1.4	
WEBER STATE	12/05/07	2	0	0	.000	0	0	.000	0	0	.000	0	0	0	0.8	1	0	0	0	0	0	0	0	1.2	
LAMAR	12/12/07	7	0	2	.000	0	1	.000	0	0	.000	1	0	1	0.9	0	0	1	0	0	0	0	0	1.0	
PEPPERDINE	12/15/07	1	0	0	.000	0	0	.000	0	0	.000	0	0	0	0.8	1	0	0	0	0	0	0	0	0.9	
SOUTHERN UTAH	12/21/07	7	0	0	.000	0	0	.000	0	0	.000	0	0	0	0.7	0	0	2	0	0	0	0	0	0.8	
AT BOISE STATE	12/29/07	4	0	0	.000	0	0	.000	0	0	.000	0	0	0	0.6	1	0	0	1	0	0	0	0	0.7	
LOYOLA MARYMOUNT	01/03/08	17	1	2	.500	0	1	.000	4	4	1.000	0	1	1	0.6	0	0	4	0	0	0	0	0	6	1.2
AT WAKE FOREST	01/08/08	6	0	1	.000	0	0	.000	0	0	.000	0	0	0	0.6	1	0	1	0	0	0	0	0	1.0	
COLORADO STATE	01/12/08	4	0	2	.000	0	1	.000	0	0	.000	0	0	0	0.5	0	0	0	1	0	1	0	1	1.0	
AT UNLV	01/15/08	5	0	0	.000	0	0	.000	0	0	.000	0	0	0	0.5	0	0	0	0	1	0	0	0	0.9	
NEW MEXICO	01/26/08	5	0	0	.000	0	0	.000	0	2	.000	0	1	1	0.5	1	0	0	0	0	0	0	1	0	0.9
AT COLORADO STATE	02/13/08	1	0	0	.000	0	0	.000	0	0	.000	0	0	0	0.5	0	0	0	0	0	0	0	0	0	0.8
UNLV	02/16/08	3	0	0	.000	0	0	.000	0	0	.000	0	0	0	0.5	0	0	0	1	0	0	0	0	0	0.8
AIR FORCE	03/01/08	5	0	2	.000	0	1	.000	0	0	.000	0	0	0	0.4	1	0	0	0	0	0	0	0	0	0.7
WYOMING	03/05/08	1	0	0	.000	0	0	.000	0	0	.000	0	0	0	0.4	0	0	0	0	0	0	0	0	0	0.7
VS COLORADO STATE	03/13/08	4	0	0	.000	0	0	.000	0	0	.000	0	0	0	0.4	0	0	0	0	1	0	0	0	0	0.7
TOTALS		0	115	4	14	.286	1	5	.200	4	6	.667	2	6	8	0.4	13	0	14	9	0	3	13	0.7	

MARTINEAU VS. THE MOUNTAIN WEST CONFERENCE

TEAM	GP	GS	MIN	AVG	FG	FGA	PCT	3FG	FGA	PCT	FT	FTA	PCT	OFF	DEF	TOT	AVG	PF	FO	A	TO	BLK	STL	PTS	AVG	W-L
AIR FORCE	1	0	5	5.0	0	2	.000	0	1	.000	0	0	.000	0	0	0	0.0	1	0	0	0	0	0	0	0.0	1-0
COLORADO STATE	3	0	9	3.0	0	2	.000	0	1	.000	0	0	.000	0	0	0	0.0	0	0	0	2	0	1	0	0.0	3-0
NEW MEXICO	1	0	5	5.0	0	0	.000	0	0	.000	0	2	.000	0	1	1	1.0	1	0	0	0	0	1	0	0.0	1-0
UNLV	2	0	8	4.0	0	0	.000	0	0	.000	0	0	.000	0	0	0	0.0	0	0	0	2	0	0	0	0.0	1-1
WYOMING	1	0	1	1.0	0	0	.000	0	0	.000	0	0	.000	0	0	0	0.0	0	0	0	0	0	0	0	0.0	1-0

MARTINEAU IN THE MWC TOURNAMENT

YEAR	GP	GS	MIN	AVG	FG	FGA	PCT	3FG	FGA	PCT	FT	FTA	PCT	OFF	DEF	TOT	AVG	PF	FO	A	TO	BLK	STL	PTS	AVG	W-L
2008	1	0	4	4.0	0	0	.000	0	0	.000	0	0	.000	0	0	0	0.0	0	0	0	1	0	0	0	0.0	1-0
TOTALS	1	0	4	4.0	0	0	.000	0	0	.000	0	0	.000	0	0	0	0.0	0	0	0	1	0	0	0	0.0	1-0

MARTINEAU IN THE NCAA TOURNAMENT

YEAR	GP	GS	MIN	AVG	FG	FGA	PCT	3FG	FGA	PCT	FT	FTA	PCT	OFF	DEF	TOT	AVG	PF	FO	A	TO	BLK	STL	PTS	AVG	W-L
2008	1	0	19	19.0	1	3	.333	0	2	.000	0	2	.000	1	3	4	4.0	2	0	3	1	1	2	2	2.0	0-1
TOTALS	1	0	19	19.0	1	3	.333	0	2	.000	0	2	.000	1	3	4	4.0	2	0	3	1	1	2	2	2.0	0-1

BROCK ZYLSTRA CAREER STATISTICS

ZYLSTRA 2009-10 GAME-BY-GAME

OPPONENT	DATE	GS	MIN	FG	FGA	PCT	3FG	FGA	PCT	FT	FTA	PCT	OFF	DEF	TOT	AVG	PF	FO	A	TO	BLK	STL	PTS	AVG	
IDAHO STATE	11/17/09	2	0	0	.000	0	0	.000	0	0	.000	0	0	0	0.0	1	0	0	0	0	0	0	0	0	0.0
AT HAWAII	11/20/09	1	1	1	1.000	0	0	.000	0	0	.000	0	0	0	0.0	0	0	0	0	0	0	0	0	2	1.0
SOUTHERN	11/24/09	5	1	3	.333	0	1	.000	0	0	.000	0	1	1	0.3	0	0	0	0	0	0	0	0	2	1.3
WEBER STATE	11/27/09	1	0	0	.000	0	0	.000	0	0	.000	0	0	0	0.0	0	0	0	0	0	0	0	0	0	1.0
AT UTAH STATE	12/02/09	1	0	0	.000	0	0	.000	0	0	.000	0	0	0	0.0	0									



COACHING STAFF



DAVE ROSE MASTERMIND OF SUCCESS

BYU'S MASTERMIND OF SUCCESS SEEKS A FIFTH-CONSECUTIVE TRIP TO THE NCAA TOURNAMENT

Since becoming head coach of the BYU men's basketball program on April 11, 2005, Dave Rose has guided the Cougars to an impressive array of on-the-court awards and accolades while his unassuming approach to service and the community has been recognized at the top of his profession.

With a 127-40 record, Rose has produced a five-year resume that is nearly unmatched. In fact, among the 40-plus coaches who took over a program in 2005, Rose has the best winning percentage (.760) and the most wins (127). Among first-time head coaches in 2005, Rose is the only to achieve at least 20 wins in each of his first five seasons. His 127 victories place him fifth for best career starts by wins in NCAA history, ahead of the likes of Jerry Tarkanian, Jim Boeheim and Thad Matta. Rose currently holds the school record for winning percentage (.760) and the MWC record for winning percentage in league games (.800).

Equally committed to excellence off the court, Rose was honored on April 6, 2008, by the National Association of Basketball Coaches with its Game Pillar Award for Service, one of only four Pillar Awards (Education, Leadership, Service and Advocacy) that the Association annually bestows on the most deserving among its vast membership. While Rose has never sought such attention, his actions and accomplishments—both on

the court and in the community—have commanded the praises of faithful followers and casual observers alike. In April 2008 Rose became the 63rd recipient of the Dale Rex Memorial Award, given annually to the person who has done the most for amateur athletics in the state of Utah. Another evidence of Rose's commitment to excellence is that his basketball program ranks in the top 10 percent nationally in multi-year NCAA Academic Progress Rate scores. As a result, the NCAA has honored BYU with Public Recognition awards for four-straight seasons (2007 to 2010) for their high academic achievement. In fact, the Cougars are the only Division I program to earn public recognition and a bid to the NCAA Tournament in each of the last four seasons.

Cougar fans have had plenty to "Rise and Shout" about with Rose at the helm. A tireless worker, gifted motivator and talented strategist, Rose has returned BYU to the national stage with four-straight seasons appearing in the top-25 polls and four-straight trips to the NCAA Tournament—both firsts in program history. In his first season, Rose and his staff produced the nation's second-most improved team by turning a 9-21 squad that finished tied for last with three wins in the Mountain West Conference into a 20-9 NIT qualifier and 12-4 second-place MWC finisher. Under his tutelage from 2007 to 2009, the Cougars

achieved the MWC's first back-to-back outright league championships (2007 and 2008) while adding to the streak with a share of the regular season title in 2009 to make it three-consecutive. Historically, the last time a BYU team garnered back-to-back outright league crowns was in 1979 and 1980 when the Cougars touted their all-time scoring leader Danny Ainge, while the last time the Blue and White produced three-straight titles was from 1932 to 1934. In 2010, BYU set a program record with 30 victories and defeated Florida in the first round of the NCAA Tournament, the program's first tournament victory since 1993.

Among the highlights of this past season was BYU's 15-game winning streak—the second-best in program history—and a program-record 30 wins. The Cougars entered the top-25 on Jan. 4 and remained ranked until the final poll of the season, a streak of 11 weeks. BYU achieved its highest ranking of 10 on Jan. 25 and finished No. 17 and 22 in the final regular season polls. In addition to the record-setting win total, the 2009-10 Cougar squad set program records for winning percentage, scoring margin, field goals, three-point field goals, turnover margin and steals. Nationally, BYU finished the season first in free throw percentage, second in scoring offense, scoring margin and three-point field goal percentage, seventh

in turnover margin, 11th in won-loss percentage, 16th in assist-turnover ratio, 22nd in assists per game, 23rd in steals per game and 25th in three-point field goals per game.

The only BYU men's basketball coach to ever win top conference coaching honors in back-to-back seasons, Rose was named MWC Coach of the Year in 2006 and 2007. In his second season, Rose coached the 2006-07 Cougars to a 25-9 overall record and NCAA berth after winning the MWC regular-season title with a 13-3 mark. In his first season, Rose received conference and USBWA District VIII Coach of the Year accolades as well as honorable mention for National Coach of the Year by Scout.com after turning a picked-to-finish-last 9-21 team into a 20-9 winner and NIT qualifier. Rose is one of three BYU head coaches to win 20 games in each of his first five seasons and the only one to do so after taking over a team that won fewer than 13 games the prior season.

Rose first came to BYU as an assistant in 1997 to help newly hired head coach Steve Cleveland rebuild the Cougar program after a 1-25 season. Rose served eight seasons with Cleveland,

including the last five as associate head coach, before being promoted to BYU's head job just two days after Cleveland announced his departure.

Rose played a vital role in rebuilding BYU's program from an inherited 1-25 team into a regular NCAA Tournament participant and 20-game winner. BYU has qualified for postseason play in 10 of the past 11 seasons, including seven NCAA bids, while claiming five MWC titles. Rose fulfilled a variety of responsibilities under Coach Cleveland, including defensive coordinator and recruiting coordinator. His efforts earned notice, such as being named the top assistant in the Mountain West Conference by Street & Smith in the 2004-05 College Basketball Preview.


A strong evaluator of talent with a vast network of coaching connections across the country, Rose has a proven record as a top recruiter. BYU has had multiple top-20 recruiting classes with Rose overseeing or coordinating its efforts. Rivals.com recognized Rose in 2004 as one of the top-25 college basketball recruiters.

Proving that Rose has excelled in recruiting and developing players, 11 recruits have earned conference

newcomer honors or a major league award in their first season as a Cougar in the 13 years Rose has been in Provo. Seven BYU players have been singled out as either the conference newcomer or freshman of the year. Most recently, Tyler Haws was named third-team All-MWC as a freshman in 2010 and set the BYU record with 48-consecutive free throws without a miss. Jonathan Tavernari was named the 2007 MWC Freshman of the Year after fellow Cougar and second-team Freshman All-American Trent Plaisted received the same honor in 2006. Following is a list of conference honors earned the last 13 seasons by Cougar recruits in their first seasons.

- *Jonathan Tavernari (2006-07 MWC Freshman of the Year)*
- *Trent Plaisted (2005-06 MWC Freshman of the Year, second-team All-MWC)*
- *Mike Hall (2003-04 MWC Defensive Player of the Year, third-team All-MWC)*
- *Rafael Arujo (2002-03 Newcomer of the Year, MWC media poll, third-team All-MWC)*
- *Jared Jensen (2001-02 MWC Co-Freshman of the Year)*
- *Trent Whiting (2000-01 MWC Newcomer Team, second-team All-MWC)*
- *Terrell Lyday (1999-2000 MWC Newcomer of the Year, All-Tournament Team)*
- *Mark Bigelow (1998-99 WAC Freshman of the Year, Newcomer Team, second-team All-WAC)*
- *Mekeli Wesley (1997-98 WAC Newcomer Team)*
- *Ron Selleaze (1997-98 WAC Newcomer of the Year, Newcomer Team, second-team All-WAC)*

2006 & 2007 MWC COACH OF THE YEAR DAVE ROSE





With 27 years of coaching experience including 15 seasons as a head coach at the Division I, junior college, and high school levels, Rose has a proven record of constant success. Prior to coming to BYU as an assistant in 1997, Rose compiled a 167-57 record at Dixie State College (St. George, Utah) while guiding six of his seven teams to top-20 rankings, including a national ranking as high as No. 2. He earned three conference titles and was honored by his peers as the 1993 Scenic West Athletic Conference Coach of the Year. While at Dixie, Rose coached three NJCAA All-Americans as well as long-time NBA player Keon Clark. At BYU, Rose has coached six players who have received All-America recognition—Mekeli Wesley (2001 AP honorable mention), Rafael Araujo (2004 Basketball Times Second Team, AP honorable mention), Trent Plaisted (2006 Scout.com Freshman Second Team), Keena Young (2007 AP honorable mention), Lee Cumnard (2008 AP honorable mention, FOXSports.com Fourth Team) and Jimmer Fredette (2010 third-team Sporting News and NABC, second-team Basketball Times, AP Honorable Mention and Lute Olson All-America team)—and two players who have been selected in the NBA Draft—Travis Hansen (2003) and Araujo (2004).

Before being promoted to the head coaching position at Dixie, Rose served as a Rebel assistant coach under Ken Wagner for three seasons. Rose coached multiple sports at Millard and Pine View high schools in Utah before joining the staff at Dixie. He was the head basketball coach at Millard for three years from 1983-86. Rose is the 17th person to

guide the Cougar basketball program since its first season in 1903. He follows the coaching pedigree of Basketball Hall of Fame coach Stan Watts, who is BYU's all-time leader in coaching victories with a 371-254 record from 1949-72. Watts also coached at Millard High School and Dixie State College before coming to BYU.



PLAYING CAREER

Rose was a two-sport athlete at Dixie State College in St. George, Utah, before the Texas native returned to his hometown, transferring to the University of Houston where he completed his degree and was a shooting guard and co-captain of the famous "Phi Slamma Jamma" team featuring Hakeem Olajuwon and Clyde Drexler. In 1983 his Houston team was ranked No. 1 nationally and finished as the national runner-up after suffering a buzzer-beating defeat to North Carolina State in the NCAA Championship game. Rose spent three years at Houston, playing in 1980-81, redshirting in 1981-82 and concluding his career in 1982-83.

At Dixie, Rose was first-team all-


league in both basketball and baseball. Rose was also the Region 18 batting champion, hitting .421 as a center fielder. While playing basketball for Houston's Northbrook High School, he led the District 16AAAA in scoring, was selected first-team all-district and All-Greater Houston and was named team MVP.

PERSONAL

A native of Houston, Texas, Rose and his wife Cheryl have three children and two grandchildren. Rose followed Steve Cleveland as the second BYU head coach to have served a full-time mission for The Church of Jesus Christ of Latter-day Saints. Rose served in Manchester, England, from 1977-79 between his two years as a player at Dixie State College. An important component in Rose's success is the unwavering support and encouragement of his wonderful family. Rose's wife Cheryl is actively involved in helping families who have children with cancer as vice chairperson of the Children with Cancer Christmas Foundation. Daughter Chanell played forward on the BYU women's basketball team from 2000-03 and is married to Brock Reichner, who was a member of the BYU men's basketball team from 2004-06. His son Garrett returned in August 2005 from a two-year mission in Little Rock, Ark., and married his wife Brooke in November 2006. Rose's daughter Taylor attends Provo High School and plays volleyball for the Bulldogs.

COMMUNITY SERVICE

Currently the Honorary Chairman of the Children with Cancer Christmas Foundation, Rose works with his wife, Cheryl, and the team to annually serve and comfort local families who endure the challenges of raising a child who has cancer. The National Association of Basketball Coaches honored Rose with its Game Pillar Award for Service in April 2008. While at Dixie State College, Rose became the first coach in the state of Utah to participate in the American Cancer Society's nationwide Coaches vs. Cancer campaign and served on the Academic Excellence Committee at Dixie. He has also been a volunteer coach for youth groups. Dave and Cheryl were Chamber of Commerce Citizens of the Year in St. George. Cheryl is extremely



ROSE DIVISION I COACHING LEDGER

School	Season	Overall	Pct.	MWC (finish)	Pct.	MWC Tourney	Postseason
BYU	2005-06	20-9	.690	12-4 (2nd)	.750	0-1	0-1 NIT
BYU	2006-07	25-9	.735	13-3 (1st)	.813	2-1	0-1 NCAA
BYU	2007-08	27-8	.771	14-2 (1st)	.875	2-1	0-1 NCAA
BYU	2008-09	25-8	.758	12-4 (T1st)	.750	1-1	0-1 NCAA
BYU	2009-10	30-6	.833	13-3 (2nd)	.813	1-1	1-1 NCAA
Total		127-40	.760	64-16	.800	6-5	1-5

committed to serving in the community, receiving the Beacon of Hope Award in 2005. She now serves as the Vice Chairperson for the Children with Cancer Christmas Foundation.

The fight against cancer became more personal for the family when Dave was diagnosed with pancreatic neuroendocrine tumor cancer in June 2009. Since the emergency surgery to remove the tumor, no other cancer has been found. Scans since the surgery by doctors at the Huntsman Cancer Institute have all come back normal. The United States Basketball Writers Association recognized Rose for his efforts with its Most Courageous Award.

WORTH NOTING

- The 2009-10 squad set program records with 30 victories and an .833 winning percentage.
- Dave Rose has a .752 winning percentage as a college head coach (294-97), including a 30-6 (.833) mark in 200-10, a 25-8 (.758) record in 2008-09, a 27-8 (.771) record 2007-08, a 25-9 (.735) mark in 2006-07, a 20-9 (.690) season in his first year at BYU and a 167-57 (.746) record in seven seasons at Dixie State College.
- Dave Rose was named the Mountain

West Conference Coach of the Year each of his first two seasons, becoming the first-ever BYU men's basketball coach to win back-to-back league coach-of-the-year honors.

- With a record of 64-16 in MWC games, Rose has the highest league winning percentage (.800) in conference history.
- By winning a share of the MWC regular season title in 2008-09, Rose is tied for the most titles in league history and is the only coach to have two outright regular season titles.
- BYU was the second-most improved team in the nation in 2005-06 under Rose and his coaching staff in their first season.
- The BYU coaching staff has more than 50 years of combined coaching experience.
- The BYU coaching staff has playing experience in NCAA Final Fours, including a National Championship.
- The BYU coaching staff has played with or coached 27 NBA players.

THE ROSE FILE

Born: December 1957
 Hometown: Houston
 High School: Northbrook, Houston
 Education: Houston, BA 1983
 Head Coach: BYU, 2005-present
 Dixie College, 1990-97
 Millard HS, 1983-86
 Asst. Coach: BYU, 1997-2005
 Dixie College, 1987-90
 Pine View HS, 1986-87
 Playing Exp.: Houston, 1980-83
 Dixie Coll., 1976-77, 79-80



DAVE RICE

Associate Head Coach

Dave Rice joined the BYU coaching staff as an assistant in May 2005 and was promoted to Associate Head Coach in April 2008. Rice has 19 years of coaching experience, including 17 seasons at the Division I. As a player, Rice was a member of UNLV's 1989-90 National Championship and 1990-91 Final Four teams that won a school-record 45 consecutive games. During his time as both a player and a coach, he has played with or helped guide 13 players who went on to play in the National Basketball Association, eight of whom were drafted in the first round, including six lottery picks.

An excellent recruiter and on-the-floor coach, Rice coordinates the team's offense and recruiting efforts. In his five seasons coordinating the Cougar offense, BYU has generated the Mountain West Conference's top attack four years and ranked second once. This past season the Cougars ranked among the top 20 nationally in numerous offensive categories, including free throw percentage (1st, 79.0), scoring offense (2nd, 83.1), scoring margin (2nd, 16.7), three-point field goal percentage (2nd), field goal percentage (13th, 48.3), and assist to turnover ratio (15th, 1.36).

Rice came to BYU from Utah State University where he helped Coach Stew Morrill and the Aggies earn a 24-8 record, Big West Conference Tournament title and an NCAA Tournament bid in 2004-05. He spent 11 seasons as an assistant coach at UNLV, which is the second-longest tenure ever for an assistant in that program.

Rice earned his bachelor's degree in political science from UNLV in 1991 and his MBA in 1993. He was also a two-time UNLV Scholar-Athlete of the Year and a Rhodes Scholar candidate. A native of Claremont, Calif., Rice and his wife Mindy have two sons, Travis and Dylan.



TERRY NASHIF

Assistant Coach

A former BYU point guard, Terry Nashif was hired as an assistant coach in June 2007 after serving two seasons on Dave Rose's staff as the Cougar's Director of Basketball Operations from 2005-07.

In his five years overall on Rose's staff, Nashif has been a part of five-straight 20-win seasons — including 25-plus wins in the last four — and a 127-40 overall record. In 2009-10, Nashif helped the Cougars to a program record 30 victories and advance to the second round of the NCAA Tournament. His efforts with defensive game planning helped BYU set a program record in scoring margin at 16.7 (second in the nation and first in the MWC) and finish 23rd in steals per game.

In his first season as an assistant coach, Nashif helped the Cougars achieve the second most wins in school history with a 27-8 record and become the only team in Mountain West Conference history to win two outright league titles. The 2007-08 Cougars won their second-straight outright regular-season MWC Championship with a 14-2. In Nashif's second season as an assistant, BYU went 25-8 and earned a third-straight league title at 12-4.

A native of Vancouver, Wash., Nashif first came to BYU in 2001 as a walk-on point guard and eventually earned a scholarship.

After graduating from BYU in 2005 with a bachelor's degree in physical education, Nashif was hired as the Director of Basketball Operations in Rose's first season at the helm.

Nashif served a two-year mission for The Church of Jesus Christ of Latter-day Saints in Columbia, S.C., from 1999-2001. He and his wife Katie have one daughter, Macie.



TIM LACOMB

Assistant Coach

Tim LaComb joined the BYU men's basketball staff in June 2007 as director of basketball operations and was elevated to assistant coach in 2010. A native of Alpine, Utah, LaComb came to the Cougars with 10 years of experience working with basketball programs at the university and high school levels.

Since LaComb joined the staff in 2007 as the director of basketball operations, BYU basketball has won at least 25 games each season, been nationally ranked and received a spot in the NCAA Tournament. In 2009-10 the Cougars won a program record 30 games and advanced to the second round of the NCAA Tournament for the first time since 1993.

Prior to coming to BYU, LaComb worked on the men's basketball staff under Ray Giacoletti at the University of Utah from 2005-07 as the video coordinator. He previously served as a head student manager for two seasons at Utah from 1994-96 under Rick Majerus.

Between his stints at Utah, LaComb worked in private business and served six years as an assistant coach in Utah's high school ranks. He was an assistant at Lone Peak High School from 1999-2002 and at his alma mater American Fork from 2002-05. His teams reached the state semifinals four times in six years, with Lone Peak winning the state championship in 2000-01.

A cum laude graduate in mass communications/public relations from the University of Utah, LaComb and his wife Rachel have three children, Alyssa, Sam and Anna. LaComb served a mission for The Church of Jesus Christ of Latter-day Saints in Boston, Mass., from 1989-91.



MIKE HALL

Director of Basketball Operations

Mike Hall joined the BYU men's basketball staff in July 2010 as director of basketball operations. A native of San Bernardino, Calif., Hall played for the Cougars from 2003-05 and comes to BYU with five years experience of professional basketball playing overseas and in the Continental Basketball Association (CBA).

In his first season with the Cougars Hall was named the Mountain West Conference Defensive Player of the Year and earned a spot on the All-MWC Third Team as a junior. As a senior, Hall led the Cougars in scoring (13.9 ppg) and repeated as a third-team All-MWC honoree. He finished his BYU career averaging 13.3 points and 3.5 rebounds.

Prior to joining the Cougars, Hall played his sophomore season at Dixie State where he was an NJCAA All-American and the Scenic West Athletic Conference and NJCAA Region 18 Player of the Year. He spent his freshman season at Pepperdine where he played 18 games.

After graduating from BYU, Hall played professionally in Turkey, France, Austria and Japan. In 2006, he played for the Utah Eagles of the CBA. In 2009-10, Hall played for the Shiga Lakestars in Japan and averaged 9.2 points and 2.9 rebounds.

Hall graduated from BYU in 2005 in recreation management. He and his wife Tara have a daughter, Halle and a son, Swift.



CHAD BUNN

VIDEO OPERATIONS COORDINATOR



STEVE BUSHMAN

EQUIPMENT MANAGER



EJ CAFFARO

*STUDENT ATHLETIC ACADEMIC
CENTER DIRECTOR*



JUSTIN MCCLURE

*ASSOCIATE HEAD COACH AND
CONDITIONING COACH*



KYLE CHILTON

BASKETBALL MEDIA RELATIONS



ZEFFIE NELSON

BASKETBALL OFFICE SECRETARY



ROBERT RAMOS

BASKETBALL TRAINER



BRICE CROWTHER

MANAGER



JOSH CURTIS

MANAGER



JACOB LARSEN

MANAGER



ANDREW MAY

MANAGER



RYAN PETERSON

MANAGER



NICK STANDIFORD

MANAGER



CHAD STEVENS

MANAGER



TOM HOLMOE

Director of Athletics

Tom Holmoe was named Director of Athletics at Brigham Young University on March 1, 2005. He oversees a nationally recognized program with 21 intercollegiate sports, involving more than 600 student-athletes and a 150-person staff.

Since Holmoe's appointment, BYU has captured 58 Mountain West Conference regular-season or postseason championships, and more than 100 student-athletes have earned All-America status. Over the past four years, both the football and men's basketball teams have enjoyed tremendous success. In fact, BYU is the only school in the NCAA Football Bowl Subdivision to win at least 10 football games and 25 basketball games in each of the last four seasons (2006-10).

A former Cougar defensive back from 1978-82, Holmoe returned to BYU in July 2001 as Associate Athletics Director for Development. As part of his responsibilities, he supervised the Cougar Club, served as the department's liaison with the LDS Foundation, served on the BYU Alumni Association Board of Directors and worked on the capital campaign to raise funds for the University's new athletic facilities. Holmoe currently serves on the BCS Athletics Directors Advisory Committee.

A native of La Crescenta, Calif., Holmoe came to BYU on a football scholarship in 1978. He became a starter as a sophomore and went on to earn first-team All-WAC honors as a senior in 1982. Holmoe was selected in the fourth round of the 1983 NFL Draft by the San Francisco 49ers. Over a seven-year NFL career, he played on three Super Bowl championship teams with the 49ers. After retiring from professional football, Holmoe returned to BYU to serve as a graduate assistant under LaVell Edwards from 1990-91. He then accepted an offer from Bill Walsh to become the Stanford secondary coach in 1992, where he remained for two seasons. In 1994, he returned to the 49ers as defensive backfield coach for two seasons, where he earned a fourth Super Bowl ring. Two years later Holmoe joined the University of California staff as defensive coordinator and later became the head coach from 1997-2001.

Holmoe graduated from BYU with a degree in zoology in 1983 and received a master's degree from BYU in athletic administration in 1995. He and his wife, Lori, have four children: Shannon Packard, Danny, Erik, and Lauren.



BRIAN SANTIAGO

Sr. Associate AD/Operations



JANIE PENFIELD

Associate AD/SWA



DALLAN MOODY

Associate AD/Finance



TOM MULLEN

Associate AD/Development



DUFF TITTLE

Associate AD/Communications



BRIGHAM YOUNG UNIVERSITY

THE BYU HISTORY

The 1875 establishment of the Brigham Young Academy offered an academically stimulating and gospel-oriented education to 29 students. The one-acre school grounds presided over by Karl G. Maeser have since developed into 560 acres and 97 academic buildings. The foundation of the University thrives with the fourfold focus of being 1) spiritually strengthening, 2) intellectually enlarging, 3) character building, leading to 4) lifelong learning and service.

Brigham Young University provides an outstanding education in an atmosphere consistent with the standards and principles of its sponsor, The Church of Jesus Christ of Latter-day Saints.



BYU has a full-time enrollment of 32,955. Students come to BYU from all 50 states and more than 120 countries.

BYU MISSION STATEMENT

The mission of Brigham Young University--founded, supported and guided by The Church of Jesus Christ of Latter-day Saints--is to assist individuals in their quest for perfection and eternal life. That assistance should provide a period of intensive learning in a stimulating setting where a commitment to excellence is expected and the full realization of human potential is pursued.

All instruction, programs and services at BYU, including a wide variety of extracurricular experiences, should make their own contribution toward the balanced development of the total person. Such a broadly prepared individual will not only be capable of meeting personal challenges and change but will also bring strength to others in the tasks of home and family life, social relationships, civic duty and service to mankind.

BYU's faculty, staff, students and administrators should be anxious to make their service and scholarship available to The Church of Jesus Christ of Latter-day Saints in furthering its work worldwide. In an era of limited enrollments, BYU can continue to expand its influence both by encouraging programs that are central to the Church's purposes and by making its resources available to the Church when called upon to do so.

We believe the earnest pursuit of this institutional mission can have a strong effect on the course of higher education and will greatly enlarge Brigham Young University's influence in a world we wish to improve.



CECIL O. SAMUELSON
University President




KEVIN J WORTHEN
Advancement Vice President



A TOP-OF-THE-CHARTS EDUCATION

- #1 Study Abroad Opportunities**
- *The Institute of International Education*
- #1 Stone-Cold Sober School**
- *2008 Princeton Review*
- #1 Students Pray on Regular Basis**
- *2008 Princeton Review*
- #1 Producer of Dental School-Bound Students**
- *2008 Graduate Placement rankings*
- #1 Best MBA Among Regional Schools**
- *2009 The Wall Street Journal*
- #1 Most Popular University**
(accepted students who go on to enroll)
- *2008 U.S. News and World Report*
- #2 Best Value in American Private Education**
- *2006 Consumers Digest*
- #3 Great College Library**
- *2008 Princeton Review*

- #3 Undergraduate Accounting Program**
- *2010 U.S. News and World Report*
- #5 Undergraduate Business Program**
- *2009 Business Week*
- #6 Producer of Law School-Bound Students**
- *2008 Graduate Placement rankings*
- #10 In Number of Graduates Who Go On to Earn PhDs**
- *2008 Graduate Placement rankings*
- #16 Least Student Incurred Debt**
- *2008 U.S. News and World Report*
- #17 Happiest Student Body**
- *2007 Princeton Review*
- #19 Nation's Top Athletic Programs**
- *2008 Sports Illustrated*
- #42 Best Graduate Schools - J. Reuben Clark Law School, Marriott School of Management**
- *2010 U.S. News and World Report*




DISTINGUISHED FACULTY

Faculty members hold advanced degrees from universities around the world. Their achievements are compelling and wide-ranging as they pursue consequential research work that is making a real difference. Alleviating hunger worldwide through more efficient agriculture, finding low-pollution energy alternatives and making significant contributions to the strengthening of families are among their many pursuits. Faculty members are regularly called upon to head national and international professional organizations and to consult with corporate and governmental entities. Above all, these high-principled men and women share an unmatched devotion to bringing the best possible education to their students.

PREPARATION FOR THE FUTURE

A strong curriculum delivered by outstanding faculty is key to the academic excellence of BYU graduates. From business management to nursing, from the humanities to engineering, the University's 11 colleges -- supported by comprehensive offerings from religious education -- continue to be internationally recognized for the quality of their education and the professional preparation they provide. In addition to the challenging course work and hands-on research, numerous programs offer academic and service outreach opportunities. Study abroad centers, distance-learning courses and worldwide performing arts tours are a few of the offerings that enrich BYU's academic experience.

BYU's campus is in Provo, Utah, a city of 124,496 located 45 miles south of Salt Lake City. Provo sits 4,560 feet above sea level and rests between 23-mile-long Utah Lake and the towering peaks of the Wasatch Mountains. The 560-acre campus has 295 total buildings; 87 for academics, 58 for administration and 150 for housing.





MARRIOTT CENTER MAGIC

BYU'S HOMECOURT IS ONE OF THE NATION'S BEST BASKETBALL ARENAS

BYU's 22,700-seat basketball arena is truly a hoop heaven. There is no place quite like it in college basketball. Over the past 39 years, the Marriott Center has been home to the thrills and cheers of BYU basketball. With a history full of game-winning shots, slam dunks and some of the nation's top attendance marks, the Marriott Center's 22,700 seats have allowed BYU fans to see plenty of excitement since the facility's opening game on December 3, 1971.

The Marriott Center is named for successful Utah businessman J. Willard Marriott and is the third-largest on-campus arena in the country behind Syracuse's Carrier Dome (33,000) and Tennessee's Thompson-Boling Arena (24,525).


The Cougars have a .790 winning percentage in the Marriott Center over its 39 seasons. BYU has gone 139-13 (.914) in the Marriott Center over the past 10 years, boasting the nation's longest home victory streaks over parts of the

2002, 2003, 2006, 2007, 2008 and 2009 seasons. The Cougars held the nation's longest winning streak and set the school record with 53-straight home wins from 2005-2008. Some great games have been played in the Marriott Center, including Danny Ainge and company's 19-point shellacking of No. 7 Utah in 1981 before the Cougars' run to the Elite Eight in the NCAA Tournament. In 2002, BYU put on an incredible run to erase a 21-point second-half deficit and defeat Utah 63-61, helping preserve a perfect 16-0 home record. The Cougars played their 500th game in the Marriott Center on Feb. 22, 2006, against league-leader San Diego State, putting together a thrilling 59-point second-half performance on the way to a 100-90 win. In 2010 — with BYU donning pink-trimmed uniforms and pink shoes to show support in the battle against Cancer — Jimmer Fredette put on a show in front of a sellout crowd, scoring 36 points in an 82-69 victory over Utah.



Fredette's 36 points are the most scored by a Cougar against the Utes in the history of the rivalry.

The top three attendance games in the history of the Mountain West Conference have all been played in the Marriott Center. BYU has ranked in the top 25 nationally in paid attendance every year but four since the Marriott Center opened. The Cougars have led the nation three years, finished second four times and been among the top five attendance leaders 20 times over the past 39 years.

In 1972, 1977, 1979 and 1982, BYU hosted NCAA Regionals. The 1988 Western Athletic Conference Tournament was also held in the Marriott Center. In addition to the fans it draws for basketball, capacity crowds have filled the arena for devotionals, commencement exercises, concerts and pageants. As a sports venue, it has also accommodated BYU tennis, wrestling, volleyball and gymnastics contests as well as NBA exhibition games.



... they are unbeatable in the Marriott Center in Provo . . . I'm telling you what, the BYU student section has been ranked No. 1 in my book all season long out of all the places I've been . . . They are outstanding as a group.
 - Jimmy Dykes, ESPN Basketball Analyst





MARRIOTT CENTER TOP CROWDS

ATT.	OPP.	DATE	BYU	OPP
23,106	Utah	Mar. 7, 1981	95	76
23,096	Wake Forest	Jan. 3, 2009	87	94
23,084	Utah	Jan. 12, 1980	89	72
23,042	Illinois	Nov. 30, 1979	76	86
23,037	Utah St.	Dec. 27, 1980	104	89
23,025	Air Force	Jan. 18, 1992	66	45
23,023	UCLA	Nov. 26, 1982	82	85
23,006	Utah	Feb. 17, 1979	76	50
22,998	UNM	Feb. 25, 1978	66	71
22,987	Utah	Feb. 3, 1973	89	73
22,985	CSU	Feb. 26, 1972	105	85
22,983	Wyoming	Jan. 24, 1981	84	70
22,977	La Salle	Dec. 29, 1987	95	82
22,953	CSU	Feb. 24, 1979	66	61
22,937	UTEP	Feb. 5, 1972	57	53
22,936	Utah	Mar. 5, 1983	62	64
22,929	Utah	Jan. 15, 1982	74	51
22,918	Utah St.	Jan. 7, 1978	85	84
22,893	Utah St.	Jan. 22, 1972	101	82
22,891	SDSU	Feb. 3, 1979	88	80
22,889	UNLV	Dec. 5, 1981	63	66
22,812	Utah	Mar. 3, 2007	85	62
22,718	Utah	Mar. 1, 2004	70	57
22,702	CSU	Mar. 8, 2003	67	55
22,700	Air Force	Jan. 27, 2007	61	52
22,700	Air Force	March 7, 2009	54	49
22,644	Utah	Jan. 30, 2010	82	69
22,644	New Mexico	Feb. 27, 2010	81	83
22,580	Utah	Jan. 15, 2000	49	56
22,580	UNLV	Feb. 16, 2008	74	48

BYU has outscored its opponents 11,802-9,308 while achieving a 139-13 home record over the past 10 seasons. The Cougars' average margin of victory over that span is 16.4 points.

MARRIOTT CENTER YEARLY ATTENDANCE

Year	Games	Record	Total	Avg.
09-10	16	15-1	224,460	14,029
08-09	16	14-2	214,134	13,383
07-08	16	16-0	216,295	13,518
06-07	17	17-0	205,243	12,073
05-06	15	14-1	166,037	11,069
04-05	14	6-8	148,860	10,633
03-04	13	13-0	198,906	15,300
02-03	14	13-1	202,556	14,468
01-02	16	16-0	213,952	13,372
00-01	15	15-0	235,575	15,705
99-00	16	14-2	247,120	15,445
98-99	14	9-5	194,810	13,915
97-98	14	4-10	170,901	12,207
96-97	14	1-13	236,523	16,895
95-96	15	11-4	269,730	17,961
94-95	14	14-0	263,730	18,838
93-94	16	14-2	301,995	18,875
92-93	14	13-1	286,596	20,471
91-92	15	14-1	264,869	17,658
90-91	16	10-6	279,660	17,479
89-90	15	15-0	286,779	19,119
88-89	15	10-5	272,235	18,149
87-88	18	16-2	363,602	20,200
86-87	14	10-4	265,140	18,939
85-86	16	12-4	265,158	16,572
84-85	14	9-5	213,628	15,259
83-84	15	14-1	321,714	21,448
82-83	15	9-6	304,137	20,276
81-82	16	11-5	339,586	21,224
80-81	13	13-0	292,580	22,505
79-80	14	12-2	300,713	21,479
78-79	14	14-0	277,020	19,787
77-78	13	9-4	223,216	17,171
76-77	12	6-6	174,588	14,632
75-76	12	7-5	168,136	14,011
74-75	15	9-6	185,940	12,396
73-74	10	6-4	162,510	16,251
72-73	14	11-3	263,523	18,283
71-72	12	12-0	261,815	21,818
Totals	567	448-119	9,082,913	16,019

• The above totals reflect paid public and student attendance from 1971-72 through 1996-97. Paid public but actual student attendance is reflected from 1997-98 through the present.

TOP NATIONAL COLLEGE ARENAS

1. Syracuse (N.Y.), Carrier Dome, 33,000
2. Tennessee, Thompson-Boling Center, 24,525
3. Kentucky, Rupp Arena, 23,000 (off campus)
4. BYU, Marriott Center, 22,700
5. North Carolina, Dean Smith Center, 21,572

TOP UTAH ARENAS

1. BYU, Marriott Center, 22,700
2. Utah Jazz, Energy Solutions Arena, 20,000
3. Utah, Jon M. Huntsman Center, 15,000
4. Weber State, Dee Events Center, 12,000
5. Utah State, Spectrum, 10,270
6. The Maverick Center, 10,207
7. Utah Valley, UCCU Center, 8,000
8. Southern Utah, Centrum, 5,300
9. Dixie College, Burns Arena, 5,200




BYU has consistently ranked among the national attendance leaders, averaging 16,019 fans per game in the 39-year history of the Marriott Center. The Cougars averaged 14,029 fans in 2009-10 to rank 17th nationally, including four crowds that topped 20,000. BYU outdrew the regular-season conference champions of 27 of the nation's 31 conferences as well as every program in the Pac-10 Conference, all but one team in the Southeastern Conference, all but two teams in the Atlantic Coast Conference, all but three teams in the Big East and Big 12 conferences and over half of the teams in the Big 10.

The Cougars have gone 139-13 at home over the past 10 years. BYU had a school record 53-game winning streak that started in 2005 and ended with the loss to nationally ranked Wake Forest in 2009. The Cougars set the program record with

their 67-59 win over Utah in the Marriott Center on Feb. 20, 2008, their 45th-straight home win. The Cougars were 15-1 at home last season, 14-2 at home in 2008-09 and won 16 home games the previous season and 17 in 2006-07 after going 14-1 at home in 2005-06. BYU's last home loss before the record-setting streak was in the 2005-06 season opener against Loyola Marymount. The streak included 29 straight over nonconference opponents and 24 consecutive over MWC foes. BYU is 448-119 (.790) all-time in the Marriott Center, and Cougar head coach Dave Rose is 76-4. Prior to the 53-game home win streak, BYU's longest homecourt victory streak was 44 games from Feb 19, 2000 to Jan 16, 2003.

BYU also owned one of the country's longest nonconference home winning streaks from 1999 to 2005, defeating

40 straight non-league opponents in the Marriott Center. The streak began with a 61-59 win over Utah State on Jan. 2, 1999. Prior to the end of the streak, which came on Nov. 27, 2005 with a 64-67 loss to California, the Cougars had not lost a nonconference home game since Dec. 19, 1998, ironically a 70-71 setback to the Golden Bears. The Cougars have also achieved top nonconference wins on neutral courts with victories over nationally ranked opponents Louisville (2007-08), Oklahoma State (2003-04) and Stanford (2001-02).



Since the Marriott Center opened 39 years ago, Cougar fans have watched BYU compile a 448-119 record, a .790 winning percentage.

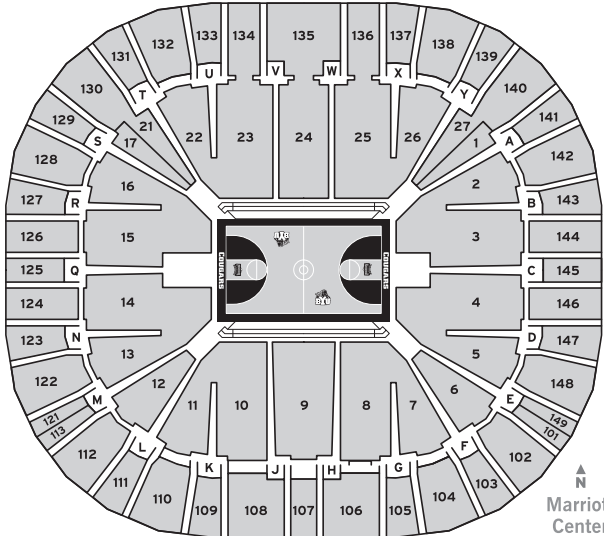


The Marriott Center covers three acres and encloses eight million cubic feet. There are approximately 10,100 chair seats with the balance being bleacher seats. About 40 percent of the seats are below the concourse level. The distance around the concourse level is a quarter of a mile.

The roof, which is the size of two football fields placed side-by-side, is 10 stories high and is held together by 50,000 bolts. The four-million pound roof was constructed first at ground level, then raised 38 feet. There are seven locker rooms, a President's room, two reception rooms, press and interview rooms, men's and women's team rooms and a training room.

Improvements to the exterior and interior took place in 2007, including glass exterior walls and new lighting. In 2006 the original suspended floor, installed in 1971, was replaced with a Connor Uniforce floor and seismic upgrades took place. Fittingly, the last game played on the original floor featured the jersey retirement of Cougar great Kresimir Cosic, who played in BYU's first game in the Marriott Center. An additional floor upgrade was installed in 2007.

"The Marriott Center is one of the top five places to play in the country, not just because of its size, but because its facilities are fantastic," said former UTEP head coach Don Haskins, the subject of the 2006 film *Glory Road*. "If there is a better arena, I haven't seen it."



▲ N
Marriott Center



ARE YOU READY TO BE A CHAMPION?

2009-2010 ATHLETIC SUCCESS

BYU TEAM

	CONF. FINISH	NCAA FINISH
M-Basketball	2nd	17th
W-Basketball	2nd	NA
M-Volleyball	2nd	2nd
W-Volleyball	5th	NA
W-Soccer	1st	14th
Baseball	4th	NA
Football	2nd	12th
Softball	1st	15th
W-Cross Country	2nd	19th
M-Cross Country	2nd	17th
Gymnastics	NA	NA
W-Track (indoor)	1st	14th
M-Track (indoor)	1st	35th
W-Track (outdoor)	1st	36th
M-Track (outdoor)	1st	69th
M-Golf	4th	NA
W-Golf	7th	NA
W-Swimming	1st	44th
M-Swimming	3rd	25th
M-Tennis	1st	36th
W-Tennis	4th	70th

SUCCESS IN THE MOUNTAIN WEST

BYU's 21 athletic teams consistently rank among the best in the nation. The past 11 years have brought numerous successes in Cougar athletics. BYU teams have finished their respective seasons ranked in the nation's top 25 on 105 occasions and in the nation's top 10 on 40 different occasions. During that span, BYU averages 10 top-25 finishes and 3.3 top-10 finishes each year. BYU has also produced six national champions in the last decade. In the 11-year history of the Mountain West Conference, the Cougars have

won 130 of 331 conference championships. That is 40 percent of all championships, by far the most of any school in the Mountain West. In 2000-2001, BYU won all but three conference championships (16 of 19). BYU also dominated the Western Athletic Conference from 1962-1999, winning more championships than any other WAC school. In fact, during the last three decades in the WAC, the Cougars won 60 percent of the WAC Championships. For the seventh-straight season, BYU teams claimed at least eight MWC Championships in 2009-10.

AMONG THE VERY BEST

BYU's 10 NCAA team championships, more than 1,200 All-Americans and 324 conference championships have created a tradition of excellence.

The Cougars consistently rank among the nation's top-25 athletic departments according to the NACDA Directors Cup standings, which measures the overall performance of athletic departments. BYU's 21 athletic teams continually establish themselves among the top teams in the nation.

NATIONAL CHAMPIONSHIPS

Men's Volleyball	2004
Women's Cross Country	2002
Women's Cross Country	2001
Men's Volleyball	2001
Women's Cross Country	1999
Men's Volleyball	1999
Women's Cross Country	1997
Football	1984
Men's Golf	1981
Men's Track	1970

Since the Director's Cup began in 1996, BYU is the top non-BCS all-around athletic department in the nation

NACDA DIRECTOR'S CUP

1996-97	16th
1997-98	18th
1998-99	12th
1999-00	18th
2000-01	17th
2001-02	23rd
2002-03	45th*
2003-04	29th*
2004-05	27th
2005-06	31st
2006-07	26th
2007-08	41st
2008-09	47th
2009-10	36th

* Men's Volleyball's first and second-place NCAA finishes not counted toward score



BACK TO BACK TO BACK CONFERENCE CHAMPIONS



2006-2007



2007-2008



2008-2009



THE MOUNTAIN WEST

AN ELITE NINE-TEAM CONFERENCE THAT STANDS ABOVE THE REST

From its inception in 1999, the Mountain West Conference has been committed to excellence in intercollegiate athletics, while promoting the academic missions of its member institutions. Progressive in its approach, the MWC continues to cultivate opportunities for student-athletes to compete at the highest level, while fostering academic achievement and sportsmanship. Now in its 12th year, the MWC has been assertive in its involvement with the NCAA governance structure and has taken a leadership role in the overall administration of intercollegiate athletics.

The Mountain West Conference has marked several achievements over its first 11 years of existence, most notably becoming the first to establish a sports television network dedicated solely to an intercollegiate athletic conference (The Mtn.). The Mountain West also was the first to experiment with the coaches challenge in the college football instant replay system, and was the first non-automatic-qualifying BCS conference to participate in and win two BCS bowl games. Additionally, the Mountain West was the first conference to have a member institution with No. 1 overall picks in both the NFL and NBA drafts in the same year (Utah's Alex Smith and Andrew Bogut, respectively in 2005). With San Diego State's Stephen Strasburg claiming the No. 1 pick in the 2009 MLB Draft, the Mountain West is one of two conferences to have the No. 1 selection in each of the NFL, NBA and MLB drafts since the MWC was founded in 1999. The Mountain West also ranks second in No. 1 draft picks in the NFL, NBA and MLB over the last six years with three overall.

The Mountain West Conference is noted for its geographic diversity. Some of the most beautiful terrain and landscapes in the nation can be found within Mountain West Conference boundaries, including the majestic Rocky Mountain range, which borders four MWC institutions (Air Force, BYU, Colorado State and Utah). The high plains of Wyoming (elevation 7,220 feet – the highest Division I campus in the nation) contrast with the desert city of Las Vegas (the fastest growing metropolitan area in the West) and the Pacific Ocean locale of San Diego State. The southwestern flavor of New Mexico complements the

western heritage and culture of Fort Worth, Texas, home of the MWC's most recent member, TCU.

HISTORY

The Mountain West Conference was conceived on May 26, 1998, when the presidents of eight institutions — Air Force, BYU, Colorado State, New Mexico, San Diego State, UNLV, Utah and Wyoming — decided to form a new NCAA Division I-A intercollegiate athletic conference. The split from the former 16-team conference re-established continuity and stability among the membership within the new league and signaled the continuation of its tradition-rich, long-standing athletic rivalries.

Five of the MWC's eight original members have been conference rivals since the 1960s (BYU, Utah, New Mexico, Wyoming, Colorado State), while San Diego State (1978) and Air Force (1980) were longtime members as well. UNLV and TCU entered the fold in 1996 and the Rebels continued as one of the original eight institutions that formed the MWC in 1999. TCU re-joined the group with its first year of competition in the Mountain West in 2005-06. On June 11, 2010, Commissioner Craig Thompson announced the addition of Boise State University to the Mountain West Conference, effective July 1, 2011.

When the MWC officially began operations on July 1, 1999, the new league had in place a seven-year contract with ESPN, giving the broadcaster exclusive national television rights to MWC football and men's basketball, and three-year agreements to send the league's football champion to the Liberty Bowl and a second team to the Las Vegas Bowl. Commissioner Craig Thompson also arranged a third bowl tie-in each of the first three years (1999 Motor City, 2000 Silicon Valley, 2001 New Orleans) before securing a four-year deal with the Emerald Bowl in San Francisco in 2002. Entering the 2011 season, the MWC has five contracted bowl affiliations – the MAACO Bowl Las Vegas, San Diego Country Credit Union Poinsettia Bowl, AdvoCare V100 Independence Bowl, Bell Helicopter Armed Forces Bowl and New Mexico Bowl.

An innovator in the postseason bowl structure, the MWC



BYU BASKETBALL: BACK-TO-BACK-TO-BACK MWC CHAMPIONS

engineered many "firsts," as league teams have participated in five inaugural bowl games (2000 Silicon Valley, 2001 New Orleans, 2002 San Francisco (Emerald), 2005 Poinsettia, 2006 New Mexico), as well as placing the first non-automatic-qualifying BCS team into a BCS bowl game with Utah's appearance in the 2005 Tostitos Fiesta Bowl.

2009-10 IN REVIEW

From the gridiron to the diamond, Mountain West Conference teams enjoyed a banner year in 2009-10. For the third consecutive year, the MWC sent a record five football teams to bowl games, posting the best win percentage among the 11 FBS conferences for the third time in six years. The Mountain West finished with a 4-1 (.800) mark in postseason play and claimed the 2009-10 Bowl Challenge Cup, becoming the only conference to win the trophy three times since the award's inception in 2002-03. Three MWC teams were ranked in the final BCS Standings, Associated Press and USA Today/ESPN Coaches polls for the second straight year. TCU's No. 4 BCS ranking marked the highest finish by a non-automatic-qualifying team in the final BCS Standings, surpassing Utah's No. 6 ranking in both 2004 and 2008. The Horned Frogs' automatic bid to the Tostitos Fiesta Bowl marked the MWC's third BCS bowl game since 2004.

A league-record four men's basketball teams represented the Mountain West in the 2010 NCAA Tournament, marking the 10th time in the last 11 years the Conference has sent multiple teams to the Big Dance. San Diego State captured the MWC Tournament title to earn the league's automatic bid, while MWC regular-season champion New Mexico was joined by BYU and UNLV in receiving at-large invitations. Two MWC teams were ranked for eight consecutive weeks, and finished the season ranked in both of the Coaches' and Associated Press final polls for the first time in league history.

EXPOSURE

The Mountain West Conference continues to receive unprecedented national television exposure through a combination of telecasts on The Mtn., CBS College Sports Network (formerly CSTV) and VERSUS. In 2009-10, 46 football, 94 men's basketball and 34 women's basketball Conference-controlled contests were broadcast nationally.

On August 26, 2004, CBS College Sports Network and the Mountain West Conference announced a visionary partnership that revolutionized the college sports landscape. The landmark agreement was the first NCAA Division I football and men's basketball conference-wide deal for CSTV and provided the network exclusive rights to all Conference events, including cable and satellite television coverage, national over-the-air and satellite radio, video-on-demand and online broadcast rights.

In the summer of 2006, the centerpiece of this historic relationship was realized with the launch of The Mtn. – MountainWest Sports Network, the first sports network dedicated to serving a single collegiate athletic conference. Nearly 25,000 hours of MWC programming have aired on The Mtn. since the network's launch on Sept. 1, 2006, and over 260 MWC events are shown live annually through a combination of telecasts on The Mtn., CBS College Sports Network and VERSUS. CBS College Sports Network is currently in 38 million homes, and available in 89 million nationwide. VERSUS is in 79 million households across the U.S.

ACHIEVEMENT

The MWC has produced 595 All-America selections among its 19 sponsored sports in the last 11 years, including a league-record 56 All-America honorees in 2009-10. A total of 110 MWC student-athletes have also earned Academic All-America accolades in that span, while 34 MWC student-athletes have earned NCAA Postgraduate Scholarships. The MWC has sent at least 30 teams to NCAA postseason events each of the past 11 years. Mountain West teams have captured three NCAA team championships over the last 11 years, with BYU claiming three national titles in women's cross country. Additionally, the MWC has produced 24 NCAA individual national champions in the sports of men's golf, indoor track and field and outdoor track and field.

Mountain West members have participated in 41 bowl games in 11 years, led by Utah's 9-0 mark in postseason contests. The MWC has earned 50 postseason bids in men's basketball, including 26 NCAA Tournament appearances and two NIT Final Four berths. MWC women's basketball has tallied 51 postseason bids, including 29 NCAA bids, five Sweet 16 appearances and one

Elite Eight berth since 2000. Wyoming won the MWC's first WNIT championship in 2007 with a win over Wisconsin. In women's volleyball, the MWC has had 31 NCAA bids with eight Sweet 16 berths and one Elite Eight appearance. Women's soccer has earned 23 NCAA bids since 1999, with BYU advancing to the Sweet 16 in 2000 and the Elite Eight in 2003. MWC men's golf has had at least four representatives in each of the last 11 NCAA Golf Regionals, while women's tennis has had at least two teams participate in NCAA Regionals each of the last 10 years.



MWC TOURNAMENT HISTORY

2010 THOMAS & MACK CENTER, LAS VEGAS, NEV.

Wednesday, March 10 – First Round
(9) Air Force 59, (8) Wyoming 40

Thursday, March 11 – Quarterfinals

(1) New Mexico 75, (9) Air Force 69
(4) San Diego St. 72, (5) Colorado St. 71
(2) BYU 95, (7) TCU 85
(3) UNLV 73, (6) Utah 61

Friday, March 12 – Semifinals

(4) San Diego St. 72, (1) New Mexico 69
(3) UNLV 70, (2) BYU 66

Saturday, March 13 – Finals

(4) San Diego St. 55, (3) UNLV 45

2009 THOMAS & MACK CENTER, LAS VEGAS, NEV.

Wednesday, March 11 – First Round
(9) Air Force 71, (8) Colorado State 67

Thursday, March 12 – Quarterfinals

(1) BYU 80, (9) Air Force 69
(4) San Diego State 71, (5) UNLV 57
(2) Utah 61, (7) TCU 58
(6) Wyoming 75, (3) New Mexico 67

Friday, March 13 – Semifinals

(4) San Diego State 64, (1) BYU 62
(2) Utah 68, (6) Wyoming 55

Saturday, March 14 – Finals

(2) Utah 52, (4) San Diego State 50

2008 THOMAS & MACK CENTER, LAS VEGAS, NEV.

Wednesday, March 12 – First Round
(9) CSU 68, (8) Wyoming (63)

Thursday, March 13 – Quarterfinals

(1) BYU 89, (9) CSU 62
(4) SDSU 53, (5) Air Force 49

(2) UNLV 89, (7) TCU 88
(6) Utah 82, (3) New Mexico 80 (OT)

Friday, March 14 – Semifinals

(1) BYU 63, (4) SDSU 54
(2) UNLV 61, (6) Utah 55

Saturday, March 15 – Finals

(2) UNLV 76, (1) BYU 61

2007 THOMAS & MACK CENTER, LAS VEGAS, NEV.

Tuesday, March 6 – First Round
(8) TCU 62, (9) New Mexico (54)

Thursday, March 8 – Semifinals

(1) BYU 77, (8) TCU 64
(5) Wyoming 67, (4) Air Force 62
(2) UNLV 80, (7) Utah 54
(6) Colorado State 69, (3) SDSU 64

Friday, March 9 – Semifinals

(1) BYU 96, (5) Wyoming 84
(2) UNLV 88, (6) Colorado State 72

Saturday, March 10 – Finals

(2) UNLV 78, (1) BYU 70

2006 PEPSI CENTER, DENVER, COLO.

Tuesday, March 7 – First Round
(8) Colorado State 64, (9) TCU 60

Thursday, March 9 – Quarterfinals

(1) SDSU 64, (8) Colorado State 52
(4) UNLV 65, (5) New Mexico 64
(7) Wyoming 57, (2) Air Force 55
(6) Utah 74, (3) BYU 70

Friday, March 10 – Semifinals

(1) San Diego State 63, (4) UNLV 60
(7) Wyoming 60, (6) Utah 47

Saturday, March 11 – Finals

(1) SDSU 69, (7) Wyoming 64 (OT)

2005 PEPSI CENTER, DENVER, COLO.

Thursday, March 10 – Quarterfinals

(1) Utah 62, (8) Colorado State 49
(4) UNLV 70, (5) Wyoming 63
(2) New Mexico 85, (7) BYU 71
(6) SDSU 73, (3) Air Force 68

Friday, March 11 – Semifinals

(1) Utah 73, (4) UNLV 67
(2) New Mexico 77, (6) SDSU 67

Saturday, March 12 – Finals

(2) New Mexico 60, (1) Utah 56

2004 PEPSI CENTER, DENVER, COLO.

Thursday, March 9 – Quarterfinals

(3) Utah 75, (6) San Diego State 69
(2) BYU 79, (7) Wyoming 74
(8) Colorado State 60, (1) Air Force 48
(4) UNLV 55, (5) New Mexico 53

Friday, March 10 – Semifinals

(3) Utah 54, (2) BYU 51
(4) UNLV 80, (8) Colorado State 73

Saturday, March 11 – Finals

(3) Utah 73, (4) UNLV 70

2003 THOMAS & MACK CENTER, LAS VEGAS, NEV.

Thursday, March 13 – Quarterfinals

(2) BYU 71, (7) New Mexico 56
(6) Colorado State 74, (3) Wyoming 71
(1) Utah 42, (8) Air Force 38
(4) UNLV 83, (5) San Diego State 67

Friday, March 14 – Semifinals

(6) Colorado State 86, (2) BYU 80 (OT)
(4) UNLV 64, (1) Utah 41

Saturday, March 15 – Finals

(6) Colorado State 62, (4) UNLV 61

2009-10 MOUNTAIN WEST CONFERENCE FINAL STANDINGS

Pl.	Team	Conf.	Pct.	H	A	Overall	Pct.	H	A	N	Last 10
1.	New Mexico	14-2	.875	7-1	7-1	30-5	.857	17-1	10-2	3-2	8-2
2.	BYU	13-3	.813	7-1	6-2	30-6	.833	15-1	10-4	5-1	7-3
3.	UNLV	11-5	.688	6-2	5-3	25-9	.735	15-4	9-3	1-2	6-4
3.	San Diego State	11-5	.688	7-1	4-4	25-9	.735	14-1	9-7	2-1	8-2
5.	Colorado State	7-9	.438	4-4	3-5	16-16	.500	11-4	3-11	2-1	3-7
5.	Utah	7-9	.438	4-4	3-5	14-17	.452	9-8	4-8	1-1	4-6
7.	TCU	5-11	.313	3-5	2-6	13-19	.406	9-8	3-10	1-1	3-7
8.	Wyoming	3-13	.188	3-5	0-8	10-21	.323	9-9	0-11	1-1	1-9
9.	Air Force	1-15	.063	1-7	0-8	10-21	.323	8-9	0-10	2-2	1-9

2002 THOMAS & MACK CENTER, LAS VEGAS, NEV.

Thursday, March 7 – Quarterfinals
 (1) Wyoming 69, (8) Air Force 67 (OT)
(5) San Diego State 62, (4) BYU 51
 (2) Utah 69, (7) Colorado State 66
 (3) UNLV 120, (6) New Mexico 117 (2OT)

Friday, March 8 – Semifinals
 (5) San Diego State 70, (1) Wyoming 69
 (3) UNLV 76, (2) Utah (70)

Saturday, March 9 – Finals
 (5) San Diego State 78, (3) UNLV 75

2001 THOMAS & MACK CENTER, LAS VEGAS, NEV.

Thursday, March 8 – Quarterfinals
(2) BYU 69, (7) Air Force 54
 (3) Wyoming 73, (6) San Diego State 58
 (4) New Mexico 76, (5) CSU 65
 (1) Utah (bye)

Friday, March 9 – Semifinals
(2) BYU 77, (3) Wyoming 66
 (4) New Mexico 56, (1) Utah 53

Saturday, March 10 – Finals
(2) BYU 69, (4) New Mexico 65

2000 THOMAS & MACK CENTER, LAS VEGAS, NEV.

Thursday, March 9 – Quarterfinals
(6) BYU 55, (3) New Mexico 43
 (2) Utah 74, (7) Air Force 65
 (5) Wyoming 74, (4) Colorado State 68
 (1) UNLV 77, (8) San Diego State 72

Friday, March 10 – Semifinals
(6) BYU 58, (2) Utah 54
 (1) UNLV 97, (5) Wyoming 92

Saturday, March 11 – Finals
(1) UNLV 79, (6) BYU 56

RETURNING STARTERS AND LETTERWINNERS

This season, Mountain West Conference teams will feature rosters that total 77 returning letterwinners, including 33 starters. Each of the nine squads return at least two starters, led by San Diego State, UNLV and Wyoming, who enter the 2010-11 campaign with their starting rotations intact from a year ago. Following is a breakdown of the 2010-11 rosters.

SCHOOL	FR.	SO.	JR.	SR.	STARTERS	LETTERWINNERS
BYU	8	9	5	3	3	13
Colorado St.	2	5	3	3	3	10
New Mexico	4	5	0	4	4	8
San Diego St.	2	4	1	5	5	9
TCU	2	3	8	1	3	5
UNLV	1	3	4	5	5	11
Utah	5	3	6	1	2	6
Wyoming	1	5	6	2	5	9
TOTALS	25	37	33	24	30	72

2009-10 ALL-MWC TEAM

(selected by head coaches)

PLAYER OF THE YEAR

Darlington Hobson, New Mexico

DEFENSIVE PLAYER OF THE YEAR

David Foster, Utah

NEWCOMER OF THE YEAR

Darlington Hobson, New Mexico

FRESHMAN OF THE YEAR

Kawhi Leonard, San Diego State

COACH OF THE YEAR

Steve Alford, New Mexico

FIRST TEAM

Jimmer Fredette, BYU, Jr., G
 Dairese Gary, New Mexico, Jr., G
 Darlington Hobson, New Mexico, Jr., G/F
 Kawhi Leonard, SDSU, Fr., F
 Tre'Von Willis, UNLV, Jr., G

SECOND TEAM

Daniel Faris, New Mexico, Sr., C
 Jackson Emery, BYU, Jr., G
 Andy Ogide, CSU, Jr., F
 Roman Martinez, New Mexico, Sr., F
 Malcolm Thomas, SDSU, Jr., F
 Ronnie Moss, TCU, So., G

THIRD TEAM

Tyler Haws, BYU, Fr., G
 Jonathan Tavernari, BYU, Sr., F
 Chace Stanback, UNLV, So., G/F
 Carlton Brown, Utah, Jr., G
 Desmar Jackson, Wyoming, Fr., G

ALL-DEFENSIVE TEAM

Jackson Emery, BYU, Jr., G
 Dairese Gary, New Mexico, Jr., G
 Chace Stanback, UNLV, So., G/F
 Tre'Von Willis, UNLV, Jr., G
 David Foster, Utah, So., C

JIMMER FREDETTE WAS NAMED TO THE 2010 ALL-MWC FIRST TEAM



ALL-TIME SERIES RECORDS



OPPONENT	G	W	L	FIRST-LAST	LAST					
AIR FORCE	64	52	12	1961-2010	W					
Alabama	1	0	1	1957	L	Florida International	2	2	0	1999-2000 W
Alabama-Birmingham	3	2	1	1984-1989	W	Florida State	1	1	0	1972 W
Alaska	1	1	0	1980	W	Fordham	2	2	0	1983-1985 W
Albright	1	0	1	1943	L	Fort Lewis	1	1	0	2001 W
ARIZONA	37	18	19	1951-2010	W	FRESNO STATE	17	12	5	1935-2010 W
Arizona State	49	27	22	1946-2010	W	Gila College	2	2	0	1931 W
Arkansas	1	1	0	1947	W	Gonzaga	1	0	1	1949 L
Army	2	2	0	1965-1973	W	Georgetown	1	0	1	1984 L
Auburn	1	0	1	1998	L	Georgia	3	2	1	1969-1997 L
Baylor	7	5	2	1949-1979	W	Georgia Tech	1	0	1	1978 L
Beloit	1	0	1	1949	L	Hamline	1	0	1	1951 L
Berkeley	1	1	0	1989	W	Hartford	1	1	0	2008 W
Boise State	13	9	4	1976-2009	W	Harvard	1	1	0	1978 W
Bowling Green	4	3	1	1949-1984	W	Hastings	2	2	0	1935-1938 W
Bradley	4	3	1	1953-2010	W	HAWAII	44	31	13	1971-2010 W
Brown	1	1	0	1988	W	Hofstra	2	2	0	1983-1984 W
Butler	1	0	1	1930	L	Houston	6	2	4	1965-2006 L
California	11	4	7	1952-2005	L	Idaho	5	3	2	1938-2001 W
Cal-Davis	2	2	0	1936	W	Idaho State	37	31	6	1930-2010 W
Cal-Irvine	4	3	1	1986-2002	W	Illinois	5	2	3	1965-1980 W
Cal-Santa Barbara	5	4	1	1979-2002	W	Illinois Wesleyan	1	1	0	1930 W
Cal Poly	1	1	0	2009	W	Indiana	2	0	2	1972-1973 L
Cal Poly Pomona	1	1	0	1981	W	Indiana State	3	2	1	1947-1951 W
Cal State Fullerton	6	3	3	1972-1996	L	Iowa	2	0	2	1983-1986 L
Cal State Los Angeles	2	2	0	1952	W	Iowa State	4	0	4	1931-2000 L
Cal State Northridge	4	4	0	1992-2001	W	Jackson State	1	1	0	2008 W
Cal State Riverside	1	1	0	1999	W	James Madison	2	2	0	1990-1992 W
Cal State Sacramento	1	1	0	1993	W	John Carroll	1	1	0	1930 W
Canisius	3	3	0	1942-1946	W	Kansas	4	1	3	1959-1993 L
Carbon College	2	2	0	1922-1943	W	Kansas State	6	3	3	1950-2002 W
Central Conn. State	1	1	0	1987	W	Kent State	1	1	0	1960 L
Chaminade	1	1	0	2005	W	Kentucky	3	0	3	1951-1984 L
Chicago	1	1	0	1930	W	Lamar	3	2	1	2006-2008 W
CHICAGO STATE	1	1	0	1987	W	LaVerne	1	1	0	1936 W
Cincinnati	3	2	1	1930-2001	L	La Salle	9	3	6	1948-1992 L
Citadel	1	0	1	1960	L	Liberty	1	1	0	2007 W
Clemson	2	0	2	1980-1990	L	Long Beach State	9	5	4	1972-2009 W
Colorado	20	5	15	1937-1956	W	Long Island	3	0	3	1942-1947 L
Colorado College	11	5	6	1923-1936	W	Louisiana State	2	1	1	1960-1992 L
Colorado St. College	9	8	1	1923-1938	W	Louisiana Tech	2	2	0	1998 W
COLORADO STATE	134	88	46	1938-2010	W	Louisville	4	2	2	1960-2008 W
Connecticut	1	0	1	2003-2003	L	Loyola (Ill.)	6	2	4	1931-1968 L
Cornell	2	1	1	1965-1969	L	Loyola-Marymount	3	1	2	1937-2008 W
CREIGHTON	8	5	3	1931-2002	L	Loyola (N. Orleans)	2	1	1	1957-1959 L
Culver Stockton	1	1	0	1949	W	McNeese State	2	2	0	1977-1992 W
Dartmouth	1	0	1	1958	L	Manhattan	3	2	1	1945-1955 L
Davidson	2	2	0	1974-1976	W	Marshall	2	1	1	1948-1951 W
Dayton	2	2	0	1950-1959	W	Marquette	4	2	2	1930-1967 L
Delta State	1	1	0	1947	W	Memphis (formerly State)	4	1	3	1960-2002 L
Denver	70	53	17	1933-1999	W	Miami (Fla.)	4	2	2	1960-1989 L
DePaul	1	0	1	1964	W	Michigan	4	2	2	1954-1991 L
Detroit	1	1	0	1955	W	Michigan State	9	4	5	1930-2008 L
Dixie College	7	7	0	1927-1935	W	Minnesota	1	0	1	1994 L
Drake	1	1	0	1935	W	Mississippi State	2	1	1	1994-1996 L
Duke	2	1	1	1952-1992	L	Montana	27	20	7	1941-1977 L
Duquesne	2	0	2	1947-1954	L	Montana State	12	11	1	1939-1987 W
Eastern Kentucky	3	2	1	1950-1991	W	Montana State Billings	1	1	0	2005 W
Eastern Washington	3	3	0	1989-2010	W	Montana State College	57	28	29	1925-1941 W
East Tennessee State	1	0	1	1990	L	Montana Mines	2	2	0	1928 W
Elon College	1	1	0	2000	W	Morgan State	1	1	0	1996 W
Florida	2	2	0	1959-1992	W	Muhlenberg	1	1	0	1948 W
						Murray State	3	2	1	1953-1955 L

OPPONENT	G	W	L	FIRST-LAST	LAST						
Nebraska	5	4	1	1930-2010	W	Seton Hall	3	2	1	1950-2007	W
Nevada	18	12	6	1929-2010	W	Siena	1	1	0	1989	W
NEW MEXICO	127	74	53	1950-2010	L	Snow College	4	4	0	1929-1946	W
New Mexico State	11	3	8	1960-1976	L	South Alabama	2	1	1	2000	W
New Orleans	1	0	1	1987	L	South Carolina	2	1	1	1990-1993	W
New York (CCNY)	3	0	3	1947-1950	L	South Carolina State	1	1	0	1999	W
New York University	1	1	0	1965	W	Southeastern College	1	1	0	1925	W
Niagara	7	5	2	1947-1976	W	Southern California	9	3	6	1933-2006	L
Nicholls State	1	1	0	1993	W	Southern Idaho	13	10	3	1937-1946	W
Northeastern	1	1	0	1988	W	Southern Illinois	1	1	0	2000	W
Northwestern	2	1	1	1945-1989	W	Southern Methodist	4	2	2	1986-1997	L
North Carolina	5	0	5	1976-2008	L	Southern Utah	10	10	0	1992-2007	W
N. Carolina-Charlotte	2	2	0	1988	W	Southwest Missouri	2	1	1	1985-1987	L
North Carolina State	4	0	4	1952-2005	L	Stanford	6	4	2	1969-2005	L
North Dakota	3	2	1	1928	W	Stetson	1	0	1	1990	L
North Florida	1	1	0	2009	W	Syracuse	5	0	5	1947-2004	L
North Texas	2	2	0	1980-1989	W	TCU	19	16	3	1953-2010	W
Northern Arizona	1	0	1	1946	L	Tennessee	2	0	2	1957-1980	L
Northern Kentucky	1	1	0	2006	W	Tennessee Tech	1	1	0	1992	W
Northeast Louisiana	2	2	0	1975-1994	W	Temple	3	2	1	1942-1966	W
Northwestern (La.) St.	2	1	1	1948-1994	W	Texas	5	3	2	1967-1978	L
N.W. Oklahoma State	1	1	0	1948	W	Texas-Arlington	1	1	0	1988	W
Notre Dame	7	3	4	1956-2000	L	Texas A&M	3	1	2	1972-2009	L
Occidental	1	1	0	1929	W	Texas A&M Corpus Christi	1	1	0	2001	W
Ohio State	7	3	4	1956-1998	W	Texas Southern	1	1	0	1999	W
Oklahoma	4	2	2	1960-1992	W	UTEP	65	40	25	1966-2010	W
Oklahoma Baptist	1	1	0	1993	W	TEXAS TECH	4	3	1	1967-1996	L
Oklahoma City	6	0	6	1955-1976	L	Toledo	4	3	1	1949-2002	W
Oklahoma State	7	4	3	1961-2004	W	Tulane	1	1	0	1995	W
Old Dominion	1	1	0	1976	W	Tulsa	12	8	4	1979-2009	W
Omaha	1	1	0	1943	W	UCLA	22	11	11	1929-2007	L
Oral Roberts	5	5	0	1978-2007	W	UNLV	32	14	18	1981-2010	L
Oregon	20	8	12	1954-1999	L	UTAH	250	125	125	1909-2010	W
Oregon State	15	4	11	1927-1992	L	UTAH STATE	226	135	91	1905-2010	L
Pacific	6	3	3	1961-1997	W	Utah Valley University	1	1	0	2005	W
Penn State	4	1	3	1979-1998	L	Valparaiso	2	1	1	1945-1949	W
Pepperdine	8	4	4	1944-2009	W	Vanderbilt	1	0	1	1957	L
Phillips	2	1	1	1928	L	Villanova	3	1	2	1951-1984	L
Pittsburgh	1	1	0	1986	W	Virginia	4	1	3	1981-1998	L
Portland	5	4	1	1957-2009	W	Virginia Commonwealth	1	1	0	1983	W
Portland State	1	1	0	1978	W	Virginia Tech	1	1	0	1967	W
Princeton	4	4	0	1981-1992	W	Wake Forest	5	1	4	1952-2009	L
Providence	2	2	0	1962-1983	W	Washington	18	8	10	1950-1998	L
Purdue	1	1	0	1978	W	Washington State	10	5	5	1946-2006	W
Regis	3	3	0	1949-1951	W	Weber College	7	6	1	1938-1943	W
Rhode Island	3	1	2	1975-1978	L	WEBER STATE	35	24	10	1973-2010	W
Rice	7	5	2	1963-2009	W	West Virginia	2	1	1	1947-1973	W
Ricks College	2	2	0	1927-1940	W	Western Carolina	1	1	0	1981	W
Rutgers	1	0	1	1990	L	Western State	11	10	1	1924-1937	W
St. Bonaventure	3	3	0	1965-2002	W	Western Kentucky	3	0	3	1946-1955	L
St. Francis	2	1	1	1953-1969	W	Western Oregon	3	3	0	2005-2009	W
St. John's	8	1	7	1951-1991	L	Western Washington	1	1	0	1993	W
St. Joseph's	8	4	4	1962-1983	L	Wichita State	7	1	6	1962-1989	W
St. Louis	4	3	1	1930-1954	L	Wisconsin	1	0	1	1931	L
ST. MARY'S (CALIF.)	9	7	2	1953-2005	L	Wisconsin-Milwaukee	1	1	0	1972	W
San Diego, U. of	2	2	0	2001-2002	W	Wittenberg	1	0	1	1930	L
SAN DIEGO STATE	68	46	22	1941-2010	W	Wofford College	1	1	0	1998	W
San Francisco	10	5	5	1946-2010	W	WYOMING	172	103	69	1929-2010	W
San Jose State	9	8	1	1948-2007	W	Xavier	3	2	1	1964-2007	L
Santa Barbara SC	1	1	0	1940	W	Yale	1	1	0	1984	W
Santa Clara	20	15	5	1951-2005	W						
Seattle	7	5	2	1963-1976	W						



FRESNO STATE

NOV. 12, PROVO, UT - 7 PM



UTAH STATE

NOV. 17, PROVO, UT - 7 PM (MTN)

GENERAL INFO

Location: Fresno, Calif.
 Founded: 1911
 Enrollment: 19,000
 Nickname: Bulldogs
 Colors: Red and Blue
 Home Arena: Save Mart Center
 Conference: Western Athletic
 Athletic Director: Thomas Boeh

BASKETBALL INFO

Head Coach: Steve Cleveland
 Alma Mater: UC Irvine '76
 Best Time to Call: Contact SID
 Office Phone: (559) 278-2748
 Overall Record (Years): 216-189 (5)
 Record at School (Years): 78-81
 Assistant Coaches: Jeff Reinert, Senque Carey, Lee Moon

2009-10

Overall Record: 15-18
 Conference Record/Finish: 7-9/5th
 Final Rankings/Postseason Finish: NR/NA

2010-11

Lettermen Returning/Lost: 5/4
 Starters Returning/Lost: 2/3

STARTERS RETURNING

Steven Shepp (G, 6-2, Jr.) 5.5 ppg, 2.4 rpg
 Greg Smith (C, 6-10, So.) 11.5 ppg, 5.8 rpg

SERIES HISTORY

Series Record: BYU leads, 12-5
 Last Meeting: Dec. 12, 2009
 Result: BYU won 72-67 @ Fresno State

MEDIA RELATIONS

Basketball Contact: Stephen Trembley
 Office: (559) 244-5616
 Cell: (559) 270-4291
 Email: strembley@csufresno.edu
 Fax: (559) 244-6032
 Press Row: (559) 347-3699
 Website: www.gobulldogs.com

GENERAL INFO

Location: Logan, Utah
 Founded: 1888
 Enrollment: 25,065
 Nickname: Aggies
 Colors: Navy Blue and White
 Home Arena: Dee Glen Smith Spectrum (10,270)
 Conference: Western Athletic
 Athletic Director: Scott Barnes

BASKETBALL INFO

Head Coach: Stew Morrill
 Alma Mater: Gonzaga '74
 Best Time to Call: Contact SID
 Office Phone: (435) 797-2060
 Overall Record (Years): 512-237 (24)
 Record at School (Years): 294-99 (12)
 Assistant Coaches: Tim Duryea, Chris Jones, Tarvish Felton

2009-10

Overall Record: 27-8
 Conference Record/Finish: 14-2/1st
 Final Rankings/Postseason Finish: NR/NCAA First Round

2010-11

Lettermen Returning/Lost: 8/4
 Starters Returning/Lost: 4/1

STARTERS RETURNING

Tyler Newbold (G/F, 6-4, Sr.) 10.3 ppg, 5.5 rpg
 Tai Wesley (F, 6-7, Sr.) 13.7 ppg, 6.6 rpg
 Pooh Williams (G/F, 6-3, Sr.) 8.7 ppg, 1.8 rpg
 Nate Bendall (F, 6-9, Sr.) 10.3 ppg, 5.5 rpg

SERIES HISTORY

Series Record: BYU leads, 135-91
 Last Meeting: Dec. 2, 2009
 Result: Utah State won 71-61 @ Utah State

MEDIA RELATIONS

Basketball Contact: Doug Hoffman
 Office: (435) 797-3714
 Cell: (435) 881-8011
 Email: doug.hoffman@usu.edu
 Fax: (435) 797-2615
 Press Row: (435) 797-1686
 Website: www.utahstateaggies.com



CHICAGO STATE
 NOV. 20, PROVO, UT - 7 PM (BYUTV)



MISSISSIPPI VALLEY STATE
 NOV. 23, PROVO, UT - 7 PM (BYUTV)

GENERAL INFO

Location: Chicago, Ill.
 Founded: 1867
 Enrollment: 7,200
 Nickname: Cougars
 Colors: Evergreen and White
 Home Arena: Emil and Patricia Jones Convocation Center
 Conference: Great West
 Athletic Director: Studie Davis

BASKETBALL INFO

Head Coach: Tracy Dildy
 Alma Mater: UIC '91
 Best Time to Call: Contact SID
 Office Phone: (773) 995-3657
 Overall Record (Years): First year
 Record at School (Years): Same
 Assistant Coaches: James Farr, Sean Pryor

2009-10

Overall Record: 9-23
 Conference Record/Finish: 4-8/6th
 Final Rankings/Postseason Finish: NR/NA

2010-11

Lettermen Returning/Lost: 9/5
 Starters Returning/Lost: 3/2

STARTERS RETURNING

Christian Wall (G, 6-1, Sr.) 12.8 ppg, 3.5 rpg
 Carl Montgomery (F, 6-7, Sr.) 13.4 ppg, 8.4 rpg
 Antonio Lofton (G/F, 6-5, Sr.) 9.3 ppg, 3.3 rpg

SERIES HISTORY

Series Record: BYU leads, 1-0
 Last Meeting: Dec. 12, 1987
 Result: BYU won 91-60 @ BYU

MEDIA RELATIONS

Basketball Contact: Corey Miggins
 Office: (773) 995-2217
 Cell: (559) 270-4291
 Email: cmiggins@csu.edu
 Fax: (773)-995-3656
 Website: www.gocsucougars.com

GENERAL INFO

Location: Itta Bena, Miss.
 Founded: 1950
 Enrollment: 3,767
 Nickname: Delta Devils
 Colors: Forest Green and White
 Home Arena: R.W. Harrison Complex (6,000)
 Conference: Southwestern Athletic
 Interim Athletic Director: Donald Sims

BASKETBALL INFO

Head Coach: Sean Woods
 Alma Mater: Kentucky '92
 Best Time to Call: Contact SID
 Office Phone: (662) 254-3550
 Overall Record (Years): 16-48 (2)
 Record at School (Years): Same
 Assistant Coaches: Dylan Howard, Chico Potts

2009-10

Overall Record: 9-23
 Conference Record/Finish: 8-10/7th
 Final Rankings/Postseason Finish: NR/NA

2010-11

Lettermen Returning/Lost: 4/1
 Starters Returning/Lost: 10/1

STARTERS RETURNING

Darian Donald (F, 6-5, Sr.) 5.1 ppg, 2.9 rpg
 Kevin Burwell (G, 5-10, Sr.) 5.8 ppg, 2.1 rpg
 Amos Studivant (F/C, 6-8, Jr.) 6.3 ppg, 4.7 rpg
 Shannon Behling (G/F, 6-7, Sr.) 11.4 ppg, 6.5 rpg

SERIES HISTORY

Series Record: First meeting
 Last Meeting: N/A
 Result: N/A

MEDIA RELATIONS

Basketball Contact: William Bright Jr.
 Office: (662) 254-3011
 Email: sportsinfo@mvsu.edu
 Fax: (662) 254-3639
 Website: www.mvsu.edu/athletics



SOUTH FLORIDA

NOV. 26, SOUTH PADRE ISLAND, TX
7 PM (FOX COLLEGE SPORTS)



ST. MARYS

NOV. 27, SOUTH PADRE ISLAND, TX
7 PM (TBA)

GENERAL INFO

Location: Tampa, Fla.
Founded: 1956
Enrollment: 47,576
Nickname: Bulls
Colors: Green and Gold
Home Arena: USF Sun Dome (10,411)
Conference: Big East
Athletic Director: Doug Woolard

BASKETBALL INFO

Head Coach: Stan Heath
Alma Mater: Eastern Michigan '88
Best Time to Call: Contact SID
Office Phone: (813) 974-3252
Overall Record (Years): 153-131 (9)
Record at School (Years): 41-54 (3)
Assistant Coaches: Jeremy Cox, Reggie Hanson, Eric Skeeters

2009-2010

Overall Record: 20-13
Conference Record/Finish: 9-9/9th
Final Rankings/Postseason Finish: NR/NIT first round

2010-11

Lettermen Returning/Lost: 6/6
Starters Returning/Lost: 3/2

STARTERS RETURNING

Augustus Gilchrist (F/C, 6-10, Jr.) 13.4 ppg, 5.9 rpg
Jarrid Famous (F/C, 6-11, Sr.) 10.4 ppg, 7.5 rpg
Toarlyn Fitzpatrick (F, 6-11, So.) 4.3 ppg, 4.5 rpg

SERIES HISTORY

Series Record: First meeting
Last Meeting: NA
Result: NA

MEDIA RELATIONS

Basketball Contact: Amy Woodruff
Office: (813) 974-2125
Cell: (813) 410-1194
Email: woodruff@admin.usf.edu
Fax: (813) 974-5328
Press Row: (813) 974-3287
Website: www.gousfbulls.com

GENERAL INFO

Location: Moraga, Calif.
Founded: 1863
Enrollment: 3,916
Nickname: Gaels
Colors: Navy, Red and Silver
Home Arena: McKeon Pavilion (3,500)
Conference: West Coast Conference
Athletic Director: Mark Orr

BASKETBALL INFO

Head Coach: Randy Bennett
Alma Mater: UC San Diego '86
Best Time to Call: Contact SID
Office Phone: (925) 631-8228
Overall Record (Years): 183-103 (9)
Record at School (Years): Same
Assistant Coaches: David Patrick, Rick Groy, Eran Ganot

2009-10

Overall Record: 28-6
Conference Record/Finish: 11-3/2nd
Final Rankings/Postseason Finish: 19/NCAA Sweet 16

2010-11

Lettermen Returning/Lost: 9/4
Starters Returning/Lost: 3/2

STARTERS RETURNING

Mickey McConnell (G, 6-2, Sr.) 13.8 ppg, 2.4 rpg
Matthew Dellavedova (G, 6-4, So.) 12.1 ppg, 3.5 rpg
Clint Steindl (F, 6-7, Jr.) 6.9 ppg, 2.6 rpg

SERIES HISTORY

Series Record: BYU leads, 6-2
Last Meeting: January 4, 2005
Result: St. Mary's won 72-51 at St. Mary's

MEDIA RELATIONS

Basketball Contact: Rich Davi
Office: (925) 631-4402
Cell: (925) 878-1582
Email: rdavi@stmarys-ca.edu
Fax: (925) 631-4405
Press Row: (925) 376-3906
Website: www.smcgaels.com



TEXAS TECH

NOV. 27, SOUTH PADRE ISLAND, TX
7 PM (TBA)



CREIGHTON

DEC. 1, OMAHA, NE - 7 PM

GENERAL INFO

Location: Lubbock, Texas
Founded: 1923
Enrollment: 30,049
Nickname: Red Raiders
Colors: Scarlet and Black
Home Arena: United Spirit Arena (15,098)
Conference: Big 12
Athletic Director: Gerald Myers

BASKETBALL INFO

Head Coach: Pat Knight
Alma Mater: Indiana '95
Best Time to Call: Contact SID
Office Phone: (806) 742-7600
Overall Record (Years): 37-42 (3)
Record at School (Years): Same
Assistant Coaches: Chris Beard, Stew Robinson, Brooks Jennings

2009-10

Overall Record: 19-16
Conference Record/Finish: 4-12/T-9th
Final Rankings/Postseason Finish: NR/NIT Third Round

2010-11

Lettermen Returning/Lost: 9/2
Starters Returning/Lost: 3/2

STARTERS RETURNING

Mike Singletary (F, 6-5, Sr.) 15.0 ppg, 6.8 rpg
John Roberson (G, 5-11, Sr.) 14.5 ppg, 2.3 rpg
D'walynt Roberts (F, 6-7, Sr.) 7.0 ppg, 6.2 rpg

SERIES HISTORY

Series Record: BYU leads 3-1
Last Meeting: Dec. 22, 1995
Result: Texas Tech won 81-71 @ Texas Tech

MEDIA RELATIONS

Basketball Contact: Randy Farley
Office: (806) 742-7600
Email: randy.farley@ttu.edu
Fax: (802) 656-8328
Website: www.texastech.com

GENERAL INFO

Location: Omaha, Neb.
Founded: 1878
Enrollment: 7,385
Nickname: Bluejays
Colors: Blue and White
Home Arena: Qwest Center Omaha (17,260)
Conference: Missouri Valley
Athletic Director: Bruce Rasmussen

BASKETBALL INFO

Head Coach: Greg McDermott
Alma Mater: Northern Iowa. 1988
Best Time to Call: Contact SID
Office Phone: (402) 280-1795
Overall Record (Years): 280-195 (16)
Record at School (Years): First year
Assistant Coaches: Darian DeVries, Steve Lutz, Steve Merfeld

2009-10

Overall Record: 18-16
Conference Record/Finish: 10-8/4th
Final Rankings/Postseason Finish: NR/CIT Semifinals

2010-11

Lettermen Returning/Lost: 10/5
Starters Returning/Lost: 4/1

STARTERS RETURNING

Kenny Lawson Jr. (C, 6-9, Sr.) 13.1 ppg, 6.8 rpg
Darryl Ashford (G/F, 6-4, Sr.) 7.4 ppg, 3.1 rpg
Antione Young (G, 6-0, Jr.) 7.1 ppg, 1.7 rpg
Casey Harriman (F, 6-5, Sr.) 3.0 ppg, 2.6 rpg

SERIES HISTORY

Series Record: BYU leads 5-3
Last Meeting: Dec. 7, 2002
Result: Creighton won 74-64 @ Creighton

MEDIA RELATIONS

Basketball Contact: Rob Anderson
Office: (402) 280-5544
Cell: (402) 660-5854
Email: randerson@creighton.edu
Fax: (402) 280-2495
Press Row: (402) 599-6640
Website: www.gocreighton.com



HAWAII

DEC. 4, SALT LAKE CITY, UT
4 PM @ ENERGYSOLUTIONS ARENA (BYUTV)



VERMONT

DEC. 8, GLENS FALLS, NY - 7 PM (CBS C)

GENERAL INFO

Location: Honolulu, Hawaii
Founded: 1907
Enrollment: 20,000
Nickname: Rainbow Warriors
Colors: Green, Black, Silver & White
Home Arena: Stan Sheriff Center (10,300)
Conference: Western Athletic
Athletic Director: Jim Donovan

BASKETBALL INFO

Head Coach: Gib Arnold
Alma Mater: BYU '94
Best Time to Call: Contact SID
Office Phone: (808) 956-6501
Overall Record (Years): First Year
Record at School (Years): Same
Assistant Coaches: Walter Roese, Benjy Taylor, Brandyn Akana

2009-10

Overall Record: 10-20
Conference Record/Finish: 3-13/9th
Final Rankings/Postseason Finish: NR/NA

2010-11

Lettermen Returning/Lost: 3/11
Starters Returning/Lost: 2/4

STARTERS RETURNING

Bill Amis (F, 6-9, Sr.) 10.7 ppg, 6.5 rpg
Hiram Thompson (G, 6-2, Sr.) 9.2 ppg, 3.3 rpg

SERIES HISTORY

Series Record: BYU leads, 31-13
Last Meeting: Nov. 20, 2009
Result: BYU won 83-65 @ Hawaii

MEDIA RELATIONS

Basketball Contact: Neal Iwamoto
Office: (808) 956-9748
Cell: (808) 375-6819
Email: niwamoto@hawaii.edu
Fax: (808) 956-4470
Press Row: (808) 956-9408
Website: www.hawaiiathletics.com

GENERAL INFO

Location: Burlington, Vt.
Founded: 1791
Enrollment: 9,867
Nickname: Cantamounts
Colors: Green & Gold
Home Arena: Patrick Gymnasium (3,266)
Conference: America East
Athletic Director: Dr. Robert Corran

BASKETBALL INFO

Head Coach: Mike Lonergan
Alma Mater: Catholic '88
Best Time to Call: Contact SID
Office Phone: (802) 656-7974
Overall Record (Years): 354-147 (17)
Record at School (Years): 103-59 (5)
Assistant Coaches: Hajj Turner, John Becker, Matt O'Brien

2009-10

Overall Record: 25-10
Conference Record/Finish: 12-4/2nd
Final Rankings/Postseason Finish: NR/NCAA First Round

2010-11

Lettermen Returning/Lost: 7/4
Starters Returning/Lost: 1/4

STARTERS RETURNING

Evan Fjeld (F, 6-8, Sr.) 10.7 ppg, 6.1 rpg

SERIES HISTORY

Series Record: First meeting
Last Meeting: N/A
Result: N/A

MEDIA RELATIONS

Basketball Contact: Ben Dickie
Office: (802) 656-1188
Email: bdickie@uvm.edu
Fax: (802) 656-8328
Website: www.uvmathletics.com



ARIZONA

DEC. 11, SALT LAKE CITY, UT
4 PM @ ENERGYSOLUTIONS ARENA (BYUTV)



UCLA

DEC. 18, ANAHEIM, CA - 2:30 PM (FSN)

GENERAL INFO

Location: Tucson, Ariz.
Founded: 1885
Enrollment: 38,800
Nickname: Wildcats
Colors: Cardinal & Navy
Home Arena: McKale Center (14,545)
Conference: Pacific-10
Athletic Director: Jim Livengood

BASKETBALL INFO

Head Coach: Sean Miller
Alma Mater: Pittsburgh '92
Best Time to Call: Contact SID
Office Phone: (970) 491-6232
Overall Record (Years): 136-62 (6)
Record at School (Years): 16-15 (1)
Assistant Coaches: Archie Miller, Emanuel Richardson, James Whitford

2009-10

Overall Record: 16-15
Conference Record/Finish: 10-8/4th
Final Rankings/Postseason Finish: N/A

2010-11

Lettermen Returning/Lost: 7/5
Starters Returning/Lost: 3/2

STARTERS RETURNING

Kyle Fogg (G, 6-3, Jr.) 11.1 ppg, 3.1 rpg
Solomon Hill (F, 6-6, So.) 6.7 ppg, 4.4 rpg
Janelle Horn (F, 6-7, Sr.) 9.4 ppg, 5.6 rpg
Derrick Williams (F, 6-8, So.) 15.7 ppg, 7.1 rpg

SERIES HISTORY

Series Record: Arizona leads, 20-18
Last Meeting: Dec. 28, 2009
Result: BYU won 99-69 @ Arizona

MEDIA RELATIONS

Basketball Contact: Richard Paige
Office: (520) 621-4163
Cell: (520) 790-4347
Email: rpaige@email.arizona.edu
Fax: (520) 621-2681
Press Row: (520) 621-4334
Website: www.arizonawildcats.com

GENERAL INFO

Location: Los Angeles, Calif.
Founded: 1919
Enrollment: 37,500
Nickname: Bruins
Colors: Blue and Gold
Home Arena: Pauley Pavilion (12,819)
Conference: Pacific-10
Athletic Director: Daniel G. Guerrero

BASKETBALL INFO

Head Coach: Ben Howland
Alma Mater: Weber State '79
Best Time to Call: Contact SID
Office Phone: (310) 825-8699
Overall Record (Years): 334-171 (16)
Record at School (Years): 166-72 (7)
Assistant Coaches: Phil Mathews, Scott Duncan, Scott Garson

2009-10

Overall Record: 14-18
Conference Record/Finish: 8-10/T-5th
Final Rankings/Postseason Finish: NR/NA

2010-11

Lettermen Returning/Lost: 7/8
Starters Returning/Lost: 3/2

STARTERS RETURNING

Tyler Honeycutt (F, 6-8, So.) 7.2 ppg, 6.5 rpg
Malcolm Lee (G, 6-4, Jr.) 12.1 ppg, 4.4 rpg
Reeves Nelson (F, 6-8, So.) 11.1 ppg, 5.7 rpg

SERIES HISTORY

Series Record: Series tied 11-11
Last Meeting: Nov. 15, 2006
Result: UCLA won 82-69 @ UCLA

MEDIA RELATIONS

Basketball Contact: Ryan Finney
Office: (310) 206-4701
Cell: (424) 832-0676
Email: rfinney@athletics.ucla.edu
Fax: (310) 825-8664
Press Row: 310-825-1899
Website: www.uclabruins.com



WEBER STATE

DEC. 21, OGDEN, UT - 7 PM



UTEP

DEC. 23, PROVO, UT - 7 PM

GENERAL INFO

Location: Ogden, Utah
 Founded: 1889
 Enrollment: 23,200
 Nickname: Wildcats
 Colors: Royal Purple and White
 Home Arena: Dee Events Center (12,000)
 Conference: Big Sky
 Athletic Director: Jerry Bovee

BASKETBALL INFO

Head Coach: Randy Rahe
 Alma Mater: Buena Vista '82
 Best Time to Call: Contact SID
 Office Phone: (801) 626-7292
 Overall Record (Years): 77-47 (4)
 Record at School (Years): Same
 Assistant Coaches: Eric Duft, Tim Gardner, Phil Beckner

2009-10

Overall Record: 20-11
 Conference Record/Finish: 13-3/1st
 Final Rankings/Postseason Finish: NR/NIT First Round

2010-11

Lettermen Returning/Lost: 6/4
 Starters Returning/Lost: 2/3

STARTERS RETURNING

Kyle Bullinger (F, 6-6, So.) 8.7 ppg, 4.2 rpg
 Damian Lillard (G, 6-2, So.) 19.9 ppg, 4.0 rpg

SERIES HISTORY

Series Record: BYU leads, 25-10
 Last Meeting: Nov. 27, 2009
 Result: BYU won 87-70 @ BYU

MEDIA RELATIONS

Basketball Contact: Brad Larsen
 Office: (801) 626-6010
 Cell: (801) 698-9548
 Email: blarsen3@weber.edu
 Fax: (801) 626-6490
 Press Row: (801) 626-6588
 Website: www.weberstatesports.com

GENERAL INFO

Location: El Paso, Texas
 Founded: 1914
 Enrollment: 20,000
 Nickname: Miners
 Colors: Dark Blue, Orange, Silver Accent
 Home Arena: Don Haskins Center (12,000)
 Conference: Conference USA
 Athletic Director: Bob Stull

BASKETBALL INFO

Head Coach: Tim Floyd
 Alma Mater: Louisiana Tech '77
 Best Time to Call: Contact SID
 Office Phone: (915) 747-5323
 Overall Record (Years): 328-180 (16)
 Record at School (Years): First Year
 Assistant Coaches: Phil Johnson, William Small, Jason Niblett

2009-2010

Overall Record: 26-7
 Conference Record/Finish: 15-1/1st
 Final Rankings/Postseason Finish: NR/NCAA First Round

2010-11

Lettermen Returning/Lost: 8/3
 Starters Returning/Lost: 3/2

STARTERS RETURNING

Randy Culpepper (G, 6-0, Sr.) 17.9 ppg, 2.8 rpg
 Julyan Stone (G, 6-7, Sr.) 6.1 ppg, 5.1 rpg
 Jeremy Williams (F, 6-7, Sr.) 10.0 ppg, 4.7 rpg

SERIES HISTORY

Series Record: BYU leads, 40-25
 Last Meeting: Jan. 9, 2010
 Result: BYU won 83-77 @ UTEP

MEDIA RELATIONS

Basketball Contact: Jeff Darby
 Office: (915) 747-6652
 Cell: (915) 204-0642
 Email: jdarby@utep.edu
 Fax: (915) 747-5444
 Press Row: (915) 747-5154
 Website: www.utepathletics.com



BUFFALO

DEC. 30, BUFFALO, NY - 7 PM



FRESNO PACIFIC

JAN. 1, PROVO, UT - 7 PM

GENERAL INFO

Location: Buffalo, N.Y.
Founded: 1846
Enrollment: 28,881
Nickname: Bulls
Colors: Royal Blue and White
Home Arena: Alumni Arena (6,100)
Conference: Mid-American
Athletic Director: Warde Manuel

BASKETBALL INFO

Head Coach: Reggie Witherspoon
Alma Mater: Empire State '95
Best Time to Call: Contact SID
Office Phone: (716) 645-3025
Overall Record (Years): 188-206 (12)
Record at School (Years): 144-183 (11)
Assistant Coaches: Jim Kwitchoff, Kevin Heck, Turner Battle

2009-10

Overall Record: 18-12
Conference Record/Finish: 9-7/T-3rd East Division
Final Rankings/Postseason Finish: NR/NA

2010-11

Lettermen Returning/Lost: 8/6
Starters Returning/Lost: 2/3

STARTERS RETURNING

Titus Robinson (F, 6-7, Jr.) 5.8 ppg, 3.7 rpg
Mitchell Watt (F, 6-10, Jr.) 5.5 ppg, 2.5 rpg

SERIES HISTORY

Series Record: First meeting
Last Meeting: N/A
Result: N/A

MEDIA RELATIONS

Basketball Contact: John Fuller
Office: (716) 645-6762
Cell: (716) 359-2728
Email: jfuller3@buffalo.edu
Fax: (716) 645-6840
Press Row: (716) 645-3360
Website: www.ubathletics.buffalo.edu

GENERAL INFO

Location: Fresno, Calif.
Founded: 1944
Enrollment: 2,400
Nickname: Sunbirds
Colors: Navy blue & orange
Home Arena: Special Events Center (1,500)
Conference: Golden State Athletic Conference
Athletic Director: Dennis Janzen

BASKETBALL INFO

Head Coach: Chris Wright
Alma Mater: Texas-Austin, 2005
Best Time to Call: Contact SID
Office Phone: (559) 453-7194
Overall Record (Years): First season
Record at School (Years): Same
Assistant Coaches: Nate Harris, Jesse Cuslidge, Will Hooker, Aaron Henderson

2009-10

Overall Record: 25-9
Conference Record/Finish: 13-7/T-4th
Final Ranking/Postseason: 23/NAIA second round

2010-11

Lettermen Returning/Lost: 3/11
Starters Returning/Lost: 0/5

STARTERS RETURNING

None

SERIES HISTORY

Series Record: First meeting
Last Meeting: N/A
Result: N/A

MEDIA RELATIONS

Basketball Contact: Jeremiah Wood
Office: (559) 453-4646
Cell: N/A
Email: jeremiah.wood@fresno.edu
Fax: (559) 453-2005
Website: www.fpuathletics.com



UNLV

JAN. 5, LAS VEGAS, NV - 7 PM (CBS C)
 FEB. 5, PROVO, UT - 2 PM (VERSUS)



AIR FORCE

JAN. 8, PROVO, UT - 1 PM (MTN)
 FEB. 9, USAFA, CO - 8 PM (MTN)

GENERAL INFO

Location: Las Vegas, Nev.
 Founded: 1957
 Enrollment: 29,000
 Nickname: Runnin' Rebels
 Colors: Scarlet and Gray
 Home Arena: Thomas & Mack Center (18,500)
 Conference: Mountain West
 Athletic Director: Jim Livengood

BASKETBALL INFO

Head Coach: Lon Kruger
 Alma Mater: Kansas State '75
 Best Time to Call: Contact SID
 Office Phone: (702) 895-3295
 Overall Record (Years): 455-295 (24)
 Record at School (Years): 137-62 (6)
 Assistant Coaches: Greg Gensing, Steve Henson, Lew Hill

2009-10

Overall Record: 25-9
 Conference Record/Finish: 11-5/T-3rd
 Final Rankings/Postseason Finish: NR/NCAA First Round

2010-11

Lettermen Returning/Lost: 10/4
 Starters Returning/Lost: 5/0

STARTERS RETURNING

Oscar Bellfield (G, 6-2, Jr.) 9.3 ppg, 2.5 rpg
 Derrick Jasper (G, 6-6, Sr.) 6.7 ppg, 4.9 rpg
 Brice Massamba (F/C, 6-10, Jr.) 4.6 ppg, 2.4 rpg
 Chace Stanback (G/F, 6-8, Jr.) 10.7 ppg, 5.8 rpg
 TreVon Willis (G, 6-4, Sr.) 17.2 ppg, 3.9 rpg

SERIES HISTORY

Series Record: UNLV leads 18-14
 Last Meeting: Mar. 12, 2010
 Result: UNLV won 70-66 @ UNLV

MEDIA RELATIONS

Basketball Contact: Andy Grossman
 Office: (702) 895-3995
 Cell: (702) 630-3949
 Email: andy.grossman@unlv.edu
 Fax: (702) 895-0989
 Press Row: (702) 895-4600
 Website: www.unlvrebels.com

GENERAL INFO

Location: USAFA, Colo.
 Founded: 1954
 Enrollment: 4,400
 Nickname: Falcons
 Colors: Blue and Silver
 Home Arena: Clune Arena (5,858)
 Conference: Mountain West
 Athletic Director: Dr. Hans Mueh

BASKETBALL INFO

Head Coach: Jeff Reynolds
 Alma Mater: UNC Greensboro '78
 Best Time to Call: Contact SID
 Office Phone: (719) 333-3039
 Overall Record (Years): 118-90 (7)
 Record at School (Years): 36-56 (3)
 Assistant Coaches: Dave Pilipovich, Steve Snell, Rob Pryor, Drew Long, Capt. Tom Bellairs

2009-10

Overall Record: 10-21
 Conference Record/Finish: 1-15/9th
 Final Rankings/Postseason Finish: NR/NA

2010-11

Lettermen Returning/Lost: 12/5
 Starters Returning/Lost: 3/2

STARTERS RETURNING

Evan Washington (G, 6-4, Sr.) 10.3 ppg, 4.7 rpg
 Michael Lyons (F, 6-6, So.) 6.9 ppg, 3.0 rpg
 Todd Fletcher (G, 6-2, So.) 4.2 ppg, 1.4 rpg

SERIES HISTORY

Series Record: BYU leads, 52-12
 Last Meeting: Feb. 13, 2010
 Result: BYU won 91-48 @ BYU

MEDIA RELATIONS

Basketball Contact: Jerry Cross
 Office: (719) 333-3950
 Cell: (719) 338-0804
 Email: jerry.cross@usafa.edu
 Fax: (719) 333-3798
 Press Row: (719) 333-6467
 Website: www.goairforcefalcons.com



UTAH

JAN. 11, SALT LAKE CITY, UT - 6:30 PM (MTN)
FEB. 12, PROVO, UT - 4 PM (MTN)



TCU

JAN. 18, PROVO, UT - 8 PM (MTN)
FEB. 19, FT WORTH, TX - 3:30 PM (MTN)

GENERAL INFO

Location: Salt Lake City, Utah
Founded: 1850
Enrollment: 29,251
Nickname: Runnin' Utes
Colors: Crimson and White
Home Arena: Huntsman Center (15,000)
Conference: Mountain West
Athletic Director: Dr. Chris Hill

BASKETBALL INFO

Head Coach: Jim Boylen
Alma Mater: Maine '87
Best Time to Call: Contact SID
Office Phone: (801) 581-5451
Overall Record (Years): 56-42 (3)
Record at School (Years): Same
Assistant Coaches: Jeff Smith, Barret Peery, Stan Johnson

2009-10

Overall Record: 14-17
Conference Record/Finish: 7-9/T-5th
Final Rankings/Postseason Finish: NR/NA

2010-11

Lettermen Returning/Lost: 6/9
Starters Returning/Lost: 1/4

STARTERS RETURNING

David Foster (C, 7-3, Jr.) 4.7 ppg, 4.8 rpg

SERIES HISTORY

Series Record: Series tied 125-125
Last Meeting: Mar. 3, 2010
Result: BYU won 71-51 @ Utah

MEDIA RELATIONS

Basketball Contact: Kyle Harris
Office: (801) 581-3771
Cell: (801) 580-4411
Email: kharris@huntsman.utah.edu
Fax: (801) 581-4358
Press Row: (801) 581-6657
Website: www.utahutes.com

GENERAL INFO

Location: Fort Worth, Texas
Founded: 1873
Enrollment: 8,749
Nickname: Horned Frogs
Colors: Purple and White
Home Arena: Daniel-Meyer Coliseum (7,201)
Conference: Mountain West
Athletic Director: Chris Del Conte

BASKETBALL INFO

Head Coach: Jim Christian
Alma Mater: Rhode Island '88
Best Time to Call: Contact SID
Office Phone: (817) 257-7968
Overall Record (Years): 165-94 (8)
Record at School (Years): 27-36 (2)
Assistant Coaches: Bill Wuczynski, Eric Haut, Armon Gates

2009-10

Overall Record: 13-19
Conference Record/Finish: 5-11/7th
Final Ranking/Postseason: NR/NA

2010-11

Lettermen Returning/Lost: 4/6
Starters Returning/Lost: 2/3

STARTERS RETURNING

Ronnie Moss (G, 6-2, Jr.) 14.9 ppg, 3.2 rpg
Nikola Cerina (F, 6-9, So.) 6.0 ppg, 4.0 rpg

SERIES HISTORY

Series Record: BYU leads, 16-3
Last Meeting: Mar. 11, 2010
Result: BYU won 95-85 @ MWC Tournament

MEDIA RELATIONS

Basketball Contact: Joe Monaco
Office: (817) 257-5378
Cell: (817) 343-2064
Email: j.monaco@tcu.edu
Fax: (817) 257-7964
Press Row: (817) 257-7337
Website: www.gofrogs.com



COLORADO STATE

JAN. 22, FORT COLLINS, CO - 7 PM (MTN)
 FEB. 23, PROVO, UT - 6 PM (MTN)



SAN DIEGO STATE

JAN. 26, PROVO, UT - 7 PM (CBS C)
 FEB. 26, SAN DIEGO, CA - 11 AM (CBS)

GENERAL INFO

Location: Fort Collins, Colo.
 Founded: 1870
 Enrollment: 26,348
 Nickname: Rams
 Colors: Green and Gold
 Home Arena: Moby Arena (8,745)
 Conference: Mountain West
 Athletic Director: Paul Kowalczyk

BASKETBALL INFO

Head Coach: Tim Miles
 Alma Mater: University of Mary '89
 Best Time to Call: Contact SID
 Office Phone: (970) 491-6232
 Overall Record (Years): 244-195 (15)
 Record at School (Years): 32-63 (3)
 Assistant Coaches: Niko Medved, Craig Smith, DeMarlo Slocum

2009-10

Overall Record: 16-16
 Conference Record/Finish: 7-9/T-5th
 Final Rankings/Postseason Finish: NR/CBI First Round

2010-11

Lettermen Returning/Lost: 7/5
 Starters Returning/Lost: 4/1

STARTERS RETURNING

Travis Franklin (F, 6-7, Sr.) 10.0 ppg, 5.0 rpg
 Dorian Green (G, 6-2, So.) 11.8 ppg, 2.4 rpg
 Andy Ogide (F, 6-9, Sr.) 11.7 ppg, 6.5 rpg
 Adam Nigon (G, 6-3, Sr.) 8.7 ppg, 2.9 rpg

SERIES HISTORY

Series Record: BYU leads 88-46
 Last Meeting: Feb. 17, 2010
 Result: BYU won 92-70 @ CSU

MEDIA RELATIONS

Basketball Contact: Danny Mattie
 Office: (970) 491-5050
 Cell: (970) 217-3140
 Email: d.mattie@colostate.edu
 Fax: (970) 491-1348
 Press Row: (970) 222-8458
 Website: www.csurams.com

GENERAL INFO

Location: San Diego, Calif.
 Founded: 1897
 Enrollment: 34,360
 Nickname: Aztecs
 Colors: Scarlet and Black
 Home Arena: Cox Arena (12,414)
 Conference: Mountain West
 Athletic Director: Jeff Schemmel

BASKETBALL INFO

Head Coach: Steve Fisher
 Alma Mater: Illinois State '67
 Best Time to Call: Contact SID
 Office Phone: (619) 594-6249
 Overall Record (Years): 382-231 (19)
 Record at School (Years): 198-149 (11)
 Assistant Coaches: Brian Dutcher, Justin Hutson, Mark Fisher

2009-10

Overall Record: 25-9
 Conference Record/Finish: 11-5/T-3rd
 Final Rankings/Postseason Finish: NR/NCAA First Round

2010-11

Lettermen Returning/Lost: 9/5
 Starters Returning/Lost: 5/0

STARTERS RETURNING

D.J. Gay (G, 6-0, Sr.) 10.5 ppg, 2.2 apg
 Billy White (F, 6-8, Sr.) 11.1 ppg, 4.3 rpg
 Malcom Thomas (F, 6-9, Sr.) 10.9 ppg, 7.6 rpg
 Kawhi Leonard (F, 6-7, So.) 12.7 ppg, 9.9 rpg
 Chase Tapley (G, 6-2, So.) 7.6 ppg, 2.3 rpg

SERIES HISTORY

Series Record: BYU leads, 46-22
 Last Meeting: Feb. 24, 2010
 Result: BYU won 82-68 @ BYU

MEDIA RELATIONS

Basketball Contact: Mike May
 Office: (619) 594-5547
 Cell: (619) 957-8372
 Email: mmay@mail.sdsu.edu
 Fax: (619) 582-6541
 Press Row: (619) 265-5853
 Website: www.goaztecs.com



NEW MEXICO

JAN. 29, ALBUQUERQUE, NM - 2 PM (VS)
MAR. 2, PROVO, UT - 8 PM (MTN)



WYOMING

FEB. 2, LARAMIE, WY - 6 PM (MTN)
MAR. 5, PROVO, UT - 1:30 PM (MTN)

GENERAL INFO

Location: Albuquerque, N.M.
Founded: 1889
Enrollment: 25,767
Nickname: Lobos
Colors: Cherry and Silver
Home Arena: The Pit/Bob King Court (15,102)
Conference: Mountain West
Vice President for Athletics: Paul Krebs

BASKETBALL INFO

Head Coach: Steve Alford
Alma Mater: Indiana '87
Best Time to Call: Contact SID
Office Phone: (505) 925-5750
Overall Record (Years): 384-209 (19)
Record at School (Years): 76-26 (3)
Assistant Coaches: Craig Neal, Ryan Miller, Wyking Jones

2009-10

Overall Record: 30-5
Conference Record/Finish: 14-2/1st
Final Rankings/Postseason Finish: NCAA 2nd round

2010-11

Lettermen Returning/Lost: 6/5
Starters Returning/Lost: 3/2

STARTERS RETURNING

Dairese Gary (G, 6-1, Sr.) 13.1 ppg, 2.8 rpg
Phillip McDonald (G, 6-5, Jr.) 10.4 ppg, 3.1 rpg
A.J. Hardeman (F, 6-8, Jr.) 7.0 ppg, 5.5 rpg

SERIES HISTORY

Series Record: BYU leads 74-53
Last Meeting: Feb. 27, 2010
Result: New Mexico won 83-81 @ BYU

MEDIA RELATIONS

Basketball Contact: Greg Remington
Office: (505) 925-5520
Cell: (505) 410-4844
Email: gregrem@unm.edu
Fax: (505) 925-5529
Press Row: (505) 925-5988
Website: www.golobos.com

GENERAL INFO

Location: Laramie, Wyo.
Founded: 1886
Enrollment: 13,207
Nickname: Cowboyboys
Colors: Brown and Gold
Home Arena: Arena-Auditorium (15,000)
Conference: Mountain West
Athletic Director: Tom Burman

BASKETBALL INFO

Head Coach: Heath Schroyer
Alma Mater: Atlantic State '95
Best Time to Call: Contact SID
Office Phone: (307) 766-5114
Overall Record (Years): 76-100 (6)
Record at School (Years): 41-53 (3)
Assistant Coaches: Fred Langley, Nate Dixon, Anthony Stewart

2009-10

Overall Record: 10-21
Conference Record/Finish: 3-13/8th
Final Rankings/Postseason Finish: NR/NA

2010-11

Lettermen Returning/Lost: 4/2
Starters Returning/Lost: 5/0

STARTERS RETURNING

Afam Muojeke (G/F, 6-7, So.) 16.8 ppg, 3.9 rpg
Desmar Jackson (G, 6-5, So.) 11.8 ppg, 2.3 rpg
JayDee Luster (PG, 5-9, Jr.) 5.7 ppg, 3.0 rpg
Djibril Thiam (F, 6-10, Sr.) 9.5 ppg, 5.3 rpg
Adam Waddell (C, 6-10, Jr.) 9.4 ppg, 5.4 rpg

SERIES HISTORY

Series Record: BYU leads, 103-69
Last Meeting: Feb. 20, 2010
Result: BYU won 85-63 @ Wyoming

MEDIA RELATIONS

Basketball Contact: John Paradis
Office: (307) 766-2256
Cell: (307) 760-2582
Email: JP12@uwyo.edu
Fax: (307) 766-2346
Press Row: (307) 766-2222
Website: www.wyomingathletics.com



MOUNTAIN WEST CONFERENCE TOURNAMENT

MAR. 9-12; LAS VEGAS, NEV.; (MTN/CBSC/VS)



2011 GENERAL INFO

Dates: March 9-12
 Location: Las Vegas, Nevada
 Arena: Thomas & Mack Center
 Host: UNLV
 Tickets: 1-800-322-BYU1 or www.byutickets.com
 Championship Website: <http://www.themwc.com/champ/11-mwc-bb-tourney.html>

2010 INFO

Location: Las Vegas, Nevada
 Arena: Thomas & Mack
 Champion: San Diego State
 MVP: Kawhi Leonard, San Diego State
 BYU Record: 1-1, lost 70-66 at UNLV in the Semifinals

BYU TOURNAMENT HISTORY

Conference Tournament Record: 25-23
 MWC Tournament Record: 13-10
 MWC Quarterfinals Record: 8-3
 MWC Semifinals Record: 4-4
 MWC Finals Record: 1-3
 Last Finals Appearance: 2008
 Last Tournament Title: 2001
 MVP Honorees: Mekeli Wesley (2001)
 All-Tournament Team Honorees: Terrell Lyday (2000), Mekeli Wesley (2001), Terrell Lyday (2001), Rafael Araujo (2004), Keena Young (2007), Lee Cummard (2007), Trent Plaisted (2007), Lee Cummard (2008), Jimmer Fredette (2009 and 2010)

2011 SCHEDULE

WEDNESDAY, MARCH 9 – FIRST ROUND
 2 p.m. #8 vs. #9 The Mtn.

THURSDAY, MARCH 10 - QUARTERFINALS

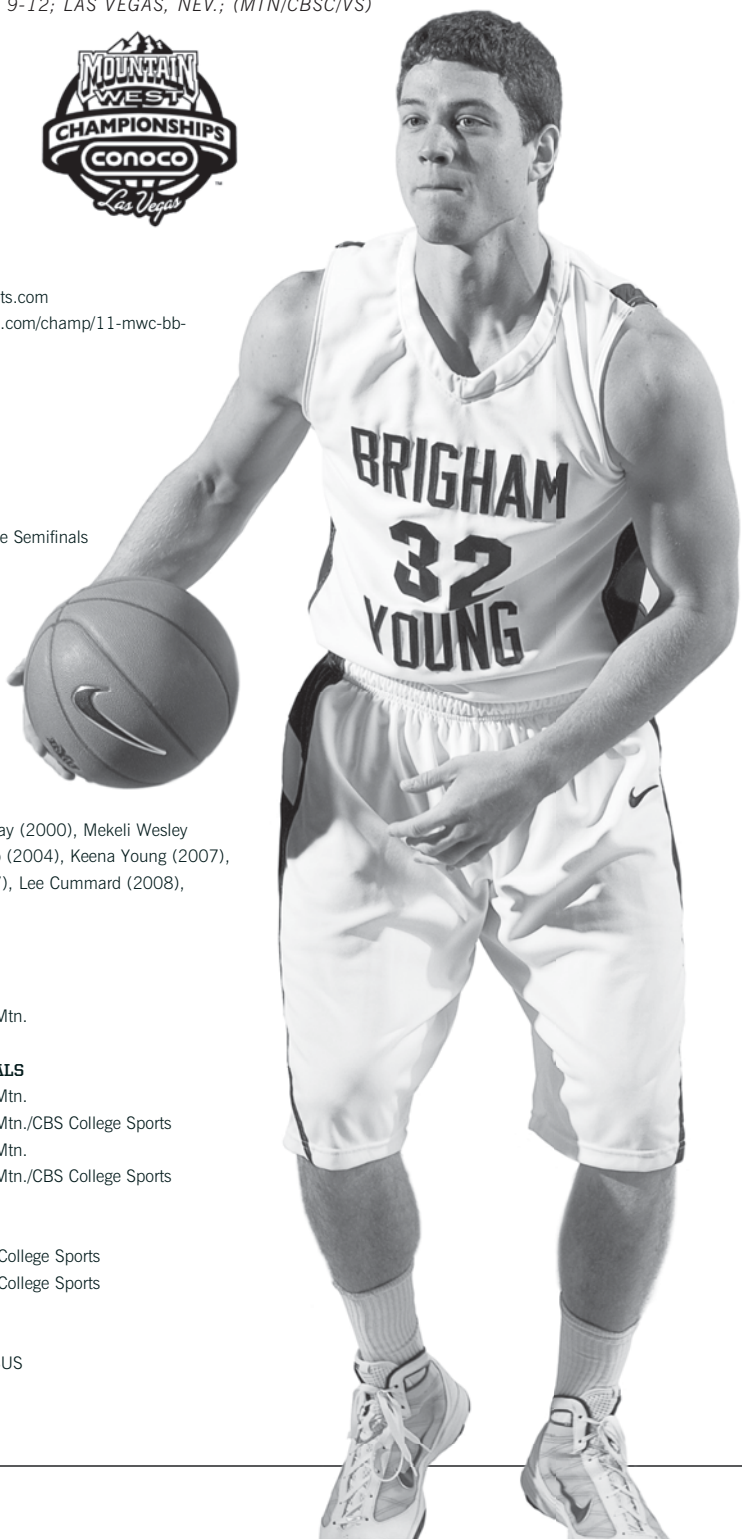
12:00 p.m. Quarterfinal Game #1 The Mtn.
 2:30 p.m. Quarterfinal Game #2 The Mtn./CBS College Sports
 6:00 p.m. Quarterfinal Game #3 The Mtn.
 8:30 p.m. Quarterfinal Game #4 The Mtn./CBS College Sports

FRIDAY, MARCH 11 - SEMIFINALS

6:00 p.m. Semifinal Game #1 CBS College Sports
 8:30 p.m. Semifinal Game #2 CBS College Sports

SATURDAY, MARCH 12 - FINALS

4 p.m. Championship Game VERSUS
 Note: all times are Pacific time



FRESNO STATE

Overall Series Record: BYU leads 12-5

BYU Record in Provo: 7-1

BYU Record at Fresno State: 4-3

BYU Record at Neutral Sites: 1-1

BYU Record Under Dave Rose: 1-0

BYU Record in Overtime Games: N/A

Longest BYU Win Streak: 7 (1935-94)

Longest Fresno State Win Streak: 3 (1996-99)

Largest BYU Margin of Victory: 31, 72-41 in 1935

Largest Fresno State Margin of Victory: 12, 95-83 in 1996

Most Points Scored by BYU: 97 in 1996

Most Points Scored by Fresno State: 95 in 1996

Date	Opponent	Score	W/L
12-30-35	Fresno State	63-54	W
12-31-35	Fresno State	72-41	W
1-4-37	at Fresno State	38-30	W
1-5-37	at Fresno State	45-44	W
1-14-93	at Fresno State	72-57	W
2-18-93	Fresno State	90-74	W
1-13-94	Fresno State	73-65	W
2-19-94	at Fresno State	68-73	L
3-11-94	vs. Fresno State+	87-72	W
3-22-94	at Fresno State#	66-68	L
1-9-95	at Fresno State	69-61	W
2-23-95	Fresno State	81-59	W
1-10-96	Fresno State	97-84	W
2-24-96	at Fresno State	83-95	L
1-23-99	Fresno State	75-79	L
2-18-99	at Fresno State	71-80	L
12-12-09	at Fresno State	72-67	W

+WAC Tournament (SLC)
#NIT Tournament (SLC)

UTAH STATE

Overall Series Record: BYU leads 135-91

BYU Record in Provo: 83-32

BYU Record in Logan: 51-59

BYU Record at Neutral Sites: 1-0

BYU Record under Dave Rose: 2-2

BYU Record in Overtime Games: 2-5* (0-3 Rd, 2-2 Hm)

*BYU is 1-0 in 2OT games, winning in Provo in 1978

Last Overtime Game: 2001, lost at Utah State, 81-90

Longest BYU Win Streak: 15 two times (1906-12, 1986-93)

Longest Utah State Win Streak: 9 (1981-85)

Largest BYU Margin of Victory: 34, 115-81 in 1966

Largest Utah State Margin of Victory: 36, 55-19 in 1923

Most Points Scored by BYU: 121 in 1987

Most Points Scored by Utah State: 112 in 1987

Date	Opponent	Score	W/L
2-23-06	at Utah State	21-14	W
3-3-06	Utah State	19-11	W
2-16-07	Utah State	44-11	W
3-1-07	at Utah State	23-12	W
1-18-08	at Utah State	29-16	W
2-1-08	Utah State	43-19	W
2-6-09	Utah State	37-11	W
2-26-09	at Utah State	37-13	W
1-15-10	at Utah State	40-20	W
2-18-10	Utah State	47-31	W
2-4-11	at Utah State	29-19	W
2-18-11	Utah State	37-21	W
2-3-12	Utah State	36-17	W
2-9-12	at Utah State	37-16	W
2-15-13	at Utah State	33-23	W
3-1-13	Utah State	20-29	L
2-21-14	Utah State	41-21	W
3-6-14	at Utah State	28-19	W
2-13-15	Utah State	29-21	W
2-26-15	at Utah State	31-23	W
2-12-16	Utah State	42-17	W
2-26-16	at Utah State	23-37	L
2-17-17	Utah State	43-22	W
3-8-17	at Utah State	34-27	W
3-1-19	Utah State	23-26	L
1-31-20	at Utah State	27-55	L
1921	at Utah State	43-45	L
1921	Utah State	30-28	W
1922	Utah State	39-22	W
1922	at Utah State	34-36	L
2-2-23	at Utah State	19-55	L
2-3-23	at Utah State	30-36	L
2-23-23	Utah State	22-23	L
2-24-23	Utah State	37-26	W
2-8-24	Utah State	36-43	L
2-9-24	Utah State	38-21	W
2-22-24	at Utah State	30-27	W
2-23-24	at Utah State	32-25	W
1-23-25	at Utah State	29-26	W
1-24-25	at Utah State	22-42	L
2-13-25	Utah State	48-36	W
2-14-25	Utah State	24-23	W
1-29-26	Utah State	31-49	L
1-30-26	Utah State	36-32	W
2-26-26	Utah State	52-43	W

2-27-26	Utah State	34-36	L
1-21-27	at Utah State	47-50	L
1-22-27	at Utah State	34-62	L
3-4-27	Utah State	38-44	L
3-5-27	Utah State	35-42	L
2-10-28	Utah State	49-34	W
2-11-28	Utah State	31-39	L
2-1928	at Utah State	41-52	L
2-1928	at Utah State	42-48	L
1-1-29	at Utah State	53-45	W
2-2-29	at Utah State	46-34	W
3-1-29	Utah State	49-45	W
3-2-29	Utah State	50-52	L
1-17-30	Utah State	37-39	L
1-18-30	Utah State	53-37	W
2-14-30	at Utah State	49-36	W
2-15-30	at Utah State	41-55	L
1-30-31	at Utah State	59-61	L
1-31-31	at Utah State	45-39	W
2-20-31	Utah State	61-51	W
2-21-31	Utah State	53-40	W
1-22-32	Utah State (OT)	45-47	L
1-23-32	Utah State	40-37	W
2-26-32	at Utah State	39-32	W
2-27-32	at Utah State	63-50	W
1-27-33	at Utah State	33-40	L
1-28-33	at Utah State	59-44	W
2-24-33	Utah State	37-30	W
2-25-33	Utah State	48-36	W
1-12-34	Utah State	57-34	W
1-13-34	Utah State	42-35	W
2-16-34	at Utah State	48-37	W
2-17-34	at Utah State	35-43	L
1-25-35	at Utah State	39-38	W
1-26-35	at Utah State	27-41	L
2-8-35	Utah State (OT)	47-48	L
2-9-35	Utah State	40-39	W
2-7-36	Utah State	35-36	L
2-8-36	Utah State	33-37	L
2-21-36	at Utah State	39-32	W
2-22-36	at Utah State	41-51	L
1-15-37	Utah State	31-40	L
1-16-37	Utah State	49-35	W
2-12-37	at Utah State	55-45	W
2-13-37	at Utah State	38-47	L
1-21-38	at Utah State	53-60	L
2-25-38	Utah State	58-50	W
1-7-39	Utah State	46-54	L
3-4-39	at Utah State	38-53	L
2-10-40	at Utah State	35-55	L
2-17-40	Utah State	49-43	W
1-10-41	Utah State	66-34	W
3-8-41	at Utah State	47-48	L
1-10-42	at Utah State	54-24	W
2-21-42	Utah State	57-52	W

SERIES VS. OPPONENT RESULTS



1-15-43	at Utah State	38-43	L	2-4-67	at Utah State	88-113	L	12-1-94	at Utah State	59-83	L
1-16-43	at Utah State	58-41	W	1-6-68	Utah State	104-98	W	12-5-95	Utah State	76-52	W
2-19-43	Utah State	44-38	W	2-1-68	at Utah State	118-103	W	12-10-96	Utah State	64-61	W
2-20-43	Utah State	63-59	W	1-11-69	at Utah State	84-91	L	11-29-97	at Utah State	69-72	L
2-3-45	Utah State	50-41	W	1-30-69	Utah State	113-82	W	1-2-99	Utah State	61-59	W
3-7-45	at Utah State	64-37	W	1-15-70	at Utah State	94-97	L	1-8-00	at Utah State	82-73	W
1-12-46	at Utah State	47-29	W	3-4-70	No. 18 USU	73-86	L	12-16-00	Utah State	69-67	W
2-23-46	Utah State	64-48	W	12-19-70	No. 15 USU	111-83	W	12-1-01	at USU (OT)	81-90	L
2-22-47	Utah State	62-40	W	1-23-71	at No. 12 USU	70-72	L	12-14-02	Utah State	66-56	W
3-4-47	at Utah State	49-52	L	3-13-71	at No. 16 USU	91-82	W	12-23-03	at Utah State	74-76	L
1-31-48	Utah State	66-47	W	12-22-71	at Utah State	87-84	W	12-1-04	at Utah State	57-71	L
2-28-48	at Utah State	65-68	L	1-22-72	Utah State	101-82	W	12-18-04	Utah State	62-84	L
1-21-49	Utah State	60-51	W	12-16-72	Utah State	88-80	W	12-22-05	at Utah State	80-91	L
1-22-49	Utah State	64-56	W	1-20-73	at Utah State	79-69	W	12-16-06	Utah State	75-62	W
2-11-49	at Utah State	54-58	L	12-22-73	Utah State	86-87	L	12-6-08	vs. Utah State	68-63	W
2-12-49	at Utah State	67-54	W	1-19-74	at Utah State	86-93	L	12-2-09	at Utah State	61-71	L
1-21-50	Utah State	71-41	W	12-28-74	Utah State	79-83	L				
1-23-50	at Utah State	48-47	W	2-1-75	at Utah State	84-92	L				
2-24-50	at Utah State	60-46	W	12-17-75	at Utah State	76-87	L				
2-25-50	Utah State	63-35	W	1-10-76	Utah State	73-75	L				
1-12-51	at Utah State	72-59	W	12-4-76	at USU (OT)	93-95	L				
1-13-51	at Utah State	68-72	L	1-8-77	Utah State	85-77	W				
2-2-51	Utah State	83-57	W	12-21-77	at Utah State	89-91	L				
2-3-51	Utah State	51-42	W	1-7-78	Utah State (2OT)	85-84	W				
2-1-52	at Utah State	40-57	L	12-6-78	Utah State	99-80	W				
2-15-52	Utah State	69-67	W	1-6-79	at Utah State	68-84	L				
1-3-53	at Utah State	72-66	W	12-22-79	at Utah State	89-84	W				
1-31-53	Utah State	77-60	W	2-12-80	Utah State	84-83	W				
1-14-54	at Utah State	68-73	L	12-6-80	at Utah State	82-79	W				
1-23-54	Utah State	75-63	W	12-27-80	Utah State	104-89	W				
1-15-55	Utah State	58-62	L	12-8-81	at Utah State	51-43	W				
2-17-55	at Utah State	71-76	L	12-26-81	Utah State	74-79	L				
1-28-56	at Utah State	56-63	L	11-30-82	Utah State	69-75	L				
2-9-56	Utah State	92-62	W	12-14-82	at Utah State	68-80	L				
1-18-57	at Utah State	75-76	L	11-26-83	at Utah State	78-90	L				
1-25-57	Utah State	93-76	W	12-9-83	Utah State*	81-83	L				
1-31-58	at Utah State	67-55	W	12-4-84	Utah State	93-97	L				
2-15-58	Utah State	69-66	W	12-11-84	at USU (OT)	91-92	L				
1-30-59	Utah State	77-54	W	12-3-85	at Utah State	80-82	L				
2-14-59	at Utah State	67-74	L	12-10-85	Utah State	76-88	L				
1-29-60	at No. 9 USU	53-84	L	12-3-86	Utah State	100-86	W				
2-13-60	No. 7 Utah State	64-75	L	12-16-86	at Utah State	97-93	W				
1-27-61	Utah State	75-57	W	12-1-87	at Utah State	96-92	W				
2-13-61	at Utah State	73-94	L	12-19-87	USU (OT)	121-112	W				
1-26-62	at Utah State	69-88	L	12-17-88	Utah State	96-85	W				
2-10-62	Utah State	70-80	L	12-21-88	at Utah State	74-72	W				
1-5-63	at Utah State	58-69	L	11-30-89	Utah State	71-65	W				
1-26-63	Utah State	67-70	L	12-12-89	Utah State	69-68	W				
1-25-64	at Utah State	90-105	L	11-24-90	Utah State	98-94	W				
1-31-64	Utah State	73-90	L	12-1-90	at Utah State	63-58	W				
1-9-65	at Utah State	99-90	W	11-26-91	at Utah State	82-66	W				
2-6-65	Utah State	89-80	W	12-13-91	Utah State*	93-77	W				
1-22-66	Utah State	115-81	W	12-4-92	at Utah State	93-83	W				
2-11-66	at Utah State	96-88	W	12-18-92	Utah State	89-65	W				
1-6-67	Utah State	92-66	W	12-14-93	Utah State	78-65	W				

CHICAGO STATE

Overall Series Record: BYU leads 1-0
 BYU Record in Provo: 1-0
 BYU Record in Chicago: N/A
 BYU Record at Neutral Sites: N/A
 BYU Record under Dave Rose: 0-0
 BYU Record in Overtime Games: N/A
 Longest BYU Win Streak: 1 (1987)
 Longest Chicago State Win Streak: N/A
 Largest BYU Margin of Victory: 31, 91-60 in 1987
 Largest Chicago State Margin of Victory: N/A
 Most Points Scored by BYU: 91 in 1987
 Most Points Scored by Chicago State: 60 in 1987
 12-12-87 Chicago State* 91-60 W
 *Cougar Classic

MISSISSIPPI VALLEY STATE - FIRST MEETING

SOUTH FLORIDA - FIRST MEETING

ST. MARY'S

Overall Series Record: BYU leads 7-2
 BYU Record in Provo: 6-1
 BYU Record at St. Mary's: 1-1
 BYU Record at Neutral Sites: N/A
 BYU Record Under Dave Rose: 0-0
 BYU Record in Overtime Games: N/A
 Longest BYU Win Streak: 6 (1953-1983)
 Longest St. Mary's Win Streak: 1 (1988)
 Largest BYU Margin of Victory: 51, 108-57 in 1966
 Largest St. Mary's Margin of Victory: 21,

72-51 in 2005

Most Points Scored by BYU: 108 in 1966

Most Points Scored by St. Mary's: 76 in 1980

2-7-53	at Saint Mary's	78-50	W
1-26-57	Saint Mary's	69-65	W
12-22-58	Saint Mary's	72-67	W
12-10-66	Saint Mary's	108-57	W
12-13-80	Saint Mary's*	95-76	W
12-10-83	Saint Mary's*	106-74	W
12-10-88	Saint Mary's*	69-70	L
1-2-04	Saint Mary's	70-55	W
1-4-05	at Saint Mary's	51-72	L

*Cougar Classic

TEXAS TECH

Overall Series Record: BYU leads 3-1

BYU Record in Provo: 2-0

BYU Record at Texas Tech: 1-1

BYU Record at Neutral Sites: N/A

BYU Record Under Dave Rose: 0-0

BYU Record in Overtime Games: N/A

Longest BYU Win Streak: 3 (1967-93)

Longest Texas Tech Win Streak: 1 (1995-present)

Largest BYU Margin of Victory: 14, 72-58 in 1967

Largest Texas Tech Margin of Victory: 10, 81-71 in 1995

Most Points Scored by BYU: 88 in 1969

Most Points Scored by Texas Tech: 81 in 1969 and 1995

12-4-67	Texas Tech	72-58	W
12-18-69	at Texas Tech	88-81	W
12-17-93	Texas Tech	84-74	W
12-22-95	at Texas Tech	71-81	L

CREIGHTON

Overall Series Record: BYU leads 5-3

BYU Record in Provo: 2-0

BYU Record at Creighton: 2-3

BYU Record at Neutral Sites: 1-0

BYU Record under Dave Rose: 0-0

BYU Record in Overtime Games: N/A

Longest BYU Win Streak: 4 (1934-71)

Longest Creighton Win Streak: 1 (three times in 1931, 1973 and 2002)

Largest BYU Margin of Victory: 35, 109-74 in 1964

Largest Creighton Margin of Victory: 13, 99-86 in 1973

Most Points Scored by BYU: 109 in 1964

Most Points Scored by Creighton: 99 in 1973

12-19-31	at Creighton	36-41	L
12-20-34	at Creighton	48-38	W
12-19-35	at Creighton	43-36	W
12-28-64	vs. Creighton*	109-74	W
12-11-71	Creighton	96-68	W
12-17-73	at Creighton	86-99	L
12-8-01	Creighton	61-52	W
12-7-02	at Creighton	64-74	L

*All College Tournament

HAWAII

Overall Series Record: BYU leads 31-13

BYU Record in Provo: 16-2

BYU Record at Hawaii'i: 11-8

BYU Record at Neutral Sites: 4-3

BYU Record Under Dave Rose: 1-0

BYU Record in Overtime Games: 4-0

Last Overtime Game: BYU won in Provo, 84-80 in 1993

Longest BYU Win Streak: 10 (1984-88)

Longest Hawaii'i Win Streak: 3 (1989-90)

Largest BYU Margin of Victory: 31, 97-66 in 1988

Largest Hawaii'i Margin of Victory: 20, 73-53 in 1997

Most Points Scored by BYU: 107 in 1980

Most Points Scored by Hawaii'i: 94 in 1970

12-30-70	at Hawaii'i*	90-94	L
12-30-77	at Hawaii'i*	88-78	W
11-24-78	Hawaii'i	93-69	W
1-26-80	at Hawaii'i	34-33	W
2-28-80	Hawaii'i	107-82	W
1-10-81	Hawaii'i	91-74	W
2-12-81	at Hawaii'i	77-72	W
1-30-82	at Hawaii'i	60-62	L
2-25-82	Hawaii'i	75-66	W
1-15-83	Hawaii'i	86-62	W
2-10-83	at Hawaii'i	69-80	L
1-19-84	at Hawaii'i	95-77	W
2-14-84	Hawaii'i (2OT)	87-85	W
1-14-85	at Hawaii'i (OT)	88-78	W
1-10-86	Hawaii'i	80-66	W
2-8-86	at Hawaii'i	76-66	W
1-17-87	Hawaii'i	90-79	W
2-28-87	at Hawaii'i	100-80	W
1-7-88	Hawaii'i	97-66	W
2-20-88	at Hawaii'i	72-70	W
3-10-88	Hawaii'i ^	76-74	W
1-14-89	Hawaii'i	73-77	L
3-10-89	vs. Hawaii'i+	69-72	L

1-4-90	at Hawaii'i	71-80	L
2-3-90	Hawaii'i	68-65	W
1-5-91	at Hawaii'i	65-74	L
2-9-91	Hawaii'i	82-74	W
3-8-91	vs. Hawaii'i** (OT)	73-71	W
2-8-92	at Hawaii'i	83-87	L
2-27-92	Hawaii'i	81-64	W
1-23-93	Hawaii'i (OT)	84-80	W
2-11-93	at Hawaii'i	62-56	W
3-11-93	vs. Hawaii'i+	85-71	W
1-22-94	at Hawaii'i	66-69	L
2-12-94	Hawaii'i	85-79	W
3-12-94	vs. Hawaii'i+	66-73	L
1-14-95	Hawaii'i	74-67	W
2-16-95	at Hawaii'i	70-73	L
1-15-96	at Hawaii'i	78-77	W
2-17-96	Hawaii'i	89-94	L
12-27-97	at Hawaii'i	53-73	L
1-16-99	at Hawaii'i	60-59	W
2-11-99	Hawaii'i	81-68	W
11-20-09	at Hawaii'i	83-65	W

*Rainbow Classic

^ WAC Tournament (Provo)

+WAC Tournament (SLC)

**WAC (Laramie)

VERMONT - FIRST MEETING

ARIZONA

Overall Series Record: Arizona leads 20-18

BYU Record in Provo: 14-4

BYU Record at Arizona: 4-15

BYU Record at Neutral Sites: 0-1

BYU Record under Dave Rose: 1-0

BYU Record in Overtime Games: 1-1

Last Overtime Game: BYU lost to Arizona 74-78 in 1999

Longest BYU Win Streak: 4 (1971-73)

Longest Arizona Win Streak: 8 (1973-1977)

Largest BYU Margin of Victory: 30, 99-69 in 2009

Largest Arizona Margin of Victory: 28, two times in 1975 and 1978

Most Points Scored by BYU: 99 in 2009

Most Points Scored by Arizona: 118, two times in 1974 and 1975

12-1-51	Arizona	68-62	W
12-29-61	at Arizona	58-60	L
1-12-63	at Arizona	80-75	W
2-15-63	Arizona	77-72	W
2-15-64	at Arizona	67-80	L
2-29-64	Arizona	84-71	W

SERIES VS. OPPONENT RESULTS



1-15-65	at Arizona	73-75	L
2-26-65	Arizona	92-88	W
1-8-66	Arizona	87-74	W
2-19-66	at Arizona	62-76	L
1-13-67	at Arizona	77-64	W
3-4-67	Arizona	70-58	W
1-12-68	Arizona	72-62	W
3-2-68	at Arizona	85-96	L
1-23-69	at Arizona	70-76	L
2-15-69	Arizona	70-66	W
1-8-70	at Arizona	77-90	L
2-13-70	Arizona	93-78	W
1-30-71	at Arizona	76-81	L
2-26-71	Arizona	95-83	W
1-8-72	Arizona	88-67	W
2-11-72	at Arizona	86-78	W
1-25-73	Arizona	93-79	W
2-24-73	at Arizona	94-100	L
1-26-74	Arizona	91-93	L
2-21-74	at Arizona	90-118	L
1-11-75	No. 10 Arizona	66-83	L
2-14-75	at No. 19 Arizona	81-97	L
1-16-76	at Arizona	78-79	L
2-14-76	Arizona (OT)	79-74	W
1-22-77	at No. 16 Arizona	85-113	L
2-17-77	No. 17 Arizona	62-64	L
1-19-78	Arizona	87-86	W
2-18-78	at Arizona	90-104	L
3-16-91	vs. No. 8 Arizona#	61-76	L
11-28-98	No. 11 Arizona (OT)	74-78	L
12-1-99	at No. 4 Arizona	62-86	L
12-28-09	at Arizona*	99-69	W

*Fiesta Bowl Classic
#NCAA Tournament (SLC)

UCLA

Overall Series Record: Series tied at 11-11
BYU Record in Provo: 6-2
BYU Record in Los Angeles: 4-7
BYU Record at Neutral Sites: 2-1
BYU Record Under Dave Rose: 0-1
BYU Record in Overtime Games: N/A
Longest BYU Win Streak: 3 (1950-56)
Longest UCLA Win Streak: 4 (1963-81)
Largest BYU Margin of Victory: 21, 83-62 in 1950
Largest UCLA Margin of Victory: 42, 113-71 in 1963
Most Points Scored by BYU: 89 in 1984
Most Points Scored by UCLA: 113 in 1963

12-21-29	at UCLA	47-40	W
12-23-29	at UCLA	43-47	L
3-25-50	vs. No. 7 UCLA#	83-62	W

12-2-55	UCLA	75-58	W
12-3-55	UCLA	67-65	W
12-14-56	at UCLA	69-74	L
12-15-56	at UCLA	59-58	W
12-11-59	at UCLA	42-62	L
12-1-61	UCLA	68-66	W
12-2-61	UCLA	86-83	W
12-6-63	at UCLA	71-113	L
3-13-65	No. 2 UCLA#	76-100	L
3-18-71	vs. No. 1 UCLA#	73-91	L
11-26-77	at UCLA	73-75	L
11-27-81	at UCLA	79-75	W
3-14-81	vs. No. 10 UCLA#	78-55	W
11-26-82	UCLA	82-85	L
12-28-83	at No. 7 UCLA	73-82	L
12-19-84	UCLA	89-81	W
12-5-87	at UCLA	87-80	W
12-3-88	UCLA	87-97	L
11-15-06	at No. 5 UCLA	69-82	L

#NCAA Tournament

WEBER STATE

Overall Series Record: BYU leads 25-10
BYU Record in Provo: 18-0
BYU Record in Ogden: 7-10
BYU Record at Neutral Sites: 0-0
BYU Record under Dave Rose: 5-0
BYU Record in Overtime Games: 3-2* (1-2 Rd, 2-0 Hm)
*BYU is 0-1 in 2OT games, lost in Ogden in 1983
Last Overtime Game: 2006, won at Weber St, 73-69
Longest BYU Win Streak: 7 (2003-present)
Longest Weber State Win Streak: 1 (10 times)
Largest BYU Margin of Victory: 33, 104-71 in 1987
Largest Weber State Margin of Victory: 21, 96-75 in 1976
Most Points Scored by BYU: 104 in 1987
Most Points Scored by Weber State: 97 in 1996

11-30-73	Weber State	77-76	W
12-6-74	at Weber State	63-76	L
12-20-75	Weber State	89-80	W
11-27-76	at Weber State	75-96	L
1-3-78	Weber State	81-76	W
12-23-80	at Weber State	85-78	W
12-15-81	Weber State	63-55	W
1-6-83	at WSU (2OT)	81-84	L
1-7-84	Weber State (OT)	86-81	W
12-8-84	at Weber State	79-87	L

12-28-85	Weber State (OT)	88-86	W
12-18-86	at Weber State	84-69	W
12-11-87	Weber State*	104-71	W
12-1-88	at Weber State	78-80	L
11-28-89	Weber State	81-65	W
11-29-90	at Weber State	69-57	W
12-21-91	Weber State	81-68	W
12-8-92	at WSU (OT)	77-83	L
12-21-93	Weber State	92-79	W
12-21-94	at Weber State	74-86	L
12-12-95	Weber State	91-86	W
12-4-96	at Weber State	80-97	L
12-12-97	Weber State*	83-70	W
11-19-98	at Weber State	80-83	L
12-11-99	Weber State*	66-53	W
12-28-00	at Weber State	84-75	W
12-5-01	Weber State	65-47	W
1-8-03	at Weber State	69-75	L
12-20-03	Weber State	86-65	W
12-23-04	at Weber State	79-61	W
12-17-05	Weber State	80-54	W
12-2-06	at WSU (OT)	73-69	W
12-5-07	Weber State	72-57	W
12-3-08	at Weber State	92-62	W
12-27-09	Weber State	87-70	W

*Cougair Classic

UTEP

Overall Series Record: 40-25
BYU Record in Provo: 23-10
BYU Record in El Paso: 16-14
BYU Record at Neutral Sites: 1-0
BYU Record Under Dave Rose: 1-0
BYU Record in Overtime Games: 5-4
Last Overtime Game: BYU won 30T in El Paso, 76-75 in 1998
Longest BYU Win Streak: 7 (1977-80)
Longest UTEP Win Streak: 3 three times in 1976-77, 1988-89 and 1997-98
Largest BYU Margin of Victory: 27, 75-48 in 1971
Largest UTEP Margin of Victory: 26, twice in 1975 and 1997
Most Points Scored by BYU: 95 in 1995
Most Points Scored by UTEP: 97 in 1985

1-28-67	vs. No. 6 UTEP	76-85	L
1-26-68	vs. UTEP	81-59	W
1-31-70	UTEP	87-72	W
2-26-70	at UTEP	70-81	L
1-9-71	at UTEP	64-66	L
2-11-71	UTEP	75-48	W
2-5-72	UTEP (2OT)	57-53	W
3-3-72	at UTEP	69-73	L

SERIES VS. OPPONENT RESULTS

1-12-73	at UTEP	56-55	W
2-15-73	UTEP	48-43	W
1-4-74	at UTEP	62-58	W
2-9-74	UTEP	56-54	W
1-24-75	at UTEP	60-86	L
3-1-75	No. 15 UTEP	65-54	W
1-31-76	UTEP	56-57	L
2-26-76	at UTEP	50-51	L
1-27-77	UTEP	54-62	L
2-26-77	at UTEP	65-63	W
1-28-78	at UTEP (OT)	78-76	W
2-23-78	UTEP	73-64	W
1-11-79	UTEP	80-56	W
2-10-79	at UTEP	77-68	W
1-5-80	at UTEP	70-69	W
1-31-80	UTEP	89-81	W
1-17-81	at UTEP	62-64	L
2-19-81	UTEP	84-75	W
1-2-82	UTEP	67-60	W
3-4-82	at UTEP	45-43	W
1-27-83	UTEP	49-65	L
2-27-83	at UTEP	58-54	W
2-4-84	at No. 7 UTEP	77-86	L
3-1-84	No. 8 UTEP	83-65	W
1-3-85	No. 19 UTEP	62-60	W
2-9-85	at UTEP (3OT)	86-97	L
1-2-86	at UTEP	64-69	L
2-15-86	No. 15 UTEP	72-69	W
1-9-87	at UTEP	73-66	W
2-7-87	UTEP (OT)	91-93	L
1-21-88	at No. 18 UTEP	81-71	W
3-5-88	UTEP (2OT)	80-83	L
3-11-88	UTEP ^	63-66	L
2-7-89	at UTEP	76-91	L
2-16-89	UTEP	84-76	W
1-11-90	UTEP (OT)	69-67	W
2-17-90	at UTEP	63-64	L
1-10-91	UTEP	83-67	W
2-2-91	at UTEP	69-65	W
1-9-92	at UTEP	69-89	L
2-1-92	No. 19 UTEP	80-63	W
3-14-92	vs. UTEP+	73-71	W
1-2-93	UTEP	79-73	W
3-4-93	at UTEP	84-63	W
1-5-94	at UTEP	67-59	W
3-5-94	UTEP	61-62	L
1-26-95	UTEP (OT)	95-89	W
2-2-95	at UTEP (OT)	85-88	L
1-27-96	at UTEP	90-82	W
2-3-96	UTEP	82-71	W
2-1-97	at UTEP	49-75	L
3-1-97	UTEP	76-81	L
1-31-98	UTEP	59-68	L
2-28-98	at UTEP (3OT)	76-75	W
1-28-99	at UTEP	72-87	L

2-27-99	UTEP	85-64	W
1-9-10	at UTEP	83-77	W
^WAC Tournament (Provo)			
+WAC Tournament (Ft. Collins)			

BUFFALO - FIRST MEETING

FRESNO PACIFIC - FIRST MEETING

UNLV

Overall Series Record: UNLV leads 18-14
 BYU Record in Provo: 10-4 (10-4 in the Marriott Center)
 BYU Record in Las Vegas: 4-14 (3-14 in the Thomas & Mack Center)
 BYU Record at Neutral Sites: 0-0
 BYU Record under Dave Rose: 4-9
 BYU Record in Overtime Games: 2-0
 Last Overtime Game: 2005, won in Las Vegas, 82-72
 Longest BYU Win Streak: 3 (2004-2005)
 Longest UNLV Win Streak: 4 (1981-98)
 Largest BYU Margin of Victory: 28, 91-63 in 2001
 Largest UNLV Margin of Victory: 29, 70-41 in 2008
 Most Points Scored by BYU: 92 in 1981
 Most Points Scored by UNLV: 90 in 1981

1-3-81	at UNLV (OT)	92-90	W
2-6-81	UNLV	86-77	W
12-5-81	No. 18 UNLV	63-66	L
2-12-82	at UNLV	50-52	L
1-22-98	at UNLV	63-76	L
2-21-98	UNLV	76-84	L
1-10-00	at UNLV	77-75	W
2-19-00	UNLV	83-82	W
3-11-00	at UNLV*	56-79	L
1-15-01	UNLV	91-63	W
2-10-01	at UNLV	56-68	L
1-15-02	UNLV	60-47	W
2-9-02	at UNLV	70-73	L
1-16-03	UNLV	85-77	W
2-14-03	at UNLV	54-61	L
2-7-04	UNLV	64-61	W
3-6-04	at UNLV	89-88	W
2-5-05	at UNLV (OT)	82-72	W
3-5-05	UNLV	66-76	L
1-11-06	at UNLV	72-82	L
2-11-06	UNLV	75-72	W
1-13-07	at UNLV	75-83	L
2-3-07	No. 25 UNLV	90-63	W
3-10-07	at No. 25 UNLV*	70-78	L
1-15-08	at UNLV	41-70	L

2-16-08	UNLV	74-48	W
3-15-08	at UNLV*	61-76	L
1-21-09	UNLV	70-76	L
2-21-09	at UNLV	74-75	L
1-6-10	UNLV	77-73	W
2-6-10	at UNLV	74-88	L
3-12-10	at UNLV*	66-70	L

*MWC Tournament (Las Vegas)

AIR FORCE

Overall Series Record: BYU leads 52-12
 BYU Record in Provo: 26-4 (26-2 in the Marriott Center)
 BYU Record in Colorado Springs: 22-7 (22-7 in Clune Arena)
 BYU Record at Neutral Sites: 4-1
 BYU Record under Dave Rose: 10-1
 BYU Record in Overtime Games: 2-0
 Last Overtime Game: 1989, won at AFA, 89-88
 Longest BYU Win Streak: 15 (1990-96)
 Longest Air Force Win Streak: 3 (2005-06)
 Largest BYU Margin of Victory: 43, 91-48 in 2010
 Largest Air Force Margin of Victory: 31, 70-39 in 2005
 Most Points Scored by BYU: 110 in 1965
 Most Points Scored by Air Force: 93 in 1987

12-18-61	Air Force	66-68	L
12-14-63	Air Force	61-65	L
1-29-65	at Air Force	110-77	W
1-2-81	at Air Force	77-65	W
2-7-81	Air Force	62-51	W
1-21-82	Air Force	54-40	W
2-13-82	at Air Force	49-41	W
1-24-83	at Air Force	73-61	W
2-19-83	Air Force	66-57	W
1-28-84	Air Force	69-49	W
2-27-84	at Air Force	71-67	W
1-17-85	at Air Force	79-72	W
2-2-85	Air Force	66-60	W
3-4-85	Air Force*	79-82	L
1-18-86	at Air Force	65-57	W
1-23-86	Air Force	66-45	W
1-22-87	Air Force	87-69	W
1-30-87	at Air Force	91-93	L
3-5-87	vs. AFA** (OT)	82-79	W
1-30-88	Air Force	95-75	W
2-25-88	at Air Force	76-62	W
1-19-89	at Air Force (OT)	89-88	W
1-24-89	Air Force	78-79	L
1-18-90	at Air Force	64-56	W
2-24-90	Air Force	67-42	W

SERIES VS. OPPONENT RESULTS



1-25-91 Air Force 72-55 W	(83-85) Last Overtime Game: 2009, lost at Utah, 88-94 Longest BYU Win Streak: 8 (1909-12) Longest Utah Win Streak: 12 (1995-2000) Largest BYU Margin of Victory: 31 two times (1965, 94) Largest Utah Margin of Victory: 36, 85-49 (1997) Most Points Scored by BYU: 115 (1966) Most Points Scored by Utah: 106 two times (1962, 1963)	1-28-27 Utah 39-42 L 1-29-27 Utah 35-37 L 2-25-27 at Utah 31-34 L 2-26-27 at Utah (OT) 40-34 W 1-27-28 at Utah 37-30 W 1-28-28 at Utah 35-31 W 2-17-28 Utah 25-31 L 2-18-28 Utah 26-31 L 1-18-29 Utah 41-38 W 1-19-29 Utah 49-45 W 2-8-29 at Utah 41-56 L 2-9-29 at Utah 53-37 W 1-31-30 at Utah 49-53 L 2-1-30 at Utah 30-38 L 2-28-30 Utah 56-31 W 3-1-30 Utah 59-42 W 1-23-31 Utah (OT) 51-52 L 1-24-31 Utah 43-45 L 2-27-31 at Utah 39-49 L 2-28-31 at Utah 57-49 W 1-15-32 at Utah 44-36 W 1-16-32 at Utah 39-40 L 2-5-32 Utah 32-35 L 2-6-32 Utah 43-34 W 3-1-32 vs. Utah 35-33 W 1-13-33 Utah 40-27 W 1-14-33 Utah 33-34 L 2-17-33 at Utah 43-42 W 2-18-33 at Utah 36-50 L 3-4-33 vs. Utah 43-26 W 1-26-34 at Utah 41-37 W 1-27-34 at Utah 30-43 L 2-9-34 Utah 45-31 W 2-10-34 Utah 40-28 W 1-11-35 Utah 54-25 W 1-12-35 Utah 56-53 W 2-15-35 at Utah (OT) 46-50 L 2-16-35 at Utah 43-52 L 1-17-36 Utah 42-34 W 1-18-36 Utah 47-42 W 2-14-36 at Utah 35-36 L 2-15-36 at Utah 37-36 W 1-29-37 at Utah 30-45 L 1-30-37 at Utah 40-41 L 2-19-37 Utah 35-43 L 2-20-37 Utah 36-31 W 1-22-38 Utah 41-48 L 3-4-38 at Utah 43-54 L 1-20-39 Utah 40-32 W 3-3-39 at Utah 47-52 L 2-9-40 at Utah 39-45 L 2-23-40 Utah 52-41 W 1-24-41 Utah 27-32 L 3-7-41 at Utah 39-50 L 2-7-42 at Utah 50-42 W 3-7-42 Utah 42-40 W
2-23-91 at Air Force 70-61 W		
1-18-92 Air Force 66-45 W		
2-13-92 at Air Force 68-60 W		
3-12-92 vs. Air Force+ 72-51 W		
1-16-93 at Air Force 103-68 W		
2-20-93 Air Force 98-80 W		
1-15-94 Air Force 87-73 W		
2-17-94 at Air Force 94-82 W		
1-7-95 at Air Force 89-68 W		
2-25-95 Air Force 79-72 W		
1-8-96 Air Force 68-64 W		
2-22-96 at Air Force 80-66 W		
1-24-98 at Air Force 61-80 L		
2-19-98 Air Force 79-60 W		
1-27-00 at Air Force 55-60 L		
3-2-00 Air Force 73-52 W		
2-1-01 Air Force 62-45 W		
3-3-01 at Air Force 51-50 W		
3-8-01 vs. Air Force^ 69-54 W		
1-21-02 at Air Force 64-74 L		
2-18-02 Air Force 67-51 W		
2-03-03 Air Force 65-33 W		
3-01-03 at Air Force 56-43 W		
1-24-04 at Air Force 52-74 L		
2-23-04 Air Force 67-61 W		
1-22-05 Air Force 49-52 L		
2-21-05 at Air Force 39-70 L		
1-5-06 at Air Force 59-75 L		
2-4-06 Air Force 65-59 W		
1-27-07 No. 13 Air Force 61-52 W		
2-27-07 at No. 25 AFA 62-58 W		
1-30-08 at Air Force 69-53 W		
3-1-08 Air Force 76-57 W		
2-3-09 at Air Force 71-50 W		
3-7-09 Air Force 54-49 W		
3-12-09 vs. Air Force^ 80-69 W		
1-13-10 at Air Force 67-49 W		
2-13-10 Air Force 91-48 W		
^ MWC Tournament (Las Vegas) *WAC Tournament (Provo) **WAC Tournament + WAC Tournament (Fort Collins)		
UTAH		
Overall Series Record: Series tied 125-125		
BYU Record in Provo: 70-47 (23-17 in the Marriott Center)		
BYU Record in Salt Lake: 49-73 (13-30 in the Jon M. Huntsman Center)		
BYU Record at Neutral Sites: 6-5		
BYU Record under Dave Rose: 8-3		
BYU Record in OT Games: 4-8* (1-2 Rd, 2-5 Hm, 1-1 Ntrl)		
*1-0 in 2OT, 0-2 in 3OT - all in Provo		
1-23-09 Utah 32-9 W	2-1-30 at Utah 30-38 L	
3-5-09 at Utah 40-27 W	2-28-30 Utah 56-31 W	
2-5-10 at Utah 31-27 W	3-1-30 Utah 59-42 W	
2-11-10 Utah 31-17 W	1-23-31 Utah (OT) 51-52 L	
1-28-11 Utah 47-27 W	1-24-31 Utah 43-45 L	
2-25-11 at Utah 33-26 W	2-27-31 at Utah 39-49 L	
2-17-12 at Utah 36-25 W	2-28-31 at Utah 57-49 W	
3-2-12 Utah 32-25 W	1-15-32 at Utah 44-36 W	
2-8-13 Utah 31-49 L	1-16-32 at Utah 39-40 L	
2-22-13 at Utah (OT) 26-29 L	2-5-32 Utah 32-35 L	
2-14-14 at Utah 23-36 L	2-6-32 Utah 43-34 W	
2-28-14 Utah 32-24 W	3-1-32 vs. Utah 35-33 W	
2-20-15 Utah 29-28 W	1-13-33 Utah 40-27 W	
3-12-15 at Utah 20-38 L	1-14-33 Utah 33-34 L	
2-4-16 at Utah 26-41 L	2-17-33 at Utah 43-42 W	
3-4-16 Utah 30-38 L	2-18-33 at Utah 36-50 L	
2-10-17 Utah 38-32 W	3-4-33 vs. Utah 43-26 W	
2-23-17 at Utah 54-33 W	1-26-34 at Utah 41-37 W	
2-9-18 Utah 21-27 L	1-27-34 at Utah 30-43 L	
2-23-18 at Utah 38-28 W	2-9-34 Utah 45-31 W	
2-7-19 at Utah 22-50 L	2-10-34 Utah 40-28 W	
3-8-19 Utah 21-31 L	1-11-35 Utah 54-25 W	
3-4-20 at Utah 30-41 L	1-12-35 Utah 56-53 W	
1-22-21 Utah 22-16 W	2-15-35 at Utah (OT) 46-50 L	
3-5-21 at Utah 16-29 L	2-16-35 at Utah 43-52 L	
2-3-22 at Utah 29-16 W	1-17-36 Utah 42-34 W	
2-25-22 Utah 32-27 W	1-18-36 Utah 47-42 W	
1-26-23 Utah 36-29 W	2-14-36 at Utah 35-36 L	
1-27-23 Utah 25-19 W	2-15-36 at Utah 37-36 W	
2-16-23 at Utah 33-35 L	1-29-37 at Utah 30-45 L	
2-17-23 at Utah 18-24 L	1-30-37 at Utah 40-41 L	
1-25-24 at Utah 38-21 W	2-19-37 Utah 35-43 L	
1-26-24 at Utah 36-26 W	2-20-37 Utah 36-31 W	
2-15-24 Utah 37-22 W	1-22-38 Utah 41-48 L	
2-16-24 Utah 34-32 W	3-4-38 at Utah 43-54 L	
2-6-25 Utah 33-35 L	1-20-39 Utah 40-32 W	
2-7-25 Utah 42-25 W	3-3-39 at Utah 47-52 L	
2-27-25 at Utah 24-36 L	2-9-40 at Utah 39-45 L	
2-28-25 at Utah 41-36 W	2-23-40 Utah 52-41 W	
1-22-26 at Utah 22-21 W	1-24-41 Utah 27-32 L	
1-23-26 at Utah 35-31 W	3-7-41 at Utah 39-50 L	
2-12-26 Utah 34-39 L	2-7-42 at Utah 50-42 W	
2-13-26 Utah 37-24 W	3-7-42 Utah 42-40 W	

SERIES VS. OPPONENT RESULTS



Largest BYU Margin of Victory: 30, 107-77 in 2010

Largest TCU Margin of Victory: 40, 101-61 in 1997

Most Points Scored by BYU: 107 in 2010

Most Points Scored by TCU: 101 in 1997

12-11-53	TCU	59-48	W
12-12-53	TCU	71-61	W
12-12-60	TCU	74-65	W
12-6-85	vs. TCU*	50-63	L
1-16-97	at TCU	61-101	L
2-13-97	TCU	80-92	L
3-2-99	vs. TCU+	90-74	W
1-25-06	TCU (OT)	89-80	W
2-25-06	at TCU	81-72	W
1-10-07	TCU	89-65	W
2-10-07	at TCU	85-72	W
3-8-07	vs. TCU ^	77-64	W
2-6-08	TCU	83-72	W
3-8-08	at TCU	61-54	W
1-13-09	TCU	73-61	W
2-14-09	at TCU	79-63	W
2-2-10	TCU	76-56	W
3-6-10	at TCU	107-77	W
3-11-10	vs. TCU ^	95-85	W

*Kactus Klassic

+WAC Tournament (Las Vegas)

^ MWC Tournament (Las Vegas)

COLORADO STATE

Overall Series Record: BYU leads 88-46

BYU Record in Provo: 56-10 (32-6 in the Marriott Center)

BYU Record in Fort Collins: 30-33 (22-17 in Moby Arena)

BYU Record at Neutral Sites: 2-3

BYU Record under Dave Rose: 10-1

BYU Record in Overtime Games: 4-3* (1-1 Hm, 3-1 Rd, 0-1 Neutral)

*1-0 in 2OT (1971, won 98-92 in Ft. Collins)

Last Overtime Game: 2003, CSU 86, BYU 80 at MWC Tournament in Las Vegas

Longest BYU Win Streak: 9 (two times 1985-89, 1991-94)

Longest CSU Win Streak: 7 (1960-70)

Largest BYU Margin of Victory: 44, 91-47 in 2010

Largest CSU Margin of Victory: 25, 74-49 in 1958

Most Points Scored by BYU: 105 in 1972

Most Points Scored by CSU: 100 in 1996

1-28-38 Colorado State 50-46 W

2-12-38	at Colorado State	39-45	L
2-10-39	at Colorado State	43-44	L
2-25-39	Colorado State	91-52	W
1-19-40	at Colorado State	32-40	L
2-3-40	Colorado State	62-42	W
2-15-41	at Colorado State	40-36	W
3-1-41	Colorado State	60-33	W
1-24-42	Colorado State	52-27	W
2-27-42	at Colorado State	54-41	W
1-26-46	Colorado State	42-41	W
3-2-46	at Colorado State	40-47	L
1-31-47	Colorado State	69-47	W
2-14-47	at Colorado State	48-51	L
1-24-48	at Colorado State	64-51	W
2-16-48	Colorado State	79-48	W
2-4-49	at Colorado State	66-54	W
2-5-49	at Colorado State	54-62	L
2-25-49	Colorado State	79-49	W
2-26-49	Colorado State	72-52	W
2-3-50	Colorado State	46-42	W
2-4-50	Colorado State	58-45	W
2-11-50	at Colorado State	30-40	L
2-13-50	at Colorado State	46-55	L
12-30-50	vs. Colorado St.*	77-52	W
2-8-51	Colorado State	70-42	W
2-9-51	Colorado State	65-40	W
2-23-51	at Colorado State	50-45	W
2-24-51	at Colorado State	60-51	W
1-19-52	Colorado State	68-47	W
2-29-52	at Colorado State	75-65	W
1-24-53	Colorado State	75-47	W
2-28-53	at Colorado State	57-63	L
2-13-54	at Colorado State	76-77	L
2-27-54	Colorado State	69-71	L
1-21-55	at Colorado State	74-68	W
2-25-55	Colorado State	94-65	W
1-13-56	Colorado State	61-49	W
2-17-56	at Colorado State	59-70	L
1-11-57	at Colorado State	66-61	W
2-15-57	Colorado State	81-66	W
1-17-58	Colorado State	90-80	W
2-22-58	at Colorado State	49-74	L
1-16-59	at Colorado State	62-72	L
2-21-59	Colorado State	88-63	W
1-15-60	Colorado State	51-53	L
2-20-60	at Colorado State	53-65	L
1-13-61	at Colorado State	49-73	L
2-18-61	Colorado State	58-65	L
1-13-62	Colorado State	69-75	L
2-15-62	at Colorado State	65-73	L
2-5-70	at Colorado State	71-94	L
2-21-70	Colorado State	96-84	W
1-15-71	Colorado State	75-73	W
2-20-71	at Colo. St. (2OT)	98-92	W
1-27-72	at Colorado State	75-68	W
2-26-72	Colorado State	105-85	W

1-5-73	Colorado St. (OT)	86-93	L
2-10-73	at Colorado State	78-74	W
1-31-74	at Colorado State	52-69	L
3-2-74	Colorado State	70-69	W
2-7-75	Colorado State	88-75	W
3-8-75	at Colorado State	81-92	L
2-7-76	at Colorado State	84-93	L
3-5-76	Colorado State	81-85	L
1-14-77	Colorado State	41-49	L
2-12-77	at Colorado State	67-78	L
1-14-78	at Colorado State	66-76	L
2-10-78	Colorado State	98-81	W
1-25-79	at Colorado State	98-83	W
2-24-79	Colorado State	66-61	W
1-19-80	Colorado State	104-82	W
2-21-80	Colorado State	66-46	W
1-23-81	Colorado State	66-46	W
2-28-81	at Colorado State	80-69	W
1-7-82	at Colorado State	40-50	L
2-6-82	Colorado State	60-54	W
1-20-83	at Colorado State	77-63	W
2-17-83	Colorado State	69-58	W
1-30-84	Colorado State	73-57	W
2-23-84	at Colorado State	65-70	L
1-19-85	at Colorado State	65-64	W
2-14-85	Colorado State	77-69	W
1-17-86	at Colorado State	68-63	W
2-27-86	Colorado State	86-76	W
1-2-87	Colorado St. (OT)	75-67	W
1-31-87	at Colorado State	51-49	W
2-13-88	Colorado State	86-80	W
2-23-88	at Colorado State	75-67	W
1-21-89	at Colorado State	84-69	W
3-4-89	Colorado State	72-89	L
1-27-90	Colorado State	67-52	W
3-1-90	at Colorado State	57-59	L
1-17-91	at Colorado State	72-55	W
1-31-91	Colorado State	69-52	W
3-7-91	Colorado State	72-51	W
1-11-92	Colorado State	72-51	W
1-25-92	at Colorado St. (OT)	79-74	W
1-28-93	at Colorado State	70-63	W
2-4-93	Colorado State	81-57	W
1-29-94	Colorado State	79-66	W
2-5-94	at Colorado St. (OT)	72-70	W
1-19-95	at Colorado State	72-80	L
2-9-95	Colorado State	76-68	W
3-9-95	vs. Colorado St.**	73-75	L
1-20-96	Colorado State	76-78	L
2-8-96	at Colorado St.	76-81	L
3-7-96	vs. Colorado St.+	84-100	L
1-17-98	Colorado State	44-55	L
2-12-98	at Colorado State	74-83	L
1-22-00	Colorado State	68-47	W
2-24-00	at Colorado State	54-68	L
1-20-01	at Colorado State	55-60	L

2-17-01 Colorado State 68-51 W
 2-4-02 Colorado State 57-52 W
 3-2-02 at Colorado St. (OT) 75-79 L
 2-10-03 at Colorado State 77-68 W
 3-8-03 Colorado State 67-55 W
 3-14-03 vs. Colo. St.+ (OT) 80-86 L
 1-17-04 Colorado State 82-53 W
 2-16-04 at Colorado State 79-73 W
 1-15-05 at Colorado State 67-74 L
 2-14-05 Colorado State 50-49 W
 1-28-06 at Colorado State 86-84 W
 3-1-06 Colorado State 77-69 W
 1-20-07 at Colorado State 78-90 L
 2-21-07 Colorado State 76-67 W
 1-12-08 Colorado State 92-73 W
 2-13-08 at Colorado State 79-65 W
 3-13-08 vs. Colorado St. + 89-62 W
 1-6-09 at Colorado State 86-60 W
 2-11-09 Colorado State 94-60 W
 1-16-10 Colorado State 91-47 W
 2-17-10 at Colorado State 92-70 W
 * Skyline Tournament
 ** WAC Tournament
 + MWC Tournament

SAN DIEGO STATE

Overall Series Record: BYU leads 46-22
 BYU Record in Provo: 28-3 (28-3 in the Marriott Center)
 BYU Record in San Diego: 17-17 (7-7 in Cox Arena)
 BYU Record at Neutral Sites: 1-2
 BYU Record under Dave Rose: 8-4
 BYU Record in Overtime Games: 3-2 (1-1 Rd, 2-1 Hm)
 Last Overtime Game: 2004, BYU won in Provo, 83-69
 Longest BYU Win Streak: 11 (1990-95)
 Longest SDSU Win Streak: 3 (1941-77)
 Largest BYU Margin of Victory: 40, 106-66 in 1982
 Largest SDSU Margin of Victory: 27, 88-61 in 2006
 Most Points Scored by BYU: 123 in 1980
 Most Points Scored by SDSU: 104 in 1977

12-19-41 at San Diego St. 45-49 L
 12-20-41 at San Diego St. 40-42 L
 12-23-77 at San Diego St. 88-104 L
 2-3-79 San Diego State 88-80 W
 3-1-79 at San Diego St. 96-95 W
 1-24-80 at San Diego St. 123-91 W
 3-1-80 San Diego State 114-81 W
 1-8-81 San Diego State 84-73 W
 2-14-81 at San Diego St. 72-73 L

1-28-82 at San Diego St. 66-80 L
 2-27-82 San Diego State 106-66 W
 1-14-83 San Diego State 96-74 W
 2-12-83 at San Diego St. 69-67 W
 1-20-84 at San Diego St. 75-79 L
 2-16-84 San Diego St. (OT) 94-92 W
 1-12-85 at San Diego St. 70-89 L
 1-31-85 San Diego State 71-77 L
 1-11-86 San Diego State 82-70 W
 2-6-86 at San Diego St. 81-71 W
 1-15-87 San Diego State 94-82 W
 2-26-87 at San Diego St. 85-68 W
 1-9-88 San Diego State 92-65 W
 2-18-88 at San Diego St.(OT)80-82 L
 1-12-89 San Diego State 85-81 W
 2-9-89 at San Diego St. 74-89 L
 1-6-90 at San Diego St. 63-60 W
 2-1-90 San Diego State 75-58 W
 1-3-91 at San Diego St. 73-61 W
 2-7-91 San Diego State 75-55 W
 1-6-92 at San Diego St. 89-59 W
 2-29-92 San Diego State 98-78 W
 1-21-93 San Diego State 76-64 W
 2-13-93 at San Diego St. 80-73 W
 1-20-94 at San Diego St.(OT)83-82 W
 2-10-94 San Diego State 101-87 W
 1-12-95 San Diego State 66-57 W
 2-18-95 at San Diego St. 52-58 L
 1-13-96 at San Diego St. 76-83 L
 2-15-96 San Diego State 81-68 W
 12-31-96 San Diego St. (OT)86-89 L
 11-14-97 at San Diego St. 73-59 W
 1-14-99 at San Diego St. 83-76 W
 2-13-99 San Diego State 93-76 W
 2-3-00 at San Diego St. 72-50 W
 3-4-00 San Diego State 67-50 W
 1-13-01 San Diego State 79-50 W
 2-12-01 at San Diego St. 69-66 W
 1-12-02 San Diego State 75-64 W
 2-11-02 at San Diego St. 73-77 L
 3-7-02 vs. San Diego St.# 81-62 L
 1-2-03 at San Diego St. 80-69 W
 2-17-03 San Diego State 66-64 W
 1-12-04 at San Diego St. 61-65 L
 2-9-04 San Diego St. (OT)83-69 W
 1-8-05 San Diego State 57-59 L
 2-7-05 at San Diego St. 58-66 L
 1-21-06 at San Diego St. 61-88 L
 2-22-06 San Diego State 100-90 W
 1-6-07 San Diego State 80-58 W
 2-24-07 at San Diego St. 74-86 L
 1-23-08 San Diego State 59-56 W
 2-23-08 at San Diego St. 65-69 L
 3-14-08 vs. San Diego St.# 63-54 W
 1-24-09 San Diego 77-71 W
 2-24-09 at San Diego St. 69-59 W

3-13-09 vs. San Diego St.# 62-64 L
 1-23-10 at San Diego St. 71-69 W
 2-24-10 San Diego State 82-68 W
 # MWC Tourney in Las Vegas

NEW MEXICO

Overall Series Record: BYU leads 74-53
 BYU Record in Provo: 43-16 (26-13 in the Marriott Center)
 BYU Record in Albuquerque: 27-33 (17-28 in The Pit)
 BYU Record at Neutral Sites: 4-4
 BYU Record under Dave Rose: 7-3
 BYU Record in Overtime Games: 2-3 (2-1 Rd, 0-2 Hm)
 Last Overtime Game: 2008, won in Albuquerque, 70-68
 Longest BYU Win Streak: 22 (1950-62)
 Longest New Mexico Win Streak: 5 (1996-98)
 Largest BYU Margin of Victory: 30, 92-62 two times in 1955 and 1959
 Largest New Mexico Margin of Victory: 42, 74-32 and 90-48 in 1997
 Most Points Scored by BYU: 100 in 1979
 Most Points Scored by New Mexico: 102 in 1987

12-29-50 vs. New Mexico* 64-56 W
 1-26-52 at New Mexico 72-49 W
 2-23-52 New Mexico 90-61 W
 1-10-53 at New Mexico 73-57 W
 3-6-53 New Mexico 61-43 W
 1-9-54 New Mexico 76-63 W
 3-4-54 at New Mexico 84-79 W
 1-6-55 at New Mexico 92-62 W
 3-5-55 New Mexico 74-48 W
 2-3-56 New Mexico 87-53 W
 3-1-56 at New Mexico 75-69 W
 2-4-57 at New Mexico 73-60 W
 3-1-57 New Mexico 67-41 W
 2-7-58 New Mexico 66-53 W
 3-8-58 at New Mexico 77-54 W
 2-5-59 at New Mexico 85-77 W
 3-7-59 New Mexico 92-62 W
 2-5-60 New Mexico 95-67 W
 3-5-60 at New Mexico 75-69 W
 2-2-61 at New Mexico 97-76 W
 3-4-61 New Mexico 70-65 W
 2-3-62 New Mexico 76-74 W
 3-1-62 at New Mexico 70-80 L
 2-8-63 New Mexico 76-73 W
 3-2-63 at New Mexico 59-84 L
 1-10-64 New Mexico 57-59 L
 3-5-64 at New Mexico 80-84 L

SERIES VS. OPPONENT RESULTS



2-13-65	at New Mexico	70-89	L	2-14-91	at New Mexico	83-76	W	BYU Record under Dave Rose: 11-0
3-6-65	New Mexico	70-67	W	1-30-92	New Mexico	85-65	W	BYU Record in Overtime Games: 1-3* (all in Laramie)
1-13-66	at New Mexico	78-81	L	2-22-92	at UNM (OT)	84-95	L	*0-1 in 2OT games (1981 in Laramie, 84-86)
2-25-66	New Mexico	89-60	W	1-4-93	New Mexico	70-56	W	Last Overtime Game: 1981, lost in Laramie, 84-86 (2OT)
1-21-67	No. 9 UNM	89-73	W	3-6-93	at New Mexico	76-79	L	Longest BYU Win Streak: 12 (1972-77)
2-23-67	at New Mexico	75-97	L	3-12-93	vs. New Mexico+	59-68	L	Longest Wyoming Win Streak: 9 (1942-46)
1-20-68	at No. 6 UNM	69-84	L	1-3-94	at New Mexico	68-74	L	Largest BYU Margin of Victory: 35, 78-43 in 1966
2-16-68	New Mexico	67-76	L	3-3-94	New Mexico (OT)	82-84	L	Largest Wyoming Margin of Victory: 32, 63-31 in 1931
1-18-69	New Mexico	75-65	W	1-28-95	New Mexico	81-63	W	Most Points Scored by BYU: 102 in 1965
2-27-69	at UNM (OT)	77-71	W	2-4-95	at New Mexico	74-72	W	Most Points Scored by Wyoming: 107 in 1966
1-29-70	New Mexico	77-90	L	1-25-96	at New Mexico	77-83	L	
2-28-70	at New Mexico	68-82	L	2-1-96	New Mexico	81-88	L	
1-8-71	at New Mexico	72-62	W	2-3-97	at No. 13 UNM	32-74	L	
2-13-71	New Mexico	70-68	W	2-27-97	No. 11 UNM	48-90	L	
2-3-72	New Mexico	70-62	W	1-29-98	No. 14 UNM	54-72	L	
3-4-72	at New Mexico	61-60	W	2-26-98	at No. 16 UNM	83-62	W	
1-11-73	at New Mexico	62-69	L	1-30-99	at No. 12 UNM	68-78	L	
2-17-73	New Mexico	66-76	L	2-25-99	No. 21 UNM	64-85	L	12-16-29 Wyoming 47-25 W
1-5-74	at No. 12 UNM	75-84	L	1-29-00	at New Mexico	69-78	L	12-18-29 Wyoming 51-38 W
2-7-74	New Mexico	77-96	L	2-17-00	New Mexico	74-78	L	12-12-30 at Wyoming 36-37 L
1-25-75	at New Mexico	96-78	W	3-9-00	vs. New Mexico^	55-43	W	12-13-30 at Wyoming 46-42 W
2-28-75	UNM (OT)	72-77	L	2-3-01	New Mexico	65-49	W	12-21-31 at Wyoming 47-57 L
1-30-76	New Mexico	81-67	W	3-1-01	at New Mexico	72-67	W	12-22-31 at Wyoming 31-61 L
2-28-76	at New Mexico	74-79	L	3-10-01	vs. New Mexico^	69-65	W	3-3-32 at Wyoming 33-37 L
1-29-77	New Mexico	65-73	L	1-19-02	at New Mexico	58-73	L	3-4-32 at Wyoming 28-29 L
2-25-77	at New Mexico	88-80	W	2-16-02	New Mexico	68-62	W	3-5-32 at Wyoming 38-22 W
1-26-78	at No. 10 UNM	82-95	L	2-1-03	New Mexico	80-64	W	3-9-33 Wyoming 25-35 L
2-25-78	No. 5 UNM	66-71	L	3-3-03	at New Mexico	91-81	W	3-10-33 Wyoming 37-33 W
1-13-79	New Mexico	100-83	W	3-13-03	vs. New Mexico	71-56	W	3-11-33 Wyoming 41-39 W
2-9-79	at New Mexico	65-66	L	1-26-04	at New Mexico	63-65	L	3-8-34 at Wyoming 38-43 L
1-3-80	at New Mexico	75-63	W	2-21-04	New Mexico	88-71	W	3-9-34 at Wyoming (OT) 44-47 L
2-2-80	New Mexico	89-68	W	1-24-05	New Mexico	68-53	W	3-10-34 at Wyoming 34-43 L
1-15-81	at New Mexico	92-87	W	2-19-05	at New Mexico	72-91	L	2-11-38 at Wyoming 47-61 L
2-21-81	New Mexico	78-72	W	3-10-05	vs. New Mexico^	71-85	L	2-19-38 Wyoming 38-49 L
1-4-82	New Mexico	76-58	W	2-1-06	at New Mexico	77-71	W	1-14-39 at Wyoming 27-35 L
3-6-82	at New Mexico	65-67	L	3-4-06	New Mexico	76-68	W	2-18-39 Wyoming 44-46 L
1-29-83	New Mexico	66-48	W	1-24-07	at New Mexico	70-49	W	1-27-40 Wyoming 34-29 W
2-25-83	at New Mexico	70-71	L	2-14-07	New Mexico	96-83	W	3-2-40 at Wyoming 50-45 W
2-2-84	at New Mexico	86-73	W	1-26-08	New Mexico	83-66	W	1-17-41 at Wyoming 45-46 L
3-3-84	New Mexico	80-73	W	2-26-08	at UNM (OT)	70-69	W	2-28-41 Wyoming 49-45 W
3-9-84	vs. New Mexico+	55-64	L	1-17-09	at New Mexico	62-81	L	1-16-42 Wyoming 53-49 W
1-5-85	New Mexico	70-76	L	2-17-09	New Mexico	73-62	W	1-31-42 at Wyoming 34-45 L
2-7-85	at New Mexico	74-76	L	1-27-10	at New Mexico	72-76	L	2-25-43 at Wyoming 42-53 L
1-4-86	at New Mexico	57-60	L	2-27-10	New Mexico	81-83	L	2-26-43 at Wyoming 43-47 L
2-14-86	New Mexico	74-67	W					2-27-43 at Wyoming 43-66 L
3-6-86	vs. New Mexico	68-79	L					1-19-45 at Wyoming 41-51 L
1-10-87	at New Mexico	89-102	L					2-24-45 Wyoming 34-39 L
2-5-87	New Mexico	98-73	W					12-6-45 vs. Wyoming 49-58 L
3-6-87	at New Mexico+	86-93	L					12-8-45 vs. Wyoming 37-52 L
1-23-88	at New Mexico	89-82	W					1-18-46 Wyoming 36-41 L
3-3-88	New Mexico	89-82	W					2-2-46 at Wyoming 57-41 W
1-5-89	at New Mexico	84-88	L					1-24-47 Wyoming 44-51 L
2-18-89	New Mexico	90-79	W					2-15-47 at Wyoming 47-70 L
1-13-90	New Mexico	79-78	W					1-26-48 at Wyoming 45-39 W
2-15-90	at New Mexico	51-60	L					2-7-48 Wyoming 57-42 W
1-12-91	New Mexico	72-65	W					1-14-49 at Wyoming 48-59 L

*Conference Tournament

+WAC Tournament

^ MWC Tournament

WYOMING

Overall Series Record: BYU leads 103-69

BYU Record in Provo: 65-14 (33-5 in the Marriott Center)

BYU Record in Laramie: 33-53 (15-14 in Arena Auditorium)

BYU Record at Neutral Sites: 5-2

SERIES VS. OPPONENT RESULTS

1-15-49	at Wyoming	38-58	L	1-6-73	Wyoming	62-58	W	3-9-01	vs. Wyoming ^	77-66	W
1-24-49	Wyoming	54-42	W	2-9-73	at Wyoming	67-54	W	2-2-02	Wyoming	85-70	W
2-21-49	No. 19 Wyoming	50-48	W	2-2-74	at Wyoming (OT)	78-75	W	2-28-02	at Wyoming	60-76	L
12-9-49	vs. Wyoming	57-54	W	2-28-74	Wyoming	74-62	W	2-8-03	at Wyoming	74-66	W
1-13-50	at Wyoming	39-46	L	2-8-75	Wyoming	75-73	W	3-6-03	Wyoming	69-50	W
1-14-50	at Wyoming	27-53	L	3-7-75	at Wyoming	67-64	W	1-19-04	Wyoming	78-64	W
3-3-50	No. 18 Wyoming	55-44	W	2-6-76	at Wyoming	94-80	W	2-14-04	at Wyoming	67-53	W
3-4-50	No. 18 Wyoming	70-52	W	3-6-76	Wyoming	82-60	W	3-11-04	vs. Wyoming ^	79-74	W
1-18-51	at No. 10 Wyo.	61-57	W	1-15-77	Wyoming	97-64	W	1-17-05	at Wyoming	71-83	L
1-19-51	No. 13 Wyoming	64-58	W	2-10-77	at Wyoming	82-72	W	2-12-05	Wyoming	58-59	L
1-20-51	No. 13 Wyoming	65-38	W	1-12-78	at Wyoming	82-89	L	1-18-06	Wyoming	80-67	W
2-26-51	at Wyoming	49-50	L	2-11-78	Wyoming	76-56	W	2-18-06	at Wyoming	74-68	W
2-16-52	Wyoming	43-48	L	1-27-79	at Wyoming (OT)	69-71	L	1-16-07	Wyoming	89-81	W
3-1-52	at No. 16 Wyo.	49-55	L	2-22-79	Wyoming	78-73	W	2-6-07	at Wyoming	77-73	W
1-23-53	Wyoming	71-42	W	1-18-80	Wyoming	53-56	L	3-9-07	vs. Wyoming ^	96-84	W
2-27-53	at Wyoming	59-63	L	2-23-80	at Wyoming	39-30	W	2-2-08	at Wyoming	73-63	W
2-12-54	at Wyoming	47-63	L	1-24-81	Wyoming	84-70	W	3-5-08	Wyoming	78-61	W
2-26-54	Wyoming	51-42	W	2-26-81	at Wyoming (2OT)	84-86	L	1-31-09	Wyoming	84-60	W
1-22-55	at Wyoming	60-68	L	1-9-82	at Wyoming	42-61	L	3-4-09	at Wyoming	78-68	W
2-26-55	Wyoming	75-62	W	1-23-82	Wyoming	25-27	L	1-20-10	Wyoming	81-66	W
1-14-56	Wyoming	74-48	W	1-22-83	at Wyoming	82-64	W	2-20-10	at Wyoming	85-63	W
2-18-56	at Wyoming	78-67	W	3-12-83	Wyoming	54-41	W	^ MWC Tournament			
1-12-57	at Wyoming	82-71	W	1-26-84	Wyoming	74-61	W				
2-16-57	Wyoming	69-47	W	1-25-84	at Wyoming	55-56	L				
1-18-58	Wyoming	62-50	W	1-24-85	Wyoming	78-65	W				
2-21-58	at Wyoming	46-74	L	2-28-85	at Wyoming	66-78	L				
1-17-59	at Wyoming	73-71	W	2-20-86	at Wyoming	56-66	L				
2-20-59	Wyoming	78-43	W	3-1-86	Wyoming	62-65	L				
1-16-60	Wyoming	73-52	W	1-3-87	Wyoming	77-74	W				
2-19-60	at Wyoming	75-70	W	2-21-87	at Wyoming	67-63	W				
1-14-61	at Wyoming	71-79	L	1-15-88	at No. 12 Wyo.	83-67	W				
2-17-61	Wyoming	89-80	W	2-11-88	No. 18 Wyoming	78-69	W				
1-12-62	Wyoming	73-63	W	2-23-89	at Wyoming	65-72	L				
2-17-62	at Wyoming	71-87	L	3-2-89	Wyoming	71-67	W				
2-9-63	Wyoming	89-77	W	1-20-90	at Wyoming	65-60	W				
2-28-63	at Wyoming	80-76	W	2-22-90	Wyoming	75-64	W				
1-11-64	Wyoming	96-91	W	1-19-91	at Wyoming	80-86	L				
3-7-64	at Wyoming	96-90	W	1-26-91	Wyoming	72-77	L				
2-11-65	at Wyoming	96-94	W	1-16-92	Wyoming	68-59	W				
3-5-65	Wyoming	102-87	W	1-23-92	at Wyoming	67-72	L				
1-15-66	at Wyoming	101-107	L	1-30-93	at Wyoming	77-64	W				
2-26-66	Wyoming	98-90	W	2-6-93	Wyoming	75-62	W				
1-20-67	Wyoming	97-75	W	1-27-94	Wyoming	82-66	W				
2-25-67	at Wyoming	56-67	L	2-3-94	at Wyoming	65-79	L				
3-11-67	vs. Wyoming	63-70	L	1-21-95	at Wyoming	58-52	W				
1-18-68	at Wyoming	70-81	L	2-11-95	Wyoming	78-72	W				
2-17-68	Wyoming	101-77	W	1-18-96	Wyoming	84-75	W				
1-16-69	Wyoming	89-78	W	2-10-96	at Wyoming	81-71	W				
3-1-69	at Wyoming	69-79	L	1-4-97	at Wyoming	61-89	L				
3-5-69	vs. Wyoming	95-82	W	2-8-97	Wyoming	60-72	L				
2-7-70	at Wyoming	73-98	L	1-15-98	Wyoming	60-41	W				
2-19-70	Wyoming	71-73	L	2-14-98	at Wyoming	54-77	L				
1-17-71	Wyoming	82-68	W	1-20-00	Wyoming	87-78	W				
2-19-71	at Wyoming	72-78	L	2-26-00	at Wyoming	70-85	L				
1-29-72	at Wyoming	101-74	W	1-22-01	at Wyoming	78-85	L				
2-25-72	Wyoming	70-56	W	2-15-01	Wyoming	79-63	W				

WINNING: A BYU TRADITION

BYU has one of the nation's richest basketball traditions. In fact, 86 of the Cougars' 107 seasons on the hardwoods have been winning campaigns. Since putting its first team on the floor in 1903, BYU has amassed a 1608-1000 record to rank No. 17 all-time among NCAA Division I programs in total victories. The Cougars also boast a .617 winning percentage, ranking 35th.

But it's not just the sum of victories that has made BYU one of the nation's top hoop programs. Along the way, BYU has claimed 28 conference championships and received 35 postseason invites, including 25 NCAA Tournament appearances. The Cougars won two NIT titles (1951 and 1966) back when the NIT was considered the premier national tournament. BYU players also boast 113 all-conference and 79 All-America citations along with 44 NBA draft selections.

BYU has won conference championships in four different leagues. The first six came from the Rocky Mountain Conference and continued as BYU won five as a member of the Skyline Conference. During the Cougars' membership in the Western Athletic Conference, BYU teams won 12 conference championships. Tack on five Mountain West

Conference titles in the league's first 10 seasons, and BYU has won one-fourth of all possible conference championships.

BYU's basketball legacy is filled with many unique achievements. In 1981, the Cougars advanced to the Elite Eight when All-American Danny Ainge made what is still considered one of the NCAA Tournament's most amazing plays. Trailing Notre Dame 50-49 with eight seconds remaining, Ainge took the ball coast-to-coast, dribbling through all five Irish defenders, before lofting the game-winning finger roll just over the reach of Orlando Woolridge. Ainge received the Wooden Award and Eastman Trophy in 1981 as the nation's top player.

Legendary coach Stan Watts, who guided BYU to its NIT titles, was inducted into the Naismith Memorial Basketball Hall of Fame in 1986, while All-American center Kresimir Cosic became BYU's second Hall member in 1996. Turning down the opportunity to play in the NBA, Cosic returned home to Yugoslavia to pursue his passion to better-develop basketball in Europe. He earned one gold and two silver medals while playing on four Olympic teams and was the longtime coach of the Yugoslavian National Team, mentoring many future NBA players. He ended his

playing career as the all-time Croatian scoring leader.

Before Cosic's arrival in Provo, the Cougars already held the distinction of being the first U.S. program to include an international player on its roster in Finland's Timo Lampen in 1958-59. BYU also boasts two of the nation's longest-standing rivalries, having first played Utah State in 1906 and Utah in 1909.

The Cougars have called several places "home" throughout their long history.

The Old Ladies Gymnasium




BYU Academy Gym



The Smith Fieldhouse: Home Court 1951-71






All-American Devin Durrant was among the nation's leading scorers in 1984, averaging 27.9 points per game. He is third on BYU's all-time scoring list behind Danny Ainge and Mike Smith.

The first radio broadcast in the intermountain area took place on Feb. 17, 1940, when BYU hosted Utah State in the Old Ladies Gymnasium in Provo. BYU broke a ban on broadcasting college sports due to the clamor from fans that only 500 people could fit into the

Center was built, giving BYU what is still to this day one of the most intimidating arenas in college basketball.

Since opening the 22,700-seat Marriott Center, the Cougars have been among the nation's annual attendance leaders with 19 top-5 rankings, three times finishing No. 1. BYU has not disappointed its faithful, winning 79 percent of its games in the Marriott Center, including a school record 53-game home victory streak that started in 2005 and ended in 2008.

In recent history, the highest ranking a Cougar team has received in the media polls was the 1987-88 team. At one point the team was 17-0 and climbed as high as No. 2 and No. 3 in the rankings. Had the victory streak not been snapped by a single-game cross-country trip to UAB in Birmingham, the Cougars could have easily found themselves in the No. 1 spot as the top-rated Arizona Wildcats had lost and left the door open for the Cougars to be the only undefeated team in college basketball.



Rafael Araujo became BYU's 43rd NBA draft selection when he was taken No. 8 overall in the 2004 NBA Draft. The big Brazilian center led BYU to its 21st NCAA Tournament appearance in 2003-04.

four-straight seasons with appearances in the national rankings and four-straight 25 win seasons. He also led the Cougars to three-straight conference titles from 2007 to 2009, the first such streak since 1932 to 1934.



The 22,700-seat Marriott Center is the third-largest on-campus arena in the nation. BYU has won 78 percent of its games in the Marriott Center, including a school-record 54 straight games from 2006-2009, the nation's longest homecourt victory streak at the time.

gym. Arch Madsen called the game on KOVO radio in Provo with station manager David Walker providing analysis. Home games have also been played in Springville, the old BY Academy and even on the University of Utah's home court.

BYU created a new home on campus with the construction of the George Albert Smith Fieldhouse. The Smith Fieldhouse was home to the Cougars from 1951-1971, with 20 different all-conference players, including seven All-Americans, starring for BYU during that era. Many capacity crowds crammed inside the Fieldhouse to see Cougar basketball. With BYU's winning tradition, the then 10,000-seat arena grew too small for the increasing interest. In 1971, the Marriott

Center was built, giving BYU what is still to this day one of the most intimidating arenas in college basketball. Since opening the 22,700-seat Marriott Center, the Cougars have been among the nation's annual attendance leaders with 19 top-5 rankings, three times finishing No. 1. BYU has not disappointed its faithful, winning 79 percent of its games in the Marriott Center, including a school record 53-game home victory streak that started in 2005 and ended in 2008. In recent history, the highest ranking a Cougar team has received in the media polls was the 1987-88 team. At one point the team was 17-0 and climbed as high as No. 2 and No. 3 in the rankings. Had the victory streak not been snapped by a single-game cross-country trip to UAB in Birmingham, the Cougars could have easily found themselves in the No. 1 spot as the top-rated Arizona Wildcats had lost and left the door open for the Cougars to be the only undefeated team in college basketball. Over the years, 17 coaches have guided the Cougars, 16 with winning records. Current BYU head coach Dave Rose took the helm in 2005-06 after spending eight years as an assistant under former head coach Steve Cleveland. Rose was an instrumental part of helping the Cougars restore their tradition with NCAA appearances in six of the last nine seasons while winning five Mountain West Conference titles. During that time, BYU was also one of just 14 teams to have a player drafted in both the 2003 and 2004 NBA Drafts as Travis Hansen was selected in the second round in 2003 and Rafael Araujo was the No. 8 overall pick in 2004. In his five years guiding the Cougars, Dave Rose has led BYU to its first strings of four-straight NCAA Tournament bids,



Coach Dave Rose has built BYU basketball into one of the elite programs in the country. Under Rose BYU has earned its first first back-to-back-to-back league titles since 1932, 1933 and 1934.



COUGARS IN CONFERENCE

BYU basketball boasts a remarkable record of conference success during its history. After earning its 28th regular-season conference championship in 2009, the Cougars moved into a tie for seventh among all NCAA Division I programs for most regular-season league titles won (see list below). Including conference tournaments, BYU has claimed a conference championship trophy (regular season or tournament) during 29 seasons. The Cougars won the 1991 WAC Tournament after a second-place regular-season finish. Other conference tournament titles in 1992 (WAC) and 2001 (MWC) have followed up regular-season rings, as was the case with conference playoff wins in 1924 and 1933 in the Rocky Mountain Conference. BYU won six Rocky Mountain Conference titles in 20 years, earned five Skyline championships in 24 years, recorded 12 WAC crowns in 37 years and has garnered MWC honors in five of the league's first 11 seasons. BYU won the in-state title against rivals Utah and Utah State during 10 of the 12 years before the Cougars first joined a conference in 1918.

NCAA – MOST REGULAR SEASON CONFERENCE TITLES WON OR SHARED

No.	School	Conference
53	Kansas	MVC, Big 8, Big 12
50	Kentucky	Southern, SEC
37	Penn	Ivy
34	North Carolina	Southern, ACC
32	Utah	Rocky Mtn, Mtn States, WAC, MWC
30	UCLA	Pac-10
28	BYU	Rocky Mtn, Mtn States, WAC, MWC
28	Connecticut	Yankee, Big East
28	Princeton	Ivy

YEAR-BY-YEAR CONFERENCE/STATE REGULAR-SEASON CHAMPIONS

State Competition

- 1906 **BYU**
- 1907 **BYU**
- 1908 **BYU**
- 1909 **BYU**
- 1910 **BYU**
- 1911 **BYU**
- 1912 **BYU**
- 1913 Utah
- 1914 **BYU**
- 1915 **BYU**
- 1916 Utah
- 1917 **BYU**

ROCKY MOUNTAIN CONFERENCE

- 1918 Utah State (West), Colorado College (East)
- 1919 Utah (W), Colorado (E)
- 1920 Colorado (E) – no west champ – influenza
- 1921 Utah (W), Colorado (E)
- 1922 **BYU** (W), Colorado College (E)
- 1923 Utah (W), Colorado College (E)
- 1924 **BYU** (W), Colorado College (E)
- 1925 **BYU** (W), Colorado College (E)
- 1926 Utah State (W), Colo St. Teacher College (E)
- 1927 Montana State (W), Colorado

College (E)

- 1928 Montana State (W), Wyoming (E)
- 1929 Montana State (W), Colorado (E)
- 1930 Montana State/Utah State (W), Colorado (E)
- 1931 Utah (W), Wyoming (E)
- 1932 **BYU**/Utah (W), Wyoming (E)
- 1933 **BYU**/Utah (W), Wyoming/CSTC (E)
- 1934 **BYU** (W), Wyoming (E)
- 1935 Utah State (W), CSTC (E)
- 1936 Utah State (W), Wyoming (E)
- 1937 Utah/Montana St. (W), Colorado/Denver (E)

MOUNTAIN STATES CONFERENCE (SKYLINE)

- 1938 Utah/Colorado
- 1939 Colorado
- 1940 Colorado
- 1941 Wyoming
- 1942 Colorado
- 1943 **BYU** (West), Wyoming (East)
- 1944 No Champion
- 1945 Utah
- 1946 Wyoming
- 1947 Wyoming
- 1948 **BYU**
- 1949 Wyoming
- 1950 **BYU**
- 1951 **BYU**
- 1952 Wyoming
- 1953 Wyoming
- 1954 Colorado A&M
- 1955 Utah
- 1956 Utah
- 1957 **BYU**
- 1958 Wyoming
- 1959 Utah
- 1960 Utah
- 1961 Utah/Colorado St.
- 1962 Utah

WESTERN ATHLETIC CONFERENCE

- 1963 Arizona State
- 1964 New Mexico/Arizona St.
- 1965 **BYU**
- 1966 Utah
- 1967 **BYU**/Wyoming

- 1968 New Mexico
- 1969 **BYU**/Wyoming
- 1970 UTEP
- 1971 **BYU**
- 1972 **BYU**
- 1973 Arizona State
- 1974 New Mexico
- 1975 Arizona State
- 1976 Arizona
- 1977 Utah
- 1978 New Mexico
- 1979 **BYU**
- 1980 **BYU**
- 1981 Utah/Wyoming
- 1982 Wyoming
- 1983 **BYU**/Utah/UTEP
- 1984 UTEP
- 1985 UTEP
- 1986 Utah/Wyoming/UTEP
- 1987 UTEP
- 1988 **BYU**
- 1989 Colorado State
- 1990 **BYU**/Colorado State
- 1991 Utah
- 1992 **BYU**/UTEP
- 1993 **BYU**/Utah
- 1994 New Mexico
- 1995 Utah
- 1996 Utah
- 1997 Utah
- 1998 Utah (Mountain)
- 1999 Utah

MOUNTAIN WEST CONFERENCE

- 2000 Utah/UNLV
- 2001 **BYU**/Utah/Wyoming
- 2002 Wyoming
- 2003 **BYU**/Utah
- 2004 Air Force
- 2005 Utah
- 2006 San Diego State
- 2007 **BYU**
- 2008 **BYU**
- 2009 **BYU**/New Mexico/Utah
- 2010 New Mexico

BYU CONFERENCE TOURNAMENT RESULTS



CONFERENCE PLAYOFF SERIES

1924	Colorado College (Rocky Mtn.)	2-1 W
1925	at Colorado College (Rocky Mtn.)	0-3 L
1932	at Wyoming (Rocky Mtn.)	1-2 L
1933	Wyoming (Rocky Mtn.)	2-1 W
1934	at Wyoming (Rocky Mtn.)	0-3 L
1943	at Wyoming (Skyline)	0-3 L

WESTERN ATHLETIC CONFERENCE TOURNAMENT

3/9/84	v. New Mexico (in El Paso)	55-64 L
3/4/85	Air Force (in Provo)	79-82 L
3/6/86	v. New Mexico (in Laramie)	68-79 L
3/5/87	v. Air Force (in Alb.)	82-79 (OT) W
3/6/87	at New Mexico	86-93 L
3/10/88	Hawaii (in Provo)	76-74 W
3/11/88	UTEP	63-66 L
3/10/89	v. Hawaii (in SLC)	69-72 L
3/8/90	v. Utah (in El Paso)	61-62 (OT) L
3/7/91	v. CSU (in Laramie)	69-56 W
3/8/91	v. Hawaii	73-71 (OT) W
3/9/91	v. Utah	51-49 (OT) W
3/12/92	v. Air Force (in Ft. Collins)	72-51 W
3/13/92	v. Utah	75-62 W
3/14/92	v. UTEP	73-71 W
3/11/93	v. Hawaii (in SLC)	85-71 W
3/12/93	v. New Mexico	59-68 L
3/10/94	v. Utah (in SLC)	96-65 W
3/11/94	v. Fresno State	87-72 W
3/12/94	v. Hawaii	66-73 L
3/9/95	v. CSU (in Albuquerque)	73-75 L
3/7/96	v. CSU (in Albuquerque)	84-100 L
3/3/98	v. Tulsa (in Las Vegas)	56-59 L
3/2/99	v. TCU (in Las Vegas)	90-74 W
3/4/99	v. Utah	62-81 L

MOUNTAIN WEST CONFERENCE TOURNAMENT

3/9/00	v. New Mexico (in Las Vegas)	55-43 W
3/10/00	v. Utah	58-54 W
3/11/00	at UNLV	56-79 L
3/8/01	v. Air Force (in Las Vegas)	69-54 W
3/9/01	v. Wyoming	77-66 W
3/10/01	v. New Mexico	69-65 W
3/7/02	v. San Diego St. (in Las Vegas)	51-62 L
3/13/03	v. New Mexico (in Las Vegas)	71-56 W
3/14/03	v. Colorado State	86-80 (OT) L
3/11/04	v. Wyoming (in Denver)	79-74 W
3/12/04	v. Utah	51-54 L
3/10/05	v. New Mexico (in Denver)	71-85 L
3/9/06	v. Utah (in Denver)	70-74 L
3/8/07	v. TCU (in Las Vegas)	77-64 W
3/9/07	v. Wyoming	96-84 W
3/10/07	at UNLV	70-78 L
3/13/08	v. Colorado St. (in Las Vegas)	89-62 W
3/14/08	v. San Diego State	63-54 W
3/15/08	at UNLV	61-76 L
3/12/09	v. Air Force	80-69 W
3/13/09	v. San Diego State	62-64 L
3/11/10	v. TCU	95-85 W
3/12/10	at UNLV	66-70 L

MWC/WAC TOURNAMENT RECORDS

Conference Tournament Record	25-23
First Round Record	15-11
Second Round Record	7-8
Championship Finals Record	3-4
WAC Tournament Record	12-13
MWC Tournament Record	13-10
Tournament Record (NEUTRAL)	24-16
Tournament Record (HOME)	1-2
Tournament Record (AWAY)	0-5

BYU CONFERENCE CHAMPIONSHIP TEAMS (29 TITLES)

1921-22

BYU won its second title in the Western Division with a 3-1 conference record, beating out rivals from the University of Utah.

1923-24

A 7-1 conference record gave the Cougars their third Western Division title. They met the Eastern Division winner, Colorado College, in the first playoff series in a decade. BYU won the series 2-1 and was crowned the undisputed Rocky Mountain Conference Champion.

1924-25

BYU repeated its championship run and once again won the Western Division title, finishing 6-2 in conference and 11-6 overall. The title was the third in four years for the Cougars. BYU once again met Colorado College in the Conference Championship Series but was swept in Colorado Springs.

1931-32

Led by sophomore Elwood Romney, a first-team all-conference selection, BYU tied with Utah for the West title and then defeated the Utes in a one-game playoff, earning the chance to meet Wyoming in the Conference Championship Series. Despite an 8-4 conference finish, the Cougars were swept by the Cowboys.

1932-33

For the second straight season, the Western Division ended in a tie between BYU and Utah. After going 9-3 in conference and 18-7 overall, the Cougars once again defeated the Utes and met Wyoming in the Championship Series. This time, BYU emerged victorious, winning 2-1 and thus winning the Conference Championship for the first time since 1924.

1933-34

The Cougars finished the season 9-3 in conference and 18-11 overall to win the Western Division title for the third year in a row. BYU once again met Wyoming in the Championship playoff series, but the Cougars were defeated 2-1.

1942-43

After switching to the Skyline Conference in 1937, the 1942-43 Cougars won their first Skyline Conference Western Division title. A 7-1 conference record earned the team the opportunity to play

Wyoming in the Championship Series. However, despite the efforts of first-team all-conference selection Brady Walker, the Cougars lost to Wyoming in three straight games.

1947-48

As the conference consolidated into one division, the Cougars finished 8-2 and took first place. Joe Nelson and Randy Clark were both named first-team all-conference players. Nelson led the Skyline Conference in scoring, racking up 203 points in conference play and averaging 20.3 points per game.

1949-50

After winning the conference preseason trophy, the Cougars finished 14-6 in conference and had their first 20-win season, going 22-12. BYU was led by a talented trio consisting of Joe Nelson, Roland Minson and Mel Hutchins, each averaging over 10 points per game. All three players earned NCAA honors at season's end.

1950-51

The Cougars repeated as Skyline Conference Champions and won their third title in four years with a 15-5 record in conference and an amazing 28-9 record overall. Once again led by Roland Minson and Mel Hutchins, the Cougars were ranked as high as third nationally and went on to win the NIT. They also set a school record with a 91-point offensive showcase against Denver.

1956-57

The Cougars won their last Skyline Conference Championship in this season, finishing 11-3 in conference and 19-9 overall. Led by Tom Steinke and John Benson, who each averaged almost 20 points per game, BYU went on to finish third in the NCAA West Regionals.

1964-65

The 1964-65 team won the first WAC Championship for BYU and first conference title since 1957. The team finished the season with a 21-7 mark and was ranked sixth nationally in the final wire service poll of the season. BYU finished second to Miami (Fla.) in scoring offense. John Fairchild was named WAC Player of the Year and led the team with 21.5 points a game.

1966-67

The Cougars surprised many by winning a share of the WAC title and finishing 14-10. There were no real standouts on the team as eight players won game-high honors during the season. BYU remained undefeated for the second straight year at home.

1968-69

BYU finished the season at 17-12 and had been picked in the preseason polls to finish third or lower. They won a first-round berth in the NCAA Tournament but lost to New Mexico State. Remarkably, six players ended the season with scoring averages in double figures.

1970-71

The Cougars finished 18-11 to grab the WAC title. They lost to eventual NCAA Champion UCLA in the NCAA Regionals. The team was led by Bernie Fryer, who averaged 19.2 points, and Steve Kelly, who scored 17.9 points per game.

1971-72

The 1971-72 season was Coach Stan Watts' final year and one of the most exciting in Cougar history. The team finished with a 21-5 record and made it to the NCAA Tournament.

1978-79

One of the most exciting aspects of the 1978-79 season was the expectation that Cougar success would carry over into the next year. The Cougars were 20-8 and were led by Danny Ainge with 18.4 points per game. Ainge moved into the top 10 in BYU scoring history after just two seasons. The Cougars made it to the first round of the NCAA Tournament.

1979-80

A record of 24-5 was the best yet for a BYU team. The Cougars had been ranked as high as No. 6 by sports writers. All the starters from the previous year returned to help defend the WAC title. Danny Ainge once again led the team with 19.1 points per game and moved into first place on the BYU all-time scoring list. The team had four future NBA players; Ainge, Devin Durrant, Fred Roberts and Greg Kite.

1982-83

Although the 1982-83 team finished in a three-way tie for the WAC championship, it was the first time in the previous five

years that the Cougars did not advance to postseason play. The team's record was 15-14. Devin Durrant led BYU in scoring with 22.8 points per game. Greg Kite led the team in rebounding with 8.8 per game.

1987-88

In the 70-year history of BYU basketball, only the 1950-51 team had more victories than the 1987-88 team, and no team had a better winning percentage. The Cougars finished 26-6, winning 17 games in a row to start the year, a BYU basketball record. The team was led by All-American Michael Smith who averaged 21.2 points and 7.8 rebounds per game.

1989-90

The Cougars went 21-9 and exceeded all expectations by winning the WAC title. The team was projected to finish sixth. They went on to lose a heart-breaker in the NCAA East Regional to Clemson 49-47. It was Roger Reid's first year as head coach. Marty Haws led the team in scoring with 18.5 points and 4.1 assists per game. Andy Toolson averaged 18.3 points per game.

1990-91 (Tournament)

With a 21-13 record, BYU finished in second place during the regular season in the WAC but went on to win the WAC Tournament and then advanced to the second round of the NCAA Tournament. Freshman Shawn Bradley led the nation in blocked shots with 177 and averaged 14.8 points a game. Steve Schreiner scored 14.2 points per game.

1991-92

Few thought at the beginning of the season that BYU would finish the season 25-7 and win the WAC. The Cougars went on to defeat UTEP in dramatic fashion at the WAC Tournament thanks to a 54-foot buzzer-beater by Kevin Nixon. The Cougars ran into Shaq and LSU in the first round of the NCAA Tournament to end the season. Gary Trost led the team in scoring with 14.2 points per game.

1992-93

The Cougars posted a 25-9 record, including 15-1 in the WAC, which tied the conference record for most wins. Nick Sanderson set a school record for three-point attempts in a season with 209. Russell Larson set a new school record in field-goal percentage at .631.

Gary Trost led the team in scoring for the second straight year with 15.2 points per game. BYU lost to Kansas in the second round of the NCAA Tournament.

2000-01

BYU finished 24-9 while earning its first conference tournament title since 1992, its first regular-season championship since 1993 and its first NCAA bid since 1995. The Cougars went 10-4 in Mountain West Conference play to earn a three-way share of the title with Utah and Wyoming. BYU won the MWC Tournament and earned the automatic bid to the NCAA Tournament with wins over Air Force, Wyoming and New Mexico at the Thomas & Mack Center in Las Vegas. BYU, the 12th seed, lost its first round NCAA game at Cox Arena in San Diego to No. 5-seed Cincinnati.

2002-03

BYU claimed a share of the Mountain West Conference regular-season title and an NCAA bid for the second time in three years. Playing among the nation's toughest schedules, including 11 different conferences on its non-league slate, the Cougars finished the year 23-9 overall and earned their 26th conference title, going 11-3 in MWC games along with Utah. BYU Coach Steve Cleveland was named the MWC Coach of the Year, and senior guard Travis Hansen was one of two consensus first-team All-MWC players and the MWC's Co-Defensive Player of the Year. The Cougars had the MWC's top defense and also won the preseason Paradise Jam title in St. Thomas, U.S. Virgin Islands. Hansen led the team in scoring (16.8) and blocks (20) and was second in assists (2.4) and rebounds (4.8).

2006-07

BYU's second season under head coach Dave Rose not only improved upon his impressive inaugural campaign but also proved to be one of the best seasons a Cougar team has ever achieved in the program's 105-year history. After becoming the second-most improved team in the nation in Rose's first season at BYU, the Cougars responded in his second year with a 25-9 resume that included the program's first outright league championship since 1988, its first national top-25 ranking since 1993, its first season sweep over rival Utah since 1994 and its first NCAA Tournament invitation since 2004, including its highest seed since 1995. On the record books at

BYU, only two teams (1951 -- 28 wins; 1988 -- 26 wins) won more games in a season than the 25 victories achieved by the Cougars in 2006-07. BYU defeated three nationally ranked teams in the process and earned a national ranking (No. 24) in the final Associated Press Top 25 Poll, something a Cougar team hasn't done since 1988.

2007-08

The Dave Rose-guided Cougars went 27-8 to win the second-most games in school history while becoming the first outright back-to-back Mountain West Conference Champions in league history. The team also achieved BYU's first consecutive appearances in the Top 25 polls since the 1980-81 and 1981-82 seasons and earned the program's first victory over a top-6 ranked team since 1965 with its triumph over Rick Pitino's sixth-rated Louisville Cardinals. The Cougars won the MWC regular-season title by two games over UNLV with an MWC-record 14-2 resume to finish the regular season with a school-record 25 regular-season victories. The consecutive outright league titles were the first for BYU since Danny Ainge played for the Cougars in 1978-79 and 1979-80. The conference crown was also BYU's 27th overall to rank the Cougars ninth all-time among all Division I programs.

2008-09

By capturing a share of the 2009 MWC regular season title, BYU became the first program in league history to win three-straight titles — a feat accomplished only one other time in program history, from 1932 to 1934. Heading into the final three games of the regular season BYU trailed league leader Utah by two games in the standings. The Cougars knocked off rival Utah at home before winning at Wyoming to pull into a tie for first. BYU downed Air Force in a hard-fought battle at home in the finale to claim a share of the title. At 25-8 the Cougars won at least 25 games for the third-straight season and appeared in the polls for a third-straight year for the first time since 1979-80, 1980-81 and 1981-82. With a 12-4 league mark BYU increased its all-time lead to 99 MWC wins and Dave Rose added to his total of 51 — third all-time in the MWC. Rose is the league's all-time leader in winning percentage (.797).



1902-03

Record: 4-5
Home: 2-3
Road: 2-2
Long Win Streak: 3
Long Loss Streak: 2
Coach: W.A. Colton

DATE	OPPONENT	SCORE	W/L
F 6	at LDSU	7-47	L
F 14	BY College	13-17	L
F 21	Weber Academy	30-18	W
F 27	at Weber Academy	17-16	W
F 28	at BY College	20-17	W
M 7	LDSU	13-23	L
M 21	at LDSU	13-30	L
M 28	Univ. of Colorado	23-15	W
A 2	Univ. of Colorado	10-16	L

1903-04

Record: 3-3
Home: 1-2
Road: 2-1
Long Win Streak: 2
Long Loss Streak: 2

DATE	OPPONENT	SCORE	W/L
J 9	Salt Lake H.S.	38-8	W
J 16	LDSU	17-22	L
J 22	at Weber Academy	43-13	W
J 23	at BY College	18-9	W
F 6	BY College	17-18	L
F 19	at LDSU	20-27	L

1904-05

Record: 9-3
Home: 5-1
Road: 4-2
Long Win Streak: 7
Long Loss Streak: 1

DATE	OPPONENT	SCORE	W/L
J 21	at A.F. Apollos	NS	L
J 28	LDSU	51-7	W
F 3	at State Deaf School	64-6	W
F 4	at BY College	22-14	W
F 10	A.F. Apollos	NS	W
F 11	BY College	19-12	W
F 18	Weber Academy	30-10	W
F 24	at LDSU	NS	W
F 25	at Weber Academy	14-16	L
M 4	State Deaf School	NS	W
M 4	at A.F. Apollos	10-7	W
M 25	Wheaton Col. (Ill.)	27-35	L

1905-06

Record: 11-1
Home: 6-1
Road: 5-0
Long Win Streak: 6
Long Loss Streak: 1
Coach: C.T. Teetzel

DATE	OPPONENT	SCORE	W/L
J 13	LDSU	25-12	W
J 19	Weber Academy	NS	W
J 27	State Deaf School	62-4	W
F 9	at Weber Academy	15-11	W
F 10	at State Deaf School	NS	W
F 13	Chicago YMCA	14-22	L
F 16	at LDSU	19-17	W
F 23	at Utah State	21-14	W
F 24	at BY College	20-18	W
M 2	Minn. Red Wings	20-18	W
M 3	Utah State	19-11	W
M 17	BY College	20-19	W

1906-07

Record: 7-3
Home: 5-1
Road: 2-1
Neutral: 0-1
Long Win Streak: 3
Long Loss Streak: 1
Coach: C.T. Teetzel

DATE	OPPONENT	SCORE	W/L
J 19	Weber Academy	72-9	W
J 26	BY College (OT)	26-24	W
F 1	at LDSU	32-29	W
F 7	Chicago Crescents	21-24	L
F 16	Utah State	44-11	W
F 23	!Weber Academy	2-0	W
M 1	at Utah State	23-12	W



FRED BENNION
Years: 1908-10 (2)
Record: 16-6 (.727)

M 2	at BY College	16-19	L
M 8	LDSU	30-19	W
M 16	v. BY College (OT)	24-27	L

1907-08

Record: 4-2
Home: 3-1
Road: 1-1
Long Win Streak: 4
Long Loss Streak: 1
Coach: C.T. Teetzel

DATE	OPPONENT	SCORE	W/L
J 17	at BY College	14-16	L
J 18	at Utah State	29-16	W
J 25	LDSU (OT)	20-19	W
F 1	Utah State	43-19	W
F 15	LDSU	26-25	W
F 22	BY College	22-27	L

1908-09

Record: 7-4
Home: 4-2
Road: 3-2
Long Win Streak: 4
Long Loss Streak: 3
Coach: Fred Bennion

DATE	OPPONENT	SCORE	W/L
D 12	YMCA	23-29	L
J 9	at YMCA	17-31	L
J 16	at LDSU	16-30	L
J 23	Utah	32-9	W
J 30	BY College	35-21	W
F 6	Utah State	37-11	W
F 20	LDSU	28-33	L
F 22	Oregon	26-24	W
F 26	at Utah State	37-13	W
F 27	at BY College	34-27	W
M 5	at Utah	40-27	W

1909-10

Record: 9-2
Home: 5-1
Road: 4-1
Long Win Streak: 8
Long Loss Streak: 1
Coach: Fred Bennion

DATE	OPPONENT	SCORE	W/L
J 8	YMCA	28-26	W
J 14	at BY College	33-13	W
J 15	at Utah State	40-20	W
J 22	BY College	42-14	W
F 5	at Utah	31-27	W
F 11	Utah	31-17	W
F 12	at LDSU	29-21	W
F 18	Utah State	47-31	W
F 22	YMCA	21-26	L
F 25	LDSU	47-12	W
F 26	at YMCA	13-23	L

1910-11

Record: 8-0
Home: 5-0
Road: 3-0
Long Win Streak: 8
Coach: Henry Rose

DATE	OPPONENT	SCORE	W/L
J 7	at Snow Academy	45-25	W
J 14	Alumni	32-22	W
J 21	YMCA	41-17	W
J 28	Utah	47-27	W
F 4	at Utah State	29-19	W
F 18	Utah State	37-21	W
F 25	at Utah	33-26	W
F 27	Hamilton, Wisc.	27-26	W

1911-12

Record: 7-0
Home: 5-0
Road: 2-0
Long Win Streak: 7
Coach: E.L. Roberts

DATE	OPPONENT	SCORE	W/L
J 13	Alumni	40-19	W
J 20	BY College	48-20	W
J 27	LDSU	51-12	W
F 3	Utah State	36-17	W
F 9	at Utah State	37-16	W
F 17	at Utah	36-25	W
M 2	Utah	32-25	W

1912-13

Record: 7-3
Home: 5-2
Road: 2-1
Long Win Streak: 5
Long Loss Streak: 2
Coach: E.L. Roberts

DATE	OPPONENT	SCORE	W/L
D 14	Weber Academy	48-34	W
J 11	Alumni	61-26	W
J 18	LDSU	34-20	W
J 25	Burlington (S.L.)	49-17	W
F 1	BY College	40-29	W
F 8	Utah	31-49	L
F 14	at BY College	28-26	W
F 15	at Utah State	33-23	W
F 22	at Utah (OT)	26-29	L
M 1	Utah State	20-29	L

1913-14

Record: 8-2
Home: 6-0
Road: 2-2
Long Win Streak: 4
Long Loss Streak: 1
Coach: E.L. Roberts

DATE	OPPONENT	SCORE	W/L
J 10	S.L. Hardware	53-18	W
J 17	Deseret Business	44-13	W
J 31	BY College	43-23	W
F 5	Montana State	67-14	W
F 14	at Utah	23-36	L
F 21	Utah State	41-21	W
F 28	Utah	32-24	W
M 6	at Utah State	28-19	W
M 7	at BY College	22-15	W
M 9	at Oneida Academy	25-26	L



E.L. ROBERTS
Years: 1911-20, 25-28 (12)
Record: 87-49 (.640)

1914-15

Record: 6-2
Home: 4-0
Road: 2-2
Long Win Streak: 6
Long Loss Streak: 1
Coach: E.L. Roberts

DATE OPPONENT

J 15 at Apollons
J 16 Apollons
J 30 BY College
F 13 Utah State
F 20 Utah
F 26 at Utah State
F 27 at BY College
M 12 at Utah

SCORE W/L

23-27 L
35-25 W
37-32 W
29-21 W
29-28 W
31-23 W
24-18 W
20-38 L

1915-16

Record: 3-3
Home: 3-1
Road: 0-2
Long Win Streak: 2
Long Loss Streak: 2
Coach: E.L. Roberts

DATE OPPONENT

J 15 Springville H.S.
F 4 at Utah
F 12 Utah State
F 19 Iola (KS) YMCA
F 26 at Utah State
M 4 Utah

SCORE W/L

44-17 W
26-41 L
42-17 W
70-25 W
23-37 L
30-38 L

1916-17

Record: 14-2
Home: 8-0
Road: 3-1
Neutral: 3-1
Long Win Streak: 14
Long Loss Streak: 1
Coach: E.L. Roberts

DATE OPPONENT

D 13 at Springville H.S.
J 6 BY H.S.
J 13 West H.S.
J 20 Springville H.S.
J 27 LDSU
J 29 Chicago Cres.
F 3 at BY College
F 10 Utah
F 17 Utah State
F 23 at Utah
M 3 Alumni
M 8 at Utah State
M 14 #Brown-King (SL)
M 15 #NW Normal (OK)
M 16 #Seward Park Bro.
M 17 #Illinois AC
#AAU Tourney (Chicago)

SCORE W/L

19-20 L
50-20 W
42-24 W
61-24 W
38-19 W
51-9 W
84-37 W
38-32 W
43-22 W
54-33 W
50-19 W
34-27 W
52-21 W
35-24 W
27-16 W
14-27 L

1917-18

Record: 5-3
Conference: 1-1, T2nd RMC
Home: 3-2
Road: 2-1
Long Win Streak: 2
Long Loss Streak: 1
Coach: E.L. Roberts

DATE OPPONENT

N 29 at Lehi H.S.
J 12 BY H.S.
J 19 Lehi H.S.
J 25 BY College (OT)
F 1 Hinckley Acad.
F 9 Utah
F 11 at Amer. Fork H.S.
F 23 at Utah

SCORE W/L

30-34 L
40-28 W
67-30 W
32-36 L
58-28 W
21-27 L
48-35 W
38-28 W

1918-19

Record: 5-3
Conference: 1-3, 3rd RMC
Home: 4-2
Road: 1-1
Long Win Streak: 4
Long Loss Streak: 2
Coach: E.L. Roberts

DATE OPPONENT

Pl. Grove H.S.
Lehi H.S.
Springville H.S.

SCORE W/L

58-19 W
72-14 W
46-19 W

F 6 at Sp. Fork H.S.
F 7 at Utah
F 15 BY College
M 1 Utah State
M 8 Utah

87-18 W
22-50 L
50-24 W
23-26 L
21-31 L

1919-20

Record: 4-2
Conference: 0-2, T3rd RMC
Home: 2-0
Road: 2-2
Long Win Streak: 4
Long Loss Streak: 2
Coach: E.L. Roberts

DATE OPPONENT

J 9 at Springville H.S.
J 10 BY H.S.
J 21 at A.F. Legion
J 24 Lehi Legion
J 31 at Utah State
M 4 at Utah

SCORE W/L

34-19 W
49-32 W
56-34 W
47-20 W
27-55 L
30-41 L

1920-21

Record: 10-2
Conference: 2-2, 2nd RMC
Home: 9-0
Road: 1-2
Long Win Streak: 10
Long Loss Streak: 1
Coach: Alvin Twichell

DATE OPPONENT

at Lehi Legion
Utah AA
BY H.S.
Alumni
P.G. High
Alumni
Provo Legion
J 22 Utah
F 5 at Utah State
Provo Legion
F 26 Utah State
M 5 at Utah

SCORE W/L

16-39 L
33-29 W
56-23 W
29-25 W
43-14 W
29-25 W
36-30 W
22-16 W
43-45 W
31-25 W
30-28 W
16-29 L

1921-22

Record: 9-3
Conference: 3-1, 1st RMC
Home: 6-2
Road: 3-1
Long Win Streak: 6
Long Loss Streak: 1
Coach: Alvin Twichell

DATE OPPONENT

Provo Legion
Provo Legion
WAA
Lehi H.S.
BYU Frosh
at Lehi H.S.
at A.F. Legion
A.F. Legion
F 3 Utah
F 11 Utah State
F 25 at Utah
M 3 at Utah State

SCORE W/L

24-36 L
2-0 W
35-24 W
28-31 L
47-23 W
32-22 W
26-23 W
44-24 W
36-10 W
29-16 W
39-22 W
32-27 W
34-36 L

1922-23

Record: 7-5
Conference: 4-4, T2nd RMC
Home: 6-1
Road: 1-4
Long Win Streak: 6
Long Loss Streak: 5
Coach: Alvin Twichell

DATE OPPONENT

J 4 at Carbon Co. H.S.
J 13 BY H.S.
J 20 West H.S.
J 24 Provo H.S.
J 26 Utah
J 27 Utah
F 2 at Utah State
F 3 at Utah State
F 16 at Utah
F 17 at Utah
F 23 Utah State
F 24 Utah State

SCORE W/L

51-25 W
24-17 W
44-20 W
30-20 W
36-29 W
25-19 W
19-55 L
30-36 L
33-35 L
18-24 L
22-23 L
37-26 W

1923-24

Record: 14-4



ALVIN TWICHELL
Years: 1920-25 (5)
Record: 50-20 (.714)

Conference: 6-2, 1st RMC
Home: 9-4
Road: 5-0
Long Win Streak: 5
Long Loss Streak: 1
Coach: Alvin Twichell

DATE OPPONENT

at Nephi H.S.
Wasatch H.S.
J 10 Colorado Col.
J 11 Colorado Col. (OT)
J 12 Colorado Col.
J 12 LDSU
J 18 Idaho AC
J 19 Nephi H.S.
J 25 at Utah
J 26 at Utah
J 29 Colorado Tch. Col.
J 30 Colorado Tch. Col.
F 8 Utah State
F 15 Utah State
F 16 Utah
F 22 at Utah State
F 23 at Utah State

SCORE W/L

NS W
38-21 W
36-39 L
40-38 W
32-25 W
34-38 L
35-18 W
39-25 W
38-21 W
36-26 W
27-33 L
34-31 W
36-43 L
38-21 W
37-22 W
34-32 W
30-27 W
32-25 W

1924-25

Record: 10-6
Conference: 7-1, 1st RMC
Home: 2-0
Road: 2-2
Long Win Streak: 4
Long Loss Streak: 2
Coach: Alvin Twichell

DATE OPPONENT

J 9 Nephi H.S.
J 10 Provo H.S.
J 17 Apex
J 23 at Utah State
J 24 at Utah State
F 6 Utah
F 7 Utah
F 13 Utah State
F 14 Utah State
F 20 Western State
F 21 Western State
F 27 at Utah
F 28 at Utah
M 19 at Colorado Col.
M 20 at Colorado Col.
M 21 at Colorado Col.

SCORE W/L

44-20 W
31-24 W
34-22 W
29-26 W
22-42 L
33-35 L
42-25 W
48-36 W
24-23 W
54-18 W
55-27 W
24-36 L
41-36 W
32-41 L
34-42 L
25-39 L

1925-26

Record: 11-5
Conference: 7-5, 2nd RMC
Home: 7-3
Road: 4-2
Long Win Streak: 4
Long Loss Streak: 3
Coach: E.L. Roberts

DATE OPPONENT

J 6 SE College (OK)
J 14 Apex
J 22 at Utah
J 23 at Utah

SCORE W/L

40-21 W
33-31 W
22-21 W
35-31 W

ALL-TIME SEASON RESULTS



J 29	Utah State	31-49	L
J 30	Utah State	36-32	W
F 5	at Montana State	18-41	L
F 6	at Montana State	31-36	L
F 12	Utah	34-39	L
F 13	Utah	37-24	W
F 19	at Western State	53-22	W

J 27	at Utah	37-30	W
J 28	at Utah	35-31	W
F 10	Utah State	49-34	W
F 11	Utah State	31-39	L
F 17	Utah	25-31	L
F 18	Utah	26-31	L
F	at Utah State	41-52	L
F	at Utah State	42-48	L
M	at Montana State	44-69	L
M	at Montana State	41-57	L

1930-31

Record: 20-13
 Conference: 7-5, T2nd RMC
 Home: 8-3
 Road: 12-10
 Long Win Streak: 4
 Long Loss Streak: 3
 Coach: G. Ott Romney

DATE	OPPONENT	SCORE	W/L
N 29	Alumni	57-49	W
D 5	Deseret News Academy	63-30	W
D 6	Alumni	80-68	W
D 11	at Rock Springs Academy	47-50	L
D 12	at Wyoming	36-37	L
D 13	at Wyoming	46-42	W
D 15	at Colo. St. College	42-29	W
D 17	at Henry's (Wichita)	29-61	L
D 19	at Butler	34-45	L
D 20	at Ill. Wesleyan	34-33	W
D 22	at Marquette	31-35	L
D 26	at John Carroll	58-27	W
D 27	at Western Reserve	42-27	W
D 29	at Michigan State	28-29	L
D 30	at Chicago	38-35	W
D 31	at St. Louis	37-32	W
J 1	at Wittenberg	36-43	L
J 3	at Cincinnati	41-27	W
J 5	Nebraska	55-44	W
J 8	Henry's (Wichita)	45-52	L
J 12	Montana State	63-52	W
J 13	Montana State (OT)	54-50	W
J 23	Utah (OT)	51-52	L
J 24	Utah	43-45	L
J 30	at Utah State	59-61	L
J 31	at Utah State	45-39	W
F 6	at Montana State	27-42	L
F 7	at Montana State	53-41	W
F 9	at Idaho State	76-34	W
F 20	Utah State	61-51	W
F 21	Utah State	53-40	W
F 27	at Utah	39-49	L
F 28	at Utah	57-49	W

1931-32

Record: 20-12
 Conference 8-4, T1st RMC
 Home: 11-3
 Road: 8-9
 Neutral: 1-0
 Long Win Streak: 5
 Long Loss Streak: 3
 Coach: G. Ott Romney

DATE	OPPONENT	SCORE	W/L
N 26	Utah St. Alumni	62-51	W
N 27	Utah Alumni	55-33	W
N 28	Alumni	58-36	W
D 4	Gila College	50-23	W
D 5	Gila College	52-28	W
D 11	at Wisconsin	16-28	L
D 12	at Loyola (Ill.)	30-35	L
D 14	at Marquette	39-32	W
D 15	at Iowa State	28-47	L
D 17	at Nebraska	31-27	W
D 19	at Creighton	36-41	L
D 21	at Wyoming	47-57	L
D 22	at Wyoming	31-61	L
D 28	Olson's Swedes	35-25	W
J 7	Henry's (Wichita)	43-30	W
J 8	Henry's (Wichita)	39-22	W
J 15	at Utah	44-36	W
J 16	at Utah	39-40	L
J 22	Utah State (OT)	45-47	L
J 23	Utah State	40-37	W
J 29	at Montana State	36-23	W
J 30	at Montana State	37-22	W
F 5	Utah	32-35	L
F 6	Utah	43-34	W
F 15	Montana State	48-26	W
F 16	Montana State	42-43	L
F 26	at Utah State	39-32	W
F 27	at Utah State	63-50	W
M 1	vs. Utah	35-33	W
M 3	at Wyoming	33-37	L
M 4	at Wyoming	28-29	L
M 5	at Wyoming	38-22	W

1932-33

Record: 20-7
 Conference: 9-3, 1st RMC
 Home: 9-4
 Road: 10-3
 Neutral: 1-0

1928-29

Record: 20-10
 Conference: 6-6, T2nd, RMC
 Home: 10-5
 Road: 10-4
 Neutral: 0-1
 Long Win Streak: 8
 Long Loss Streak: 2
 Coach: G. Ott Romney

DATE	OPPONENT	SCORE	W/L
D 8	Alumni	36-48	L
D 8	Vico Oil	38-37	W
D 14	Dixie College	34-24	W
D 14	Snow College	41-26	W
D 17	Colorado St. Col.	47-39	W
D 18	at Arthur Academy	42-60	L
D 26	v. North Dakota	50-53	L
D 28	North Dakota	42-26	W
D 29	North Dakota	31-30	W
J 2	at Los Angeles Academy	32-23	W
J 3	at Alhambra Academy	33-26	W
J 4	at Hollywood Academy	49-44	W
J 5	at Pacific Coast Academy	41-28	W
J 7	at Las Vegas Academy	42-26	W
J 9	Phillips	40-30	W
J 10	Phillips	38-51	L
J 18	Utah	41-38	W
J 19	Utah	49-45	W
J 23	at Montana Normal	77-25	W
J 24	at Montana Mines	29-25	W
J 25	at Montana State	36-72	L
J 26	at Montana State	37-67	L
F 1	at Utah State	53-45	W
F 2	at Utah State	46-34	W
F 8	at Utah	41-56	L
F 9	at Utah	53-37	W
F 18	Montana State	42-70	L
F 19	Montana State	57-66	L
M 1	Utah State	49-45	W
M 2	Utah State	50-52	L

1929-30

Record: 23-7
 Conference: 6-6, 3rd RMC
 Home: 12-2
 Road: 11-5
 Long Win Streak: 9
 Long Loss Streak: 2
 Coach: G. Ott Romney

DATE	OPPONENT	SCORE	W/L
D 4	38th Infantry	55-26	W
D 4	College All-Stars	63-44	W
D 11	Alumni	63-45	W
D 16	Wyoming	47-25	W
D 18	Wyoming	51-38	W
D 21	at UCLA	47-40	W
D 23	at UCLA	43-47	L
D 26	at Los Angeles	45-39	W
D 27	at Pacific Coast Acad.	34-33	W
D 28	at Hollywood Academy	79-50	W
D 30	at Occidental	47-43	W
J 2	at San Bernardino JC	49-23	W
J 3	at Dixie College	36-32	W
J 4	at Snow College	41-28	W
J 10	Nevada-Reno	44-26	W
J 11	Nevada-Reno	46-35	W
J 17	Utah State	37-39	L
J 18	Utah State	53-37	W
J 24	Montana State	43-69	L
J 25	Montana State	45-42	W
J 31	at Utah	49-53	L
F 1	at Utah	30-38	L
F 7	at Montana State	47-41	W
F 8	at Montana State	39-70	L
F 10	at Idaho State	51-33	W
F 14	at Utah State	49-36	W
F 15	at Utah State	41-55	L
F 21	Montana Miners	56-37	W
F 28	Utah	56-31	W
M 1	Utah	59-42	W



G. OTT ROMNEY
 Years: 1928-35 (7)
 Record: 139-71 (.662)

F 20	at Western State	38-30	W
F 26	Utah State	52-43	W
F 27	Utah State	34-36	L
M 3	Montana State	52-33	W
M 4	Montana State	36-20	W

1926-27

Record: 5-14
 Conference: 1-11, 4th RMC
 Home: 4-8
 Road: 1-5
 Long Win Streak: 1
 Long Loss Streak: 6
 Coach: E. L. Roberts

DATE	OPPONENT	SCORE	W/L
D 18	Dixie College	40-25	W
D 29	at Hinckley Academy	15-35	L
J 7	BY H.S.	22-24	L
J 8	BY H.S.	44-22	W
J 14	Arthur Academy	40-42	L
J 15	Alumni	47-33	W
J 21	at Utah State	47-50	L
J 22	at Utah State	34-62	L
J 28	Utah	39-42	L
J 29	Utah	35-37	L
F 4	at Montana State	37-64	L
F 5	at Montana State	33-49	L
F 12	Apex	50-22	W
F 18	Montana State	20-43	L
F 19	Montana State	38-53	L
F 25	at Utah	31-34	L
F 26	at Utah (OT)	40-34	W
M 4	Utah State	38-44	L
M 5	Utah State	35-42	L

1927-28

Record: 13-10
 Conference: 3-9, 4th RMC
 Home: 7-6
 Road: 6-4
 Long Win Streak: 9
 Long Loss Streak: 7
 Coach: E. L. Roberts

DATE	OPPONENT	SCORE	W/L
D 10	Arthur Academy	41-39	W
D 17	Oregon State	22-37	L
D 22	Ricks College	53-31	W
D 28	at Milford Academy	42-41	W
D 29	at Branch Academy	59-22	W
D 30	at Dixie College	30-24	W
D 31	at Dixie College	32-25	W
J 7	Branch AC	53-27	W
J 13	Milford AC	45-39	W
J 14	Milford Academy	45-34	W
J 14	Alumni	47-33	W
J 20	Montana State	41-43	L
J 21	Montana State	37-43	L

Long Win Streak: 6
 Long Loss Streak: 2
 Coach: G. Ott Romney

DATE	OPPONENT	SCORE	W/L
D 8	Alumni	47-26	W
D 8	Alumni	43-35	W
D 16	at Western State	58-20	W
D 17	at Western State	49-41	W
D 19	at Colo. St. College	38-33	W
D 20	at Colo. St. College	46-36	W
D 21	at Den. Piggy Wiggly	20-41	L
D 22	at Colorado College	43-30	W
D 23	at Colorado College	55-34	W
J 5	Henry's (Wichita)	30-47	L
J 6	Olson's Swedes	31-32	L
J 13	Utah	40-27	W
J 14	Utah	33-34	L
J 20	at Montana State	53-38	W
J 21	at Montana State	33-26	W
J 27	at Utah State	33-40	L
J 28	at Utah State	59-44	W
F 6	Montana State	42-29	W
F 7	Montana State	53-27	W
F 17	at Utah	43-42	W
F 18	at Utah	36-50	L
F 24	Utah State	37-30	W
F 25	Utah State	48-36	W
M 4	vs. Utah	43-26	W
M 9	Wyoming	25-35	L
M 10	Wyoming	37-33	W
M 11	Wyoming	41-39	W

1933-34

Record: 18-12
 Conference: 9-3, 1st RMC
 Home: 10-2
 Road: 8-8
 Neutral: 0-2
 Long Win Streak: 8
 Long Loss Streak: 4
 Coach: G. Ott Romney

DATE	OPPONENT	SCORE	W/L
D 6	Clark's Ins.	56-38	W
D 6	Alumni	56-51	W
D 11	Ogden Boosters	30-31	L
D 13	Denver Academy	47-50	L
D 18	Colorado College	43-27	W
D 19	Granite Mart	56-35	W
D 21	vs. Ogden Boosters	26-36	L
D 22	vs. S. California	33-36	L
D 26	at Den. Piggy Wiggly	25-49	L
D 27	at Denver	43-38	W
D 28	at Denver AC	36-35	W
D 29	at Colorado Col.	31-38	L
D 30	at Western State	51-42	W
J 1	at Western State	54-32	W
J 2	at Cook's Sp. Goods	59-26	W
J 12	Utah State	57-34	W
J 13	Utah State	42-35	W
J 19	Montana State	48-31	W
J 20	Montana State	52-37	W
J 26	at Utah	41-37	L
J 27	at Utah	30-43	L
F 9	Utah	45-31	W
F 10	Utah	40-28	W
F 16	at Utah State	48-37	W
F 17	at Utah State	35-43	L
F 23	at Montana State	44-30	W
F 24	at Montana State	23-32	L
M 8	at Wyoming	38-43	L
M 9	at Wyoming (OT)	44-47	L
M 10	at Wyoming	34-43	L

1934-35

Record: 18-10
 Conference: 6-6, 2nd RMC
 Home: 14-4
 Road: 3-6
 Neutral: 1-0
 Long Win Streak: 11
 Long Loss Streak: 4
 Coach: G. Ott Romney

DATE	OPPONENT	SCORE	W/L
N 21	Alumni	68-51	W
N 21	Alumni	51-53	L
N 30	Gibbs Ins.	65-26	W
N 30	Alumni	34-40	L
D 5	Pinney Beverage	49-33	W
D 10	CYO	63-37	W
D 13	Denver AC	29-36	L
D 20	at Creighton	48-38	W

D 21	at Colo. St. Col.	56-22	W
D 22	at Denver AC	33-41	L
D 28	Colorado St. Col.	46-35	W
D 29	vs. Colo. St. Col.	66-49	W
J 4	Branch AC	68-35	W
J 4	Dixie College	56-31	W
J 5	Branch AC	51-38	W
J 5	Dixie College	70-34	W
J 11	Utah	54-25	W
J 12	Utah	56-53	W
J 18	Montana State	62-28	W
J 19	Montana State	55-32	W
J 25	at Utah State	39-38	W
J 26	at Utah State	27-41	L
F 8	Utah State (OT)	47-48	L
F 9	Utah State	40-39	W
F 15	at Utah (OT)	46-50	L
F 16	at Utah	43-52	L
F 22	at Montana State	41-53	L
F 23	at Montana State	46-56	L

1935-36



EDWIN R. KIMBALL
 Years: 1935-36, 38-41 (4)
 Record: 59-38 (.608)

Record: 16-9
 Conference: 6-6, 2nd RMC
 Home: 9-3
 Road: 7-6
 Long Win Streak: 7
 Long Loss Streak: 4
 Coach: Edwin R. Kimball

DATE	OPPONENT	SCORE	W/L
D 7	Alumni	72-52	W
D 13	Taylor Bros.	75-45	W
D 16	at Denver	45-49	L
D 17	at Nebraska	34-53	L
D 18	at Hastings	54-30	W
D 19	at Creighton	43-36	W
D 20	at Colorado Col.	38-41	L
D 21	at Colorado Col.	61-45	W
D 24	at Drake	63-38	W
D 28	Nebraska	46-39	W
D 30	Fresno State	63-54	W
D 31	Fresno State	72-41	W
J 4	Pac. States Pipe	75-16	W
J 10	at Montana State	45-40	W
J 11	at Montana State	40-42	L
J 17	Utah	42-34	W
J 18	Utah	47-42	W
J 27	Montana State	63-31	W
J 28	Montana State	39-42	L
F 7	Utah State	35-36	L
F 8	Utah State	33-37	L
F 14	at Utah	35-36	L
F 15	at Utah	37-36	W
F 21	at Utah State	39-32	W
F 22	at Utah State	41-51	L

1936-37

Record: 17-10
 Conference: 5-7, T3rd RMC
 Home: 8-3
 Road: 8-6
 Neutral: 1-1
 Long Win Streak: 7
 Long Loss Streak: 4
 Coach: Fred "Buck" Dixon

DATE	OPPONENT	SCORE	W/L
D 5	Alumni	40-29	W
D 5	Alumni	58-31	W
D 11	Idaho State	30-24	W
D 12	Idaho State	34-35	L
D 18	vs. Western State	43-42	W
D 19	vs. Western State	39-42	L
D 21	Western State	66-35	W
D 30	at Loyola (Cal.)	32-35	L
J 2	at La Verne	66-21	W
J 4	at Fresno State	38-30	W
J 5	at Fresno State	45-44	W
J 6	at UC-Davis	38-28	W
J 7	at UC-Davis	33-32	W
J 8	at Nevada	42-38	W
J 9	at Nevada	36-24	W
J 15	Utah State	31-40	L
J 16	Utah State	49-35	W
J 22	Montana State	38-32	W
J 23	Montana State	42-37	W
J 29	at Utah	30-45	L
J 30	at Utah	40-41	L
F 5	at Montana State	33-71	L
F 6	at Montana State	45-55	L
F 12	at Utah State	55-45	W
F 13	at Utah State	38-47	L
F 19	Utah	35-43	L
F 20	Utah	36-31	W

1937-38

Record: 8-13
 Conference: 4-8, 5th SC
 Home: 7-6
 Road: 1-7
 Long Win Streak: 3
 Long Loss Streak: 4
 Coach: Fred "Buck" Dixon

DATE	OPPONENT	SCORE	W/L
D 11	Alumni	68-78	L
D 17	at Idaho State	30-38	L
D 18	at Idaho State	32-40	L
D 20	Idaho	40-45	L
D 21	Idaho	47-40	W
D 22	Hastings	47-43	W
D 30	Nevada	49-45	W
J 7	Nevada	42-44	L
J 8	Alumni	59-57	W
J 14	at Denver	63-51	W
J 15	at Colorado	37-54	L
J 21	at Utah State	53-60	L
J 22	Utah	41-48	L
J 28	Colorado State	50-46	W
J 29	Colorado	49-55	L
F 11	at Wyoming	47-61	L
F 12	at Colorado State	39-45	L
F 19	Wyoming	38-49	L
F 25	Utah State	58-50	W
F 26	Denver	74-41	W
M 4	at Utah	43-54	L

1938-39

Record: 12-12
 Conference: 4-8, T5th SC
 Home: 8-3
 Road: 4-8
 Neutral: 0-1
 Long Win Streak: 3
 Long Loss Streak: 4



FRED "BUCK" DIXON
 Years: 1936-38 (2)
 Record: 25-23 (.521)



Coach: Edwin R. Kimball

DATE OPPONENT	SCORE	W/L
D 10 Weber College	37-45	L
D 10 Alumni	43-42	W
D 13 Ecker Studio	55-47	W
D 19 at Montana	50-71	L
D 20 at Montana	54-47	W
D 21 at Montana State	50-46	W
D 22 at Montana State	38-43	L
D 23 at Idaho State	40-17	W
D 24 at Idaho State	34-25	W
D 27 Montana	50-46	W
D 28 vs. Montana	38-45	L
J 7 Utah State	46-54	L
J 13 at Colorado	33-44	L
J 14 at Wyoming	27-35	L
J 20 Utah	40-32	W
J 27 Montana State	69-35	W
F 7 Colorado	35-34	W
F 10 at Colorado State	43-44	L
F 11 at Denver	49-53	L
F 17 Denver	52-34	W
F 18 Wyoming	44-46	L
F 25 Colorado State	91-52	W
M 3 at Utah	47-52	L
M 4 at Utah State	38-53	L

1939-40

Record: 17-8
 Conference: 7-5, T3rd SC
 Home: 10-3
 Road: 6-4
 Neutral: 1-1
 Long Win Streak: 6
 Long Loss Streak: 2
 Coach: Edwin R. Kimball

DATE OPPONENT	SCORE	W/L
D 9 Weber College	47-43	W
D 9 Alumni	52-54	L
D 15 Idaho State	42-48	L
D 16 Provo Lions	53-41	W
D 16 Idaho State	59-31	W
D 19 at Ricks College	77-49	W
D 20 vs. Oregon State	30-57	L
D 21 vs. Oregon State	47-42	W
D 29 Provo Lions	61-53	W
D 30 at Weber College	70-35	W
J 2 Clark's Ins.	66-53	W
J 5 at Montana State	47-33	W
J 6 at Montana State	58-35	W
J 13 Colorado	47-75	L
J 19 at Colorado State	32-40	L
J 20 at Denver	54-44	W
J 26 Denver	63-48	W
J 27 Wyoming	34-29	W
F 3 Colorado State	62-42	W
F 9 at Utah	39-45	L
F 10 at Utah State	35-55	L
F 17 Utah State	49-43	W
F 23 Utah	52-41	W
M 1 at Colorado	43-64	L
M 2 at Wyoming	50-45	W

1940-41

Record: 14-9
 Conference: 6-6, 4th SC
 Home: 8-2
 Road: 5-6
 Neutral: 1-1
 Long Win Streak: 5
 Long Loss Streak: 2
 Coach: Edwin R. Kimball

DATE OPPONENT	SCORE	W/L
D 7 Weber College	50-16	W
D 7 Alumni	70-40	W
D 13 at Idaho State	39-27	W
D 14 at Idaho State	56-29	W
D 18 at St. Barb. St. Col.	47-39	W
D 19 at San Diego St.	45-49	L
D 20 at San Diego St.	40-42	L
D 27 vs. Montana	47-41	W
D 28 vs. Montana	44-48	L
J 3 Montana State	67-45	W
J 4 Montana State	67-45	W
J 10 Utah State	66-34	W
J 17 at Wyoming	45-46	L
J 18 at Colorado	31-34	L
J 24 Utah	27-32	L
F 14 Colorado	45-50	L
F 15 at Colorado State	40-36	W
F 21 at Denver (OT)	34-32	W



FLOYD MILLETT
 Years: 1941-49 (8)
 Record: 104-77 (.575)

F 22 Denver	52-37	W
F 28 Wyoming	49-45	W
M 1 Colorado State	60-33	W
M 7 at Utah	39-50	L
M 8 at Utah State	47-48	L

1941-42

Record: 17-3
 Conference: 9-3, T2nd SC
 Home: 7-1
 Road: 8-2
 Neutral: 2-0
 Long Win Streak: 13
 Long Loss Streak: 1
 Coach: Floyd Millett

DATE OPPONENT	SCORE	W/L
D 6 Weber College	51-28	W
D 13 Idaho State	53-29	W
D 19 at Montana State	51-37	W
D 20 at Montana	46-34	W
D 22 at Montana State	64-48	W
D 23 at Idaho State	45-28	W
J 2 vs. Nevada	65-31	W
J 3 vs. Nevada	76-44	W
J 10 at Utah State	54-24	W
J 16 Wyoming	53-49	W
J 23 Denver	45-30	W
J 24 Colorado State	52-27	W
J 30 at Denver	46-34	W
J 31 at Wyoming	34-45	L
F 7 at Utah	50-42	L
F 14 Colorado	49-52	L
F 21 Utah State	57-52	W
F 27 at Colorado State	54-41	L
F 28 at Colorado	35-52	L
M 7 Utah	42-40	W

1942-43

Record: 15-7
 Conference: 7-1, 1st SC
 Home: 9-0
 Road: 6-7
 Long Win Streak: 9
 Long Loss Streak: 3
 Coach: Floyd Millett

DATE OPPONENT	SCORE	W/L
N 28 Weber College	47-45	W
N 28 Alumni	52-35	W
D 9 at Canisius (OT)	50-49	W
D 12 at Long Island	40-43	L
D 15 at Temple	32-35	L
D 18 at Loyola (Ill.)	44-50	L
J 5 Carbon College	72-20	W
J 5 Snow College	78-38	W
J 12 Ecker Studio	39-30	W
J 15 at Utah State	38-43	L
J 16 at Utah State	58-41	W
J 22 at Snow College	74-43	W
J 29 Utah	41-30	W
J 30 Utah	41-29	W
F 5 at Weber College	53-51	W
F 12 at Utah	44-34	W

F 13 at Utah	47-45	W
F 19 Utah State	44-38	W
F 20 Utah State	63-59	W
F 25 at Wyoming	42-53	L
F 26 at Wyoming	43-47	L
F 27 at Wyoming	43-66	L

1943-44

Record: 3-2
 Conference: None
 Home: 1-0
 Road: 2-2
 Long Win Streak: 2
 Long Loss Streak: 2
 Coach: Floyd Millett

DATE OPPONENT	SCORE	W/L
D 4 Alumni	57-54	W
D 11 at Canisius	45-36	W
D 14 at Long Island	41-56	L
D 18 at Albright	49-53	L
D 22 at Omaha	45-40	W

1944-45

Record: 11-12
 Conference: None
 Home: 4-5
 Road: 7-6
 Neutral: 0-1
 Long Win Streak: 4
 Long Loss Streak: 3
 Coach: Floyd Millett

DATE OPPONENT	SCORE	W/L
N 30 Alumni	28-60	L
D 2 Montana State	51-31	W
D 8 Kearns Depot	39-41	L
D 9 Ecker Studio	48-56	L
D 15 at Idaho State	35-45	L
D 16 at Idaho State	45-33	W
D 20 vs. Ecker Studio	41-61	L
D 29 at Pepperdine	51-56	L
D 30 at Pratt Aircraft	43-44	L
J 2 at Walker Bomb.	48-45	W
J 3 at Walker Bomb.	59-47	W
J 5 at U.S. Naval Hosp.	44-34	W
J 12 at Kearns Depot	47-42	W
J 19 at Wyoming	41-51	L
J 20 at Colorado	36-55	L
J 26 Utah	46-51	L
F 3 Utah State	50-41	W
F 13 Colorado	60-58	W
F 17 at Denver	61-50	W
F 23 Denver	70-31	W
F 24 Wyoming	34-39	L
M 3 at Utah	52-56	L
M 7 at Utah State	64-37	W

1945-46

Record: 12-13
 Conference: 6-6, T4th SC
 Home: 4-4
 Road: 6-7
 Neutral: 2-2
 Long Win Streak: 4
 Long Loss Streak: 3
 Coach: Floyd Millett

DATE OPPONENT	SCORE	W/L
D 1 Alumni	61-62	L
D 6 vs. Wyoming	49-58	L
D 7 vs. Montana State	55-40	W
D 8 vs. Wyoming	37-52	L
D 10 vs. Idaho State	58-47	W
D 11 at Idaho State	54-47	W
D 21 Clearfield Navy	60-16	W
D 21 at Kearns Depot	42-54	L
D 27 at Manhattan	53-43	W
J 1 at Canisius	62-52	W
J 3 at Northwestern	41-61	L
J 4 at Loyola (Ill.)	43-44	L
J 5 at Valparaiso	58-72	L
J 12 at Utah State	47-29	W
J 18 Wyoming	36-41	L
J 25 Denver	48-23	W
J 26 Colorado State	42-41	W
F 1 at Denver	37-36	W
F 2 at Wyoming	57-41	W
F 9 at Utah	28-46	L
F 16 Colorado	53-65	L
F 23 Utah State	64-48	W
M 2 at Colorado State	40-47	L
M 4 at Colorado	42-60	L
M 9 Utah	53-71	L

1946-47

Record: 9-16
 Conference: 3-9, 6th SC
 Home: 6-4
 Road: 1-11
 Neutral: 2-1
 Long Win Streak: 3
 Long Loss Streak: 5
 Coach: Floyd Millet

DATE	OPPONENT	SCORE	W/L
N 30	Alumni	70-54	W
D 4	at Northern Ariz.	41-54	L
D 5	vs. Arizona State	55-58	L
D 6	vs. Arizona State	52-33	W
D 11	Washington State	49-50	L
D 12	Washington State	44-38	W
D 14	Idaho State	50-39	W
D 20	vs. San Francisco+	45-36	W
D 21	at Nevada+	32-50	L
J 1	at Long Island	59-62	L
J 4	at Temple	57-55	W
J 6	at Western Ken.	44-62	L
J 7	at Western Ken.	40-59	L
J 17	at Colorado	44-56	L
J 18	at Denver	51-64	L
J 24	Wyoming	44-51	L
J 31	Colorado State	69-47	W
F 8	Utah	54-62	L
F 14	at Colorado State	48-51	L
F 15	at Wyoming	47-70	L
F 21	Colorado	47-36	W
F 22	Utah State	62-40	W
F 28	Denver	56-59	L
M 4	at Utah State	49-52	L
M 8	at Utah	66-82	L

1947-48

Record: 16-11
 Conference: 8-2, 1st SC
 Home: 9-0
 Road: 5-8
 Neutral: 2-3
 Postseason: 1-1
 Long Win Streak: 6
 Long Loss Streak: 4
 Coach: Floyd Millet

DATE	OPPONENT	SCORE	W/L
N 29	Alumni	65-54	W
	at Camp Monmouth	60-30	W
D 4	at CCNY (OT)	56-61	L
D 5	at Syracuse	52-74	L
D 6	at Niagara	54-53	W
D 8	at West Virginia	51-68	L
D 9	at Duquesne	39-51	L
D 15	Arizona State	46-45	W
D 16	Arizona State	48-45	W
D 26	vs. Arkansas+	65-58	W
D 27	vs. Syracuse+	45-53	L
D 30	vs. Idaho+	41-42	L
J 2	at Nevada	44-45	L
J 3	at Nevada	57-64	L
J 10	Ecuador	67-21	W
J 16	Denver	75-69	W
J 17	at Utah	65-63	W
J 23	at Denver	53-58	L
J 24	at Colorado State	64-51	W
J 26	at Wyoming	45-39	W
J 31	Utah State	66-47	W
F 7	Wyoming	57-42	W
F 16	Colorado State	79-48	W
F 21	Utah	55-51	W
F 28	at Utah State	65-68	L
M 8	vs. Delta St.# (OT)	66-61	W
M 10	vs. Indiana State#	68-82	L

1948-49

Record: 21-13
 Conference: 12-8, 4th SC
 Home: 10-2
 Road: 8-8
 Neutral: 3-3
 Postseason: 1-1
 Long Win Streak: 7
 Long Loss Streak: 3
 Vs. Ranked Teams: 3-2
 Coach: Floyd Millet

DATE	OPPONENT	SCORE	W/L
------	----------	-------	-----

N 20	Alumni	64-49	W
N 26	at Idaho State	58-43	W
N 27	at Idaho State	52-46	W
D 4	at CCNY	57-70	L
D 6	at Muhlenberg	60-56	W
D 8	at Valparaiso	62-57	W
D 10	at La Salle	54-76	L
D 17	San Jose State	60-47	W
D 18	San Jose State	73-67	W
D 29	vs. Montana+	74-76	L
D 30	vs. Marshall+	64-83	L
J 3	vs. Nevada+	59-56	W
J 4	vs. Nevada+	61-57	W
J 10	Denver	48-50	L



STAN WATTS

Years: 1949-72 (23)
 Record: 371-254 (.594)

J 14	at Wyoming	48-59	L
J 15	at Wyoming	38-58	L
J 17	at Denver	51-48	W
J 21	Utah State	60-51	W
J 22	Utah State	64-56	W
J 24	Wyoming	54-42	W
J 29	at No. 10 Utah	56-55	W
J 31	No. 10 Utah	65-45	W
F 4	at Colorado State	66-54	W
F 5	at Colorado State	54-62	L
F 7	at Denver	54-68	L
F 11	at Utah State	54-58	L
F 12	at Utah State	67-54	W
F 18	at No. 14 Utah	49-58	L
F 19	No. 14 Utah	52-54	L
F 21	No. 19 Wyoming	50-48	W
F 25	Colorado State	79-49	W
F 26	Colorado State	72-52	W
M 7	vs. N.W. Okla. St.#	79-50	W
M 8	vs. N.W. La. St.#	57-59	L

+ Los Angeles Invitational
 # NAIB Tournament (Kansas City)

1949-50

Record: 22-12
 Conference: 14-6, 1st SC
 Home: 9-1
 Road: 10-9
 Neutral: 3-2
 Postseason: 1-1 NCAA
 Long Win Streak: 8
 Long Loss Streak: 5
 Vs. Ranked Teams: 3-0
 Coach: Stan Watts

DATE	OPPONENT	SCORE	W/L
D 2	at Idaho State	67-44	W
D 3	at Idaho State	83-56	W
D 8	at Regis	53-37	W
D 9	vs. Wyoming	57-54	W
D 10	at Denver	56-54	W
D 13	vs. Culver-Stockton*	69-57	W
D 15	at Pepperdine*	39-45	L
D 16	vs. Gonzaga*	41-46	L
D 29	at Beloit*	61-63	L
D 31	at Toledo*	51-66	L
J 2	at Bowling Green	50-75	L
J 4	at Loyola (Ill.)	54-45	W

J 13	at Wyoming	39-46	L
J 14	at Wyoming	27-53	L
J 16	at Denver	63-45	W
J 20	Denver	55-39	W
J 21	Utah State	71-41	W
J 23	at Utah State	48-47	W
J 28	at Utah	71-51	W
J 30	Utah	61-51	W
F 3	Colorado State	46-42	W
F 4	Colorado State	58-45	W
F 10	at Denver	46-54	L
F 11	at Colorado State	30-40	L
F 13	at Colorado State	46-55	L
F 17	at Utah	42-56	L
F 18	Utah	56-46	W
F 24	at Utah State	60-46	W
F 25	Utah State	63-35	W
M 3	No. 18 Wyoming	55-44	W
M 4	No. 18 Wyoming	70-52	W
M 6	Denver	75-50	W
M 24	vs. Baylor#	55-56	L
M 25	vs. No. 7 UCLA#	83-62	W

* Los Angeles Invitational
 # NCAA (Kansas City)

1950-51

Record: 28-9
 Conference: 15-5, 1st SC
 Home: 13-1
 Road: 9-5
 Neutral: 6-3
 Postseason: 1-2 NCAA/3-0 NIT (NIT Champions)
 Long Win Streak: 9
 Long Loss Streak: 2
 Highest Rank: 11th AP
 Final Rank: 10th UPI, 11th AP
 Vs. Ranked Teams: 5-2
 Coach: Stan Watts

DATE	OPPONENT	SCORE	W/L
N 24	Regis	68-55	W
N 25	Regis	71-58	W
D 2	at Niagara	84-69	W
D 5	at CCNY	69-71	L
D 7	at E. Kentucky	63-58	W
D 9	at Marshall	70-57	W
D 19	Indiana State	75-72	W
D 20	Indiana State	79-58	W
D 27	vs. Utah*	49-58	L
D 29	vs. New Mexico*	64-56	W
D 30	vs. Colorado St.*	77-52	W
J 5	at Denver	53-47	W
J 6	at Denver	41-42	L
J 8	at No. 10 Wyoming	61-57	W
J 12	at Utah State	72-59	W
J 13	at Utah State	68-72	L
J 19	No. 13 Wyoming	64-58	W
J 20	No. 13 Wyoming	65-38	W
J 25	Denver	91-58	W
J 27	Denver	60-44	W
F 2	Utah State	83-57	W
F 3	Utah State	51-42	W
F 8	Colorado State	70-42	W
F 9	Colorado State	65-40	W
F 16	at Utah	73-60	W
F 17	Utah	49-54	L
F 23	at Colorado State	50-45	W
F 24	at Colorado State	60-51	W
F 26	at Wyoming	49-50	L
M 2	at Utah	58-67	L
M 3	Utah	69-50	W
M 12	vs. No. 10 St. Louis+	75-58	W
M 15	vs. Seton Hall+	69-59	W
M 17	vs. No. 13 Dayton+	62-43	W
M 21	vs. San Jose St.#	68-61	W
M 23	vs. No. 4 Kansas State#	54-64	L
M 24	vs. No. 15 Washington#	67-80	L

* Conference Tournament
 + NIT (New York)
 # NCAA (Kansas City)

1951-52

Record: 14-10
 Conference: 9-5, 2nd SC
 Home: 8-2
 Road: 6-6
 Neutral: 0-2
 Long Win Streak: 5
 Long Loss Streak: 2
 Vs. Ranked Teams: 0-2
 Coach: Stan Watts

DATE	OPPONENT	SCORE	W/L
D 1	Arizona	68-62	W

ALL-TIME SEASON RESULTS



D 3	at Hamline	62-72	L
D 6	at St. John's	52-66	L
D 8	at Niagara	53-48	W
D 10	at Syracuse	58-63	L
D 12	at Toledo	58-57	W
D 21	Santa Clara	64-59	W
D 22	Santa Clara	66-61	W
D 28	vs. No. 1 Kentucky*	64-84	L
D 29	vs. Villanova*	58-72	L
J 11	Denver	55-51	W
J 12	Montana	80-56	W
J 19	Colorado State	68-47	W
J 24	at Denver	59-53	W
J 26	at New Mexico	72-49	W
F 1	at Utah State	40-57	L
F 2	Utah	48-51	L
F 8	at Montana	50-47	W
F 15	Utah State	69-67	W
F 16	Wyoming	43-48	L
F 23	New Mexico	90-61	W
F 29	at Colorado State	75-65	W
M 1	at No. 16 Wyoming	49-55	L
M 8	at Utah	50-61	L

* Sugar Bowl Tournament

1952-53

Record: 22-8
 Conference: 11-3, 2nd SC
 Home: 12-0
 Road: 8-7
 Neutral: 2-1
 Postseason: 0-1 NIT
 Long Win Streak: 7
 Long Loss Streak: 2
 Vs. Ranked Teams: 1-1
 Coach: Stan Watts

DATE OPPONENT	SCORE	W/L
N 28	at Idaho State	69-44 W
N 29	at Idaho State	65-47 W
D 5	Cal State-LA	82-49 W
D 6	Cal State-LA	56-37 W
D 12	San Francisco	53-52 W
D 16	Washington State	64-44 W
D 19	at Oregon State	69-66 W
D 20	at Oregon State	65-67 L
D 22	No. 17 St. Louis	86-69 W
D 27	at E. Kentucky	67-69 L
D 29	vs. Duke*	69-68 W
D 30	vs. Wake Forest*	84-58 W
D 31	at No. 9 N.C. State*	59-75 L
J 3	at Utah State	72-66 W
J 8	at Denver	55-54 W
J 10	at New Mexico	73-57 W
J 16	at Montana	51-56 L
J 23	Wyoming	71-42 W
J 24	Colorado State	75-47 W
J 30	Montana	91-56 W
J 31	Utah State	77-60 W
F 7	at St. Mary's (Calif.)	78-50 W
F 8	at Santa Clara	64-72 L
F 14	Utah	62-50 W
F 21	at Utah	73-50 W
F 27	at Wyoming	59-63 L
F 28	at Colorado State	57-63 L
M 5	Denver	69-40 W
M 6	New Mexico	61-43 W
M 9	vs. Niagara+	76-82 L

* Dixie Classic
 + NIT (New York)

1953-54

Record: 18-11
 Conference: 9-5, 3rd SC
 Home: 12-2
 Road: 6-6
 Neutral: 0-3
 Postseason: 0-1 NIT
 Long Win Streak: 8
 Long Loss Streak: 4
 Highest Rank: 19th AP
 Vs. Ranked Teams: 0-1
 Coach: Stan Watts

DATE OPPONENT	SCORE	W/L
D 4	Idaho State	70-59 W
D 5	Idaho State	63-50 W
D 11	TCU	59-48 W
D 12	TCU	71-61 W
D 18	Murray State	77-65 W
D 19	Murray State	89-66 W
D 22	San Francisco	68-61 W
D 26	at Manhattan*	75-58 W
D 28	vs. Duquesne*	47-69 L

D 30	vs. No. 13 La Salle*	62-74	L
J 2	at Bradley	50-77	L
J 5	at St. Louis	74-86	L
J 8	Denver	81-58	W
J 9	New Mexico	76-63	W
J 14	at Utah State	68-73	L
J 16	at Montana	71-62	W
J 22	Montana	62-54	W
J 23	Utah State	75-63	W
J 29	at Washington	89-79	W
J 30	at Washington	51-55	L
F 12	at Wyoming	47-63	L
F 13	at Colorado State	76-77	L
F 19	at Utah	85-76	W
F 20	Utah	64-70	L
F 26	Wyoming	51-42	W
F 27	Colorado State	69-71	L
M 4	at New Mexico	84-79	W
M 6	at Denver	69-57	W
M 8	vs. St. Francis PA+	68-81	L

* Holiday Festival
 + NIT (New York)

1954-55

Record: 13-13
 Conference: 10-4, 2nd SC
 Home: 9-3
 Road: 4-10
 Long Win Streak: 5
 Long Loss Streak: 3
 Vs. Ranked Teams: 1-1
 Coach: Stan Watts

DATE OPPONENT	SCORE	W/L
D 4	at Colorado	66-88 L
D 6	at Colorado	46-65 L
D 10	Washington	44-64 L
D 11	Washington (OT)	69-64 W
D 17	Baylor	78-66 W
D 18	Baylor	66-67 L
D 22	Michigan	70-60 W
D 30	at W. Kentucky	78-89 L
J 1	at Murray St. (OT)	85-86 L
J 4	at Manhattan	75-78 L
J 6	at New Mexico	92-62 W
J 8	at Denver	90-68 W
J 14	Montana	92-68 W
J 15	Utah State	58-62 L
J 21	at Colorado State	74-68 W
J 22	at Wyoming	60-68 L
J 28	at Oregon	71-82 L
J 29	at Oregon	76-81 L
F 11	No. 5 Utah (OT)	76-74 W
F 12	at No. 5 Utah	71-78 L
F 17	at Utah State	71-76 L
F 19	at Montana	63-62 W
F 25	Colorado State	94-65 W
F 26	Wyoming	75-62 W
M 4	Denver	78-62 W
M 5	New Mexico	74-48 W

1955-56

Record: 18-8
 Conference: 10-4, 2nd SC
 Home: 12-2
 Road: 5-6
 Neutral: 1-0
 Long Win Streak: 6
 Long Loss Streak: 2
 Highest Rank: 5th AP
 Vs. Ranked Teams: 0-2
 Coach: Stan Watts

DATE OPPONENT	SCORE	W/L
D 2	UCLA	75-58 W
D 3	UCLA	67-65 W
D 9	Oregon	72-61 W
D 10	Oregon	83-52 W
D 16	Colorado	70-53 W
D 17	Colorado	84-53 W
D 21	at No. 2 N. Carolina St.	81-95 L
D 22	at Wake Forest	80-86 L
D 27	vs. Toledo*	89-70 W
D 28	at Detroit*	99-77 W
D 30	at Michigan	79-80 L
J 6	at Montana	73-64 W
J 13	Colorado State	61-49 W
J 14	Wyoming	74-48 W
J 21	No. 14 Oklahoma City	60-62 L
J 28	at Utah State	56-63 L
F 3	New Mexico	87-53 W
F 4	Denver	81-65 W
F 9	Utah State	92-62 W
F 11	at Utah	63-82 L

F 17	at Colorado State	59-70	L
F 18	at Wyoming	78-67	W
F 24	Utah	77-82	L
F 25	Montana	95-73	W
M 1	at New Mexico	75-69	W
M 3	at Denver	96-86	W

* Motor City Tournament

1956-57

Record: 19-9
 Conference: 11-3, 1st SC
 Home: 11-1
 Road: 6-6
 Neutral: 2-2
 Postseason: 1-1 NCAA
 Long Win Streak: 7
 Long Loss Streak: 3
 Highest Rank: 14th UPI
 Final Rank: 14th UPI
 Vs. Ranked Teams: 1-1
 Coach: Stan Watts

DATE OPPONENT	SCORE	W/L
N 20	Oregon State	55-62 L
D 1	Washington	70-66 W
D 6	at Iowa State	48-57 L
D 8	at Michigan State	61-79 L
D 14	at UCLA	69-74 L
D 15	at UCLA	59-58 W
D 21	Bowling Green	73-56 W
D 22	Bowling Green	78-69 W
D 26	at St. John's*	89-75 W
D 28	vs. Notre Dame*	66-91 L
D 29	vs. Ohio State	84-78 W
J 4	Montana	85-68 W
J 11	at Colorado State	66-61 W
J 12	at Wyoming	82-71 W
J 18	at Utah State	75-76 L
J 25	Utah State	93-76 W
J 26	St. Mary's (Calif.)	69-65 W
F 2	at Denver	74-65 W
F 4	at New Mexico	73-60 W
F 10	Utah	81-77 W
F 15	Colorado State	81-66 W
F 16	Wyoming	69-47 W
F 21	at Utah	66-88 L
F 23	at Montana	63-71 L
M 1	New Mexico	67-41 W
M 2	Denver	65-51 W
M 15	vs. No. 13 California#	59-86 L
M 16	vs. No. 16 Idaho State#	65-54 W

* Holiday Festival Tournament

NCAA (Corvallis)

1957-58

Record: 13-13
 Conference: 9-5, 72nd SC
 Home: 8-4
 Road: 5-9
 Long Win Streak: 8
 Long Loss Streak: 5
 Coach: Stan Watts

DATE OPPONENT	SCORE	W/L
D 6	at Washington	45-43 W
D 7	at Washington	52-63 L
D 12	Iowa State	45-54 L
D 14	Portland	63-54 W
D 21	Oregon	55-63 L
D 23	Oregon	76-79 L
D 28	at Tennessee	68-83 L
D 30	at Alabama	74-77 L
J 2	at Vanderbilt	56-89 L
J 3	at Loyola (L.A.)	90-84 W
J 10	at Montana	69-71 L
J 11	at Montana State	64-80 L
J 17	Colorado State	90-80 W
J 18	Wyoming	62-50 W
J 24	at Utah	81-67 W
J 31	at Utah State	67-55 W
F 1	Montana State	67-53 W
F 7	New Mexico	66-53 W
F 8	Denver	72-60 W
F 15	Utah State	69-66 W
F 21	at Wyoming	46-74 L
F 22	at Colorado State	49-74 L
F 27	Utah	56-74 L
M 1	Montana	81-73 W
M 6	at Denver	57-65 L
M 8	at New Mexico	77-54 W

1958-59

Record: 15-11
 Conference: 8-6, 4th SC

Home: 11-2
 Road: 4-7
 Neutral: 0-2
 Long Win Streak: 5
 Long Loss Streak: 3
 Vs. Ranked Teams: 1-1
 Coach: Stan Watts

DATE OPPONENT	SCORE	W/L
D 3 at Portland	77-72	W
D 5 at Oregon (OT)	75-79	L
D 6 at Oregon	67-71	L
D 12 Washington State	72-59	W
D 15 No. 3 Kansas State	77-68	W
D 19 Santa Clara	80-59	W
D 20 Santa Clara	75-65	W
D 22 St. Mary's (Calif.)	72-67	W
D 27 vs. Dartmouth*	75-88	L
D 29 vs. Seton Hall* (OT)	80-82	L
J 1 at Ohio State	81-100	L
J 3 at Dayton	70-62	W
J 10 Montana	82-59	W
J 16 at Colorado State	62-72	L
J 17 at Wyoming	73-71	W
J 23 No. 20 Utah	56-70	L
J 30 Utah State	77-54	W
F 5 at New Mexico	85-77	W
F 7 at Denver	90-101	L
F 14 at Utah State	67-74	L
F 20 Wyoming	78-43	W
F 21 Colorado State	88-63	W
F 26 Utah (OT)	74-76	L
F 28 at Montana	68-93	L
M 6 Denver	72-67	W
M 7 New Mexico	92-62	W

* Queen City Invitational

1959-60

Record: 8-17
 Conference: 5-9, 5th SC
 Home: 4-7
 Road: 3-10
 Neutral: 1-0
 Long Win Streak: 5
 Long Loss Streak: 1
 Vs. Ranked Teams: 0-5
 Coach: Stan Watts

DATE OPPONENT	SCORE	W/L
D 4 Washington	54-52	W
D 5 Washington	52-60	L
D 11 at UCLA	42-62	L
D 12 at So. California	61-79	L
D 18 at Kansas State	55-86	L
D 19 at Kansas	64-96	L
D 21 Michigan State	79-75	W
D 22 No. 3 Ohio State	79-91	L
D 28 at Miami (Fla.)	93-110	L
D 29 vs. Florida	74-65	W
J 2 at Loyola (La.) (OT)	76-84	L
J 9 at Montana	63-58	W
J 15 Colorado State	51-53	L
J 16 Wyoming	73-52	W
J 22 at No. 7 Utah	69-76	L
J 29 at No. 9 Utah State	53-84	L
F 5 New Mexico	95-67	W
F 6 Denver	66-86	L
F 13 No. 7 Utah State	64-75	L
F 19 at Wyoming	75-70	W
F 20 at Colorado State	53-65	L
F 25 No. 5 Utah	75-87	L
F 27 Montana	67-87	L
M 3 at Denver	68-88	L
M 5 at New Mexico	75-69	W

1960-61

Record: 15-11
 Conference: 9-5, 3rd SC
 Home: 10-4
 Road: 4-6
 Neutral: 1-1
 Long Win Streak: 4
 Long Loss Streak: 2
 Vs. Ranked Teams: 1-1
 Coach: Stan Watts

DATE OPPONENT	SCORE	W/L
D 2 at Washington	65-63	W
D 3 at Washington	54-74	L
D 9 Oklahoma	56-60	L
D 10 Miami (Fla.)	112-80	W
D 12 TCU	74-65	W
D 15 Memphis State	72-75	L
D 17 New Mexico State	65-69	L

D 20 No. 20 Kansas	80-70	W
D 22 Kent State	66-51	W
D 27 at No. 5 Louisville	67-95	L
D 29 vs. Citadel*	83-94	L
D 30 vs. Louisiana St.*	67-57	L
J 7 Montana	74-66	W
J 13 at Colorado State	49-73	L
J 14 at Wyoming	71-79	L
J 20 Utah	91-86	W
J 27 Utah State	75-57	W
F 2 at New Mexico	97-76	W
F 4 at Denver	89-60	W
F 13 at Utah State	73-94	L
F 17 Wyoming	89-80	W
F 18 Colorado State	58-65	L
F 23 at Utah	80-95	L
F 25 at Montana	72-64	W
M 3 Denver	74-67	W
M 4 New Mexico	70-65	W

* Poinsettia Tournament

1961-62

Record: 10-16
 Conference: 5-9, 4th SC
 Home: 8-4
 Road: 2-12
 Long Win Streak: 2
 Long Loss Streak: 3
 Coach: Stan Watts

DATE OPPONENT	SCORE	W/L
D 1 UCLA	68-66	W
D 2 UCLA	86-83	W
D 8 at Santa Clara	53-64	L
D 9 at Santa Clara	55-72	L
D 15 at Oklahoma State	44-61	L
D 16 at Oklahoma	81-74	W
D 18 Air Force	66-68	L
D 20 San Jose State*	54-60	W
D 22 Pacific	69-67	W
D 27 at New Mexico St.	64-70	L
D 29 at Arizona	58-60	L
D 30 at Arizona State	54-94	L
J 6 at Montana	63-59	W
J 12 Wyoming	73-63	W
J 13 Colorado State	69-75	L
J 23 at Utah	89-94	L
J 26 at Utah State	69-88	L
F 2 Denver	98-73	W
F 3 New Mexico	76-74	W
F 10 Utah State	70-80	L
F 15 at Colorado State	65-73	L
F 17 at Wyoming	71-87	L
F 22 Montana	101-86	W
F 24 Utah	101-106	L
M 1 at New Mexico	70-80	L
M 3 at Denver	88-91	L

* SJSU forfeited game

1962-63

Record: 12-14
 Conference: 6-4, 2nd WAC
 Home: 7-7
 Road: 4-7
 Neutral: 1-0
 Long Win Streak: 4
 Long Loss Streak: 5
 Vs. Ranked Teams: 0-3
 Coach: Stan Watts

DATE OPPONENT	SCORE	W/L
N 30 at Oregon	80-75	W
D 1 Oregon	62-80	L
D 7 Oklahoma City	71-79	L
D 8 Oklahoma City	61-70	L
D 14 Wichita State	61-67	L
D 15 Wichita State (OT)	89-91	L
D 21 Baylor	79-65	W
D 22 Baylor	75-57	W
D 26 at La Salle*	84-73	W
D 28 vs. Providence*	81-78	W
D 29 at St. Joseph's*	64-76	L
D 31 at No. 2 Ohio State	91-97	L
J 2 at Memphis State	76-99	L
J 5 at Utah State	58-69	L
J 11 at No. 3 Arizona State	84-89	L
J 12 at Arizona	80-75	W
J 19 Utah	71-53	L
J 26 Utah State	67-70	L
F 2 Montana	83-80	W
F 8 New Mexico	76-73	W
F 9 Wyoming	89-77	W
F 15 Arizona	77-72	W
F 16 No. 5 Arizona State	87-104	L

F 23 at Utah	100-106	L
F 28 at Wyoming	80-76	W
M 2 at New Mexico	59-84	L

* Quaker City Tournament

1963-64

Record: 13-12
 Conference: 5-5, 3rd WAC
 Home: 7-4
 Road: 4-7
 Neutral: 2-1
 Long Win Streak: 4
 Long Loss Streak: 3
 Vs. Ranked Teams: 0-1
 Coach: Stan Watts

DATE OPPONENT	SCORE	W/L
D 6 at UCLA	71-113	L
D 7 at So. California	74-67	W
D 12 Oklahoma State	64-71	L
D 14 Air Force	61-65	L
D 20 Rice	89-78	W
D 23 Michigan State	95-90	W
D 27 vs. Seattle*	77-74	W
D 28 vs. Oregon*	80-70	W
D 30 vs. No. 9 Oregon State	58-68	L
J 2 at Montana	89-65	W
J 4 at Montana State	96-83	W
J 10 New Mexico	57-59	L
J 11 Wyoming	96-91	W
J 18 at Denver	65-71	L
J 25 at Utah State	90-105	L
J 31 Utah State	73-90	L
F 1 Denver	57-56	W
F 8 at Utah	89-91	L
F 14 at Arizona State	85-110	L
F 15 at Arizona	67-80	L
F 22 Utah	75-72	W
F 28 Arizona State	106-90	W
F 29 Arizona	84-71	W
M 5 at New Mexico	80-84	L
M 7 at Wyoming	96-90	W

* Far West Classic

1964-65

Record: 21-7
 Conference: 8-2, 1st WAC
 Home: 13-2
 Road: 6-4
 Neutral: 2-1
 Postseason: 0-2 NCAA
 Long Win Streak: 7
 Long Loss Streak: 2
 Highest Rank: 9th AP
 Final Rank: 9th AP
 Vs. Ranked Teams: 0-3
 Coach: Stan Watts

DATE OPPONENT	SCORE	W/L
D 4 Oregon	99-70	W
D 5 Oregon	98-79	W
D 11 at No. 2 Wichita State	76-93	L
D 12 at No. 2 Wichita State	65-81	L
D 18 Santa Clara	102-82	W
D 19 Santa Clara	109-80	W
D 22 Ohio State	112-71	W
D 28 vs. Creighton*	109-74	W
D 29 vs. DePaul*	75-84	L
D 30 vs. Xavier*	115-103	W
J 6 Seattle	92-72	W
J 9 at Utah State	99-90	W
J 15 at Arizona	73-75	L
J 16 at Arizona State	111-102	W
J 23 Utah	98-67	W
J 29 at Air Force	110-77	W
J 30 at Denver	96-85	W
F 4 Marquette	91-64	W
F 6 Utah State	89-80	W
F 11 at Wyoming	96-94	W
F 13 at New Mexico	70-89	L
F 20 at Utah	108-99	W
F 26 Arizona	92-88	W
F 27 Arizona State	104-91	W
M 5 Wyoming	102-87	W
M 6 New Mexico	70-67	W
M 13 No. 2 UCLA#	76-100	L
M 14 Oklahoma City#	102-112	L

* All College Tournament

NCAA (Provo)

1965-66

Record: 20-5
 Conference: 6-4, 2nd WAC
 Home: 10-1

ALL-TIME SEASON RESULTS



Road: 5-5
 Neutral: 5-0
 Postseason: 3-0 (NIT Champions)
 Long Win Streak: 6
 Long Loss Streak: 2
 Highest Rank: 6th AP
 Vs. Ranked Teams: 1-0
 Coach: Stan Watts

DATE OPPONENT	SCORE	W/L
D 3 Illinois	109-98	W
D 4 Houston	111-82	W
D 10 at Americas (exh.)	123-66	W
D 17 at Santa Clara	103-85	W
D 18 at Santa Clara	87-79	W
D 21 No. 2 St. Joseph's	103-83	W
D 27 at La Salle	69-71	L
D 29 vs. St. Bonaventure	99-87	W
D 30 vs. Cornell	105-92	W
J 7 Arizona State	95-81	W
J 8 Arizona	87-74	W
J 13 at New Mexico	78-81	L
J 15 at Wyoming	101-107	L
J 22 Utah State	115-81	W
F 5 at Utah	94-93	W
F 11 at Utah State	96-88	W
F 12 Denver	102-76	W
F 18 at Arizona State	94-101	L
F 19 at Arizona	62-76	L
F 25 New Mexico	89-60	W
F 26 Wyoming	98-90	W
M 5 Utah	115-100	W
M 14 vs. Temple+	90-78	W
M 17 vs. Army+	66-60	W
M 19 vs. NYU+	97-84	W
+ NIT (New York)		

1966-67

Record: 14-10
 Conference: 8-2, T1st WAC
 Home: 10-0
 Road: 3-7
 Neutral: 1-3
 Long Win Streak: 5
 Long Loss Streak: 2
 Highest Rank: 7th AP
 Vs. Ranked Teams: 1-2
 Coach: Stan Watts

DATE OPPONENT	SCORE	W/L
D 2 New Mexico State	97-66	W
D 9 Denver	87-64	W
D 10 St. Mary's (Calif.)	108-57	W
D 16 at Seattle (OT)	83-85	L
D 17 at Oregon State	76-92	L
D 20 Loyola (Ill.)	113-98	W
D 26 vs. St. Joseph's*	61-67	L
D 27 vs. St. Bonaventure*	96-84	W
D 30 at No. 8 St. John's*	73-76	L
J 2 at Marquette	70-81	L
J 6 Utah State	92-66	W
J 13 at Arizona	77-64	W
J 14 at Arizona St. (OT)	78-74	W
J 20 Wyoming	97-75	W
J 21 No. 9 New Mexico	89-73	W
J 28 vs. No. 6 UTEP	76-85	L
F 4 at Utah State	88-113	L
F 11 at Utah	64-62	W
F 17 Utah	61-60	W
F 23 at New Mexico	75-97	L
F 25 at Wyoming	56-67	L
M 3 Arizona State	110-93	W
M 4 Arizona	70-58	W
M 11 vs. Wyoming	63-70	L

1967-68

Record: 13-12
 Conference: 4-6, T4th WAC
 Home: 8-2
 Road: 2-10
 Neutral: 3-0
 Long Win Streak: 3
 Long Loss Streak: 3
 Vs. Ranked Teams: 0-3
 Coach: Stan Watts

DATE OPPONENT	SCORE	W/L
D 2 at Denver	88-78	W
D 4 Texas Tech	72-58	W
D 9 Texas	63-50	W
D 14 at Illinois	55-63	L
D 16 at No. 2 Houston	69-102	L
D 22 Santa Clara	75-80	L

D 23 Santa Clara	91-46	W
D 28 vs. Xavier*	87-75	W
D 29 vs. Virginia Tech*	97-64	W
D 30 at Oklahoma City*	88-91	L
J 1 at St. Joseph's	74-88	L
J 6 Utah State	104-98	W
J 12 Arizona	72-62	W
J 13 Arizona State	94-78	W
J 18 at Wyoming	70-81	L
J 20 at No. 6 New Mexico	69-84	L
J 26 vs. UTEP	81-59	W
J 27 at Loyola (Ill.)	65-67	L
F 1 at Utah State	118-103	W
F 10 at Utah	89-91	L
F 16 No. 5 New Mexico	67-76	L
F 17 Wyoming	101-77	W
F 24 Utah	93-90	W
M 1 at Arizona State	97-99	L
M 2 at Arizona	85-96	L

* All College Tournament

1968-69

Record: 16-12
 Conference: 6-4, T1st WAC
 Home: 11-1
 Road: 2-9
 Neutral: 3-2
 Postseason: 0-1 NCAA
 Long Win Streak: 5
 Long Loss Streak: 2
 Vs. Ranked Teams: 0-2
 Coach: Stan Watts

DATE OPPONENT	SCORE	W/L
N 30 So. California	95-86	W
D 5 at New Mexico St.	65-83	L
D 7 Seattle	102-90	W
D 13 at San Francisco*	75-79	L
D 14 vs. No. 12 Houston*	75-98	L
D 20 Oregon State	89-67	W
D 21 Denver	97-67	W
D 23 Syracuse	73-77	L
D 26 vs. California ^	82-74	W
D 28 vs. Oregon ^ (OT)	74-82	L
D 30 vs. Oregon State ^	69-64	W
J 3 at Stanford	95-89	W
J 4 at Stanford	78-94	L
J 11 at Utah State	84-91	L
J 16 Wyoming	89-78	W
J 18 New Mexico	75-65	W
J 23 at Arizona	70-76	L
J 25 at Arizona State	94-109	L
J 30 Utah State	113-82	W
F 1 St. Francis	98-85	W
F 8 Utah	73-67	W
F 13 Arizona St.	102-89	W
F 15 Arizona	70-66	W
F 22 at Utah	85-98	L
F 27 at New Mexico (OT)	77-71	W
M 1 at Wyoming	69-79	L
M 5 vs. Wyoming	95-82	W
M 8 at New Mexico St. #	62-74	L

* Cable Car Classic
 ^ Far West Classic
 # NCAA (Las Cruces)

1969-70

Record: 8-18
 Conference: 4-10, 7th WAC
 Home: 6-6
 Road: 1-10
 Neutral: 1-2
 Long Win Streak: 2
 Long Loss Streak: 7
 Vs. Ranked Teams: 0-2
 Coach: Stan Watts

DATE OPPONENT	SCORE	W/L
D 5 California	98-79	W
D 6 California	75-77	L
D 11 No. 3 New Mexico St. (OT)	78-80	L
D 13 San Jose State	92-77	W
D 18 at Texas Tech	88-81	W
D 20 at Texas (2OT)	73-76	L
D 22 at Denver	56-73	L
D 27 vs. Cornell*	62-68	L
D 29 vs. Georgia* (2OT)	89-82	W
D 30 vs. Wake Forest*	93-108	L
J 3 at Utah	76-82	L
J 8 at Arizona	77-90	L
J 10 at Arizona State	88-98	L
J 15 at Utah State	94-97	L
J 24 Utah	81-91	L
J 29 New Mexico	77-90	L

J 31 UTEP	87-72	W
F 5 at Colorado State	71-94	L
F 7 at Wyoming	73-98	L
F 12 Arizona State	97-91	W
F 13 Arizona	93-78	W
F 19 Wyoming	71-73	L
F 21 Colorado State	96-84	W
F 26 at UTEP	70-81	L
F 28 at New Mexico	68-82	L
M 4 No. 18 Utah State	73-86	L

* Quaker City Tournament

1970-71

Record: 18-11
 Conference: 10-4, 1st WAC
 Home: 12-0
 Road: 5-9
 Neutral: 1-2
 Postseason: 0-2 NCAA
 Long Win Streak: 5
 Long Loss Streak: 3
 Highest Rank: 20th AP
 Final Rank: 20th AP
 Vs. Ranked Teams: 3-3
 Coach: Stan Watts

DATE OPPONENT	SCORE	W/L
D 4 Stanford	70-62	W
D 5 Stanford	85-64	W
D 7 New Mexico State	86-75	W
D 11 at No. 9 So. California	65-101	L
D 12 at Oregon State	80-99	L
D 14 at Seattle	80-99	L
D 16 Denver	100-72	W
D 19 No. 15 Utah State	111-83	W
D 22 at Santa Clara*	68-67	W
D 29 vs. No. 11 Villanova* (OT)	102-93	W
D 30 at Hawaii*	90-94	L
J 8 at New Mexico	72-62	W
J 9 at UTEP	64-66	L
J 15 Colorado State	75-73	W
J 17 Wyoming	82-68	W
J 23 at No. 12 Utah State	70-72	L
J 28 at Arizona State	86-87	L
J 30 at Arizona	76-81	L
F 6 Utah	103-89	W
F 11 UTEP	75-48	W
F 13 New Mexico	70-68	W
F 19 at Wyoming	72-78	L
F 20 at Colo. St. (2OT)	95-83	W
F 26 Arizona	98-92	W
F 27 Arizona State	83-74	W
M 6 at Utah	98-87	W
M 13 at No. 16 Utah State	91-82	W
M 18 vs. No. 1 UCLA#	73-91	L
M 20 vs. Pacific#	81-84	L

* Rainbow Classic
 # NCAA (Salt Lake City)

1971-72

Record: 21-5
 Conference: 12-2, 1st WAC
 Home: 12-0
 Road: 7-3
 Neutral: 2-2
 Postseason: 0-1 NCAA
 Long Win Streak: 10
 Long Loss Streak: 1
 Highest Rank: 6th AP
 Final Rank: 9th AP
 Vs. Ranked Teams: 0-2
 Coach: Stan Watts

DATE OPPONENT	SCORE	W/L
D 3 Kansas State*	78-72	W
D 4 St. Joseph's*	73-72	W
D 9 New Mexico State	90-80	W
D 11 Creighton	96-68	W
D 15 at Oklahoma State	84-74	W
D 17 at Kansas ^	67-83	L
D 18 vs. Cincinnati ^	82-79	W
D 22 at Utah State	87-84	W
D 28 vs. No. 7 Indiana+	50-61	L
D 29 vs. Rice+	96-73	W
J 7 Arizona State	111-102	W
J 8 Arizona	88-67	W
J 15 at Utah	67-61	W
J 22 Utah State	101-82	W
J 27 at Colorado State	75-68	W
J 29 at Wyoming	101-74	W
F 3 New Mexico	70-62	W
F 5 UTEP (2OT)	57-53	W
F 11 at Arizona	86-78	W
F 12 at Arizona State	95-99	L

F 19	Utah	79-66	W
F 25	Wyoming	70-56	W
F 26	Colorado State	105-85	W
M 3	at UTEP	69-73	L
M 4	at New Mexico	61-60	W
M 11	vs. No. 5 LBSU# (OT)	90-95	L
* BYU Basketball Classic			
^ Jayhawk Classic			
+ Old Dominion Classic			
# NCAA (Pocastello)			

1972-73



GLENN POTTER
Years: 1972-75 (3)
Record: 42-36 (.538)

Record: 19-7
Conference: 9-5, T2nd WAC
Home: 11-3
Road: 5-3
Neutral: 3-1
Long Win Streak: 9
Long Loss Streak: 2
Highest Rank: 12th AP
Vs. Ranked Teams: 2-1
Coach: Glenn Potter

DATE	OPPONENT	SCORE	W/L
D 1	Santa Clara	84-73	W
D 2	Santa Clara	64-66	L
D 7	vs. No. 18 Michigan	83-77	W
D 9	Wisconsin-Mil.	101-83	W
D 13	Oklahoma State	96-69	W
D 16	Utah State	88-80	W
D 22	Cal-State Ful.	89-68	W
D 28	vs. Texas A&M*	83-81	W
D 29	vs. No. 12 Florida State*	80-77	W
D 30	vs. No. 6 LBSU*	89-101	L
J 5	Colorado St. (OT)	86-93	L
J 6	Wyoming	62-58	W
J 11	at New Mexico	62-69	L
J 12	at UTEP	56-55	W
J 17	Niagara	93-83	W
J 20	at Utah State	79-69	W
J 25	Arizona	93-79	W
J 27	Arizona State	81-67	W
F 3	Utah	89-73	W
F 9	at Wyoming	67-54	W
F 10	at Colorado State	78-74	W
F 15	UTEP	48-43	W
F 17	New Mexico	66-76	L
F 23	at Arizona State	90-86	W
F 24	at Arizona	94-100	L
M 3	at Utah	71-86	L

* All College Tournament

1973-74

Record: 11-15
Conference: 6-8, 6th WAC
Home: 6-4
Road: 3-10
Neutral: 2-1
Long Win Streak: 3
Long Loss Streak: 4
Vs. Ranked Teams: 1-3
Coach: Glenn Potter

DATE	OPPONENT	SCORE	W/L
N 30	Weber State	77-76	W
D 1	Idaho State	83-82	W
D 7	at New Mexico St.	72-78	L
D 8	at New Mexico St.	74-93	L
D 13	at Denver	97-87	W
D 15	at No. 15 Kansas State	85-95	L
D 17	at Creighton in Omaha	86-99	L
D 22	Utah State	86-87	L
D 26	vs. No. 7 Indiana*	52-96	L
D 28	vs. Army*	81-72	W
D 29	vs. West Virginia*	85-83	W
J 4	at UTEP	62-58	W
J 5	at No. 12 New Mexico	75-84	L
J 12	at Utah	86-104	L
J 19	at Utah State	86-93	L
J 25	No. 20 Arizona State	89-71	W
J 26	Arizona	91-93	L
J 31	at Colorado State	52-69	L
F 2	at Wyoming (OT)	78-75	W
F 7	New Mexico	77-96	L
F 9	UTEP	56-54	W
F 16	Utah	74-89	L
F 21	at Arizona	90-118	L
F 23	at Arizona State	77-100	L
F 28	Wyoming	74-62	W
M 2	Colorado State	70-69	W

* Far West Classic

1974-75

Record: 12-14
Conference: 5-9, 6th WAC
Home: 9-6
Road: 3-8
Long Win Streak: 3
Long Loss Streak: 4
Vs. Ranked Teams: 1-4
Coach: Glenn Potter

DATE	OPPONENT	SCORE	W/L
N 29	Texas	80-72	W
D 6	at Weber State	63-76	L
D 7	Wichita State	69-80	L
D 13	at San Francisco	84-103	L
D 14	at Seattle	85-72	W
D 20	Rhode Island	82-49	W
D 21	Denver	90-89	W
D 28	Utah State	79-83	L
D 30	Bradley	100-87	W
D 31	Davidson	90-76	W
J 4	NE Louisiana	100-81	W
J 10	No. 12 Arizona State	80-110	L
J 11	No. 10 Arizona	66-83	L
J 18	at Utah	73-91	L
J 24	at UTEP	60-86	L
J 25	at New Mexico	96-78	W
F 1	at Utah State	84-92	L
F 7	Colorado State	88-75	W
F 8	Wyoming	75-73	W
F 14	at No. 19 Arizona	81-97	L
F 15	at No. 8 Arizona State	79-99	L
F 22	Utah	73-79	L
F 28	New Mexico (OT)	72-77	L
M 1	No. 15 UTEP	65-54	W
M 7	at Wyoming	67-64	W
M 8	at Colorado State	81-92	L

1975-76

Record: 12-14
Conference: 6-8, T5th WAC
Home: 7-5
Road: 4-9
Neutral: 1-0
Long Win Streak: 3
Long Loss Streak: 5
Coach: Frank Arnold

DATE	OPPONENT	SCORE	W/L
D 4	at Pacific	66-71	L
D 6	at Pacific	89-62	W
D 12	Long Beach State*	84-76	W
D 13	St. John's*	65-78	L
D 17	at Utah State	76-87	L
D 19	Nevada-Reno	85-76	W
D 20	Weber State	89-80	W
D 22	at New Mexico St.	79-90	L
D 29	vs. Texas^ (OT)	91-86	W
D 30	at Old Dominion^	80-77	W
J 2	at Niagara	60-75	L
J 10	Utah State	73-75	L
J 16	at Arizona	78-79	L
J 17	at Arizona State	68-83	L
J 24	Utah	74-76	L
J 30	New Mexico	81-67	W

J 31	UTEP	56-57	L
F 6	at Wyoming	94-80	W
F 7	at Colorado State	84-93	L
F 13	Arizona State	93-89	W
F 14	Arizona (OT)	79-74	W
F 21	at Utah	84-83	W
F 26	at UTEP	50-51	L
F 28	at New Mexico	74-79	L
M 5	Colorado State	81-85	L
M 6	Wyoming	82-60	W

* Cougar Classic
^ Old Dominion Classic

1976-77

Record: 12-15
Conference: 4-10, 7th WAC
Home: 6-6
Road: 4-9
Neutral: 2-0
Long Win Streak: 3
Long Loss Streak: 5
Vs. Ranked Teams: 0-4
Coach: Frank Arnold

DATE	OPPONENT	SCORE	W/L
N 26	Idaho State	102-84	W
N 27	at Weber State	75-96	L
D 1	Boise State	76-75	W
D 4	at Utah State (OT)	93-95	L
D 10	Seattle*	91-65	W
D 11	Niagara*	65-52	W
D 18	at Davidson	89-61	W
D 20	at No. 11 N. Carolina	93-113	L
D 22	at Wichita State	63-69	L
D 27	vs. St. Joseph's^	68-56	W
D 29	at Oklahoma City^	68-78	L
D 30	vs. California^	75-70	W
J 8	Utah State	85-77	W
J 14	Colorado State	41-49	L
J 15	Wyoming	97-64	W
J 20	at Arizona St. (OT)	84-86	L
J 22	at No. 16 Arizona	85-113	L
J 27	UTEP	54-62	L
J 29	New Mexico	65-73	L
F 5	at Utah	61-81	L
F 10	at Wyoming	82-72	W
F 12	at Colorado State	67-78	L
F 17	No. 17 Arizona	62-64	L
F 19	Arizona State	65-84	L
F 25	at New Mexico	88-80	W
F 26	at UTEP	65-63	W
M 5	No. 20 Utah	54-67	L

* Cougar Classic
^ All College Tournament

1977-78

Record: 12-18
Conference: 6-8, T4th WAC
Home: 9-4
Road: 3-12
Neutral: 0-2
Long Win Streak: 3
Long Loss Streak: 4
Vs. Ranked Teams: 0-4
Coach: Frank Arnold



FRANK ARNOLD
Years: 1975-83 (8)
Record: 137-94 (.593)

ALL-TIME SEASON RESULTS



DATE	OPPONENT	SCORE	W/L
N 26	at UCLA	73-75	L
N 28	Long Beach State	100-91	W
N 29	at Nevada-Reno	66-100	L
D 3	at Idaho State	87-94	L
D 9	Montana*	72-76	L
D 10	Cal-St. Fullerton*	75-80	L
D 13	McNeese State	78-68	W
D 16	at Illinois	74-81	L
D 17	at Bradley	86-79	W
D 21	at Utah State	89-91	L
D 23	at San Diego St.	88-104	L
D 28	vs. No. 2 N. Carolina ^	81-94	L
D 29	vs. Rhode Island ^	87-92	L
D 30	at Hawaii ^	88-78	W
J 3	Weber State	81-76	W
J 7	Utah State (2OT)	85-84	W
J 12	at Wyoming	82-89	L
J 14	at Colorado State	66-76	L
J 19	Arizona	87-86	W
J 21	Arizona State	96-89	W
J 26	at No. 10 New Mexico	82-95	L
J 28	at UTEP (OT)	78-76	W
F 4	Utah	76-89	L
F 10	Colorado State	98-81	W
F 11	Wyoming	76-56	W
F 16	at Arizona State	75-76	L
F 18	at Arizona	90-104	L
F 23	UTEP	73-64	W
F 25	No. 5 New Mexico	66-71	L
M 4	at No. 19 Utah	74-81	L

* Cougar Classic
^ Rainbow Classic

1978-79

Record: 20-8
Conference: 10-2, 1st WAC
Home: 14-0
Road: 5-6
Neutral: 1-2
Postseason: 0-1 NCAA
Long Win Streak: 5
Long Loss Streak: 2
Vs. Ranked Teams: 0-2
Coach: Frank Arnold

DATE	OPPONENT	SCORE	W/L
N 24	Hawaii	93-69	W
N 25	Portland State	111-82	W
D 1	at Baylor	92-86	W
D 2	at No. 13 Texas	57-96	L
D 6	Utah State	99-80	W
D 8	St. Joseph's*	90-71	W
D 9	Purdue*	76-64	W
D 14	at Rhode Island	76-85	L
D 16	at St. John's	83-90	L
D 21	Harvard	113-72	W
D 23	Oral Roberts	120-104	W
D 29	vs. Georgia Tech ^	81-83	L
D 30	vs. Houston ^	84-77	W
J 4	Denver	92-53	W
J 6	at Utah State	68-84	L
J 11	UTEP	80-56	W
J 13	New Mexico	100-83	W
J 20	at Utah	90-76	W
J 25	at Colorado State	98-83	W
J 27	at Wyoming (OT)	69-71	L
F 3	San Diego State	88-80	W
F 9	at New Mexico	65-66	L
F 10	at UTEP	77-68	W
F 17	Utah	76-50	W
F 22	Wyoming	78-73	W
F 24	Colorado State	66-61	W
M 1	at San Diego State	96-95	W
M 10	vs. No. 19 San Francisco*	63-86	L

* Cougar Classic
^ Pillsbury Holiday Classic
NCAA (Tucson)

1979-80

Record: 24-5
Conference: 13-1, 1st WAC
Home: 12-2
Road: 10-1
Neutral: 2-2
Postseason: 0-1 NCAA
Long Win Streak: 12
Long Loss Streak: 1
Highest Rank: 12th AP
Final Rank: 12th AP
Vs. Ranked Teams: 0-1
Coach: Frank Arnold

DATE	OPPONENT	SCORE	W/L
------	----------	-------	-----

N 30	Illinois	76-86	L
D 1	Baylor	100-58	W
D 7	at Tulsa	73-71	W
D 8	at Oral Roberts	76-75	W
D 11	Cal-St. Fullerton	80-64	W
D 14	UC-Santa Barbara*	87-65	W
D 15	La Salle* (3OT)	108-106	W
D 18	at Long Beach St.	76-78	L
D 22	at Utah State	89-84	W
D 26	vs. Penn State ^	58-50	W
D 28	vs. No. 18 Oregon St. ^	71-86	L
D 29	vs. NC-Charlotte ^	104-91	W
J 3	at New Mexico	75-63	W
J 5	at UTEP	70-69	W
J 12	Utah	89-72	W
J 18	Wyoming	53-56	L
J 19	Colorado State	104-82	W
J 24	at San Diego St.	123-91	W
J 26	at Hawaii	34-33	W
J 31	UTEP	89-81	W
F 2	New Mexico	89-68	W
F 9	at Utah	83-82	W
F 12	Utah State	84-83	W
F 16	Alaska	93-59	W
F 21	at Colorado State	111-86	W
F 23	at Wyoming	39-30	W
F 28	Hawaii	107-82	W
M 1	San Diego State	114-81	W
M 8	vs. Clemson#	66-71	L

* Cougar Classic
^ Far West Classic
NCAA (Ogden)

1980-81

Record: 25-7
Conference: 12-4, 3rd WAC
Home: 13-0
Road: 8-6
Neutral: 4-1
Postseason: 3-1 NCAA
Long Win Streak: 7
Long Loss Streak: 1
Highest Rank: 15th AP
Final Rank: 16th AP
Vs. Ranked Teams: 4-2
Coach: Frank Arnold

DATE	OPPONENT	SCORE	W/L
N 28	at Washington	80-70	W
N 29	at Oregon State	68-75	L
D 6	at Utah State	82-79	W
D 12	North Texas*	108-92	W
D 13	St. Mary's*	95-76	W
D 16	Michigan State	82-50	W
D 19	vs. No. 17 Illinois ^	80-75	W
D 20	at Tennessee ^	65-81	L
D 23	at Weber State	85-78	W
D 27	Utah State	104-89	W
J 2	at Air Force	77-65	W
J 3	at UNLV (OT)	92-90	W
J 8	San Diego State	84-73	W
J 10	Hawaii	91-74	W
J 15	at New Mexico	92-87	W
J 17	at UTEP	62-64	L
J 23	Colorado State	66-46	W
J 24	Wyoming	84-70	W
J 31	at No. 9 Utah	56-60	L
F 6	UNLV	86-77	W
F 7	Air Force	62-51	W
F 12	at Hawaii	77-72	W
F 14	at San Diego St.	72-73	L
F 19	UTEP	84-75	W
F 21	New Mexico	78-72	W
F 26	at Wyoming (2OT)	84-86	L
F 28	at Colorado State	80-69	W
M 7	No. 9 Utah	95-76	W
M 12	vs. Princeton#	60-51	W
M 14	vs. No. 10 UCLA#	78-55	W
M 19	vs. No. 7 Notre Dame#	51-50	W
M 21	vs. No. 5 Virginia#	60-74	L

* Cougar Classic
^ Volunteer Classic
NCAA (Princeton/Atlanta)

1981-82

Record: 17-13
Conference: 9-7, T4th WAC
Home: 11-5
Road: 6-7
Neutral: 0-1
Postseason: 0-1 NIT
Long Win Streak: 6
Long Loss Streak: 3
Highest Rank: 15th AP

Vs. Ranked Teams: 0-1
Coach: Frank Arnold

DATE	OPPONENT	SCORE	W/L
N 21	vs. Virginia*	61-63	L
N 27	at UCLA	79-75	W
N 28	at Cal-St. Fullerton	81-66	W
D 4	Oregon State	44-56	L
D 5	No. 18 UNLV	63-66	W
D 8	at Utah State	51-43	W
D 11	Idaho State ^	77-71	W
D 12	Western Carolina ^	86-63	W
D 15	Weber State	63-55	W
D 18	at Princeton	39-38	W
D 22	Cal Poly-Pomona	89-65	W
D 26	Utah State	74-79	L
J 2	UTEP	67-60	W
J 4	New Mexico	76-58	W
J 7	at Colorado State	40-50	L
J 9	at Wyoming	42-61	L
J 15	Utah	74-51	W
J 21	Air Force	54-40	W
J 23	Wyoming	25-27	L
J 28	at San Diego St.	66-80	L
J 30	at Hawaii	60-62	L
F 6	Colorado State	60-54	W
F 12	at UNLV	50-52	L
F 13	at Air Force	49-41	W
F 19	at Utah	61-68	L
F 25	Hawaii	75-66	W
F 27	San Diego State	106-66	W
M 4	at UTEP	45-43	W
M 6	at New Mexico	65-67	L
M 10	Washington+	63-66	L

* Hall of Fame Classic
+ Cougar Classic
+ NIT (Provo)

1982-83

Record: 15-14
Conference: 11-5, T1st WAC
Home: 9-6
Road: 6-7
Neutral: 0-1
Long Win Streak: 5
Long Loss Streak: 5
Vs. Ranked Teams: 0-1
Coach: Frank Arnold

DATE	OPPONENT	SCORE	W/L
N 26	UCLA	82-85	L
N 27	Iowa	80-91	L
N 30	Utah State	69-75	L
D 4	at Michigan State	55-63	L
D 10	Long Beach St.* (OT)	77-81	L
D 11	Fordham*	70-62	W
D 14	at Utah State	68-80	L
D 18	at Boise State	68-67	W
D 21	Providence	66-52	W
D 27	at No. 7 St. John's ^	64-75	L
D 29	vs. St. Joseph's ^	65-68	L
D 31	Princeton	51-32	W
J 6	at Weber State (2OT)	81-84	L
J 14	San Diego State	96-74	W
J 15	Hawaii	86-62	W
J 20	at Colorado State	77-63	W
J 22	at Wyoming	82-64	W
J 24	at Air Force	73-61	W
J 27	UTEP	49-65	L
J 29	New Mexico	66-48	W
F 5	at Utah	72-75	L
F 10	at Hawaii	69-80	L
F 12	at San Diego State	69-67	W
F 17	Colorado State	69-58	W
F 19	Air Force	66-57	W
F 25	at New Mexico	70-71	L
F 27	at UTEP	58-54	W
M 5	Utah (3OT)	62-64	L
M 12	Wyoming	54-41	W

* Cougar Classic
^ Holiday Festival

1983-84

Record: 20-11
Conference: 12-4, 2nd WAC
Home: 14-1
Road: 5-8
Neutral: 1-2
Postseason: 1-1 NCAA
Long Win Streak: 4
Long Loss Streak: 2
Vs. Ranked Teams: 1-5
Coach: Ladell Andersen

DATE	OPPONENT	SCORE	WL
N 26	at Utah State	78-90	L
N 30	Hofstra	119-84	W
D 9	Utah State*	81-83	L
D 10	St. Mary's (Calif.)*	106-74	W
D 16	vs. Virginia Comm. ^	81-77	W
D 17	at No. 2 Kentucky ^	59-93	L
D 21	Oregon	79-78	W
D 23	Boise State	66-54	W
D 28	at No. 7 UCLA	73-82	L
J 7	Weber State (OT)	86-81	W
J 14	Utah (2OT)	113-105	W
J 19	at Hawaii	95-77	W
J 21	at San Diego St.	75-79	L
J 26	Wyoming	74-61	W
J 28	Air Force	69-49	W
J 30	Colorado State	73-57	W
F 2	at New Mexico	86-73	W
F 4	at No. 7 UTEP	77-86	L
F 8	at Utah	82-79	W
F 11	at No. 3 Georgetown	51-67	L
F 14	Hawaii (2OT)	87-85	W
F 16	San Diego St. (OT)	94-92	W
F 18	Notre Dame	68-64	W
F 23	at Colorado State	65-70	L
F 25	at Wyoming	55-56	L
F 27	at Air Force	71-67	W
M 1	No. 8 UTEP	83-65	W
M 3	New Mexico	80-73	W
M 9	vs. New Mexico+	55-64	L
M 15	at UAB#	84-68	W
M 17	vs. No. 3 Kentucky#	68-93	L

* Cougar Classic
 ^ Kentucky Invitational
 + WAC Tournament (El Paso)
 # NCAA (Birmingham)

1984-85

Record: 15-14
 Conference: 9-7, T3rd WAC
 Home: 9-5
 Road: 4-7
 Neutral: 2-2
 Long Win Streak: 5
 Long Loss Streak: 4
 Vs. Ranked Teams: 1-0
 Coach: Ladell Andersen

DATE	OPPONENT	SCORE	WL
N 30	vs. La Salle*	73-74	L
D 1	vs. Pacific*	72-63	W
D 4	Utah State	93-97	L
D 8	at Weber State	79-87	L
D 11	at Utah State (OT)	91-92	L
D 14	SW Missouri ^	66-46	W
D 15	Hofstra ^	86-76	W
D 19	UCLA	89-81	W
D 22	No. 7 Washington	84-75	W
D 28	vs. Villanova+	61-91	L
D 29	vs. Yale+	73-58	W
J 3	UTEP	62-60	W
J 5	New Mexico	70-76	L
J 12	at San Diego St.	70-89	L
J 14	at Hawaii (OT)	88-78	W
J 17	at Air Force	79-72	W

J 19	at Colorado State	65-64	W
J 24	Wyoming	78-65	W
J 26	at Utah	63-62	W
J 31	San Diego State	71-77	L
F 2	Air Force	66-60	W
F 7	at New Mexico	74-76	L
F 9	at UTEP (3OT)	86-97	L
F 14	Colorado State	77-69	W
F 16	Air Force	71-61	W
F 23	at Notre Dame	58-67	L
F 28	at Wyoming	66-78	L
M 2	Utah (3OT)	85-86	L
M 4	Air Force**	79-82	L

* Stanford Invitational
 ^ Cougar Classic
 + Cotton States Classic
 ** WAC Tournament (Provo)

1985-86

Record: 18-14
 Conference: 11-5, 4th WAC
 Home: 12-4
 Road: 5-8
 Neutral: 1-2
 Postseason: 2-1 NIT
 Long Win Streak: 12
 Long Loss Streak: 3
 Vs. Ranked Teams: 2-1
 Coach: Ladell Andersen

DATE	OPPONENT	SCORE	WL
N 30	Washington State	65-69	L
D 3	at Utah State	80-82	L
D 6	vs. TCU*	50-63	L
D 7	vs. Fordham*	75-72	W
D 10	Utah State	76-88	L
D 13	Long Beach State ^	94-75	W
D 14	Pepperdine ^	73-83	L
D 19	at Washington	68-74	L
D 21	at Oregon	69-72	L
D 28	Weber State (OT)	88-86	W
J 2	at No. 19 UTEP	64-69	L
J 4	at New Mexico	57-60	L
J 10	Hawaii	80-66	W
J 11	San Diego State	82-70	W
J 13	No. 16 Notre Dame (OT)	80-76	W
J 17	at Colorado State	68-63	W
J 18	at Air Force	65-57	W
J 21	at Oral Roberts	67-65	W
J 23	Air Force	66-45	W
J 25	Utah	87-69	W
F 6	at San Diego St.	81-71	W
F 8	at Hawaii	76-66	W
F 14	New Mexico	74-67	W
F 15	No. 15 UTEP	72-69	W
F 20	at Wyoming	56-66	L
F 22	at Utah	71-74	L
F 27	Colorado State	86-76	W
M 1	Wyoming	62-65	L
M 6	vs. New Mexico**	68-79	L
M 13	SMU+	67-63	W
M 18	UC-Irvine+	93-80	W
M 21	at Ohio State+	68-79	L

* Kactus Klassik
 ^ Cougar Classic

** WAC Tournament
 + NIT

1986-87

Record: 21-11
 Conference: 12-4, 2nd WAC
 Home: 10-4
 Road: 9-6
 Neutral: 2-1
 Postseason: 0-1 NCAA
 Long Win Streak: 8
 Long Loss Streak: 2
 Vs. Ranked Teams: 1-2
 Coach: Ladell Andersen

DATE	OPPONENT	SCORE	WL
N 21	at Oklahoma*	110-119	L
D 3	Utah State	100-86	W
D 6	at Notre Dame	46-62	L
D 9	at No. 4 Iowa	75-86	L
D 12	Arizona State ^	91-85	W
D 13	UC-Fullerton ^	56-59	L
D 16	at Utah State	97-93	W
D 18	at Weber State	84-69	W
D 20	Oral Roberts	95-73	W
D 23	No. 14 Pittsburgh	93-73	W
D 29	vs. Michigan St.+	96-88	W
D 30	at Santa Clara+	77-66	W
J 2	Colorado St. (OT)	75-67	W
J 3	Wyoming	77-74	W
J 6	SW Missouri (OT)	61-62	L
J 9	at UTEP	73-66	W
J 10	at New Mexico	89-102	L
J 15	San Diego State	94-82	W
J 17	Hawaii	90-79	W
J 22	Air Force	87-69	W
J 24	at Utah	80-70	W
J 30	at Air Force	91-93	L
J 31	at Colorado State	51-49	W
F 5	New Mexico	98-73	W
F 7	UTEP (OT)	91-93	L
F 14	Utah	58-65	L
F 21	at Wyoming	67-63	W
F 26	at San Diego State	85-68	W
F 28	at Hawaii	102-80	W
M 5	vs. Air Force** (OT)	82-79	W
M 6	at New Mexico**	86-93	L
M 12	vs. No. 16 New Orleans#	79-83	L

* Coca-Cola NIT Classic
 ^ Cougar Classic
 + Cable Car Classic
 ** WAC Tournament
 # NCAA (Birmingham)

1987-88

Record: 26-6
 Conference: 13-3, 1st WAC
 Home: 17-1
 Road: 9-3
 Neutral: 1-1
 Postseason: 1-1 NCAA
 Long Win Streak: 17
 Long Loss Streak: 1
 Highest Rank: 2nd AP
 Final Rank: 19th AP
 Vs. Ranked Teams: 3-0
 Coach: Ladell Andersen

DATE	OPPONENT	SCORE	WL
N 27	Montana State	90-89	W
D 1	at Utah State	96-92	W
D 3	at Washington St.	60-54	W
D 5	at UCLA	87-80	W
D 11	Weber State*	104-71	W
D 12	Chicago State*	91-60	W
D 19	Utah State (OT)	121-112	W
D 29	La Salle	95-82	W
J 2	Cent. Connecticut	109-76	W
J 7	Hawaii	97-66	W
J 9	San Diego State	92-65	W
J 15	at No. 12 Wyoming	83-67	W
J 21	at No. 18 UTEP	81-71	W
J 23	at New Mexico	89-82	W
J 30	Air Force	95-75	W
F 2	Tulsa	72-57	W
F 4	Utah	82-64	W
F 6	at Ala.-Birmingham	83-102	L
F 9	Miami (Fla.)	99-86	W
F 11	No. 18 Wyoming	78-69	W
F 13	Colorado State	86-80	W
F 18	at San Diego St. (OT)	80-82	L
F 20	at Hawaii	72-70	W
F 23	at Colorado State	75-67	W
F 25	at Air Force	76-62	W



LADELL ANDERSON

Years: 1983-89 (6)

Record: 114-71 (.616)

Andersen was BYU's head coach for six seasons and had a 114-71 record. He led the Cougars to four postseason tournaments, three NCAA and one NIT. He was the WAC Coach of the Year in 1987-88 and District VII Coach of the Year in 1985-86. Before coming to BYU, Andersen was the head coach at

Utah State for 10 years, leading the Aggies to five NCAA appearances. He also coached the Utah Stars of the ABA and compiled the best two-year mark in ABA history at 115-53. His Stars won the Western Division championship twice. Andersen later became a scout for the Utah Jazz.

ALL-TIME SEASON RESULTS



F 27	at Utah	60-62	L
M 3	New Mexico	89-82	W
M 5	UTEP (20T)	80-83	L
M 10	Hawaii^	76-74	W
M 11	UTEP^	63-66	L
M 17	vs. UNC-Charlotte#	98-92	W
M 19	vs. Louisville#	76-97	L

* Cougar Classic
^ WAC Tournament (Provo)
NCAA (Atlanta)

1988-89

Record: 14-15
Conference: 7-9, 5th WAC
Home: 10-5
Road: 3-8
Neutral: 1-2
Long Win Streak: 3
Long Loss Streak: 4
Coach: Ladell Andersen

DATE OPPONENT	SCORE	W/L
N 25	vs. Northeastern*	87-78 W
N 26	vs. St. John's*	77-83 L
D 1	at Weber State	78-80 L
D 3	UCLA	87-97 L
D 9	Texas-Arlington^	87-70 W
D 10	St. Mary's (Calif.)^	69-70 L
D 17	Utah State	96-85 W
D 21	at Utah State	74-72 W
D 23	Brown	90-65 W
J 5	at New Mexico	84-88 L
J 7	at UTEP	76-91 L
J 12	San Diego State	85-81 W
J 14	Hawaii	73-77 L
J 19	at Air Force (OT)	89-88 W
J 21	at Colorado State	84-69 W
J 24	Air Force	78-79 L
J 28	Wichita State	93-92 W
F 2	at Utah	86-90 L
F 4	at Miami (Fla.)	86-107 L
F 9	at San Diego St.	74-89 L
F 11	at Hawaii	66-68 L
F 14	UC-Berkeley	87-74 W
F 16	UTEP	84-76 W
F 18	New Mexico	90-79 W
F 23	at Wyoming	65-72 L
F 25	Utah	81-74 W
M 2	Wyoming	71-67 W
M 4	Colorado State	72-89 L
M 10	vs. Hawaii+	69-72 L

* Lapchick Tournament
^ Cougar Classic
+ WAC Tournament (SLC)

1989-90

Record: 21-9
Conference: 11-5, T1st WAC
Home: 16-0
Road: 5-7
Neutral: 0-2
Postseason: 0-1 NCAA
Long Win Streak: 10
Long Loss Streak: 3
Vs. Ranked Teams: 0-1
Coach: Roger Reid

DATE OPPONENT	SCORE	W/L
N 24	Siena	83-62 W
N 25	E. Washington	96-84 W
N 28	Weber State	81-65 W
N 30	Utah State	71-65 W
D 2	at Penn State	72-82 L
D 5	at Arizona State	65-64 W
D 8	North Texas*	97-68 W
D 9	UAB*	98-82 W
D 12	Utah State	69-68 W
D 21	Northwestern	69-68 W
D 23	at California	63-85 L
J 4	at Hawaii	71-80 L
J 6	at San Diego St.	63-60 W
J 11	UTEP (OT)	69-67 W
J 13	New Mexico	79-78 W
J 18	at Air Force	64-56 W
J 20	at Wyoming	65-60 W
J 25	Utah	65-49 W
J 27	Colorado State	67-52 W
F 1	San Diego State	75-58 W
F 3	Hawaii	68-65 W
F 7	at Tulsa	66-64 W
F 10	at Utah	73-89 L
F 15	at New Mexico	51-60 L
F 17	at UTEP	63-64 L
F 22	Wyoming	75-64 W

F 24	Air Force	67-42	W
M 1	at Colorado State	57-59	L
M 8	vs. Utah (OT)+	61-62	L
M 15	vs. No. 17 Clemson#	47-49	L

! (win later vacated by the NCAA)
* Cougar Classic
+ WAC Tournament (El Paso)
NCAA (Hartford)

1990-91

Record: 21-13
Conference: 11-5, 2nd WAC
Home: 10-6
Road: 7-4
Neutral: 4-3
Postseason: 1-1 NCAA
Long Win Streak: 5
Long Loss Streak: 2
Vs. Ranked Teams: 1-5
Coach: Roger Reid

DATE OPPONENT	SCORE	W/L
N 14	E. Tennessee St.*	80-83 L
N 24	Utah State	98-94 W
N 29	at Weber State	69-57 W
D 1	at Utah State	63-58 W
D 4	at La Salle	81-93 L
D 7	Eastern Kentucky^	90-86 W
D 8	No. 17 St. John's^	62-67 L
D 12	Arizona State	74-82 L
D 19	James Madison	84-66 W
D 21	Stetson	75-77 L
D 22	Tulsa	62-60 W
D 27	vs. No. 12 S. Carolina+	49-52 L
D 29	vs. Rutgers+	70-85 L
J 3	at San Diego State	73-61 W
J 5	at Hawaii	65-74 L
J 10	UTEP	83-67 W
J 12	New Mexico	72-65 W
J 17	at Colorado State	72-55 W
J 19	at Wyoming	80-86 L
J 25	Air Force	72-55 W
J 26	Wyoming	72-77 L
J 31	Colorado State	69-52 W
F 2	at UTEP	69-65 W
F 7	San Diego State	75-55 W
F 9	Hawaii	82-74 W
F 14	at New Mexico	83-76 W
F 16	at No 14 Utah	74-81 L
F 23	at Air Force	70-61 W
M 2	No. 9 Utah (OT)	71-72 L
M 7	vs. Colorado St.**	69-56 W
M 8	vs. Hawaii** (OT)	73-71 W
M 9	vs. No. 8 Utah** (OT)	51-49 W
M 14	vs. Virginia#	61-48 W
M 16	vs. No. 8 Arizona#	61-76 L

* Dodge NIT
^ Cougar Classic
+ Holiday Festival
** WAC Tournament (Laramie)
NCAA (SLC)

1991-92

Record: 25-7
Conference: 12-4, T1st WAC
Home: 14-1
Road: 7-4
Neutral: 4-2
Postseason: 0-1 NCAA
Long Win Streak: 7
Long Loss Streak: 1
Vs. Ranked Teams: 1-2
Coach: Roger Reid

DATE OPPONENT	SCORE	W/L
N 26	at Utah State	82-66 W
D 5	at Tulsa	102-86 W
D 7	at James Madison	66-63 W
D 13	Utah State*	93-77 W
D 14	Princeton*	65-59 W
D 19	McNeese State	104-64 W
D 21	Weber State	81-68 W
D 28	vs. No. 11 Michigan^	83-86 L
D 29	vs. Florida^	79-73 W
J 4	Tennessee Tech	95-68 W
J 9	at UTEP	69-89 L
J 11	Colorado State	72-51 W
J 16	Wyoming	68-59 W
J 18	Air Force	66-45 W
J 23	at Wyoming	67-72 L
J 25	at Colorado St. (OT)	79-74 W
J 30	New Mexico	85-65 W
F 1	No. 19 UTEP	80-63 W
F 6	at San Diego St.	89-59 W

F 8	at Hawaii	83-87	L
F 13	at Air Force	68-60	W
F 15	La Salle	80-81	L
F 20	Utah	58-56	W
F 22	at New Mexico (OT)	84-95 L	
F 27	Hawaii	81-64 W	
F 29	San Diego State	98-78 W	
M 3	Cal St Northridge	100-68 W	
M 7	at Utah	87-73 W	
M 12	vs. Air Force+	72-51 W	
M 13	vs. Utah+	75-62 W	
M 14	vs. UTEP+	73-71 W	
M 19	vs. No. 25 LSU#	83-94 L	

* Cougar Classic
^ Red Lobster (Orlando)
+ WAC Tournament (Fort Collins)
NCAA (Boise)

1992-93

Record: 25-9
Conference: 15-3, T1st WAC
Home: 13-1
Road: 8-3
Neutral: 4-5
Postseason: 1-1 NCAA
Long Win Streak: 13
Long Loss Streak: 3
Highest Rank: 21st AP
Vs. Ranked Teams: 1-3
Coach: Roger Reid

DATE OPPONENT	SCORE	W/L
D 1	Arizona State	108-98 W
D 4	at Utah State	93-83 W
D 8	at Weber St. (OT)	77-83 L
D 11	Southern Utah*	108-62 W
D 12	Georgia*	74-64 W
D 18	Utah State	89-65 W
D 21	vs. No. 9 Oklahoma^	76-75 W
D 22	vs. Memphis St.^ (OT)	73-67 W
D 23	vs. No. 1 Duke^	66-89 L
D 28	vs. Oregon State+	70-76 L
D 29	vs. Oregon+	79-93 L
J 2	UTEP	79-73 W
J 4	New Mexico	70-56 W
J 9	Utah	53-54 L
J 14	at Fresno State	72-57 W
J 16	at Air Force	103-68 W
J 21	San Diego State	76-64 W
J 23	Hawaii (OT)	84-80 W
J 28	at Colorado State	70-63 W
J 30	at Wyoming	77-64 W
F 4	Colorado State	81-57 W
F 6	Wyoming	75-62 W
F 11	at Hawaii	62-56 W
F 13	at San Diego State	80-73 W
F 18	Fresno State	90-74 W
F 20	Air Force	98-80 W
F 25	Sacramento State	128-78 W
F 27	at No. 11 Utah	83-89 L
M 4	at UTEP	84-63 W
M 6	at New Mexico	76-79 L
M 11	vs. Hawaii**	85-71 W
M 12	vs. New Mexico**	59-68 L
M 18	vs. SMU#	80-71 W
M 20	vs. No. 9 Kansas#	76-90 L

* Cougar Classic
^ Maui Invitational (Hawaii)
+ Far West Classic (Portland, Oregon)
** WAC Tournament (SLC)
NCAA (Chicago)

1993-94

Record: 22-10
Conference: 12-6, 3rd WAC
Home: 14-2
Road: 5-6
Neutral: 3-2
Postseason: 1-1 NIT
Long Win Streak: 6
Long Loss Streak: 2
Vs. Ranked Teams: 0-1
Coach: Roger Reid

DATE OPPONENT	SCORE	W/L
N 27	at Arizona State	95-106 L
D 3	vs. S. Carolina*	72-68 W
D 4	vs. No. 4 N. Carolina*	65-97 L
D 10	Nicholls State^	111-96 W
D 11	Oklahoma Baptist^	78-76 W
D 14	Utah State	78-65 W
D 17	Texas Tech	84-74 W
D 21	Weber State	92-79 W
D 28	W. Washington	106-74 W



ROGER REID

Years: 1989-1996 (8)
Record: 152-77 (.664)

Reid achieved six 20-win seasons while at BYU compiling a 152-77 record, which is the highest winning percentage ever for a BYU coach. He took the Cougars to six postseason tournaments, five NCAA and one NIT. His teams won three WAC titles and two WAC Tournaments.

Reid was WAC Coach of the Year and District Coach of the Year during his first year as head coach in 1989-90.

He was an assistant coach for 11 years before taking over

the team in 1989. Reid went on to serve as an assistant coach with the Phoenix Suns.

D 4	at Weber State	80-97	L
D 10	Utah State	64-61	W
D 13	Boise State*	58-65	L
D 14	Houston*	69-89	L
D 21	at Georgia	65-84	L
D 27	at Penn State	53-75	L
D 31	San Diego St. (OT)	86-89	L
J 4	at Wyoming	61-89	L
J 11	No. 9 Utah	51-61	L
J 16	at TCU	61-101	L
J 18	at SMU	50-75	L
J 23	Rice	59-62	L
J 25	No. 24 Tulsa	56-72	L
F 1	at UTEP	49-75	L
F 3	at No. 13 New Mexico	32-74	L
F 6	at No. 5 Utah	49-85	L
F 8	Wyoming	60-72	L
F 13	TCU	80-92	L
F 15	Southern Methodist	62-74	L
F 20	at Tulsa	65-80	L
F 22	at Rice	44-68	L
F 27	No. 11 New Mexico	48-90	L
M 1	UTEP	76-81	L

* Cougar Classic

1997-98

Record: 9-21
Conference: 4-10, 6th WAC
Home: 4-10
Road: 4-9
Neutral: 1-2
Long Win Streak: 2
Long Loss Streak: 9
Vs. Ranked Teams: 1-3
Coach: Steve Cleveland

DATE	OPPONENT	SCORE	W/L
N 14	at San Diego State	73-59	W
N 19	Washington State	49-78	L
N 21	Oregon	67-74	L
N 29	at Utah State	69-72	L
D 2	Penn State	50-80	L
D 6	at Boise State	67-83	L
D 9	Washington	68-83	L
D 12	Weber State*	83-70	W
D 13	Pepperdine*	53-52	W
D 22	at California	64-68	L
D 27	at Hawaii	53-73	L
D 28	vs. Virginia	54-72	L
D 29	vs. Ohio State	72-65	W
J 5	at Tulsa	57-53	W
J 10	No. 3 Utah	61-71	L
J 15	Wyoming	60-41	W
J 17	Colorado State	44-55	L
J 22	at UNLV	63-76	L
J 24	at Air Force	61-80	L
J 29	No. 14 New Mexico	54-72	L
J 31	UTEP	59-68	L
F 5	at No. 5 Utah	68-83	L
F 7	Tulsa	59-65	L
F 12	at Colorado State	74-83	L
F 14	at Wyoming	54-77	L
F 19	Air Force	79-60	W
F 21	UNLV	76-84	L
F 26	at No. 16 New Mexico	83-62	W
F 28	at UTEP (3OT)	76-75	W
M 3	vs. Tulsa+	56-59	L

* Cougar Classic
+ WAC Tournament (Las Vegas)

1998-99

Record: 12-16
Conference: 6-8, 5th WAC
Home: 9-5
Road: 2-10
Neutral: 1-1
Long Win Streak: 3
Long Loss Streak: 4
Vs. Ranked Teams: 0-5
Coach: Steve Cleveland

DATE	OPPONENT	SCORE	W/L
N 13	Wofford	73-67	W
N 19	at Weber State	80-83	L
N 23	at Auburn	43-62	L
N 28	No. 11 Arizona (OT)	74-78	L
D 1	Denver	89-71	W
D 5	at Oregon	62-93	L
D 8	at Washington St.	69-70	L
D 11	Louisiana Tech*	76-68	W
D 12	CS-Northridge*	84-78	W
D 19	California	70-71	L
D 22	at UC-Irvine	75-82	L
J 2	Utah State	61-59	W

J 3	at New Mexico	68-74	L
J 5	at UTEP	67-59	W
J 8	at Utah	64-62	W
J 13	Fresno State	73-65	W
J 15	Air Force	87-73	W
J 20	at San Diego St. (OT)	83-82	W
J 22	at Hawaii	66-69	L
J 27	Wyoming	82-66	W
J 29	Colorado State	79-66	W
F 3	at Wyoming	65-79	L
F 5	at Colorado St. (OT)	72-70	W
F 10	San Diego State	101-87	W
F 12	Hawaii	85-79	W
F 17	at Air Force	94-82	W
F 19	at Fresno State	68-73	L
F 26	Utah	73-70	W
M 3	New Mexico (OT)	82-84	L
M 5	UTEP	61-62	L
M 10	vs. Utah+	96-65	W
M 11	vs. Fresno State+	87-72	W
M 12	vs. Hawaii+	66-73	L
M 17	Arizona State#	74-67	W
M 22	at Fresno State#	66-68	L

* Tournament of Champions (Charlotte)

^ Cougar Classic

+ WAC Tournament (SLC)

NIT

1994-95

Record: 22-10
Conference: 13-5, T2nd WAC
Home: 14-0
Road: 5-7
Neutral: 3-3
Postseason: 0-1 NCAA
Long Win Streak: 7
Long Loss Streak: 3
Vs. Ranked Teams: 1-0
Coach: Roger Reid

DATE	OPPONENT	SCORE	W/L
N 23	vs. Oklahoma St.*	69-59	W
N 25	vs. Louisville*	75-60	W
N 26	vs. Minnesota*	74-79	L
D 1	at Utah State	59-83	L
D 3	Nevada-Reno	96-80	W
D 6	Mississippi State (OT)	74-68	W
D 9	Southern Utah^	82-67	W
D 10	Northwestern St. ^	80-53	W
D 17	NE Louisiana	87-69	W
D 21	at Weber State	74-86	L
D 29	at San Jose State+	74-61	W
D 30	vs. Santa Clara+	76-55	W
J 3	Utah	64-57	W
J 7	at Air Force	89-68	W
J 9	at Fresno State	69-61	W
J 12	San Diego State	66-57	W
J 14	Hawaii	74-67	W
J 19	at Colorado State	72-80	L
J 21	at Wyoming	58-52	W
J 26	UTEP (OT)	95-89	W
J 28	New Mexico	81-63	W
F 2	at UTEP (OT)	85-88	L
F 4	at New Mexico	74-72	W
F 9	Colorado State	76-68	W
F 11	Wyoming	78-72	W
F 16	at Hawaii	70-73	L
F 18	at San Diego St.	52-58	L

F 23	Fresno State	81-59	W
F 25	Air Force	79-72	W
M 4	at Utah	79-87	L
M 9	vs. Colorado St.**	73-75	L
M 16	vs. Tulane#	70-76	L

* Great Alaska Shootout

^ Cougar Classic

+ Cable Car Classic (San Jose)

** WAC Tournament (Albuquerque)

NCAA (Memphis)

1995-96

Record: 15-13
Conference: 9-9, 5th WAC
Home: 11-4
Road: 4-8
Neutral: 0-1
Long Win Streak: 4
Long Loss Streak: 3
Vs. Ranked Teams: 0-3
Coach: Roger Reid

DATE	OPPONENT	SCORE	W/L
N 25	Boise State	86-71	W
N 28	at Nevada-Reno	77-79	L
D 2	at No. 8 Mississippi St.	74-79	L
D 5	Utah State	76-52	W
D 8	CS-Northridge*	99-74	W
D 9	Louisiana Tech*	74-64	W
D 12	Weber State	91-86	W
D 22	at Texas Tech	71-81	L
D 28	Morgan State	110-69	W
J 2	at No. 15 Utah	77-83	L
J 8	Air Force	68-64	W
J 10	Fresno State	97-84	W
J 13	at San Diego State	76-83	L
J 15	at Hawaii	78-77	W
J 18	Wyoming	84-75	W
J 20	Colorado State	76-78	L
J 25	at New Mexico	77-83	L
J 27	at UTEP	90-82	W
F 1	New Mexico	81-88	L
F 3	UTEP	82-71	W
F 8	at Colorado St.	76-81	L
F 10	at Wyoming	81-71	W
F 15	San Diego State	81-68	W
F 17	Hawaii	89-94	L
F 22	at Air Force	80-66	W
F 24	at Fresno State	83-95	L
M 2	No. 10 Utah	85-96	L
M 7	vs. Colorado St. +	84-100	L

* Cougar Classic

+ WAC Tournament (Albuquerque)

1996-97

Record: 1-25
Conference: 0-16, 8th WAC
Home: 1-13
Road: 0-12
Long Win Streak: 1
Long Loss Streak: 21
Vs. Ranked Teams: 0-5
Coach: Roger Reid/Tony Ingle

DATE	OPPONENT	SCORE	W/L
N 22	Cal St.-Fullerton	67-75	L
N 26	at Washington	44-95	L
N 30	Pacific	58-80	L

ALL-TIME SEASON RESULTS



J 9	at Utah	54-75	L
J 14	at San Diego State	83-76	W
J 16	at Hawaii	60-59	W
J 21	San Jose State	75-44	W
J 23	Fresno State	75-79	L
J 28	at UTEP	72-87	L
J 30	at No. 12 New Mexico	68-78	L
F 6	No. 20 Utah	46-71	L
F 11	Hawaii	81-68	W
F 13	San Diego State	93-76	W
F 18	at Fresno State	71-80	L
F 20	at San Jose St. (OT)	74-76	L
F 25	No. 21 New Mexico	64-85	L
F 27	UTEP	85-64	W
M 2	vs. TCU+	90-74	W
M 4	vs. No. 8 Utah+	62-81	L

* Cougar Classic
+ WAC Tournament (Las Vegas)

1999-2000

Record: 22-11
Conference: 7-7, 6th MWC
Home: 14-2
Road: 6-9
Neutral: 2-0
Postseason: 2-1 NIT
Long Win Streak: 5
Long Loss Streak: 2
Vs. Ranked Teams: 0-2
Coach: Steve Cleveland

DATE OPPONENT	SCORE	W/L
N 20	Cal St.-Riverside	91-62 W
N 24	Southern Utah	92-66 W
D 1	at No. 4 Arizona	62-86 L
D 4	at Denver	81-58 W
D 7	Arizona State	78-67 W
D 10	Texas Southern*	76-61 W
D 11	Weber State*	66-53 W
D 18	S. Carolina State	76-43 W
D 21	at South Alabama	63-64 L
D 23	at Fla. Int. (OT)	83-75 W
D 29	at CS-Santa Barb.	57-48 W
J 5	UC-Irvine	77-66 W
J 8	at Utah State	82-73 W
J 10	at UNLV	77-75 W
J 15	Utah	49-56 L
J 20	Wyoming	87-78 W
J 22	Colorado State	68-47 W
J 27	at Air Force	55-60 L
J 29	at New Mexico	69-78 L
F 3	at San Diego State	72-50 W
F 12	at No. 21 Utah	62-77 L
F 17	New Mexico	74-78 L

F 19	UNLV	83-82	W
F 24	at Colorado State	54-68	L
F 26	at Wyoming	70-85	L
M 2	Air Force	73-52	W
M 4	San Diego State	67-50	W
M 9	vs. New Mexico ^	55-43	W
M 10	vs. Utah ^	58-54	W
M 11	at UNLV ^	56-79	L
M 15	Bowling Green+	81-54	W
M 20	So. Illinois+	82-57	W
M 22	at Notre Dame+	52-64	L

* Cougar Classic
^ MWC Tournament (Las Vegas)
+ NIT

2000-01

Record: 24-9
Conference: 10-4, T1st MWC
Home: 15-0
Road: 4-6
Neutral: 5-3
Postseason: 0-1 NCAA
Long Win Streak: 6
Long Loss Streak: 2
Coach: Steve Cleveland

DATE OPPONENT	SCORE	W/L
N 21	Elon College	100-63 W
N 25	UC Santa Barbara	67-53 W
N 30	at San Francisco	70-80 L
D 2	at Arizona State	52-80 L
D 7	Florida Intl.	78-50 W
D 9	vs. Rice	59-49 W
D 14	Southern Utah	58-52 W
D 16	Utah State	69-67 W
D 21	vs. Boise State*	83-67 W
D 22	vs. Iowa St.*	71-77 L
D 23	vs. USC*	67-70 L
D 28	at Weber State	84-75 W
D 30	South Alabama	64-42 W
J 2	Idaho	75-47 W
J 6	Texas A&M Corpus C.	84-68 W
J 13	San Diego State	79-50 W
J 15	UNLV	91-63 W
J 20	at Colorado State	55-60 L
J 22	at Wyoming	78-85 L
J 29	Utah	69-61 W
F 1	Air Force	62-45 W
F 3	New Mexico	65-49 W
F 10	at UNLV	56-68 L
F 12	at San Diego State	69-66 W
F 15	Wyoming	79-63 W
F 17	Colorado State	68-51 W
F 24	at Utah	75-82 L

M 1	at New Mexico	72-67	W
M 3	at Air Force	51-50	W
M 8	vs. Air Force ^	69-54	W
M 9	vs. Wyoming ^	77-66	W
M 10	vs. New Mexico ^	69-65	W
M 15	vs. Cincinnati#	59-84	L

* Yahoo Sports Invitational (Laie, HI)
^ MWC Tournament (Las Vegas) - Champion
NCAA (San Diego)

2001-02

Record: 18-12
Conference: 7-7, T4th MWC
Home: 16-0
Road: 1-11
Neutral: 1-1
Postseason: 1-1 NIT
Long Win Streak: 8
Long Loss Streak: 3
Coach: Steve Cleveland

DATE OPPONENT	SCORE	W/L
N 17	at Univ. of San Diego	70-59 W
N 24	Arizona State	82-70 W
N 28	at UC Santa Barbara	58-68 L
D 1	at Utah State (OT)	81-90 L
D 5	Weber State	65-47 W
D 8	Creighton	61-52 W
D 12	Fort Lewis	101-53 W
D 15	Idaho	70-48 W
D 22	vs. No. 13 Stanford*	81-76 W
D 27	CS Northridge	84-70 W
D 29	Southern Utah	79-58 W
J 2	San Francisco	65-51 W
J 5	at Pepperdine (OT)	79-82 L
J 12	San Diego State	75-64 W
J 15	UNLV	60-47 W
J 19	at New Mexico	58-73 L
J 21	at Air Force	64-74 L
J 28	at Utah	66-71 L
F 2	Wyoming	85-70 W
F 4	Colorado State	57-52 W
F 9	at UNLV	70-73 L
F 11	at San Diego State	73-77 L
F 16	New Mexico	68-62 W
F 18	Air Force	67-51 W
F 23	Utah	63-61 W
F 28	at Wyoming	60-76 L
M 2	at Colorado State (OT)	75-79 L
M 7	vs. San Diego State ^	51-62 L
M 14	UC Irvine +	78-55 W
M 20	at Memphis +	69-80 L

2002-03

Record: 23-9
Conference: 11-3, T1st MWC
Home: 13-1
Road: 6-5
Neutral: 4-3
Postseason: 0-1 NCAA
Long Win Streak: 5
Long Loss Streak: 2
Vs. Ranked Teams: 0-2
Coach: Steve Cleveland

DATE OPPONENT	SCORE	W/L
N 22	vs. Toledo*	71-56 W
N 23	vs. Kansas State*	73-64 W
N 25	vs. St. Bonaventure*	66-57 W
N 30	Rice	95-56 W
D 4	at Arizona State	64-60 W
D 7	at Creighton	64-74 L
D 11	San Diego	64-49 W
D 14	Utah State	66-56 W
D 21	UC Santa Barbara	69-56 W
D 23	at San Francisco	72-84 L
D 28	Southern Utah	93-60 W
J 2	Pepperdine	84-68 W
J 4	vs. Oklahoma State+	65-78 L
J 8	at Weber State	69-75 L
J 11	Idaho State	77-58 W
J 16	UNLV	85-77 W
J 20	at San Diego State	80-69 W
J 25	Utah	75-79 L
F 1	New Mexico	80-64 W
F 3	Air Force	65-33 W
F 8	at Wyoming	74-66 W
F 10	at Colorado State	77-68 W
F 14	at UNLV	54-61 L
F 17	San Diego State	66-64 W
F 24	at No. 23 Utah	64-71 L



STEVE CLEVELAND

Years: 1997-2005 (8)
Record: 138-108 (.561)

Having rebuilt a BYU basketball program that had a 1-25 record prior to his arrival, Cleveland achieved a conference title in his fourth season and guided BYU to five consecutive postseason tournaments. Coming off his second conference championship in 2003, Cleveland was named the MWC Coach of the Year after his team finished 23-9 and earned an NCAA Tournament berth. With its invitation in 2004, BYU com-

peted in three NCAA Tournaments under Cleveland (2001, 2003, 2004). In 2000-01, BYU finished 24-9 while earning its first conference tournament title since 1992, its first regular-season championship since 1993 and its first NCAA bid since 1995. In 2001-02, Cleveland's team upset No. 13 Stanford, and during 2003-04 the Cougars upset then No. 25 Oklahoma State, who went on to win the Big 12 title and advance to the NCAA Final Four. He left BYU ranked fourth all-time in coaching victories and second all-time in Marriott Center wins. He is currently the head coach at Fresno State.

M 1	at Air Force	56-43	W
M 3	at New Mexico	91-81	W
M 6	Wyoming	69-50	W
M 8	Colorado State	67-55	W
M 13	vs. New Mexico ^	71-56	W
M 14	vs. Colorado State ^ (OT)	80-86	L
M 20	vs. No. 23 Connecticut#	53-58	L
* Paradise Jam Tournament (Virgin Islands)			
+ All-College Classic (Oklahoma City)			
^ MWC Tournament (Las Vegas)			
# NCAA (Spokane, Wash.)			

2003-04

Record: 21-9
 Conference: 10-4, 2nd MWC
 Home: 13-0
 Road: 5-7
 Neutral: 3-2
 Postseason: 0-1 NCAA
 Long Win Streak: 9
 Long Loss Streak: 3
 Vs. Ranked Teams: 1-1
 Coach: Steve Cleveland

DATE	OPPONENT	SCORE	W/L
N 21	Southern Utah	88-54	W
N 26	at California	46-47	L
N 29	Utah Valley State	84-65	W
D 2	at Boise State	75-69	W
D 6	vs. No. 25 Oklahoma St. +	76-71	W
D 10	Western Oregon	92-56	W
D 13	Southern California	85-61	W
D 20	Weber State	86-65	W
D 23	at Utah State	74-76	L
D 29	vs. Idaho State*	90-66	W
D 30	at Santa Clara*	68-66	W
J 2	St. Mary's College (Calif.)	70-55	W
J 7	at North Carolina State	62-89	L
J 12	at San Diego State	61-65	L
J 17	Colorado State	82-53	W
J 19	Wyoming	78-64	W
J 24	at Air Force	52-74	L
J 26	at New Mexico	63-65	L
J 31	at Utah	56-64	L
F 7	UNLV	64-61	W
F 9	San Diego State (OT)	83-69	W
F 14	at Wyoming	67-53	W
F 16	at Colorado State	79-73	W
F 21	New Mexico	88-71	W
F 23	Air Force	67-61	W
M 1	Utah	70-57	W
M 6	at UNLV	89-88	W
M 11	vs. Wyoming ^	79-74	W
M 12	vs. Utah ^	51-54	L
M 18	vs. No. 20 Syracuse#	75-80	L

+ Played at Delta Center, Salt Lake City
 * Cable Car Classic (Santa Clara)
 ^ MWC Tournament (Denver)
 # NCAA Tournament (Denver)

2004-05

Record: 9-21
 Conference: 3-11, T7th MWC
 Home: 6-8
 Road: 2-9
 Neutral: 1-4
 Long Win Streak: 3
 Long Loss Streak: 5
 Vs. Ranked Teams: 0-4
 Coach: Steve Cleveland

DATE	OPPONENT	SCORE	W/L
N 22	vs. No. 4 North Carolina*	50-86	L
N 23	vs. Stanford*	53-62	L
N 24	at Chaminade*	77-56	W
N 27	California	64-67	L
D 1	at Utah State	57-71	L
D 4	at USC	82-87	L
D 8	Boise State	90-77	W
D 11	vs. Washington State+	46-49	L
D 18	Utah State	62-84	L
D 21	No. 16 N.C. State	61-72	L
D 23	at Weber State	79-61	W
D 28	Southern Utah	77-52	W
D 31	Santa Clara	87-74	W
J 4	at Saint Mary's	51-72	L
J 8	San Diego State	57-59	L
J 11	MSU-Billings	110-70	W
J 15	at Colorado State	67-74	L
J 17	at Wyoming	71-83	L
J 22	Air Force	49-52	L
J 24	New Mexico	68-53	W
J 31	No. 25 Utah	58-72	L
F 5	at UNLV (OT)	82-72	W



DAVE ROSE

Years: 2005-Present (5)

Record: 127-40 (.760)

Dave Rose has guided BYU to its first streaks of four-straight 25-win seasons and appearances in the top-25 polls in program history. Rose coached last year's team to a program record 30 wins (30-6 overall, 13-3 MWC) and guided the Cougars to the second round of the NCAA Tournament for the first time since 1993. With a 127-40 record, Rose has produced a five-year resume that is nearly unmatched. In fact, among the 40-plus

coaches who took over a Division I program in 2005, Rose has the best winning percentage (.760) and the second most wins (127). His 127 victories place him fifth for best career starts by wins in NCAA history, ahead of the likes of Jerry Tarkanian, Jim Boeheim and Thad Matta. The only BYU men's basketball coach to ever win top conference coaching honors in back-to-back seasons, Rose was named MWC Coach of the Year in each of his first two seasons and earned USBWA District VIII Coach of the Year accolades as well as honorable mention for National Coach of the Year by Scout.com in 2006.

F 7	at San Diego State	58-66	L
F 12	Wyoming	58-59	L
F 14	Colorado State	50-49	W
F 19	at New Mexico	72-91	L
F 21	at Air Force	39-70	L
F 26	at No. 13 Utah	60-69	L
M 5	UNLV	66-76	L
M 10	vs. New Mexico ^	71-85	L

* EA SPORTS Maui Invitational
 + Played at Delta Center, Salt Lake City
 ^ MWC Tournament (Denver)

2005-06

Record: 20-9
 Conference: 12-4, T2nd MWC
 Home: 14-1
 Road: 5-7
 Neutral: 1-1
 Postseason: 0-1 NIT
 Long Win Streak: 6
 Long Loss Streak: 2
 Coach: Dave Rose

DATE	OPPONENT	SCORE	W/L
N 18	Loyola Marymount	71-83	L
N 22	at Wash. St. (in Spokane)	76-68	W
N 26	Southern Utah	86-61	W
N 30	vs. Lamar+	97-74	W
D 3	at USC	68-74	L
D 7	Boise State	80-77	W
D 10	Northern Kentucky	65-46	W
D 17	Weber State	80-54	W
D 22	at Utah State	80-91	L
D 27	Eastern Washington	97-66	W
D 30	Tulsa	68-49	W
J 5	at Air Force	59-75	L
J 7	Utah	72-60	W
J 11	at UNLV	72-82	L
J 18	Wyoming	80-67	W
J 21	at San Diego St.	88-61	L
J 25	TCU (OT)	89-80	W
J 28	at Colorado State	86-84	W
F 1	at New Mexico	77-71	W
F 4	Air Force	65-59	W
F 8	at Utah	79-60	L
F 11	UNLV	75-72	W
F 18	at Wyoming	74-68	W
F 22	San Diego State	100-90	W
F 25	at TCU	81-72	W
M 1	Colorado State	77-69	W
M 4	New Mexico	76-68	W
M 9	vs. Utah ^	70-74	L
M 15	at Houston+	67-77	L

+ Played at Delta Center, Salt Lake City
 ^ MWC Tournament (Denver)
 + NIT

2006-07

Record: 25-9
 Conference: 13-3, 1st MWC
 Home: 17-0
 Road: 6-7
 Neutral: 2-2
 Postseason: 0-1 NCAA
 Long Win Streak: 8
 Long Loss Streak: 2
 Highest Rank: 21st AP
 Final Rank: 24th AP
 Vs. Ranked Teams: 3-3
 Coach: Dave Rose

DATE	OPPONENT	SCORE	W/L
N 15	at No. 5 UCLA	69-82	L
N 18	Idaho State (OT)	84-78	W
N 22	Portland	79-50	W
N 24	Southern Utah	80-61	W
N 29	at Boise State	68-72	L
D 2	at Weber State (OT)	73-69	W
D 6	San Jose State	81-69	W
D 9	vs. No. 25 Michigan St. +	61-76	L
D 13	at Lamar (OT)	77-86	L
D 16	Utah State	75-62	W
D 22	Western Oregon	102-40	W
D 28	Liberty*	73-59	W
D 29	Oral Roberts*	72-62	W
D 30	Seton Hall*	77-68	W
J 6	San Diego State	80-58	W
J 10	TCU	89-65	W
J 13	at UNLV	75-83	L
J 16	Wyoming	89-81	W
J 20	at Colorado State	78-90	L
J 24	at New Mexico	70-49	W
J 27	No. 13 Air Force	61-52	W
J 31	at Utah	76-66	W
F 3	No. 25 UNLV	90-63	W
F 6	at Wyoming	77-73	W
F 10	at TCU	85-72	W
F 14	New Mexico	96-83	W
F 21	Colorado State	76-67	W
F 27	at San Diego State	74-86	L
F 28	at No. 20 Air Force	62-58	W
M 3	Utah	85-62	W
M 8	vs. TCU ^	77-64	W
M 9	vs. Wyoming ^	96-84	W
M 10	vs. UNLV ^	70-78	L
M 15	vs. Xavier#	77-79	L

+ Played at The Palace of Auburn Hills (Mich.)
 * BYU Holiday Classic
 ^ MWC Tournament (Las Vegas)
 # NCAA Tournament (Lexington, Ky.)



2007-08

Record: 27-8
 Conference: 14-2, 1st MWC
 Home: 16-0
 Road: 8-5
 Neutral: 3-3
 Postseason: 0-1 NCAA
 Long Win Streak: 9
 Long Loss Streak: 2
 Highest Rank: 20th AP
 Vs. Ranked Teams: 1-2
 Coach: Dave Rose

DATE	OPPONENT	SCORE	W/L
N 10	at Long Beach State	74-34	W
N 14	Idaho State	90-69	W
N 16	Jackson State*	100-61	W
N 20	Hartford*	97-73	W
N 23	vs. No. 6 Louisville*	78-76	W
N 24	vs. No. 1 N. Carolina*	63-73	L
D 1	at Portland	78-54	W
D 5	Weber State	72-57	W
D 8	vs. No. 9 Michigan St.+	61-68	L
D 12	Lamar	88-66	W
D 15	Pepperdine	86-67	W
D 21	Southern Utah	70-55	W
D 29	at Boise State	70-73	L
J 3	Loyola Marymount	91-62	W
J 8	at Wake Forest	62-79	L
J 12	Colorado State	92-73	W
J 15	at UNLV	41-70	L
J 19	at Utah	55-52	W
J 23	San Diego State	59-56	W
J 26	New Mexico	83-66	W
J 30	at Air Force	69-53	W
F 2	at Wyoming	73-63	W
F 6	TCU	83-72	W
F 13	at Colorado State	79-65	W
F 16	UNLV	74-48	W
F 20	Utah	67-59	W
F 23	at San Diego State	65-69	L
F 26	at New Mexico (OT)	70-69	W
M 1	Air Force	76-57	W
M 5	Wyoming	78-61	W
M 8	at TCU	61-54	W
M 13	vs. Colorado State ^	89-62	W
M 14	vs. San Diego State ^	63-54	W
M 15	at UNLV ^	61-76	L
M 20	vs. Texas A&M#	62-67	L

*Las Vegas Invitational
 +Played at EnergySolutions Arena (SLC)
 ^ MWC Tournament (Las Vegas)
 #NCAA Tournament (Anaheim, Calif.)

2008-09

Record: 25-8
 Conference: 12-4, 11st MWC
 Home: 14-2
 Road: 9-3
 Neutral: 2-3
 Postseason: 0-1 NCAA
 Long Win Streak: 10
 Long Loss Streak: 2
 Highest Rank: 25th AP
 Vs. Ranked Teams: 0-2
 Coach: Dave Rose

Date	Opponent	Score	W/L
N 14	Long Beach State	75-65	W
N 18	at Pepperdine	82-53	W
N 20	North Florida*	74-41	W
N 21	Rice*	83-52	W
N 22	Cal Poly*	76-64	W
N 29	at Idaho State	85-65	W
D 3	at Weber State	92-62	W
D 6	vs. Utah State+	68-63	W
D 10	Boise State	94-56	W
D 13	Portland	91-76	W
D 20	No. 20 vs. Arizona State~	75-76	L
D 30	at Tulsa (CBS C)	74-68	W
J 3	No. 6 Wake Forest	87-94	L
J 6	Western Oregon	85-64	W
J 10	at Colorado State	86-60	W
J 13	TCU	73-61	W
J 17	at New Mexico	62-81	L
J 21	UNLV	70-76	L
J 24	San Diego State	77-71	W
J 27	at Utah (OT)	88-94	L
J 31	Wyoming	84-60	W
F 3	at Air Force	71-50	W
F 11	Colorado State	94-60	W
F 14	at TCU	79-63	W
F 17	New Mexico	73-62	W
F 21	at UNLV	74-75	L

F 24	at San Diego State	69-59	W
F 28	Utah	63-50	W
M 4	at Wyoming	78-68	W
M 7	Air Force	54-49	W
M 12	vs. Air Force ^	80-69	W
M 13	vs. San Diego State ^	62-64	L
M 19	vs. Texas A&M#	66-79	L


* Basketball Travelers Invitational (Marriott Center)
 + Played at Energy Solutions Arena (Salt Lake City)
 ~ 2008 Stadium Shootout (Glendale, Ariz.)
 ^ MWC Tournament (Las Vegas)
 # NCAA Tournament (Philadelphia)

2009-10

Record: 30-6
 Conference: 13-3, 2nd MWC
 Home: 15-1
 Road: 10-4
 Neutral: 5-1
 Postseason: 1-1 NCAA
 Long Win Streak: 15
 Long Loss Streak: 1
 Highest Rank: 10th Coaches Poll
 Final Rank: 17th AP
 Vs. Ranked Teams: 0-3
 Coach: Dave Rose

Date	Opponent	Score	W/L
N 13	Bradley	70-60	W
N 17	Idaho State	87-53	W
N 20	at Hawaii	83-65	W
N 24	Southern	107-51	W
N 27	Weber State	87-70	W
D 2	at Utah State	61-71	W
D 5	vs. San Francisco+	69-43	W
D 8	Arizona State	81-68	W
D 12	at Fresno State	72-67	W
D 17	Wagner*	77-61	W
D 19	Eastern Washington*	91-34	L
D 22	vs. Nevada*	110-104	W
D 23	vs. Nebraska*	88-66	L
D 28	at Arizona~	99-69	W
J 2	Eastern New Mexico	95-49	W
J 6	UNLV	77-73	W
J 9	at UTEP	83-77	W
J 13	at Air Force	67-49	W
J 16	Colorado State	91-47	W
J 20	Wyoming	81-66	W
J 23	at San Diego State	71-69	W
J 27	at No. 23 New Mexico	72-76	L
J 30	Utah	82-69	W
F 2	TCU	76-56	W
F 6	at UNLV	74-88	L
F 13	Air Force	91-48	W
F 17	at Colorado State	92-70	W
F 20	at Wyoming	85-63	W
F 24	San Diego State	82-68	W
F 27	No. 10 New Mexico	81-83	L
M 3	at Utah	71-51	W
M 6	at TCU	107-77	W
M 11	vs. TCU ^	95-85	W
M 12	at UNLV ^	66-70	L
M 18	vs. Florida# (2OT)	99-92	W
M 20	vs. Kansas State#	72-84	L

* Las Vegas Classic
 + Played at EnergySolutions Arena (Salt Lake City)
 ~ 2009 Fiesta Bowl Classic
 ^ MWC Tournament (Las Vegas)
 # NCAA Tournament (Oklahoma City)



AAA		Daniel Bobik	2001-02	Ryan Cuff	1993
Ron Abegglen	1959-60-61	Ralph Bonham	1953	Lee Cummard	2006-07-08-09
Charles Abouo	2009-10	Malcolm Booth	1938	DDD	
Jarkko Ahlbom	1996-97-98	Danny Bower	1998-99	Dick Dabbling	1946
Austin Ainge	2003-04-05-06-07	Ricky Bower	2003-04	Jerry Dahlman	1963
Danny Ainge	1978-79-80-81	Shawn Bradley	1991	Kirk Davidson	1990-91
Doug Ainge	1974	Paul Briggs	1989-90	Brandon Davies	2010
Von Alleman	1982-83	Lloyd Brink	1939-40-41	Bob Davis	1968-69-70
Glen Allen	1938-39-40	Eldon Brinley	1928-29-30-31	Derek Dawes	2001-04-05-06
John Allen	2003	Rashaun Broadus	2006-07	Larry DeLaitre	1970
Markland Allred	1935-38	Walter Brooks	1935-36	Dee Denzer	1964
John Alstrom	1962-63	Tyrone Brown	1997	Bob Detmers	1937
Brian Ambrozich	1972-73	Vince Bryan	1988-89	Willard Devitt	1938
Belmont Anderson	1972-73-74	Jay Bunker	1971-72-73	Brian Dignan	1998-99
Blaine Anderson	1954-55-56	Sam Burgess	2005-06-07-08	Buck Dixon	1923-24-25-26
David Anderson	1997	Van Burgess	1953-54-55	Sanky Dixon	1926-27-28-29
Greg Anderson	1977-78	Bruce Burton	1961-62-63	Chris Dowling	1969
Harry Anderson	1955-56-57	CCC		Paul Drecksel	1983-84
Jack Anderson	1956-57	Nathan Call	1987-88-91-92	Jon Dresser	1967-68-69
James Anderson	2009-10	Elbert Campbell	1935	Jerry Dunn	1918-20-21
Kenneth Anderson	1924	Jeff Campbell	1991-95-96-97	Loren Dunn	1951-52
Steve Anderson	1978-79-80	Hugh Cannon	1934-35-36	Devin Durrant	1979-80-83-84
Lou Andrus	1963	Bobby Capener	1982-83-86-87	Kent Durrant	1949-51
Steve Andrus	1989-90	Jon Carlisle	2002	Mark Durrant	1990-93-94-95
Brett Applegate	1983-84	Nate Chappell	1999	EEE	
Rafael Araujo	2003-04	Jeff Chatman	1985-86-87-88	Jim Eakins	1966-67-68
Jordan Archibald	2000-01	Jay Cheesman	1974-75-76-77	Gary Earnest	1959-60-61
Lance Archibald	1996-97-98-99	Larry Cheesman	1977-78	Dave Eastis	1959-60-61
Stan Ashby	1962	Junior Child	1946-47	Valoy Eaton	1958-59-60
Alan Astle	1984-87-88-89	Jacob Chrisman	2001	Clarence Edwards	1918-19-20
David Astle	1990-91-92-93	Bryce Christensen	1940-41	Bud Eggertsen	1940
BBB		Craig Christensen	1976-79-80-81-82	Joe Ellsworth	2000
Bryce Bailey	1944-45-46-47	Harold Christensen	1951-52-53	Jackson Emery	2006-09-10
Dave Bailey	1971-72	Jack Christensen	1937-38-39	Duane Esplin	1941-42-47
Maynard Bailey	1945	Kurt Christensen	1992-93-94	Fay Evans	1932-33
Clyde Baker	1970-71	Todd Christensen	1996-99-00	Ferd Evans	1932-33
Jimmy Balderson	2002-05-06-07	Lee Christiansen	1930	Talmadge Eyre	1998
Wilburn Ball	1933	Fred Clark	1918-19	FFF	
Greg Ballif	1978-79-80-81-82	Randy Clark	1947-48-49	John Fairchild	1964-65
Mark Ballif	1929-30	Grig Clawson	1973-74-75	Mel Fawcett	1932
Dave Barber	1960	Mark Clausen	1988	Bryan Fink	1985-86
Bruce Barron	1968-69	Robert Cochran	1985-86	John Fish	1989-92-93-94
Gary Batchelor	1961-62-63	Reed Collins	1926-27-28	Orville Fisher	1966-67-68
Ivan Beem	1947-48-49-50	Stan Collins	1953-54	Chad Fister	1996
Doug Beck	1957	Chris Collinsworth	2008	Alan Frampton	1989-90
Chad Beckstead	1937-38	Jeff Congdon	1964-65-66	Danny Frazier	1979
Ron Bell	1960	George Cooper	1928-29-30-31	Jimmer Fredette	2008-09-10
John Benson	1955-56-57	Nathan Cooper	1996-99-00-01	Bernie Fryer	1971-72
Jim Benton	1935	Kresimir Cosic	1971-72-73	DeRay Fullmer	1947-48-49-50
Grant Berges	1995-96-97	Wayne Cottle	1950-51	Frank Fullmer	1940-41-42
Mike Berning	1974	Bob Craig	1949-50-51	Gary Furniss	1981-82-83
Frank Berrett	1959-60	Steve Craig	1976-79-80-81	GGG	
Sherrell Berrett	1959	Jack Cravens	1957-58	Dean Gardner	1940-41-42
Roland Bevell	1960-61	Bill Crow	1962-63	Mike Gardner	1963-64-65
Lowell Biddulph	1925	Todd Crow	1990	Morris Gardner	1947
Mark Bigelow	1999-02-03-04	Larry Crowley	1960-61	Floyd Garn	1931-32
Nick Bird	1923	Dave Crowton	1936	Alma Garrett	1946-47
Gus Black	1935-36-37	Ralph Crowton	1935-36-39	Todd Gentry	1990
Bill Blumenthal	1962-63-64	Sherman Crump	1952-53-54	Earl Giles	1934-35-36-37

ALL-TIME LETTERMEN



Floyd Giles	1941-42-43-46	Lawrell Jensen	1930	Nick Mateljan	1953-54-55
Lynn Gleave	1958	Bart Jepsen	1998-01-02-03	Anthony Matthews	1985-86
Elwood Gledhill	1923	Bret Jepsen	1995-98-99	LeRoy Maughan	1966-69-70
Tom Gneiting	1985-86-87	Jim Jimas	1965-66-67	Mike Maxwell	1980-82
George Gourley	1933	Joe Johnson	1932-33-34-35	Mike May	1977-78
Lee Gourley	1935	Lloyd Johnson	1961-62	Dave McGuire	1978-79-81
R. Clark Greenhalgh	1945-46-49	Lou Johnson	1930-31-32	Emerson McOmber	1933
Tom Griggs	1924	Dick Jones	1949-50-51	Jim McIntyre	1960
Dick Grimmett	1934	Robert Jones	1991-92	Garner Meads	2001-04-05
Earl Groesbeck	1925	Russ Jones	1957-58	Steve Merta	1962
Holden Gunnett	1935-39	Troy Jones	1973-74-75-76	Mark Michaelis	1999
John Gustin	1957-58	Craig Jorgensen	1971-72-73	Chris Miles	2005-08-09-10
HHH			KK	Gary Miles	1957-58-59
Ed Hale	1947	Keegan Kane	1991	Paul Millar	1963-64
Mike Hall	2004-05	Tom Karren	1952-53-54	Jared Miller	1991-92-93
Lynn Halvorsen	1929	Ralph Keeler	1919-22-23	Jim Miller	1969-70-71
Lee Hamblin	1943	Steve Kelly	1969-70-71	Mark Miller	1960-63-64
Brian Hamilton	1998-99	Jim Kelson	1961-62-63	Floyd Millet	1933
Chris Handy	1998	Andy Kimball	1945	Duard Millett	1943
Mark Handy	1974-75-76-77	Paul Kitchen	1956	Wayne Millett	1935
Travis Hansen	2001-02-03	Greg Kite	1980-81-82-83	Roland Minson	1949-50-51
Don Hanson	1943	Nate Knight	2001	John Moala	1997
Chauncey Harmon	1925	Shane Knight	1991-92-93-94-95	Matt Montague	1997-00-01-02
Irel Hart	1927	Steve Kramer	1964-65-66	Scott Moon	1990-91
Noah Hartsock	2009-10	LaVar Kump	1936-37-38	Lamont Morgan, Jr.	2009-10
Jacob Hawkins	1999	Ron Kump	1954	Tim Mould	1976
Marty Haws	1985-87-88-89-90	Gene Kunz	1961-62	Ben Murdock	2007-08
Tyler Haws	2010		LLL	Bert Myers	1959-60
Leon Heaps	1951-52	Timo Lampen	1961	NNN	
Don Helm	1958	Dean Larsen	1952-53-54	Nick Nakic	1977
Mike Herring	1988-89	Russell Larson	1992-93-94-95	Terry Nashif	2002-03-04-05
Mark Heslop	1986-89-90-91-92	Vance Law	1975-76-77	Ross Neilson	1923
Bruce Hill	1959-60	Veryl Law	1974-75-76-77	Byron Nelson	1931-32-33-34
Gary Hill	1965-66-67	Luiz Lemes	2003-04	Joe Nelson	1947-48-49-50
Russ Hillman	1949-50-51	Drew Leonard	1937	Dick Nemelka	1964-65-66
Willard Hirschi	1954-55-56	Malcolm LeSueur	1932-33	John Nicoll	1958-59
Bryan Hofheins	1995-96	Dave Lewis	1954-55-56	David Nielsen	1999-00
Jim House	1967	John Lewis	1963	Eric Nielsen	1997-00-01-02
Bob Howard	1923-24-25-26	Kari Liimo	1967-68-69	Gifford Nielsen	1974-75
Dan Howard	2000-01-02-03	Shawn Lindquist	1993-94	Kevin Nielsen	1978-79-82-83-84
Doug Howard	1968-69-70	Chick Little	1946-47	Stan Nielsen	1940-41
Greg Humphreys	1986-87	John Lloyd	1990	Chris Nikchevich	1983-84-85
Dale Hunt	1941	Wesley Lloyd	1924-25-26	Kevin Nixon	1992-93
Jim Hunter	1931-32-33-34	Matt Lohner	1995-96	Reed Noble	1975-76
Mel Hutchins	1947-48-50-51	Paul Loveday	1966-67	OOO	
III		Michael Loyd, Jr.	2008-10	Ralph Olsen	1951-52
Rags Ingersoll	1924-25-28-29	Terrell Lyday	2000-01	Roy Olsen	1945-46-47
Bob Inglis	1960	Chris Lynch	1988	Bob Orr	1941-42-43
Vuk Ivanovic	2006-07-08	Walter Lyons	1935	Misho Ostarcevic	1976-77
Ivan Iverson	1937	Marty Lythgoe	1967-68-69	Clarence Osterhues	1949-50
JJJ			MMM	Don Overly	1940-41
Elwood Jackson	1922	Gavin MacGregor	2007	Dick Owen	1947
Gee Jackson	1942	Mac Madsen	1954-58-59	PPP	
Boyd Jarman	1951-52-53	McRay Magleby	1930-31	Paul Packard	1922-23-24-25
Ken James	1965-66-67	Russell Magleby	1928-29-30-31	Albert Page	1919-20
Hal Jensen	1956-57	Logan Magnusson	2010	Bill Pardoe	1938
Jay Jensen	1947	Fernando Malaman	2006-07	Averian Parrish	1986
Jared Jensen	2002-03-04-05	Jack Mannion	1961	Lynn Parsons	1967-68-69
John Jensen	1945	Nick Martineau	2008	Truman Partridge	1922-23

Herschel Pederson	1954-55-56	Kevin Santiago	1989-90	UUU	
Marty Perry	1983-84-85	Mark Santiago	1991-92	Jim Usevitch	1983-84-87-88
Jared Peterson	1998	Kalevi (Moni) Sarkalahti	1971-72-73	VVV	
Morris Peterson	1953-54	LaVon Satterfield	1950	Veikko Vainio	1969-70-71
Rolf Peterson	1942-46	Randy Schouten	1966-67-68	Don Volpi	1958
Russ Peterson	1956-57-58-59	Steve Schreiner	1988-89-90-91	Michael Vranes	1997-99-00-01
Ed Pinegar	1954-55-56	Ron Selleaze	1998	WWW	
Jesse Pinegar	2001-02	Ty Shippen	2001	Brent Wade	1986-87
Matt Pinegar	2009	Jake Shoff	2003-04	Brady Walker	1942-43-46-47
Trent Plaisted	2005-06-07-08	Ernest Shumway	1918	Bud Walker	1929
Alan Pollard	1983-85-86	Rickey Shumway	1959	Scott Warner	1967-68-69-70
Carl Pollard	1984-85	Don Simmons	1927	Stan Watts	1937-38
Wendell Poulson	1927	Glen Simmons	1918-22	Richie Webb	1981-84-85-86
Pete Prusse	1947	Scott Sinek	1982-83-84-85	Justin Weidauer	1992-95-96-97-98
Thomas Pyne	1920	Bob Skousen	1959-62-63	Joe Weight	1946-47-48-49
QQQ		Clarence Skousen	1927-28-29	Ken Weight	1920-21-22
Bob Quinney	1963-64-65	Michael Smith	1984, 87-88-89	Fred Weimer	1939-40-41
RRR		Don Snow	1940-41-42	Neil Welling	1943-44-45
Gary Radunich	1970	Greg Snow	1972-73-74-75	Mekeli Wesley	1998-99-00-01
Lloyd Rasmussen	1954-55	Bill Snow	1921-27	Vern Whatcott	1949-50
Mahlon Rasmusson	1943	Scott Sonnenberg	1997	Jack Whipple	1947-48-49-50
Craig Raymond	1965-66-67	Meade Squire	1946-47	Trent Whiting	2001
Mark Reeve	1927-28-29-30	Jim Spencer	1959	Jay Whitman	1932-33-34-35
Fenton Reeves	1920	Jon Stanley	1964-65	Craig Wilcox	1994-95
Brock Reichner	2005-06	George Staples	1930	Mel Wilkes	1956-57-58
Randy Reid	1990-93-94-95-96	Ron Steinke	1960-61-62-63	Chris Williams	1974-75-76
Robbie Reid	1994-95	Tom Steinke	1955-56-57	Frank Willis	1919
George Rekoutis	1964	Neil Stephens	1953	Bob Wilson	1961-62
Dale Rex	1941-42-43	Brent Stephenson	1986-87	Joe Winters	1943
Keith Rice	1978-79	Reed Stewart	1923-24-25	David Wolfe	1988-89
Bob Ricks	1957	Chris Stock	1996	Kevin Woodberry	2003-04
Doug Richards	1972-73-74	Earl Sumson	1918	Frank Wright	1935-36
Frosty Richards	1924-25-26-27	Russell Swenson	1921-22-26	Leslie Wright	1927-28-29
Harry Richards	1918-19-20-21	TTT		Paul Wyatt	1963-64
Joe Richey	1951-52-53	Nick Taggart	1997-00	YYY	
Grant Richins	1943	Jonathan Tavernari	2007-08-09-10	Robbie Yates	1997-98
Vir Richins	1938-39	Alan Taylor	1977-78-79-80	Ike Young	1923
Silester Rivers	1999-00	Brian Taylor	1983-84-87-88	Keena Young	2005-06-07
Charles Roberts	1937-38	Snide Taylor	1924	ZZZ	
Fred Roberts	1979-80-81-82	John Taylor	1953-54	Brock Zylstra	2010
Glen Roberts	1977-78-79	Terry Tebbs	1954-55-56		
Kenneth Roberts	1991-94-95-96	Roy Thacker	1957-58-59		
Marc Roberts	2000-03-04	Ted Thiel	1947-48-49		
Neil Roberts	1965-66-67	Cy Thompson	1943		
Burl Robison	1930-31-32-33	Jay Thompson	1994-95-96		
Elwood Romney	1930-31-32-33	Jermaine Thompson	1996		
Golden Romney	1923-24-25-26	Paul Thompson	1945		
Jerry Romney	1950-51-52	Verne Thompson	1976-77		
Archie Rose	2008-2009	Paul Thorn	1929		
Mike Rose	2004-05-06-07	Dick Thorne	1952		
Lynn Rowe	1955-56-57	James Thorne	1951		
Owen Rowe	1927-28-29	Phil Tollestrup	1970-71-72		
Bill Ruffner	1964-66	Michael Tompson	1997		
Bryon Ruffner	1996	Byron Toone	1950		
Paul Ruffner	1969-70	Andy Toolson	1985, 88-89-90		
Scott Runia	1977-78-79-80	Bill Treu	1958		
SSS		Gary Trost	1988-91-92-93		
Timo Saarelainen	1981-82-83-84-85	Steve Trumbo	1979-80-81-82		
Nick Sanderson	1992-93	Marlow Turpin	1935-36-37		



BYU COACHING BREAKDOWN

YEAR	COACH	CONF.	FINISH	(REC.)	OVERALL	OFF.	DEF.	DIFF.
2010	Dave Rose	2nd	MWC	(13-3)	30-6	83.1	66.4	+16.7
2009	Dave Rose	T1st	MWC	(12-4)	25-8	77.1	65.2	+11.9
2008	Dave Rose	1st	MWC	(14-2)	27-8	73.7	63.2	+10.5
2007	Dave Rose	1st	MWC	(13-3)	25-9	78.1	69.0	+9.1
2006	Dave Rose	T2nd	MWC	(12-4)	20-9	76.2	71.7	+4.5
2005	Steve Cleveland	T7th	MWC	(3-11)	9-21	65.7	69.0	-3.3
2004	Steve Cleveland	2nd	MWC	(10-4)	21-9	71.4	65.6	+5.8
2003	Steve Cleveland	T1st	MWC	(11-3)	23-9	71.8	63.5	+8.3
2002	Steve Cleveland	T4th	MWC	(7-7)	18-12	70.5	65.0	+5.5
2001	Steve Cleveland	T1st	MWC	(10-4)	24-9	70.4	62.7	+7.7
2000	Steve Cleveland	6th	MWC	(7-7)	22-11	70.5	63.8	+6.7
1999	Steve Cleveland	5th	WAC	(6-8)	12-16	71.8	73.4	-1.6
1998	Steve Cleveland	6th	WAC	(4-10)	9-21	63.5	69.8	-6.3
1997	Tony Ingle	16th	WAC	(0-16)	0-19	58.3	78.9	-20.6
1997	Roger Reid	-	WAC	(0-0)	1-6	62.9	80.3	-17.4
1996	Roger Reid	5th	WAC	(9-9)	15-13	82.3	78.4	+3.9
1995	Roger Reid	2nd	WAC	(13-5)	22-10	75.2	69.2	+6.0
1994	Roger Reid	3rd	WAC	(12-6)	22-10	79.4	74.4	+5.0
1993	Roger Reid	1st	WAC	(15-3)	25-9	81.0	71.9	+9.1
1992	Roger Reid	1st	WAC	(12-4)	25-7	80.2	69.6	+10.6
1991	Roger Reid	2nd	WAC	(11-5)	21-13	72.2	68.7	+3.5
1990	Roger Reid	1st	WAC	(11-5)	21-9	70.3	65.7	+4.6
1989	Ladell Andersen	5th	WAC	(7-9)	14-15	80.6	80.1	+0.5
1988	Ladell Andersen	1st	WAC	(13-3)	26-6	85.5	76.2	+9.3
1987	Ladell Andersen	2nd	WAC	(12-4)	21-11	82.3	77.2	+5.1
1986	Ladell Andersen	4th	WAC	(11-5)	18-14	72.8	70.6	+2.2
1985	Ladell Andersen	3rd	WAC	(9-7)	15-14	75.0	74.4	+0.6
1984	Ladell Andersen	2nd	WAC	(12-4)	20-11	78.5	75.0	+3.5
1983	Frank Arnold	1st	WAC	(11-5)	15-14	69.5	66.2	+3.3
1982	Frank Arnold	4th	WAC	(9-7)	17-13	62.8	58.4	+4.4
1981	Frank Arnold	3rd	WAC	(12-4)	25-7	78.8	71.1	+7.7
1980	Frank Arnold	1st	WAC	(13-1)	24-5	83.5	72.5	+11.0
1979	Frank Arnold	1st	WAC	(10-2)	20-8	85.0	76.6	+8.4
1978	Frank Arnold	4th	WAC	(6-8)	12-18	81.0	83.2	-2.2
1977	Frank Arnold	7th	WAC	(4-10)	12-15	74.6	75.1	-0.5
1976	Frank Arnold	5th	WAC	(6-8)	12-14	77.5	83.9	-6.4
1975	Glenn Potter	6th	WAC	(5-9)	12-14	79.3	80.3	-1.0
1974	Glenn Potter	6th	WAC	(6-8)	11-15	77.5	83.9	-6.4
1973	Glenn Potter	2nd	WAC	(9-5)	19-7	79.5	74.6	+4.9
1972	Stan Watts	1st	WAC	(12-2)	21-5	81.8	74.1	+7.7
1971	Stan Watts	1st	WAC	(10-4)	18-11	82.8	79.1	+3.7
1970	Stan Watts	7th	WAC	(4-10)	8-18	80.7	84.1	-3.4
1969	Stan Watts	1st	WAC	(6-4)	16-12	83.0	80.7	+2.3
1968	Stan Watts	4th	WAC	(4-6)	13-12	82.6	78.2	+4.4
1967	Stan Watts	1st	WAC	(8-2)	14-10	81.7	76.1	+5.6
1966	Stan Watts	2nd	WAC	(6-4)	20-9	95.5	82.9	+12.6
1965	Stan Watts	1st	WAC	(8-2)	21-7	94.3	84.1	+10.2
1964	Stan Watts	3rd	WAC	(5-5)	13-12	79.0	80.2	-1.2
1963	Stan Watts	2nd	WAC	(6-4)	12-14	77.1	78.3	-1.2
1962	Stan Watts	4th	MSC	(5-9)	10-16	70.5	74.9	-4.4
1961	Stan Watts	3rd	MSC	(9-5)	15-11	73.9	71.9	+2.0
1960	Stan Watts	5th	MSC	(5-9)	9-17	67.0	75.1	-8.1
1959	Stan Watts	4th	MSC	(8-6)	15-11	75.5	71.2	+4.3
1958	Stan Watts	2nd	MSC	(9-5)	13-13	65.3	66.7	-1.4
1957	Stan Watts	1st	MSC	(11-3)	19-9	70.7	67.1	+3.6
1956	Stan Watts	2nd	MSC	(10-4)	18-8	77.2	67.0	+10.2
1955	Stan Watts	2nd	MSC	(10-4)	13-13	72.7	71.0	+1.7
1954	Stan Watts	2nd	MSC	(9-5)	18-11	68.6	64.8	+3.83
1953	Stan Watts	2nd	MSC	(11-3)	22-8	69.2	56.2	+13.0
1952	Stan Watts	2nd	MSC	(9-5)	14-10	60.4	58.8	+1.6
1951	Stan Watts	1st	RMC	(15-5)	28-8	65.3	55.7	+9.6
1950	Stan Watts	1st	RMC	(14-6)	22-12	55.0	49.9	+5.1

MWC=Mountain West Conference; WAC=Western Athletic Conference; MSC=Mountain State Conference (Skyline); RMC=Rocky Mountain Conference

MARRIOTT CENTER W/L RECORDS

YEARS	HEAD COACH	W/L	PCT.
1971-72	Stan Watts	12-0	1.000
	Stan Watts Total	12-0	1.000
1972-73	Glenn Potter	11-3	.786
1973-74	Glenn Potter	6-4	.600
1974-75	Glenn Potter	9-6	.533
	Glenn Potter Total	26-13	.641
1975-76	Frank Arnold	7-5	.583
1976-77	Frank Arnold	6-6	.500
1977-78	Frank Arnold	9-4	.692
1978-79	Frank Arnold	14-0	1.00
1979-80	Frank Arnold	12-2	.857
1980-81	Frank Arnold	13-0	1.00
1981-82	Frank Arnold	11-5	.688
1982-83	Frank Arnold	9-6	.600
	Frank Arnold Total	81-28	.743
1983-84	Ladell Andersen	14-1	.933
1984-85	Ladell Andersen	9-5	.643
1985-86	Ladell Andersen	12-4	.750
1986-87	Ladell Andersen	10-4	.786
1987-88	Ladell Andersen	16-2	.889
1988-89	Ladell Andersen	10-5	.667
	Ladell Andersen Total	71-21	.783
1989-90	Roger Reid	15-0	1.00
1990-91	Roger Reid	10-6	.625
1991-92	Roger Reid	14-1	.933
1992-93	Roger Reid	13-1	.929
1993-94	Roger Reid	14-2	.875
1994-95	Roger Reid	14-0	1.000
1995-96	Roger Reid	11-4	.733
1996-97	Roger Reid	1-4	.143
	Roger Reid Total	92-18	.821
1996-97	Tony Ingle	0-9	.000
	Tony Ingle Total	0-9	.000
1997-98	Steve Cleveland	4-10	.286
1998-99	Steve Cleveland	9-5	.643
1999-00	Steve Cleveland	14-2	.875
2000-01	Steve Cleveland	15-0	1.000
2001-02	Steve Cleveland	16-0	1.000
2002-03	Steve Cleveland	13-1	.929
2003-04	Steve Cleveland	13-0	1.000
2004-05	Steve Cleveland	6-8	.429
	Steve Cleveland Total	90-26	.776
2005-06	Dave Rose	14-1	.933
2006-07	Dave Rose	17-0	1.000
2007-08	Dave Rose	16-0	1.000
2008-09	Dave Rose	14-2	.875
2009-10	Dave Rose	15-1	.938
	Dave Rose Total	76-4	.950
Total		448-119	.790

BYU COACHING RECORDS

YEARS	HEAD COACH	WON	LOST	PCT.
1902-03	W.A. Colton	4	5	.444
1903-05	(Unknown)	12	6	.667
1905-08	C.T. Teetzel	22	6	.786
1908-10	Fred Bennion	16	6	.727
1910-11	Henry Rose	8	0	1.000
1911-20	E.L. Roberts	58	20	.744
1920-25	Alvin Twitchell	50	20	.714
1925-28	E.L. Roberts	29	29	.500
	Roberts Overall	87	49	.640
1928-35	G. Ott Romney	139	71	.662
1935-36	Edwin R. Kimball	16	9	.640
1936-38	Fred "Buck" Dixon	25	23	.521
1938-41	Edwin R. Kimball	43	29	.597
	Kimball Overall	59	38	.608
1941-49	Floyd Millet	104	77	.575
1949-72	Stan Watts	371	254	.594
1972-75	Glenn Potter	42	36	.538
1975-83	Frank Arnold	137	94	.593
1983-89	Ladell Andersen	114	71	.616
1989-96	Roger Reid	152	77	.664
1996-97	Tony Ingle	0	19	.000
1997-05	Steve Cleveland	138	108	.561
2005-Pres.	Dave Rose	127	40	.760
	OVERALL	1608	1000	.617

POSTSEASON RECORDS

STAN WATTS

NCAA Overall – 4-10
NIT Overall – 6-2
1950 – NCAA – 1-1
1951 – NCAA – 1-2
NIT – 3-0
1953 – NIT – 0-1
1954 – NIT – 0-1
1957 – NCAA – 1-1
1965 – NCAA – 0-2
1966 – NIT – 3-0
1969 – NCAA – 0-1
1971 – NCAA – 1-2
1972 – NCAA – 0-1

FRANK ARNOLD

NCAA Overall – 3-3
NIT Overall – 0-1
1979 – NCAA – 0-1
1980 – NCAA – 0-1
1981 – NCAA – 3-1
1982 – NIT – 0-1

LADELL ANDERSEN

NCAA Overall – 2-3
NIT Overall – 2-1
1984 – NCAA – 1-1
1986 – NIT – 2-1
1987 – NCAA – 0-1
1988 – NCAA – 1-1

ROGER REID

NCAA Overall – 2-5
NIT Overall – 1-1
1990 – NCAA – 0-1
1991 – NCAA – 1-1
1992 – NCAA – 0-1
1993 – NCAA – 1-1
1994 – NIT – 1-1
1995 – NCAA – 0-1

STEVE CLEVELAND

NCAA Overall – 0-3
NIT Overall – 3-2
2000 – NIT – 2-1
2001 – NCAA – 0-1
2002 – NIT – 1-1
2003 – NCAA – 0-1
2004 – NCAA – 0-1

DAVE ROSE

NCAA Overall – 1-4
NIT Overall – 0-1
2006 – NIT – 0-1
2007 – NCAA – 0-1
2008 – NCAA – 0-1
2009 – NCAA – 0-1
2010 – NCAA – 1-1



YEAR-BY-YEAR TEAM STATISTICS

YEAR	GMS	MINUTES	FG	FGA	FG%	3 FG	3 FGA	3 FG%	FT	FTA	FT%	O-REB	D-REB	TOTAL REB.	RB AVG	PF	FO
1948-49	34		837						442	654	0.676					607	
1949-50	34		670	1977	0.339				420	668	0.629					563	
1950-51	37		920	2611	0.352				597	902	0.660			1457	39.4	709	25
1951-52	24		576	1756	0.328				299	482	0.620			901	37.5	442	15
1952-53	30		743		0.330				566		0.660			1392	46.4	558	22
1953-54	28		697		0.330				529		0.610			1335	47.7	539	9
1954-55	26		685	2104	0.326				522	808	0.646			1268	48.8	521	
1955-56	26		735	2032	0.362				536	770	0.696			1451	55.8	473	20
1956-57	28		688	1956	0.352				609	831	0.733			1230	43.9	508	18
1957-58	26		646	1731	0.373				405	650	0.623			1279	49.2	513	22
1958-59	26		751	1822	0.412				436	698	0.625			1402	53.9	470	22
1959-60	25		630	1653	0.381				416	613	0.679			1168	46.7	459	18
1960-61	26		736	1790	0.411				451	670	0.673			1255	48.3	524	
1961-62	26		725	1910	0.380				390	604	0.646			1293	49.7	530	
1962-63	26		745	1825	0.408				495	701	0.706			1273	49.0	596	
1963-64	25		775	1775	0.437				424	605	0.701			1220	48.8	508	
1964-65	28		1014	2122	0.478				611	825	0.741			1457	52.0	584	
1965-66	25		946	1898	0.498				496	693	0.720			1346	53.8	488	
1966-67	24		762	1550	0.492				436	644	0.678			1117	46.5	519	
1967-68	25		787	1803	0.436				490	720	0.681			1276	51.0	498	
1968-69	28		903	2029	0.445				519	785	0.661			1438	51.4	574	
1969-70	26		812	1859	0.437				472	718	0.657			1369	52.7	534	
1970-71	29		918	1933	0.475				565	805	0.702			1352	46.6	403	
1971-72	26		801	1659	0.483				526	736	0.715			1206	46.4	435	12
1972-73	26		822	1701	0.483				428	594	0.721			1240	47.7	365	
1973-74	26		788	1730	0.455				439	581	0.756			1137	43.7	492	12
1974-75	26		819	1725	0.475				424	613	0.692			1119	43.0	552	24
1975-76	26		805	1722	0.467				405	585	0.692			1162	44.7	572	31
1976-77	27		800	1706	0.469				413	571	0.723			1071	39.7	579	24
1977-78	30		957	1974	0.485				515	725	0.710			1126	37.5	640	39
1978-79	28		940	1778	0.529				501	717	0.699			1176	42.0	587	29
1979-80	29		955	1830	0.522				511	722	0.708			1224	42.2	543	21
1980-81	32		960	1954	0.491				600	840	0.714			1366	42.7	591	29
1981-82	30		697	1511	0.461				491	689	0.712			1118	37.2	507	14
1982-83	29		761	1652	0.461				492	687	0.716			1111	38.3	560	27
1983-84	31		896	1762	0.509				641	855	0.75			1076	34.7	624	17
1984-85	29		821	1773	0.463				533	789	0.676			1048	36.1	671	29
1985-86	32		897	1917	0.468				534	769	0.694			1171	36.6	654	22
1986-87	32		965	1972	0.489	127	318	0.399	577	773	0.746			1186	37.1	673	15
1987-88	32		976	1839	0.531	146	323	0.452	637	835	0.763			1160	36.3	597	15
1988-89	29		838	1675	0.500	135	359	0.376	527	647	0.815			968	33.4	574	14
1989-90	30		739	1482	0.499	140	311	0.450	492	684	0.719			925	30.8	584	21
1990-91	34		876	1796	0.488	121	303	0.399	581	825	0.704	348	811	1257	37.0	660	18
1991-92	32		877	1762	0.498	214	497	0.431	599	813	0.737	302	760	1176	36.8	621	20
1992-93	34	6875	948	1905	0.498	161	443	0.363	697	909	0.767	405	837	1324	38.9	721	15
1993-94	32	6453	876	1779	0.492	141	444	0.318	647	880	0.735	330	741	1185	37.0	691	21
1994-95	32	6481	809	1743	0.464	170	486	0.350	617	798	0.773	338	693	1124	35.1	601	22
1995-96	28	5602	802	1690	0.475	112	335	0.334	587	767	0.765	307	652	1061	37.9	599	
1996-97	26	5218	578	1453	0.398	99	379	0.261	292	453	0.645	246	483	824	31.7	505	18
1997-98	30	6081	589	1571	0.375	194	638	0.304	534	749	0.713	328	620	1060	35.3	638	
1998-99	28	5650	671	1487	0.451	176	474	0.371	491	677	0.725	254	659	913	32.6	585	28
1999-2000	33	6624	795	1725	0.461	192	515	0.373	546	784	0.696	299	819	1118	33.9	640	15
2000-01	33	6600	744	1620	0.459	185	485	0.381	651	835	0.780	292	760	1052	31.9	691	23
2001-02	30	6076	711	1514	0.470	170	428	0.397	523	688	0.760	265	735	1000	33.3	661	18
2002-03	32	6425	765	1654	0.463	194	517	0.375	575	762	0.755	353	781	1134	35.4	688	23
2003-04	30	6025	764	1571	0.486	171	487	0.351	501	692	0.724	316	701	1017	33.9	566	14
2004-05	30	6025	690	1648	0.419	211	583	0.362	381	530	0.719	347	670	1017	33.9	551	10
2005-06	29	5925	782	1692	0.462	202	521	0.388	443	620	0.715	325	699	1024	35.3	582	12
2006-07	34	6876	972	1981	0.491	265	617	0.415	454	688	0.660	414	859	1273	37.4	662	13
2007-08	35	7025	906	1970	0.460	285	764	0.373	483	737	0.655	365	986	1351	38.6	618	12
2008-09	33	6625	909	1879	0.484	238	624	0.381	488	669	0.729	302	894	1196	36.2	607	14
2009-10	36	7250	1025	2120	0.483	292	700	0.417	650	823	0.790	367	965	1332	37.0	621	5

YEAR-BY-YEAR TEAM STATISTICS

YEAR	ASSTS	TO	BLOCKS	STEALS	POINTS	PPG	WINS	LOSS	WIN %	CONF. W	CONF. L	PLACE, CONF.	NCAA/NIT	RECORD
1948-49					2116	58.8	21	13	0.618	12	8	4th, SC		
1949-50					1760	55.0	22	12	0.647	14	6	1st, SC	NCAA	1-1
1950-51	405				2416	65.3	28	9	0.757	15	5	1st, SC	NCAA/NIT	1-2/3-0*
1951-52	171				1451	60.4	14	10	0.583	9	5	2nd, SC		
1952-53					2052	68.5	22	8	0.733	11	3	2nd, SC	NIT	0-1
1953-54					1923	68.6	18	11	0.621	9	5	3rd, SC	NIT	0-1
1954-55					1892	72.8	13	13	0.500	10	4	2nd, SC		
1955-56					2006	77.2	18	8	0.692	10	4	2nd, SC		
1956-57					1985	70.1	19	9	0.679	11	3	1st, SC	NCAA	1-1
1957-58					1697	65.3	12	14	0.462	9	5	T2nd, SC		
1958-59					1965	75.6	15	11	0.577	8	6	4th, SC		
1959-60					1676	67.0	8	17	0.320	5	9	5th, SC		
1960-61					1923	74.0	15	11	0.577	9	5	3rd, SC		
1961-62					1834	70.5	10	16	0.385	5	9	4th, SC		
1962-63					1985	76.3	12	14	0.462	6	4	2nd, WAC		
1963-64					1974	79.0	13	12	0.520	5	5	3rd, WAC		
1964-65					2639	94.3	21	7	0.750	8	2	1st, WAC	NCAA	0-2
1965-66					2388	95.5	20	5	0.800	6	4	2nd, WAC	NIT	3-0*
1966-67					1960	81.7	14	10	0.583	8	2	T1st, WAC		
1967-68					2064	85.6	13	12	0.520	4	6	T4th, WAC		
1968-69					2325	83.0	16	12	0.571	6	4	T1st, WAC	NCAA	0-1
1969-70					2096	80.6	8	18	0.308	4	10	7th, WAC		
1970-71					2401	82.8	18	11	0.621	10	4	1st, WAC	NCAA	1-2
1971-72					2128	81.8	21	5	0.808	12	2	1st, WAC	NCAA	0-1
1972-73					2068	79.5	19	7	0.731	9	5	T2nd, WAC		
1973-74					2015	77.5	11	15	0.423	6	8	6th, WAC		
1974-75					2062	79.3	12	14	0.462	5	9	6th, WAC		
1975-76	445				2015	77.5	12	14	0.462	6	8	T5th, WAC		
1976-77	444				2013	74.6	12	15	0.444	4	10	7th, WAC		
1977-78	565	475	70	168	2429	81.0	12	18	0.400	6	8	T4th, WAC		
1978-79	540	489	97	172	2381	85.0	20	8	0.714	10	2	1st, WAC	NCAA	0-1
1979-80	560	450	103	144	2421	83.5	24	5	0.828	13	1	1st, WAC	NCAA	0-1
1980-81	542	476	117	157	2520	78.8	25	7	0.781	12	4	3rd, WAC	NCAA	3-1
1981-82	450	444	90	127	1885	62.8	17	13	0.567	9	7	T4th, WAC	NIT	0-1
1982-83	445	394	133	173	2014	69.4	15	14	0.517	11	5	T1st, WAC		
1983-84	495	444	75	196	2433	78.5	20	11	0.645	12	4	2nd, WAC	NCAA	1-1
1984-85	438	364	64	183	2175	75.0	15	14	0.517	9	7	T3rd, WAC		
1985-86	496	452	102	187	2328	72.8	18	14	0.563	11	5	4th, WAC	NIT	2-1
1986-87	540	423	109	201	2634	82.3	21	11	0.656	12	4	2nd, WAC	NCAA	0-1
1987-88	597	442	86	205	2735	85.5	26	6	0.813	13	3	1st, WAC	NCAA	1-1
1988-89	438	392	25	175	2338	80.6	14	15	0.483	7	9	5th, WAC		
1989-90	467	369	47	191	2110	70.3	21	9	0.700	11	5	T1st, WAC	NCAA	0-1
1990-91	565	473	246	175	2454	72.2	21	13	0.618	11	5	2nd, WAC	NCAA	1-1
1991-92	564	451	94	219	2567	80.2	25	7	0.781	12	4	T1st, WAC	NCAA	0-1
1992-93	613	566	127	214	2754	81.0	25	9	0.735	15	3	T1st, WAC	NCAA	1-1
1993-94	482	474	108	219	2540	79.4	22	10	0.688	12	6	3rd, WAC	NIT	1-1
1994-95	498	448	99	225	2405	75.2	22	10	0.688	13	5	T2nd, WAC	NCAA	0-1
1995-96	479	386	71	185	2303	82.3	15	13	0.536	9	9	5th, WAC		
1996-97	316	425	53	147	1547	59.5	1	25	0.038	0	16	8th, WAC Mtn		
1997-98	355	486	72	194	1906	63.5	9	21	0.300	4	10	6th, WAC Mtn		
1998-99	359	484	87	188	2009	71.8	12	16	0.429	6	8	5th, WAC Pac		
1999-2000	478	453	73	236	2328	70.5	22	11	0.667	7	7	6th, MWC	NIT	2-1
2000-01	414	454	108	203	2324	70.4	24	9	0.727	10	4	T1st, MWC	NCAA	0-1
2001-02	420	412	92	158	2115	70.5	18	12	0.600	7	7	T4th, MWC	NIT	1-1
2002-03	428	436	82	222	2299	71.8	23	9	0.719	11	3	T1st, MWC	NCAA	0-1
2003-04	445	409	98	208	2200	73.3	21	9	0.700	10	4	2nd, MWC	NCAA	0-1
2004-05	370	439	104	183	1972	65.7	9	21	0.429	3	11	T7th, MWC		
2005-06	462	425	108	197	2209	76.2	20	9	0.690	12	4	T2nd, MWC	NIT	0-1
2006-07	542	456	118	205	2654	78.1	25	9	0.735	13	3	1st, MWC	NCAA	0-1
2007-08	587	492	135	207	2580	73.7	27	8	0.771	14	2	1st, MWC	NCAA	0-1
2008-09	537	375	119	241	2544	77.1	25	8	0.758	12	4	T1st, MWC	NCAA	0-1
2009-10	567	417	126	307	2992	83.1	30	6	0.833	13	3	2nd, MWC	NCAA	1-1

* NIT Champions



BYU NCAA TOURNAMENT RESULTS

1950 (final 8 finish)

Western Regional Semis (Kansas City)
 Baylor 56, BYU 55
 Western Consolation (Kansas City)
 BYU 83, UCLA 62

1951 (final 8 finish)

West First Round (Kansas City)
 BYU 68, San Jose State 61
 West Regional Semifinals (Kansas City)
 Kansas State 64, BYU 54
 West Regional Consolation (Kansas City)
 Washington 80, BYU 67

1957 (final 16 finish)

*first-round bye
 West Regional Semifinals (Corvallis, Ore.)
 California 86, BYU 59
 West Regional Consolation (Corvallis, Ore.)
 BYU 65, Idaho State 54

1965 (final 16 finish)

*first-round bye
 West Regional Semifinals (Provo, Utah)
 UCLA 100, BYU 76
 West Regional Consolation (Provo, Utah)
 Oklahoma City 112, BYU 102

1969

West First Round (Las Cruces, N.M.)
 New Mexico State 74, BYU 62

1971 (final 16 finish)

West First Round (Logan, Utah)
 BYU 91, Utah State 82
 West Reg. Semifinals (Salt Lake City)
 UCLA 91, BYU 73
 West Reg. Consolation (Salt Lake City)
 Pacific 84, BYU 81

1972

West First Round (Pocatello, Idaho)
 Long Beach State 95, BYU 90

1979

*first-round bye
 West Second Round (Tuscon, Ariz.)
 (4) San Francisco 86, (5) BYU 63

1980

*first-round bye
 West Second Round (Ogden, Utah)
 (6) Clemson 71, (3) BYU 66

1981 (final 8 finish)

East Regional (Providence, R.I.)
 (6) BYU 60, (11) Princeton 51
 (6) BYU 78, (3) UCLA 55
 East Regional Semifinals (Atlanta)
 (6) BYU 51, (2) Notre Dame 50
 West Regional Finals (Atlanta)
 (1) Virginia 74, (6) BYU 60

1984

Midwest Regional (Birmingham, Ala.)
 (8) BYU 84, (9) UAB 68
 (1) Kentucky 93, (8) BYU 68

1987

SE First Round (Birmingham, Ala.)
 (7) New Orleans 83, (10) BYU 79

1988

Midwest Regional (Birmingham, Ala.)
 (4) BYU 98, (13) NC-Charlotte 92 (OT)
 (5) Louisville 97, (4) BYU 76

1990

East First Round (Hartford, Conn.)
 (5) *Clemson 49, (12) BYU 47
 *win later vacated by the NCAA

1991

West First Round (Salt Lake City)
 (10) BYU 61, (7) Virginia 48
 West Second Round (Salt Lake City)
 (2) Arizona 76, (10) BYU 61

1992

West First Round (Boise, Idaho)
 (7) LSU 94, (10) BYU 83

1993

Midwest First Round (Chicago)
 (7) BYU 80, (10) SMU 71
 Midwest Second Round (Chicago)
 (2) Kansas 90, (7) BYU 76

1995

Midwest First Round (Memphis, Tenn.)
 (9) Tulane 76, (8) BYU 70

2001

West First Round (San Diego)
 (5) Cincinnati 84, (12) BYU 59

2003

South First Round (Spokane, Wash.)
 (5) Connecticut 58, (12) BYU 53



2004

Phoenix Bracket (Denver)
 (5) Syracuse 80, (12) BYU 75

2007

South First Round (Lexington, Ky.)
 (9) Xavier 79, (8) BYU 77

2008


West First Round (Anaheim, Calif.)
 (9) Texas A&M 67, (8) BYU 62

2009

West First Round (Philadelphia)
 (9) Texas A&M 79, (8) BYU 66

2010

West First Round (Oklahoma City)
 (7) BYU 95, (10) Florida 85 (2OT)
 West First Round (Oklahoma City)
 (2) Kansas State 84, (7) BYU 72



In the 1981 NCAA Tournament, the Cougars advanced to the Elite Eight where they took on All-American Ralph Sampson and the Virginia Cavaliers. After beating Princeton, UCLA and Notre Dame earlier in the tournament, the Cougars, led by Greg Kite, Fred Roberts and Danny Ainge, were finally eliminated by the Cavaliers in the Elite Eight.

NIT APPEARANCES

1951

BYU 75, St. Louis 58
 BYU 69, Seton Hall 59
 BYU 62, Dayton, 43 (NIT Final)

1953

Niagara 82, BYU 76

1954

St. Francis PA 81, BYU 68

1966

BYU 90, Temple 78
 BYU 97, Army 60
 BYU 97, NYU 84 (NIT Final)

1982

Washington 66, BYU 63

1986

at BYU 67, SMU 63
 at BYU 93, Cal-Irvine 80
 at Ohio State 79, BYU 68

1994

at BYU 74, Arizona St. 67
 at Fresno St. 68, BYU 66

2000

at BYU 81, Bowling Green 54
 at BYU 82, Southern Illinois 57
 at Notre Dame 64, BYU 52

2002

at BYU 78, UC Irvine 55
 at Memphis 80, BYU 69

2006

at Houston 77, BYU 67

OVERALL RECORD

NIT 12-8 (10 years)
 (Champions 1951, 1966)

COUGARS EARN NATIONAL TITLES IN 1951 AND 1966


In 1951, the Cougars defeated Dayton in the championship game of the National Invitational Tournament. After the win, BYU accepted an invitation to the NCAA Tournament, which at the time was not yet recognized as the decisive tournament for the country's best team.

As the nation's champions, the Cougars finished 28-9 with the most wins in BYU basketball history. Not only is it impressive that BYU won the national title and so many games, but it is even more amazing that they did so without a home court. With the Smith Fieldhouse under construction, BYU split its "home games" between Springville High's gymnasium and the University of Utah. Head coach Stan Watts guided the Cougars to the national title in only his second year at the helm. Watts had the help of Mel Hutchins, who became the first Cougar to be named a first-team All-American and went on to win Rookie of the Year in the NBA in the 1952-53 season.

In 1966, the Cougars finished as a 20-game winner with their final game against NYU in the championship game of the National Invitational Tournament. Playing in a packed Madison Square Garden, the No. 1-ranked Cougars outplayed NYU, leading 48-43 at halftime and never looking back. With star Dick Nemelka on the bench with four fouls, the Cougars turned to junior center Craig Raymond and junior forward Gary Hill. Hill and Raymond, non-starters going into the tournament, led the high-scoring Cougar offense with 21 points each.




1951 NIT CHAMPIONS




COUGAR BASKETBALL 1951

Steve Kramer added 20 points to become the third Cougar with 20 or more points and the fifth Cougar to score in double digits. The win over the Violets marked the second NIT championship for both BYU and head coach Stan Watts. The season was the highest scoring in Cougar history. BYU averaged 95.5 points per game while hitting 50 percent of its shots. In the NIT final the Cougars shot 59 percent while handling NYU. Former coach of the Boston Celtics, Red Auerbach, commented on BYU at the championship, saying, "BYU simply overpowered them. They (the Cougars) outplayed them all over the court."



'65-66

BRIGHAM YOUNG UNIVERSITY



1966 NIT CHAMPIONS

TOURNAMENT RESULTS



YEAR	TOURNAMENT	PLC.	REC.							
				Kentucky Inv.	2nd	2-1		NIT	2-1	
1949-50	Rocky Mtn. Conf.	1st	3-0	WAC		0-1	2000-01	Yahoo Sports Invitational	4th 1-2	
	Los Angeles Inv.	4th	1-1	NCAA Regional		1-1		MWC	1st 3-0	
	NCAA	4th	1-1	1984-85	Stanford Inv.	3rd 1-1		NCAA	0-1	
1950-51	Rocky Mtn. Conf.	2nd	2-1	Cougar Classic	1st	2-0	2001-02	Las Vegas Showdown	1-0	
	NIT	1st	3-0	Cotton States	3rd	1-1		MWC	0-1	
	NCAA	4th	1-2	WAC		0-1		NIT	1-1	
1951-52	Sugar Bowl	4th	0-2	1985-86	Kactus Klassic	3rd 1-1		2002-03	Paradise Jam @ U.S. Virgin Is.	3-0
1952-53	Dixie Classic	2nd	2-1	Cougar Classic	2nd	1-1		MWC	1-1	
	NIT		0-1	WAC		0-1		NCAA	0-1	
1953-54	Holiday Festival	3rd	2-1	NIT		2-1	2003-04	Cable Car Classic	2-0	
	NIT		0-1	1986-87	Coca-Cola NIT Classic	0-1		MWC	1-1	
1955-56	Motor City	1st	2-0	Cougar Classic	2nd	1-1		NCAA	0-1	
1956-57	Holiday Festival	3rd	2-1	Cable Car Classic	1st	2-0	2004-05	Maui Invitational	1-2	
	NCAA Regional	3rd	1-1	WAC		1-1		MWC	0-1	
1958-59	Queen City	4th	0-2	NCAA		0-1	2005-06	MWC	0-1	
1959-60	Hurricane	3rd	1-1	1987-88	Cougar Classic	1st 2-0		NIT	0-1	
1960-61	Poinsettia	3rd	1-1	WAC		1-1	2006-07	BYU Holiday Classic	1st 3-0	
1962-63	Quaker City	2nd	2-1	NCAA		1-1		MWC	2nd 2-1	
1963-64	Far West	2nd	2-1	1988-89	Lapchick	2nd 1-1		NCAA	0-1	
1964-65	All-College	3rd	2-1	Cougar Classic	2nd	1-1	2007-08	Las Vegas Invitational	2nd 3-1	
	NCAA Regional	4th	0-2	WAC		0-1		MWC	2nd 2-1	
1965-66	Quaker City	5th	2-1	1989-90	Cougar Classic	1st 2-0		NCAA	0-1	
	NIT	1st	3-0	WAC		0-1	2008-09	Basketball Travelers Invi.	1st 3-0	
1966-67	Holiday Festival	6th	1-2	NCAA		0-1		MWC	1-1	
1967-68	All-College	2nd	2-1	1990-91	Big Apple NIT	0-1		NCAA	0-1	
1968-69	Cable Car Classic	4th	0-2	Cougar Classic	2nd	1-1	2009-10	Las Vegas Classic	1st 4-0	
	Far West Classic	3rd	2-1	Holiday Festival	4th	0-2		MWC	1-1	
	NCAA Regional		0-1	WAC	1st	3-0		NCAA	1-1	
1969-70	Quaker City	5th	1-2	NCAA		1-1				
1970-71	NCAA Regional	4th	1-2	1991-92	Cougar Classic	1st 2-0				
	Rainbow Classic	2nd	2-1	Red Lobster Classic	3rd	1-1				
1971-72	Cougar Classic	1st	2-0	WAC	1st	3-0				
	Jayhawk Classic	3rd	1-1	NCAA		0-1				
	Old Dominion	3rd	1-1	1992-93	Cougar Classic	1st 2-0				
	NCAA Regional		0-1	Maui Invitational	2nd	2-1				
1972-73	All-College	2nd	2-1	Far West Classic	4th	0-2				
1973-74	Far West Classic	4th	2-1	WAC		1-1				
1975-76	Cougar Classic	2nd	1-1	NCAA		1-1				
	Old Dominion	1st	2-0	1993-94	Tournament of Champs	2nd 1-1				
1976-77	Cougar Classic	1st	2-0	Cougar Classic	1st	2-0				
	All-College	3rd	2-1	WAC	2nd	2-1				
1977-78	Cougar Classic	4th	0-2	NIT		1-1				
	Rainbow Classic	7th	1-2	1994-95	Alaska Shootout	2nd 2-1				
1978-79	Cougar Classic	1st	2-0	Cougar Classic	1st	2-0				
	Pillsbury Classic	3rd	1-1	Cable Car Classic	1st	2-0				
	NCAA Regional		0-1	WAC		0-1				
1979-80	Cougar Classic	1st	2-0	NCAA		0-1				
	Far West Classic	3rd	2-1	1995-96	Cougar Classic	1st 2-0				
	NCAA Regional		0-1	WAC		0-1				
1980-81	Cougar Classic	1st	2-0	1996-97	Cougar Classic	4th 0-2				
	Volunteer Classic	2nd	1-1	1997-98	Cougar Classic	1st 2-0				
	NCAA Regional		3-1	Rainbow Classic		1-2				
1981-82	Cougar Classic	1st	2-0	WAC		0-1				
	NIT		0-1	1998-99	Cougar Classic	1st 2-0				
1982-83	Cougar Classic	3rd	1-1	WAC		1-1				
	Holiday Festival	4th	0-2	1999-00	Cougar Classic	1st 2-0				
1983-84	Cougar Classic	3rd	1-1	MWC	2nd	2-1				

(25 NCAA Appearances: 12-28)
(10 NIT Appearances: 12-8)

BYU appeared in its 21st NCAA Tournament in 2004 against defending national-champion Syracuse. The Cougars played strong and jumped out to an 11-point lead in the first half, but Gerry McNamara's nine three-pointers and 43 points helped Syracuse slip past BYU.






ALL-TIME HONORS



DANNY AINGE

1981 NCAA Player of the Year



Known for his feisty, hard-nosed playing style, Danny Ainge has become one of the most famous athletes to graduate from BYU.

During his four-year career as a Cougar, Ainge was a Consensus All-American, a two-time first-team Academic All-American, the WAC Player of the Year and a four-time All-WAC selection. He set an NCAA record with 112 consecutive games scoring in double digits and broke the BYU and WAC all-time scoring records with 2,467 points.

As a senior in 1981, Ainge led BYU to the 1981 Eastern Regionals. He concluded his senior season by winning the Eastman Award as well as the John Wooden Award — given annually to the top collegiate basketball player in the nation.

Ainge beat out Isiah Thomas (Indiana), Sam Bowie (Kentucky), Mark Aguirre (DePaul), Ralph Sampson (Virginia) and Steve Johnson (Oregon State) to win the Wooden Award. In doing so, he became the fifth winner of the award, joining Marques Johnson, Larry Bird, Phil Ford and Darrell Griffith.

As a two-sport star, Ainge was drafted by both the Toronto Blue Jays for baseball and the Boston Celtics (31st pick) for basketball. After playing four seasons with the Blue Jays, he chose to pursue an NBA career. Ainge was a member of the Celtics' 1984 and 1986 Championship teams and played in six NBA finals with three different teams (Boston, Portland and Phoenix). He also played for the Sacramento Kings. He became only the third player in NBA history to make 1,000 three-point field goals, finishing his 14-year career with 1,002.

Ainge played in 193 NBA playoff games, which was second all-time (Kareem Abdul-Jabbar, 237) when he retired. He is still third all-time, behind only Abdul-Jabbar and Robert Horry, and ahead of Magic Johnson, Robert Parrish, John Havlicek and Bill Russell to name a few.

After retiring in 1995, Ainge was an NBA basketball television analyst for Turner Broadcasting for one year before the Phoenix Suns brought him back to the organization as an assistant head coach. Just eight games into the season, he was promoted to head coach and guided his club to a 40-34 record after the team started the season 0-8. He spent the next two-plus seasons as head coach of the Suns and compiled a 136-90 (.602) record before stepping down on December 13, 1999. He then returned for three more seasons with Turner Broadcasting before returning to the Boston Celtics in May 2003 as the Executive Director of Basketball Operations. He was named the 2008 NBA Executive of the Year following the Celtics' Championship season.

His son Austin played on the BYU basketball team from 2003-07. Ainge was inducted into the GTE Academic All-America Hall of Fame in May 2000 and honored with the prestigious NCAA Silver Anniversary Award in January 2006.



DANNY AINGE COLLEGE HONORS

- Eastman Award (1981 Player of the Year NABC)
- John Wooden Award
- MVP NABC All-Star Game
- Naismith All-America First Team
- NBA Coaches All-America First Team
- NABC (Kodak-Coaches) All-America First Team
- Associated Press All-America First Team
- Basketball Writers Association All-America First Team
- United Press International All-America First Team
- The Sporting News All-America First Team
- Pizza Hut First Team
- District 7 Player of the Year
- Western Athletic Conference Player of the Year
- Four-time All-WAC selection
- Two-time Academic All-America Team

OTHER COLLEGE ACCOMPLISHMENTS

- Set NCAA record with 112 consecutive games scoring in double figures
- Finished in NCAA top-20 career points leaders
- Finished as WAC's career scoring leader
- WAC record-holder in seven other categories
- Set three BYU season scoring records and seven career marks
- His 40 points is the most scored by a BYU player in the Marriott Center

DANNY AINGE JERSEY RETIREMENT 2003


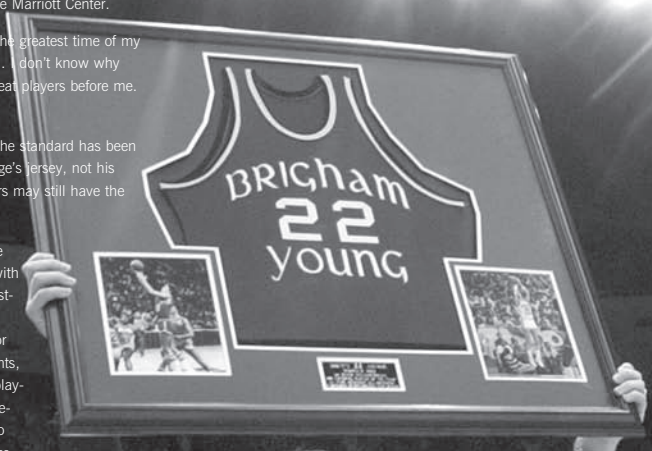
With a capacity crowd of 22,702 on hand, Danny Ainge was honored on March 8, 2003, by being the first-ever BYU basketball player to have his jersey retired in the 100-year history of the program. His No. 22 jersey will forever hang from the rafters of the Marriott Center.

"It's just a great honor," Ainge said. "BYU was the greatest time of my life. It's just great to be a part of BYU basketball. I don't know why mine is the first to go up. There were a lot of great players before me. Hopefully this is just the start."

Then-BYU president Merrill J. Bateman said, "The standard has been set very high. We hope there will be more." Ainge's jersey, not his number, was retired, which means future players may still have the option to wear No. 22.

The ceremony, which took place during halftime of BYU's game against Colorado State, started with a video clip of Ainge's famous coast-to-coast, last-second basket to beat Notre Dame in the 1981 NCAA Tournament. Then-men's athletics director Val Hale shared some of Ainge's accomplishments, which include being named college basketball player of the year in 1981, playing professional baseball with the Toronto Blue Jays and winning two basketball championships with the Boston Celtics.

One of Ainge's former teammates, Scott Runia, said they used to call Ainge "clout" because he brought the team clout. They called him "clutch" because he made the play when it counted. They called him "smooth" because Danny won the heart of Michale Toolson, Ainge's wife. But most importantly, they called him a friend.



DANNY AINGE CAREER STATS

YEAR	GP	GS	MIN	AVG	FG	FGA	PCT	FT	FTA	PCT	REB	AVG	PF	FO	A	AVG	TO	BLK	STL	AVG	PTS	AVG
1977-78	30	30	1140	38.0	243	473	.514	146	169	.864	173	5.8	113	9	158	5.3	104	6	60	2.0	632	21.1
1978-79	27	27	922	34.1	206	376	.548	86	112	.768	102	3.8	87	3	122	4.5	100	8	46	1.7	498	18.4
1979-80	29	29	984	33.9	229	430	.533	97	124	.782	114	3.9	91	4	132	4.6	72	3	43	1.5	555	19.1
1980-81	32	32	1212	37.9	309	596	.517	164	199	.824	152	4.8	102	3	127	4.0	103	4	46	1.4	782	24.4
Totals	118	118	4258	36.0	987	1875	.526	493	605	.815	541	4.6	393	19	539	4.6	379	21	195	1.7	2467	20.9



KRESIMIR COSIC

BASKETBALL HALL OF FAME INDUCTEE



Few players in BYU history have been able to capture the hearts of Cougar fans like Kresimir Cosic did from 1970-73. The 6-foot-11 center from Zadar, Yugoslavia, entertained fans during his stellar career with his enthusiastic, guard-like play.

Whether it was leading the fastbreak, dribbling between his legs or shooting a sky-hook, Cosic's enthusiasm and on-court antics endeared him to almost everyone who saw him play.

During his career at BYU, Cosic used his versatile inside-outside game to lead the Cougars in scoring (23.3) and rebounding (13.0) as a junior and again as a senior (20.2 points per game). His unselfish attitude helped him to lead his team in assists.

He ranks second on BYU's all-time rebounding list with 919, an average of 11.6 per game, and fourth all-time with a 19.1 career scoring average while recording a BYU-record 47 double-doubles. He was a three-time first-team All-WAC selection and an All-American his junior and senior years. He likely would have been a four-year all-conference award winner but freshmen at that time were not allowed to play on varsity. Behind the play of Cosic, the Cougars won two WAC titles and reached the NCAA Regional Tournament in 1971 and 1972.



Upon graduation, Cosic became very much involved with basketball throughout Europe. He had offers to play in the NBA from the Boston Celtics and Los Angeles Lakers but he chose to return home and play for the Yugoslavian National Team for \$250 a week. Cosic played on four Olympic teams with his native land, winning a gold medal in 1980 and two silver medals in 1968 and 1976. He ended his career as his country's all-time scoring leader and went on to coach the Yugoslavian national team for many years.

His national and international accomplishments led to his induction into the Basketball Hall of Fame in Springfield, Mass., on May 6, 1996, making Cosic just the second Cougar to receive the prestigious honor and the only BYU player. He is also a member of the Utah Basketball Hall of Fame, inducted in 2001.

In September of 1992, Cosic was appointed as deputy ambassador for Croatia to the United States. He and his family lived in Washington D.C. where he performed his diplomatic duties in the same excellent manner in which he played basketball.




On May 25, 1995, Cosic lost his battle against the toughest opponent of his career – cancer. During his 46 years on earth, Cosic became one of the most influential and well-known of all European basketball players. He left behind the legacy and credit of being the individual that first introduced the American game of basketball to Europe.

During the 2005 NCAA Men's Basketball Tournament, CBS Television analyst Billy Packer singled out Cosic while discussing the quality of international players playing college basketball. Said Packer, "Kresimir Cosic, who played at BYU, was really the first great international player to play college basketball in the United States."

Cosic played in BYU's first game on the Marriott Center floor in 1971. His No. 11 jersey was retired by BYU on Mar. 4, 2006 in a halftime ceremony with 20,732 fans in attendance, which was also the last time the original Marriott Center floor was used before being replaced during the summer of 2006.

"It's very impressive that Kreso is not forgotten here," said Cosic's wife Ljerka, through her daughter Ana, at the retirement ceremony. "Kreso never forgot Provo. He loved his Croatia and always spoke of it as the most beautiful place on Earth, but Provo forever remained his second home. Provo and BYU marked his life forever."





STAN WATTS

BASKETBALL HALL OF FAME INDUCTEE

When considering the most influential individuals in BYU basketball history, Stan Watts has to be placed at the top of the list. During his 23 years at the helm of the Cougar basketball program, Watts led his teams to two NIT National

Championships (1951, 1966) and oversaw the construction of the George Albert Smith Fieldhouse and the Marriott Center.

His nationally recognized accomplishments led to his induction into the Basketball Hall of Fame in Springfield, Mass., on March 6, 1986, making him the first Cougar to receive the prestigious honor. Watts finished his career after the 1971-72 season with an overall record of 371-254 (.594).

He was a member of the NCAA's Rules Committee, served as president of the National Association of Basketball Coaches and chaired the U.S. Olympic Basketball Committee in 1976. Watts also served six years as BYU's athletic director and spent time on the Cougar football and baseball coaching staffs.

Even more impressive than his remarkable accomplishments as a coach is his impeccable character as a human being. He is respected by coaches, fans and players alike for his conduct both on and off the court.

"His won-loss record speaks very well for the kind of coach he was," said former player Harold Christensen, who played for Watts on the 1951 championship team. "His reputation among his fellow coaches suggests how much they respected him. He still has that and is still honored in the community in which he coached."

Always a fighter, Watts overcame a rare form of cancer in 1971—only the fourth-known case of this type of cancer in medical history. Despite the fact that the other three individuals died, Watts refused to give up. After 14-hours of surgery and a two-month stay in the hospital, Watts returned to coach his team to a WAC Championship the following year.

Known for his fast-break style of offense, Watts remained an avid




Cougar fan. He once said, "It has always been our contention that the average basketball fan likes to see fast-scoring, speedy, exciting basketball."

By looking around the Marriott Center during a Cougar game, there are hints that Watts has been there. The glass-encased exhibit in the halls outside the arena pays tribute to one of the greatest coaches and individuals ever to grace the sidelines of a BYU athletic contest — as do the two NIT Championship banners and the WAC title banners from 1965, 1967, 1969, 1971 and 1972.

"The greatest tribute I can pay to Stan Watts," said retired Senior Associate Athletic Director Pete Witbeck, who was BYU's NCAA compliance officer and former assistant to Watts for many years, "is he's truly a man of God. He's always been a gentleman and great man. You don't see that very often."

Watts passed away April 6, 2000, at the age of 88.



STAN WATTS
NIT CHAMPIONSHIPS, 1951, 1966

BYU'S BASKETBALL ALL-AMERICANS

PLAYER	POS.	HT.	YEAR	RECOGNITION
Elwood S. Romney			1931	Helms (1st), College Humor (3rd), Consensus
			1932	Helms (1st)
Joe Nelson	F	6-3	1948	Helms (2nd), GlobeTrotters Tour
Mel Hutchins	C	6-5	1951	Helms (1st), Sporting News (1st), Converse Yearbook (1st), Look Magazine (1st), INS (1st), UPI (3rd), AP (3rd)
Roland Minson	F	6-0	1951	Converse Yearbook (4th)
Joe Richey	F	6-1	1953	Colliers (2nd), INS (2nd), Look Magazine (2nd), Helms (3rd)
Dean Larsen	F	6-2	1954	Helms (2nd)
Terry Tebbs	G	5-9	1956	UPI Little (1st)
Tom Steinke	G	5-10	1957	UPI Little (1st), Helms (2nd)
Gary Earne	G	6-0	1961	AP (HM)
John Fairchild	C	6-8	1965	Helms, NABC (3rd)
Dick Nemelka	G	6-0	1966	Helms, Converse Yearbook (1st), USBWA (1st), NABC (3rd)
Kresimir Cosic	C	6-11	1972	Helms, Converse Yearbook (2nd), UPI (3rd), NABC (4th)
			1973	Helms, NABC (4th), Citizen Saving Athletes Foundation
Danny Ainge	G	6-5	1978	UPI (HM)
			1979	NABC (4th)
			1980	Helms, NABC (3rd), Academic (1st)
			1981	Consensus, Helms, AP (1st), NABC (1st), UPI (1st), Sporting News (1st), Converse Yearbook (1st), Basketball Times (1st), Wooden Award, Eastman Award, USBWA (2nd), Academic (1st)
Devin Durrant	F	6-7	1983	Academic (1st)
			1984	Wooden (1st), AP (2nd), NABC (2nd), USBWA (2nd), Sporting News (2nd), Basketball Times (2nd), UPI (3rd)
Michael Smith	F	6-10	1987	Academic (1st)
			1988	USBWA (2nd), UPI (2nd), Basketball Times (2nd), AP (3rd), Basketball Weekly (3rd), Sporting News (HM), Academic (1st)
			1989	Academic (1st)
Jeff Chatman	F	6-6	1988	Sporting News (HM)
Andy Toolson	F	6-6	1990	Academic (1st)
Shawn Bradley	C	7-6	1991	Basketball Times Freshman (1st)
Nate Call	G	6-0	1992	AP (HM)
Gary Trost	C	6-10	1993	AP (HM)
Randy Reid	G	6-2	1994	Academic (3rd)
Russell Larson	F	6-11	1995	Academic (1st)
Mekeli Wesley	F	6-9	2001	AP (HM)
Rafael Araujo	C	6-11	2004	Basketball Times (2nd), AP (HM)
Trent Plaisted	F/C	6-11	2006	Scout.com Freshman (2nd)
Keena Young	F	6-6	2007	AP (HM)
Lee Cummard	F	6-7	2008	AP (HM)
			2009	FoxSports.com (4th)
Jimmer Fredette	G	6-2	2010	Basketball Times (2nd), NABC State Farm Coaches' (3rd), Lute Olson, AP (HM), Sporting News (3rd)



Rafael Araujo earned All-America accolades in 2003-04 after leading BYU to the NCAA Tournament as its leading scorer and rebounder. He had 32 points and 17 rebounds in BYU's win over eventual Final Four participant Oklahoma State.



KEENA YOUNG



LEE CUMMARD



JIMMER FREDETTE

CONFERENCE AWARDS

CONFERENCE PLAYER OF THE YEAR

- 1964-65 John Fairchild, Sr.
- 1980-81 Danny Ainge, Sr.
- 1982-83 Devin Durrant, Jr.
- 1984-85 Timo Saarelainen, Sr.
- 1987-88 Michael Smith, Jr.
- 2000-01 Mekeli Wesley, Sr.
- 2003-04 Rafael Araujo, Sr.
- 2006-07 Keena Young, Sr.
- 2007-08 Lee Cummand, Jr.

DEFENSIVE PLAYER OF THE YEAR

- 2002-03 Travis Hansen, Sr.
- 2003-04 Mike Hall, Jr.

ALL-DEFENSIVE TEAM

- 1994-95 Robbie Reid, So.
- 1995-96 Randy Reid, Sr.
- 2008-09 Jackson Emery, So.
- 2008-09 Jackson Emery, Jr.

ALL-NEWCOMER TEAM (END IN 2001)

- 1995-96 Bryon Ruffner, Jr.
- 1997-98 Ron Sellaeze, Jr.+
- 1997-98 Mekeli Wesley, Fr.
- 1998-99 Mark Bigelow, Fr.
- 1999-00 Terrell Lyday, Jr.#
- 2000-01 Trent Whiting, Sr.

MWC SIXTH MAN

- 2009-10 Jonathan Tavernari, Sr.

COACH OF THE YEAR

- 1989-90 Roger Reid
- 1991-92 Roger Reid
- 2002-03 Steve Cleveland
- 2005-06 Dave Rose
- 2006-07 Dave Rose

FRESHMAN OF THE YEAR

- 1990-91 Shawn Bradley
- 1991-92 Russell Larson
- 1998-99 Mark Bigelow
- 2001-02 Jared Jensen
- 2005-06 Trent Plaisted
- 2006-07 Jonathan Tavernari

MWC ALL-TOURNAMENT TEAM

- 1999-00 Terrell Lyday
- 2000-01 Terrell Lyday
- 2000-01 Mekeli Wesley
- 2003-04 Rafael Araujo
- 2006-07 Lee Cummand
- 2006-07 Trent Plaisted
- 2006-07 Keena Young
- 2007-08 Lee Cummand
- 2008-09 Jimmer Fredette
- 2009-10 Jimmer Fredette

+WAC Newcomer of the Year
#MWC Newcomer of the Year

PLAYER OF THE YEAR AWARD WINNERS



JOHN FAIRCHILD '65



DANNY ANGE '81



DEVIN DURRANT '83



TIMO SAARELAINEN '85



MICHAEL SMITH '88



MEKELI WESLEY '01



RAFAEL ARAUJO '04




KEENA YOUNG '07



LEE CUMMAND '08



Dave Rose earned back-to-back MWC Coach of the Year awards in his first two years at the helm. He is the first BYU coach to ever garner consecutive conference honors.



**KEENA YOUNG
2007 MWC PLAYER
OF THE YEAR**

COACH OF THE YEAR



ROGER REID '90, '92



STEVE CLEVELAND '03



DAVE ROSE '06, '07

**MIKE HALL · 2004
MWC DEFENSIVE
PLAYER OF THE YEAR**

FRESHMAN OF THE YEAR AWARD WINNERS



SHAWN BRADLEY '91



RUSSELL LARSON '92



MARK BIGELOW '99



JARED JENSEN '02



TRENT PLAISTED '06



JONATHAN TAVERNARI '07



ALL-CONFERENCE PERFORMERS

1930-31 (Rocky Mountain)

Elwood Romney, Fr. 1st

1931-32

Elwood Romney, So. 1st

1932-33

Floyd Millet, Fr. 1st

Jay Whitman, Fr. 1st

1933-34

Floyd Millet, So. 1st

Jay Whitman, So. 1st

1936-37

Earl Giles, Jr. 1st

**1940-41 (Mountain States/
Skyline)**

Duane Esplin, Fr. 1st

1942-43

Brady Walker, Fr. 1st

1947-48

Joe Nelson, So. 1st

Randy Clark, So. 1st

1948-49

Joe Nelson, Jr. 1st

1950-51

Roland Minson, Jr. 1st

Mel Hutchins, Sr. 1st

1952-53

Joe Richey, Jr. 1st

Harold Christensen, Jr. 1st

1953-54

Dean Larsen, Jr. 1st

1954-55

Terry Tebbs, So. 1st

1955-56

Terry Tebbs, Jr. 1st

1957-58

John Nicoll, Jr. 1st

1960-61

Gary Earnest, Sr. 1st

1962-63 (Western Athletic)

Bruce Burton, Sr. 1st

Gary Batchelor, Sr. 2nd

1963-64

John Fairchild, Jr. 1st

1964-65

John Fairchild, Sr. 1st

Dick Nemelka, Jr. 2nd

1965-66

Dick Nemelka, Sr. 1st

Jeff Congdon, Sr. 2nd

Steve Kramer, Sr. 2nd

1966-67

Kari Liimo, So. 1st

Craig Raymond, Sr. 2nd

Jim Jimas, Sr. 2nd

1967-68

Jim Eakins, Sr. 1st

Kari Liimo, Jr. 2nd

Marty Lythgoe, Jr. 2nd

1968-69

Paul Ruffner, Jr. 2nd

Marty Lythgoe, Sr. 2nd

Doug Howard, Jr. 2nd

1969-70

Doug Howard, Sr. 2nd

1970-71

Kresimir Cosic, So. 1st

1971-72

Kresimir Cosic, Jr. 1st

Bernie Fryer, Sr. 1st



Mountain States Conference All-Conference First Team selections from left to right: Mel Hutchins, Joe Nelson and Roland Minson.

1972-73

Kresimir Cosic, Sr. 1st

Doug Richards, Jr. 2nd

1973-74

Doug Richards, Sr. 2nd

1975-76

Jay Cheesman, Jr. 1st

1976-77

Jay Cheesman, Sr. 2nd

1977-78

Danny Ainge, Fr. 1st

1978-79

Danny Ainge, So. 1st

Scott Runia, Jr. 2nd

Alan Taylor, Jr. 2nd

1979-80

Danny Ainge, Jr. 1st

Alan Taylor, Sr. 1st

1980-81

Danny Ainge, Sr. 1st

Fred Roberts, Jr. 1st

1981-82

Fred Roberts, Sr. 1st

Steve Trumbo, Sr. 1st

1982-83

Devin Durrant, Jr. 1st

Brett Applegate, Jr. 2nd




Left to Right: Steve Kramer, Stan Watts, Jeff Congdon, Jim Eakins (back), Neil Roberts and Dick Nemelka.



FRED ROBERTS

ALL-CONFERENCE PERFORMERS



KEN ROBERTS

1983-84
Devin Durrant, Sr. 1st
Brett Applegate, Sr. 1st

1984-85
Timo Saarelainen, Sr. 1st

1985-86
Jeff Chatman, So. 2nd
Bob Capener, Jr. 2nd

1986-87
Michael Smith, So. 1st

1987-88
Michael Smith, Jr. 1st
Jeff Chatman, Sr. 1st

1988-89
Michael Smith, Sr. 1st

1989-90
Marty Haws, Sr. 1st
Andy Toolson, Sr. 2nd

1990-91
Steve Schreiner, Sr. 1st
Shawn Bradley, Fr. 2nd

1991-92
Gary Trost, Jr. 1st
Nathan Call, Sr. 2nd



TRAVIS HANSEN

1992-93
Gary Trost, Sr. 1st

1993-94
Russell Larson, Jr. 1st

1994-95
Russell Larson, Sr. 1st
Kenneth Roberts, Jr. 1st

1995-96
Kenneth Roberts, Sr. 1st

1997-98
Mountain Division
Ron Selleaze, Jr. 2nd

1998-99
Pacific Division
Mark Bigelow, Fr. 2nd

1999-00 (Mountain West)
Mekeli Wesley, Jr. 2nd

2000-01
Mekeli Wesley, Sr. 1st
Terrell Lyday, Sr. 1st
Trent Whiting, Sr. 2nd

2001-02
Travis Hansen, Jr. 2nd

2002-03
Travis Hansen, Sr. 1st
Rafael Araujo, Jr. 3rd
Mark Bigelow, Jr. 3rd

2003-04
Rafael Araujo, Sr. 1st
Mark Bigelow, Sr. 2nd
Mike Hall, Jr. 3rd

2004-05
Mike Hall, Sr. 3rd

2005-06
Trent Plaisted, Fr. 2nd
Keena Young, Jr. 3rd


2006-07
Keena Young, Sr. 1st
Trent Plaisted, So. 2nd
Lee Cumard, So. 3rd

2007-08
Lee Cumard, Jr. 1st
Trent Plaisted, Jr. 1st
Jonathan Tavernari, So. 3rd

2008-09
Lee Cumard, Sr. 1st
Jimmer Fredette, So. 1st
Jonathan Tavernari, Jr. 3rd

2009-10
Jimmer Fredette, Jr. 1st
Jackson Emery, Jr. 2nd
Tyler Haws, Fr. 3rd
Jonathan Tavernari, Sr. 3rd

2008 MWC Player of the Year Lee Cumard earned All-MWC first team honors his last two seasons.



MIKE HALL



MEKELI WESLEY



MARK BIGELOW



BYU NBA DRAFT CHOICES

YEAR	PLAYER	TEAM	RD/PK	OVER PICK
1948	Brady Walker	Providence Steamrollers		
1948	Joe Nelson	Philadelphia Warriors	5th	
1949	Joe Weight	Boston Celtics	9th	
1950	Joe Nelson	Rochester Royals	5th/10th	58th
1951	Mel Hutchins	Tri-Cities Blackhawks	1st/2nd	2nd
1951	Roland Minson	New York Knicks	2nd/6th	16th
1952	Jerry Romney	Rochester Royals	8th	
1953	Harold Christ.	Minneapolis Lakers		
1953	Joe Richey	Minneapolis Lakers		
1954	Phil Larson	Fort Wayne Pistons	10th/4th	84th
1956	Hershel Pederson	St. Louis Hawks	10th/2nd	72nd
1959	John Nicoll	New York Knicks	13th/2nd	84th
1965	John Fairchild	Los Angeles Lakers	2nd/8th	19th
1966	Jeff Congdon	Detroit Pistons	4th/2nd	32nd
1966	Dick Nemelka	St. Louis Hawks	5th/4th	44th
1967	Craig Raymond	Philadelphia 76ers	1st/12th	12th
1968	Jim Eakins	San Francisco Warriors	5th/7th	57th
1969	Kari Liimo	Los Angeles Lakers	7th/12th	97th
1970	Paul Ruffner	Chicago Bulls	2nd/11th	28th
1970	Doug Howard	Chicago Bulls	11th/9th	79th
1971	Steve Kelly	Detroit Pistons	7th/11th	113th
1972	Bernie Fryer	Phoenix Suns	7th/12th	109th
1972	Kresimir Cosic	Portland Trailblazers	10th/1st	144th
1973	Kresimir Cosic	Los Angeles Lakers	5th/15th	84th
1973	Kalevi Sarkalahti	Phoenix Suns	13th/4th	186th
1973	Phil Tollestrop	Buffalo Braves	20th/1st	211th
1974	Doug Richards	Portland Trailblazers	7th/2nd	110th
1977	Jay Chessman	Chicago Bulls	6th/13th	123rd
1977	Vern Thompson	Atlanta Hawks	8th/4th	155th
1980	Alan Taylor	Utah Jazz	4th/3rd	72nd
1981	Danny Ainge	Boston Celtics	2nd/8th	31st
1981	Steve Craig	Philadelphia 76ers	5th/22nd	114th
1982	Fred Roberts	Milwaukee Bucks	2nd/4th	27th
1982	Steve Trumbo	Utah Jazz	3rd/3rd	49th
1983	Greg Kite	Boston Celtics	1st/21st	21st
1984	Devin Durrant	Indiana Pacers	2nd/1st	25th
1984	Brett Applegate	Portland Trailblazers	4th/18th	88th
1985	Timo Saarelainen	Los Angeles Lakers	5th/22nd	115th
1987	Tom Gneiting	Seattle SuperSonics	6th/10th	124th
1989	Michael Smith	Boston Celtics	1st/13th	13th
1993	Shawn Bradley	Philadelphia 76ers	1st/2nd	2nd
2003	Travis Hansen	Atlanta Hawks	2nd/8th	37th
2004	Rafael Araujo	Toronto Raptors	1st/8th	8th
2008	Trent Plaisted	Detroit (from Seattle)	2nd/16th	46th

COUGAR PROS OVERSEAS (All-Time)



PLAYER (YEARS AT BYU)	COUNTRY
Kresimir Cosic (1971-73)	Italy
Alan Taylor (1977-80)	Italy, Germany
Scott Runia (1977-80)	Holland
Fred Roberts (1979-82)	Italy, Spain
Steve Trumbo (1979-82)	Spain
Devin Durrant (1979-84)	Spain
Tom Gneiting (1985-87)	Spain, Turkey
Jim Usevitch (1983-88)	Israel, Greece
Jeff Chatman (1985-88)	Switzerland
Michael Smith (1984-89)	Spain
Andy Toolson (1984-90)	Italy, Greece, Spain
Marty Haws (1987-90)	Belgium
Gary Trost (1988-93)	Portugal, Argentina
Jared Miller (1991-93)	Portugal
Kevin Nixon (1992-93)	Portugal
Russell Larson (1992-95)	Spain
Robbie Reid (1993-95)	Italy, Austria, Estonia, Saudi Arabia, England
Kenneth Roberts (1991-96)	Spain, Portugal, New Zealand
Bryon Ruffner (1995-96)	Belgium, Sweden
Jarkko Ahlbom (1996-98)	Finland
Silester Rivers (1998-00)	Chile
Mekeli Wesley (1997-01)	Spain, Belgium, France, Poland
Terrell Lyday (1999-01)	Poland, Turkey, France, Russia, Italy
Trent Whiting (2000-01)	Italy
Eric Nielsen (1996-02)	Spain
Travis Hansen (2000-03)	Spain, Russia
Luiz Lemes (2002-04)	Brazil
Mark Bigelow (1999-04)	Germany, Spain
Kevin Woodberry ('02-04)	Mexico
Rafael Araujo (2002-04)	Russia
Mike Hall (2003-05)	Turkey, France, Austria, Japan
Brock Reichner (2004-06)	Greece
Keena Young (2004-07)	Korea, Israel
Trent Plaisted (2004-08)	Croatia, Italy
Lee Cummar (2005-09)	France
Chris Miles (2004-05, 07-10)	Czech Republic
Jonathan Tavernari (2006-10)	Italy

Travis Hansen is one of the many Cougars who have gone on to play professionally overseas.

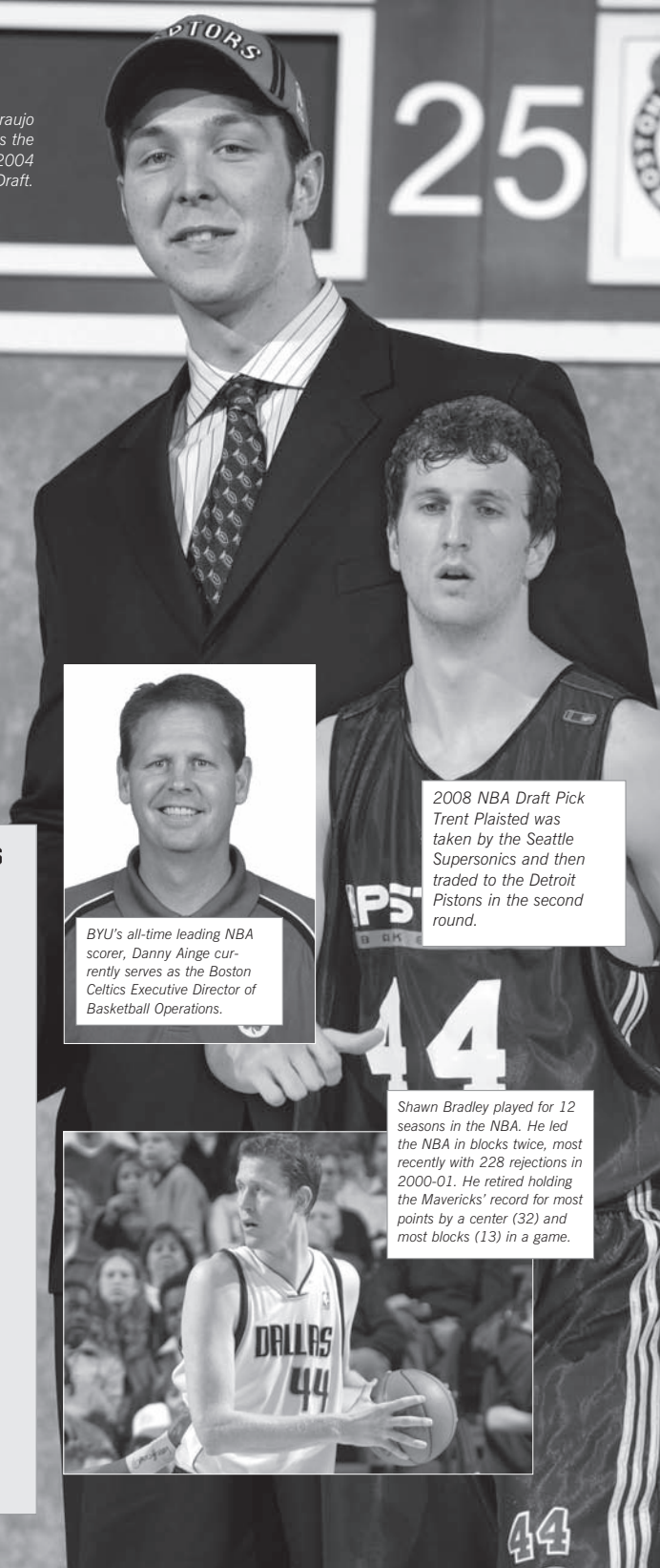
During Danny Ainge's 14-year NBA playing career he was a member of some of the most successful and dominant teams in league history. During six seasons his teams won 60 games or more. Below is a breakdown of the success Ainge experienced as an NBA player:



- **2 CHAMPIONSHIP TEAMS:** Boston 1984 and 1985
- **6 NBA FINALS APPEARANCES:** Boston 1984-87; Portland 1992; Phoenix 1993
- **9 CONFERENCE FINALS APPEARANCES:** Boston 1982, 1984-1988; Portland 1991-92; Phoenix 1993.



All-American center Rafael Araujo was an NBA lottery pick as the No. 8 selection overall in the 2004 NBA Draft.



COUGAR TOP NBA STATS

No	Player	Points
1.	Danny Ainge	11,964
2.	Jim Eakins	8,255
3.	Shawn Bradley	6,761
4.	Fred Roberts	5,962
5.	Mel Hutchins	4,851
6.	Jeff Congdon	1,995
7.	Greg Kite	1,717
8.	Craig Raymond	1,658
9.	Brady Walker	1,603
10.	John Fairchild	1,085



BYU's all-time leading NBA scorer, Danny Ainge currently serves as the Boston Celtics Executive Director of Basketball Operations.


2008 NBA Draft Pick Trent Plaisted was taken by the Seattle Supersonics and then traded to the Detroit Pistons in the second round.

No	Player	Rebounds
1.	Jim Eakins	5,578
2.	Shawn Bradley	5,274
3.	Mel Hutchins	4,186
4.	Danny Ainge	2,768
5.	Greg Kite	2,603
6.	Fred Roberts	2,308
7.	Craig Raymond	1,510
8.	Jeff Congdon	601
9.	Brady Walker	*549
10.	John Fairchild	523

*Partial career rebound stats



Shawn Bradley played for 12 seasons in the NBA. He led the NBA in blocks twice, most recently with 228 rejections in 2000-01. He retired holding the Mavericks' record for most points by a center (32) and most blocks (13) in a game.




BYU HOOP RECORDS

POINTS IN A SINGLE GAME

PTS.	PLAYER	DATE	OPPONENT
49	Jimmer Fredette	Dec. 28, 2009	at Arizona
47	Bob Skousen	Dec. 2, 1961	UCLA
45	Jimmer Fredette	Mar. 11, 2010	vs. TCU
44	Dave Eastis	Feb. 5, 1960	New Mexico
41	Timo Saarelainen	Feb. 7, 1985	at New Mexico
40	Marty Haws	Nov. 24, 1989	Siena
40	John Fairchild	Feb. 26, 1965	Arizona
40	Dick Nemelka	Dec. 29, 1965	vs. St. Bonaventure
40	Danny Ainge	Dec. 23, 1978	Oral Roberts
39	Michael Smith	Dec. 29, 1987	La Salle
39	Michael Smith	Dec. 19, 1987	Utah State
39	Dick Nemelka	Dec. 4, 1965	Houston
39	Danny Ainge	Dec. 27, 1980	Utah State
38	Devin Durrant	Jan. 19, 1984	at Hawaii
38	Dick Nemelka	Dec. 30, 1965	vs. Cornell
37	Jimmer Fredette	Mar. 18, 2010	vs. Florida
37	Steve Schreiner	Feb. 9, 1991	Hawaii
37	Marty Haws	Jan. 4, 1990	at Hawaii
37	Danny Ainge	Jan. 8, 1981	San Diego St.
37	Paul Ruffner	Dec. 29, 1969	vs. Georgia
37	Joe Nelson	Jan. 16, 1948	Denver
37	Danny Ainge	Mar. 14, 1981	vs. UCLA
36	Jimmer Fredette	Feb. 17, 2010	at Colorado State
36	Jimmer Fredette	Jan. 30, 2010	Utah
36	Lee Cummard	Nov. 14, 2008	Long Beach State
36	Russell Larson	Dec. 10, 1993	Nicholls State
36	Devin Durrant	Feb. 4, 1984	at UTEP
36	Devin Durrant	Jan. 26, 1984	Wyoming
36	Devin Durrant	Dec. 28, 1983	at UCLA
36	Paul Ruffner	Dec. 13, 1969	San Jose State
36	Doug Richards	Dec. 1, 1973	Idaho State
36	Danny Ainge	Dec. 3, 1977	at Idaho State
36	Kresimir Cosic	Jan. 25, 1973	Arizona
35	Terrell Lyday	Jan. 8, 2000	at Utah State
35	Russell Larson	Jan. 27, 1994	Wyoming
35	Michael Smith	Jan. 12, 1989	San Diego State
35	Devin Durrant	Mar. 1, 1984	UTEP
35	Devin Durrant	Jan. 7, 1984	Weber State
35	Devin Durrant	Dec. 10, 1983	St. Mary's
35	Devin Durrant	Nov. 30, 1983	Hofstra
35	Danny Ainge	Mar. 7, 1981	Utah
35	Kresimir Cosic	Dec. 22, 1971	at Utah State
35	Dick Nemelka	Dec. 3, 1965	Illinois
35	Dick Nemelka	Dec. 6, 1963	at UCLA
35	Bob Quinney	Dec. 23, 1963	Michigan State
35	Timo Saarelainen	Nov. 30, 1984	vs. La Salle
35	Craig Raymond	Jan. 6, 1967	Utah State
34	Keena Young	Mar. 10, 2007	at UNLV
34	Mekeli Wesley	Jan. 20, 2000	Wyoming
34	Kenneth Roberts	Mar. 4, 1995	at Utah
34	Russell Larson	Feb. 25, 1995	Air Force
34	Michael Smith	Feb. 7, 1987	UTEP
34	Michael Smith	Jan. 10, 1987	at New Mexico
34	Michael Smith	Dec. 23, 1986	Pittsburgh
34	Devin Durrant	Jan. 14, 1984	Utah
34	Devin Durrant	Mar. 3, 1984	New Mexico
34	Dick Nemelka	Feb. 5, 1966	at Utah
34	John Nicoll	Feb. 7, 1958	New Mexico
34	Jay Cheesman	Feb. 25, 1977	at New Mexico
34	Kari Liimo	Feb. 1, 1969	St. Francis
34	John Fairchild	Feb. 28, 1964	Arizona State
34	John Fairchild	Jan. 11, 1964	Wyoming
34	Gary Dahlman	Jan. 11, 1963	at Arizona State
34	Bruce Burton	Dec. 26, 1962	at La Salle
33	Jimmer Fredette	Jan. 23, 2010	at San Diego State
33	Jimmer Fredette	Dec. 22, 2009	vs. Nevada
33	Michael Smith	Mar. 10, 1989	vs. Hawaii
33	Michael Smith	Jan. 19, 1989	at Air Force
33	Michael Smith	Dec. 3, 1988	UCLA
33	Devin Durrant	Feb. 14, 1984	Hawaii
33	Devin Durrant	Jan. 21, 1984	at San Diego State
33	Devin Durrant	Dec. 17, 1984	at Kentucky
33	Devin Durrant	Jan. 15, 1984	Hawaii
33	Paul Ruffner	Jan. 3, 1970	at Utah
33	Mark Bigelow	Dec. 8, 1998	at Washington State
33	Andy Toolson	Dec. 2, 1989	at Penn State
33	Timo Saarelainen	Jan. 31, 1985	San Diego State
33	Fred Roberts	Dec. 12, 1980	North Texas State
33	Danny Ainge	Jan. 21, 1978	Arizona State
33	Jay Cheesman	Feb. 13, 1976	at Arizona State
33	Kresimir Cosic	Dec. 9, 1971	New Mexico State
33	Paul Ruffner	Jan. 3, 1970	at Utah
33	Jeff Congdon	Mar. 5, 1966	Utah
33	Dick Nemelka	Dec. 18, 1965	at Santa Clara
33	Steve Kramer	Dec. 17, 1965	at Santa Clara
33	John Fairchild	Jan. 31, 1964	Utah State

REBOUNDS IN A SINGLE GAME

RBD.	PLAYER	DATE	OPPONENT
27	Scott Warner	Dec. 18, 1969	at Texas Tech
26	John Benson	Dec. 1, 1956	Washington
25	John Fairchild	Dec. 23, 1963	Michigan State
25	Bruce Burton	Feb. 2, 1962	Denver
24	Mel Hutchins	Mar. 3, 1951	Utah
23	Alan Taylor	Mar. 1, 1980	San Diego State
23	Mark Handy	Mar. 7, 1975	at Wyoming
23	Kresimir Cosic	Mar. 18, 1971	vs. UCLA
23	Steve Trumbo	Jan. 21, 1982	Air Force
22	Brian Ambrozich	Dec. 9, 1972	Wisconsin-Mil.
22	Kresimir Cosic	Feb. 27, 1971	Arizona State
22	John Fairchild	Feb. 29, 1964	Arizona
22	Bob Skousen	Dec. 22, 1961	Pacific
21	Bill Blumenthal	Feb. 2, 1962	Denver
21	Mark Miller	Jan. 16, 1960	Wyoming
21	Craig Raymond	Feb. 5, 1966	at Utah
21	John Fairchild	Mar. 13, 1965	vs. Oklahoma City
20	Alan Taylor	Jan. 20, 1979	at Utah
20	Kresimir Cosic	Jan. 30, 1971	at Arizona
20	John Fairchild	Feb. 6, 1965	Utah State
20	John Fairchild	Dec. 7, 1963	at USC
20	John Nicoll	1959	
19	Kresimir Cosic	Jan. 17, 1973	Niagara
19	Kresimir Cosic	Jan. 8, 1972	Arizona
19	Kresimir Cosic	Jan. 22, 1972	Utah State
19	Kresimir Cosic	Mar. 6, 1971	at Utah
19	Kari Liimo	Feb. 1, 1969	St. Francis
19	Jim Eakins	Feb. 26, 1966	Wyoming
19	Jim Eakins	Dec. 23, 1967	Santa Clara
19	John Fairchild	Feb. 20, 1965	at Utah
19	Bruce Burton	Dec. 26, 1962	at La Salle
18	Trent Plaisted	Dec. 15, 2007	Pepperdine
18	Trent Plaisted	Feb. 25, 2006	at TCU
18	Gary Trost	Dec. 19, 1991	McNeese State
18	Steve Schreiner	Jan. 12, 1991	New Mexico
18	Jeff Chatman	Mar. 5, 1988	UTEP
18	Michael Smith	Jan. 15, 1987	San Diego State
18	Tom Gneiting	Jan. 19, 1985	at Colorado State
18	Steve Trumbo	Dec. 26, 1981	Utah State
18	Alan Taylor	Dec. 8, 1978	St. Joseph's
18	Kresimir Cosic	Dec. 1, 1972	Santa Clara
18	Kresimir Cosic	Feb. 19, 1972	Utah
18	Brian Ambrozich	Dec. 4, 1971	St. Joseph's
18	Kresimir Cosic	Dec. 3, 1971	Kansas State
18	Paul Ruffner	Dec. 29, 1969	vs. Georgia
18	Bruce Burton	Feb. 16, 1963	Arizona State
18	Craig Raymond	Mar. 19, 1966	vs. NYU
18	Craig Raymond	Feb. 11, 1966	at Utah State
18	John Fairchild	Dec. 30, 1964	vs. Xavier
18	Bruce Burton	Feb. 16, 1963	Arizona State
18	Bruce Burton	Feb. 10, 1962	Utah State
18	Bob Skousen	Jan. 12, 1962	Wyoming
18	Bruce Burton	Feb. 17, 1961	Wyoming
18	Dave Eastis	Feb. 13, 1960	Utah State



Travis Hansen was a rebounding machine against Pepperdine in 2002 when he pulled down a career-high 17 rebounds – the most ever by a BYU guard.



INDIVIDUAL SINGLE-GAME BESTS

POINTS SCORED

49 Jimmer Fredette at Arizona (2009)

FIELD GOALS ATTEMPTED

36 John Nicoll vs. New Mexico (1958)

FIELD GOALS MADE

21 Dave Eastis vs. New Mexico (1960)

FIELD GOAL PERCENTAGE

1.000 12/12, Kresimir Cosic vs. Arizona (1971)

THREE-POINT FIELD GOALS ATTEMPTED

16 Jonathan Tavernari vs. No. 1 UNC (2008)

THREE-POINT FIELD GOALS MADE

9 Jimmer Fredette at Arizona (2009)
 8 Mike Rose vs. Southern Utah (2003)
 8 Mike Rose vs. UNLV (2007)

CONSECUTIVE THREE-POINT FG MADE

6 Nathan Call (6/6) vs. Utah (1991)
 6 Jonathan Tavernari (6/7) vs. TCU (2007)

THREE-POINT PERCENTAGE (MIN 5 ATT)

1.000 6/6, Nathan Call vs. Utah (1991)
 1.000 5/5, Jonathan Tavernari vs. CSU (2009)
 1.000 5/5, Danny Bower vs. Wyoming (1998)

FREE THROWS ATTEMPTED

24 Jimmer Fredette vs. TCU (2010)
 20 John Benson vs. Montana (1957)
 20 John Nicoll vs. Utah (1958)
 20 Jerry Dahlman at Arizona St. (1963)

FREE THROWS MADE

23 Jimmer Fredette vs. TCU (2010)
 16 Kresimir Cosic vs. Cincinnati (1971)
 16 Mekeli Wesley at UTEP (1998)

FREE THROW PERCENTAGE (MIN 10 ATT)

1.000 14/14, Andy Toolson vs. California (1989)
 1.000 13/13, Doug Howard vs. Ariz. St. (1970)
 1.000 13/13, Verne Thompson at Wyo. (1977)
 1.000 13/13, Devin Durrant vs. St. Joe's (1983)
 1.000 13/13, Marty Haws vs. Hawaii (1990)
 1.000 13/13, Russell Larson vs. Fresno St. (1994)
 1.000 13/13, Ken Roberts vs. S. Utah (1994)
 1.000 12/12, Mekeli Wesley at USF (2001)
 1.000 12/12, Travis Hansen at UNM (2003)
 1.000 12/12, Jimmer Fredette at UNLV (2010)
 1.000 12/12, Danny Ainge vs. SDSU (1980)
 1.000 12/12, Devin Durrant vs. Wyoming (1984)
 1.000 12/12, Michael Smith at Santa Clara (1986)
 1.000 12/12, Fred Roberts vs. Washington (1982)

REBOUNDS

27 Scott Warner vs. Texas Tech (1970)

ASSISTS

16 Mike May vs. Niagara (1977)
 15 Matt Montague vs. Idaho (2002)
 15 Matt Montague vs. Wyoming (2002)

STEALS


9 Mark Bigelow vs. Arizona (1999)

BLOCKED SHOTS


14 Shawn Bradley vs. E. Kentucky (1991)




Mark Bigelow had nine steals and was 11-for-11 from the free-throw line against Arizona in 1998, setting two single-game bests.



In the 2003-04 season opener against Southern Utah, freshman Mike Rose connected on a team-record eight three-pointers in his collegiate debut. He equaled his record as a senior in 2006-07 by hitting eight triples against UNLV.



Devin Durrant earned several medals while playing for USA Basketball. Durrant is third on BYU's all-time scoring list.



Matt Montague had two 15-assist games in 2001-02 and went on to set BYU career and season assist records. Montague is BYU's all-time assist leader.

INDIV. SCORING BY SEASON


YEAR	PLAYER	PTS.	AVG.
2010	Jimmer Fredette	751	22.1
2009	Lee Cumnard	556	16.8
2008	Lee Cumnard	552	15.8
2007	Keena Young	590	17.4
2006	Trent Plaisted	394	13.6
2005	Mike Hall	416	13.9
2004	Rafael Araujo	552	18.4
2003	Travis Hansen	537	16.8
2002	Travis Hansen	469	15.6
2001	Mekeli Wesley	569	17.2
2000	Terrell Lyday	565	17.1
1999	Mark Bigelow	419	15.0
1998	Ron Selleaze	352	16.8
1997	Jeff Campbell	383	15.3
1996	Kenneth Roberts	539	19.3
1995	Russell Larson	573	17.9
1994	Russell Larson	637	19.9
1993	Gary Trost	516	15.2
1992	Gary Trost	441	14.2
1991	Shawn Bradley	503	14.8
1990	Marty Haws	556	18.5
1989	Michael Smith	765	26.4
1988	Michael Smith	679	21.2
1987	Michael Smith	643	20.1
1986	Jeff Chatman	559	17.5
1985	Timo Saarelainen	639	22.0
1984	Devin Durrant	866	27.9
1983	Devin Durrant	662	22.8
1982	Fred Roberts	466	15.5
1981	Danny Ainge	782	24.4
1980	Danny Ainge	555	19.1
1979	Danny Ainge	498	18.4
1978	Danny Ainge	632	21.1
1977	Jay Cheesman	429	15.9
1976	Jay Cheesman	441	17.6
1975	Brian Frishman	354	15.4
1974	Doug Richards	527	20.3
1973	Kresimir Cosic	524	20.2
1972	Kresimir Cosic	581	22.3
1971	Bernie Fryer	558	19.2
1970	Doug Howard	472	18.2
1969	Doug Howard	430	15.4
1968	Kari Limo	410	17.0
1967	Craig Raymond	342	14.2
1966	Dick Nemelka	599	24.0
1965	John Fairchild	602	21.5
1964	John Fairchild	507	20.3
1963	Bruce Burton	445	17.1
1962	Bob Skousen	363	15.9
1961	Gary Earnest	429	16.5
1960	Dave Eastis	483	20.1
1959	Bob Skousen	462	17.7
1958	John Nicoll	463	17.8
1957	John Benson	516	18.4
1956	Terry Tebbs	506	19.5
1955	Herschel Pedersen	421	16.1
1954	Dean Larsen	426	15.2
1953	Joe Richey	525	17.5
1952	Joe Richey	352	14.6
1951	Roland Minson	619	16.7
1950	Joe Nelson	420	14.5

INDIV. REBOUNDS BY SEASON

YEAR	PLAYER	RBS.	AVG.
2010	Noah Hartssock	184	5.1
2009	Jonathan Tavemari	239	7.2
2008	Trent Plaisted	269	7.7
2007	Keena Young	223	6.6
2006	Trent Plaisted	199	6.9
2005	Keena Young	140	5.6
2004	Rafael Araujo	303	10.1
2003	Rafael Araujo	286	8.9
2002	Travis Hansen	187	6.2
2001	Mekeli Wesley	181	5.5
2000	Mekeli Wesley	192	5.8
1999	Mark Bigelow	175	6.3
1998	Ron Selleaze	146	7.0
1997	Justin Weidauer	158	8.3
1996	Justin Weidauer	204	7.3
1995	Russell Larson	222	6.9
1994	Russell Larson	292	9.1
1993	Gary Trost	236	6.9
1992	Gary Trost	203	6.3
1991	Shawn Bradley	262	7.7
1990	Andy Toolson	198	6.6
1989	Michael Smith	248	8.6
1988	Michael Smith	248	7.8
1987	Michael Smith	273	8.5
1986	Tom Gneiting	230	7.4
1985	Alan Pollard	189	6.5
1984	Brett Applegate	352	11.4
1983	Greg Kite	255	8.8
1982	Steve Trumbo	335	11.5
1981	Steve Trumbo	342	10.7
1980	Alan Taylor	317	10.9
1979	Alan Taylor	266	9.5
1978	Alan Taylor	246	8.5
1977	Jay Cheesman	225	8.3
1976	Jay Cheesman	233	9.3
1975	Mark Handy	236	9.1
1974	Mark Handy	227	8.7
1973	Kresimir Cosic	246	9.5
1972	Kresimir Cosic	332	12.8
1971	Kresimir Cosic	341	12.6
1970	Paul Ruffner	254	9.8
1969	Paul Ruffner	268	9.6
1968	Jim Eakins	252	10.1
1967	Craig Raymond	183	7.6
1966	Craig Raymond	247	9.9
1965	John Fairchild	348	12.4
1964	John Fairchild	330	13.2
1963	Bruce Burton	271	10.4
1962	Bruce Burton	271	10.4
1961	Dave Eastis	243	9.3
1960	Dave Eastis	245	10.2
1959	Bob Skousen	239	9.2
1958	John Nicoll	307	11.8
1957	John Bensen	317	11.3
1956	Herschel Pedersen	314	12.1
1955	Herschel Pedersen	293	11.3
1954	Nick Mateljan	276	10.6
1953	Nick Mateljan	292	9.7
1952	Joe Richey	167	7.0
1951	Mel Hutchins	471	12.7
1950	No Record Available		

INDIV. ASSISTS BY SEASON

YEAR	PLAYER	AST.	AVG.
2010	Jimmer Fredette	159	4.7
2009	Jimmer Fredette	135	4.1
2008	Ben Murdock	125	3.6
2007	Austin Ainge	150	4.4
2006	Rashaun Broadus	104	3.6
2005	Austin Ainge	130	4.1
2004	Luiz Lemes	136	4.5
2003	Kevin Woodberry	80	2.5
2002	Matt Montague	217	7.2
2001	Matt Montague	97	2.9
2000	Matt Montague	125	3.8
1999	Michael Vranes	80	2.9
1998	Brian Dignan	109	4.0
1997	Matt Montague	131	5.0
1996	Randy Reid	142	5.1
1995	Robbie Reid	157	4.9
1994	Randy Reid	87	2.7
1993	Randy Reid	141	4.1
1992	Nathan Call	204	6.4
1991	Nathan Call	164	4.8
1990	Marty Haws	123	4.1
1989	Marty Haws	149	5.1
1988	Brian Taylor	151	4.7
1987	Brian Taylor	118	3.7
1986	Bob Capener	104	3.3
1985	Marty Perry	114	4.2
1984	Chris Nikchevich	117	3.9
1983	Marty Perry	91	3.4
1982	Scott Sinek	100	3.3
1981	Danny Ainge	127	4.0
1980	Danny Ainge	132	4.6
1979	Danny Ainge	122	4.5
1978	Danny Ainge	158	5.3
1977	Mike May	108	4.2
1976	Verne Thompson	78	3.0
1975-53	No Records Available		
1952	Jerry Romney	37	1.6
1951	Roland Minson	99	2.7
1950	No Record Available		



KEENA YOUNG LED BYU IN SCORING & REBOUNDING IN 2007

NOTE: Bolded items indicate all-time single-season leaders for cumulative totals and per-game averages.

INDIVIDUAL SEASON RECORDS



POINTS SCORED

866	Devin Durrant (27.9 avg.)	1984
782	Danny Ainge (24.4)	1981
765	Michael Smith (26.4)	1989
751	Jimmer Fredette (22.1)	2010
679	Michael Smith (21.2)	1988
662	Devin Durrant (22.8)	1983
643	Michael Smith (20.1)	1987
639	Timo Saarelainen (22.0)	1985
637	Russell Larson (19.5)	1994
632	Danny Ainge (21.1)	1978
623	Jeff Chatman (19.5)	1988
619	Roland Minson (16.7)	1951
603	Fred Roberts (18.8)	1981
602	John Fairchild (21.5)	1965
599	Dick Nemelka (24.0)	1966
590	Keena Young (17.4)	2007
581	Kresimir Cosic (22.3)	1972
573	Russell Larson (17.9)	1995
571	Mel Hutchins (15.4)	1951
569	Mekeli Wesley (17.2)	2001
565	Terrell Lyday (17.1)	2000
559	Jeff Chatman (17.5)	1986
557	Bernie Fryer (19.2)	1971
556	Lee Cumnard (16.8)	2009
556	Marty Haws (18.5)	1990
556	Mekeli Wesley (16.8)	2000
555	Danny Ainge (19.1)	1980
552	Rafael Araujo (18.4)	2004
552	Lee Cumnard (15.8)	2008
550	Andy Toolson (18.3)	1990
545	Trent Plaisted (15.6)	2008
540	Jeff Chatman (16.9)	1987
540	Terrell Lyday (16.4)	2001
539	Kenneth Roberts (19.3)	1996
537	Travis Hansen (16.8)	2003
536	Jimmer Fredette (16.2)	2009
529	Joe Nelson (15.6)	1949
527	Doug Richards (20.3)	1974
527	Bryon Ruffner (18.8)	1996
525	Kresimir Cosic (20.2)	1973
517	Jonathan Tavernari (15.7)	2009
516	John Benson (18.4)	1957
516	Steve Kelly (17.8)	1971
516	Gary Trost (15.2)	1993
511	Tom Steinke (19.7)	1957
511	Joe Richey (17.6)	1953
507	John Fairchild (20.3)	1964
506	Terry Tebbs (19.5)	1956
503	Shawn Bradley (14.8)	1991

POINTS PER GAME

27.9	Devin Durrant	1984
26.4	Michael Smith	1989
24.4	Danny Ainge	1981
24.0	Dick Nemelka	1966
22.8	Devin Durrant	1983
22.3	Kresimir Cosic	1972
22.1	Jimmer Fredette	2010
22.0	Timo Saarelainen	1985
21.5	John Fairchild	1965
21.2	Michael Smith	1988
21.1	Danny Ainge	1978
20.3	Doug Richards	1974
20.3	John Fairchild	1964
20.2	Kresimir Cosic	1973
20.1	Michael Smith	1987
20.1	Dave Eastis	1960

FIELD GOAL PERCENTAGE (MIN. 75 FPS)

.631	Russell Larson	1993
.620	Jim Usevitch	1984
.616	Tom Gneiting	1987
.606	Eric Nielsen	2001
.597	Alan Taylor	1980
.597	Gary Trost	1991
.595	Jeff Chatman	1988
.591	Jared Jensen	2002
.588	Fred Roberts	1980
.587	Alan Taylor	1979
.579	Fred Roberts	1991

FIELD GOALS ATTEMPTED

627	Roland Minson	1951
-----	---------------	------

FIELD GOALS MADE

312	Devin Durrant	1984
-----	---------------	------

THREE-POINT PERCT. (30+ ATTS)

.532	Nathan Call	1988
------	-------------	------

THREE-POINT FIELD GOALS ATTEMPTED

234	Jonathan Tavernari	2008
-----	--------------------	------

THREE-POINT FIELD GOALS MADE

88	Jonathan Tavernari	2008
85	Jonathan Tavernari	2009
85	Jackson Emery	2010
77	Jimmer Fredette	2010
74	Andy Toolson	1990
73	Nick Sanderson	1993
68	Danny Bower	1998
67	Terrell Lyday	2000
65	Mark Bigelow	2002

CONSECUTIVE GAMES WITH A THREE-POINT FIELD GOAL (SEASON)

22	Jonathan Tavernari	2009
21	Terrell Lyday	2000
16	Andy Toolson	1990
16	Jonathan Tavernari	2008
15	Mark Bigelow	2002
15	Jackson Emery	2010
14	Jimmer Fredette	2010
14	Terrell Lyday	2001
13	Jimmy Balderson	2006
13	Lee Cumnard	2007
12	Mark Bigelow	2003
12	Jonathan Tavernari	2008

CONSECUTIVE THREE-POINTERS MADE

9	Jimmy Balderson	2006
---	-----------------	------

FREE THROW PERCENTAGE (MIN. 50 ATT.)

.925	Michael Smith (160/173)	1989
.917	Tyler Haws (110/120)	2010
.904	Michael Smith (103/114)	1987
.902	Bob Quinney (55/61)	1966
.902	Chris Nikchevich (55/61)	1984
.892	Jimmer Fredette (224/251)	2010
.877	Scott Runia (50/57)	1979
.875	Ricky Bower (49/56)	2003
.874	Gary Batchelor (104/119)	1963
.874	Brian Taylor (97/111)	1988
.871	Lee Cumnard (122/140)	2009
.864	Danny Ainge (146/169)	1978
.857	Lee Cumnard (96/112)	2008
.855	Randy Reid (71/83)	1993
.853	Doug Howard (122/143)	1969
.851	Randy Reid (86-101)	1995

FREE THROWS ATTEMPTED

307	Devin Durrant	1984
-----	---------------	------

FREE THROWS MADE


242	Devin Durrant	1984
-----	---------------	------

CONSECUTIVE FREE THROWS

48	Tyler Haws	2010
----	------------	------

REBOUNDS

471	Mel Hutchins	1951
352	Brett Applegate	1984
348	John Fairchild	1965
342	Steve Trumbo	1981
341	Kresimir Cosic	1971
335	Steve Trumbo	1982
332	Kresimir Cosic	1972
330	John Fairchild	1964
317	Alan Taylor	1980
317	John Bensen	1957
314	Herschel Pedersen	1956
307	John Nichol	1958



MICHAEL SMITH

REBOUNDS PER GAME (MIN. 2/3 GP)

13.2	John Fairchild	1964
12.8	Kresimir Cosic	1972
12.7	Mel Hutchins	1951
12.6	Kresimir Cosic	1971
12.4	John Fairchild	1965
12.1	Herschel Pedersen	1956
11.8	John Nichol	1958
11.6	Steve Trumbo	1982
11.4	Brett Applegate	1984
11.3	John Bensen	1957
11.3	Herschel Pedersen	1955
11.0	Mark Miller	1960
10.9	Alan Taylor	1980
10.7	Steve Trumbo	1981
10.6	Nick Mateljan	1954
10.4	Bruce Burton	1963
10.4	Bruce Burton	1962
10.2	Dave Eastis	1960
10.1	Jim Eakins	1968
10.1	Rafael Araujo	2004

PERSONAL FOULS

124	Jared Miller	1993
-----	--------------	------

TIMES DISQUALIFIED

11	Jared Miller	1993
11	Glen Roberts	1978

BLOCKED SHOTS

177	Shawn Bradley	1991
-----	---------------	------

STEALS

91	Jackson Emery	2010
66	Marty Haws	1990

ASSISTS - TOTAL

217	Matt Montague	2002
204	Nathan Call	1992
164	Nathan Call	1991
159	Jimmer Fredette	2010
158	Danny Ainge	1978

ASSISTS - AVERAGE

7.2	Matt Montague	2002
6.4	Nathan Call	1992
5.3	Danny Ainge	1978
5.1	Marty Haws	1989
5.1	Randy Reid	1996
5.0	Matt Montague	1997
4.9	Robbie Reid	1995
4.8	Scott Runia	1978
4.8	Nathan Call	1991
4.7	Brian Taylor	1988
4.7	Jimmer Fredette	2010

TRIPLE DOUBLES

1	Danny Ainge (vs. L. Beach St.)	1978
1	Fred Roberts (vs. Utah)	1981
1	Michael Smith (vs. Colo. St.)	1988

POINTS SCORED

2467	Danny Ainge	78-79-80-81
2319	Michael Smith	84-87-88-89
2285	Devin Durrant	79-80-83-84
1885	Russell Larson	92-93-94-95
1841	Fred Roberts	79-80-81-82
1824	Jeff Chatman	85-86-87-88
1740	Mekelli Wesley	98-99-00-01
1715	Mark Bigelow	99, 02-03-04
1652	Kenneth Roberts	91-94-95-96
1569	Lee Cummmard	06-07-08-09
1531	Jimmer Fredette	08-09-10
1512	Kresimir Cosic	71-72-73
1408	Jay Cheesman	74-75-76-77
1388	Andy Toolson	85-88-89-90

POINTS PER GAME (MIN. 50 GP)

20.92	John Fairchild	20.2, 21.5
20.91	Danny Ainge	21.1, 18.4, 19.1, 24.4
19.5	Devin Durrant	13.2, 13.3, 22.8, 27.9
19.1	Kresimir Cosic	15.0, 22.3, 20.2
19.0	Michael Smith	8.0, 20.1, 21.2, 26.4
18.7	Bernie Fryer	19.2, 18.2
16.7	Terrell Lyday	17.1, 16.4
16.7	Dick Nemeika	10.8, 15.4, 24.0
16.3	Paul Ruffner	15.1, 17.7
16.2	Bob Skousen	17.7, 15.9, 13.0
15.6	Doug Richards	20.3, 15.9, 10.7
15.5	Fred Roberts	14.3, 12.9, 15.5, 18.8

FIELD GOALS ATTEMPTED

1875	Danny Ainge	78-79-80-81
1749	Michael Smith	84-87-88-89
1527	Devin Durrant	79-80-83-84
1369	Jeff Chatman	85-86-87-88
1332	Joe Richey	51-52-53
1332	Jonathan Tavemari	07-08-09-10
1259	Fred Roberts	79-80-81-82
1250	Mark Bigelow	99-02-03-04
1227	Mekelli Wesley	98-99-00-01
1188	Russell Larson	92-93-94-95
1162	Kresimir Cosic	71-72-73

FIELD GOALS MADE

987	Danny Ainge	78-79-80-81
886	Michael Smith	84-87-88-89
832	Devin Durrant	79-80-83-84
751	Jeff Chatman	85-86-87-88
687	Fred Roberts	79-80-81-82
660	Russell Larson	92-93-94-95
570	Mekelli Wesley	98-99-00-01
566	Kresimir Cosic	71-72-73
561	Lee Cummmard	06-07-08-09
561	Kenneth Roberts	91-94-95-96
561	Jonathan Tavemari	07-08-09-10
561	Roland Minson	49-50-51

FIELD GOAL PERCENTAGE (MIN 400 ATT)

.574	Alan Taylor	77-78-79-80
.567	Jared Jensen	02-03-04-05
.567	Rafael Araujo	03-04
.566	Gary Trost	88-91-92-93
.556	Jared Miller	91-92-93
.556	Russell Larson	92-93-94-95
.550	Tom Gneiting	85-86-87
.549	Jeff Chatman	85-86-87-88
.546	Kenneth Roberts	91-94-95-96
.546	Fred Roberts	79-80-81-82
.545	Jim Usevitch	83-84-87-88

THREE-POINT FIELD GOALS ATTEMPTED

698	Jonathan Tavemari	07-08-09-10
559	Mark Bigelow	99-02-03-04
429	Jimmer Fredette	08-09-10
381	Mike Rose	04-05-06-07
355	Randy Reid	92-96
355	Lee Cummmard	06-07-08-09
350	Nick Sanderson	92-93

THREE-POINT FIELD GOALS MADE

265	Jonathan Tavemari	07-08-09-10
213	Mark Bigelow	99-02-03-04
172	Jimmer Fredette	08-09-10
163	Mike Rose	04-05-06-07
153	Lee Cummmard	06-07-08-09
141	Andy Toolson	85-88-89-90
138	Jackson Emery	06-09-10

THREE-POINT PERCENTAGE (MIN 100 ATT)

.484	Brock Reichner	05-06
.456	Nathan Call	86-87-90-91
.445	Mark Heslop	88-89-90-91
.437	Andy Toolson	85-88-89-90
.434	Brian Taylor	83-84, 87-88
.431	Lee Cummmard	06-07-08-09

CONSECUTIVE GAMES WITH A THREE-POINT FIELD GOAL - CAREER

22	Jonathan Tav.	2009
22	Mark Bigelow	1999, 2002
21	Terrell Lyday	2000

FREE THROWS ATTEMPTED

820	Devin Durrant	79-80-83-84
673	Russell Larson	92-93-94-95
651	Mekelli Wesley	98-99-00-01
641	Kenneth Roberts	91-94-95-96
633	Trent Plaisted	05-06-07-08
604	Danny Ainge	78-79-80-81
602	Fred Roberts	79-80-81-82
513	Mark Bigelow	99, 02-03-04
506	Gary Trost	88-91-92-93
491	Michael Smith	84-87-88-89
484	Kresimir Cosic	71-72-73
477	Jeff Chatman	85-86-87-88
454	Alan Taylor	77-78-79-80

FREE THROWS MADE

621	Devin Durrant	79-80-83-84
541	Russell Larson	92-93-94-95
511	Kenneth Roberts	91-94-95-96
509	Mekelli Wesley	98-99-00-01
493	Danny Ainge	78-79-80-81
467	Fred Roberts	79-80-81-82
431	Michael Smith	84-87-88-89
414	Mark Bigelow	99-02-03-04
381	Kresimir Cosic	71-72-73
375	Jimmer Fredette	08-09-10
359	Gary Trost	88-91-92-93
348	Joe Nelson	48-49-50
346	Trent Plaisted	05-06-07-08
338	Randy Reid	93-94-95-96
329	Travis Hansen	01-02-03

FREE THROW PERCENTAGE (MIN 100 ATT)

.917	Tyler Haws	10
.878	Michael Smith	84-87-88-89
.874	Jimmer Fredette	08-09-10
.842	Lee Cummmard	06-07-08-09

.830	Randy Reid	93-94-95-96
.828	Mark Heslop	88-89-90-91
.827	Brian Taylor	83-84-87-88
.826	Nick Sanderson	92-93
.826	Gary Bachelor	61-62-63
.826	Scott Runia	77-78-79-80
.818	Bob Quinney	63-64-65
.817	Tom Steinke	55-56-57
.816	Danny Ainge	78-79-80-81
.813	Chris Nikchevich	83-84-85
.813	Doug Howard	68-69-70

REBOUNDS

922	Michael Smith	84-87-88-89
919	Kresimir Cosic	71-72-73
919	Alan Taylor	77-78-79-80
839	Greg Kite	80-81-82-83
838	Fred Roberts	79-80-81-82
835	Steve Trumbo	79-80-81-82
821	Russell Larson	92-93-94-95
803	John Benson	56-57-58
801	Mark Handy	74-75-76-77

REBOUNDS PER GAME (STARTERS ONLY)

12.8	John Fairchild	64-65
11.6	Kresimir Cosic	71-72-73
11.4	John Nicoll	58-59
10.3	John Benson	56-57-58

GAMES PLAYED

132	Jonathan Tavemari	07-08-09-10
132	Chris Miles	05-08-09-10
131	Lee Cummmard	06-07-08-09
129	Russell Larson	92-93-94-95
129	Nathan Call	86-87-90-91

PERSONAL FOULS

408	Russell Larson	92-93-94-95
-----	----------------	-------------

ASSISTS - TOTAL

570	Matt Montague	97-00-01-02
539	Danny Ainge	78-79-80-81
528	Nathan Call	86-87-90-91
502	Marty Haws	87-88-89-90

ASSISTS - AVERAGE

4.7	Matt Montague	97-00-01-02
4.6	Danny Ainge	78-79-80-81
4.1	Nathan Call	86-87-90-91

STEALS - TOTAL

195	Danny Ainge	78-79-80-81
182	Marty Haws	87-88-89-90
165	Jonathan Tavemari	07-08-09-10
148	Jackson Emery	06-09-10
140	Scott Sinek	82-83-84-85
138	Nathan Call	86-87-90-91
131	Russell Larson	92-93-94-95
129	Lee Cummmard	06-07-08-09

BLOCKED SHOTS

208	Greg Kite	80-81-82-83
177	Shawn Bradley	91

TRIPLE DOUBLES

1	Danny Ainge	1978
1	Fred Roberts	1981
1	Michael Smith	1988



GAMES PLAYED/STARTED & DOUBLE-DOUBLE RECORDS

GAMES PLAYED

Jonathan Tavernari – 132
 Chris Miles – 131
 Lee Cumnard – 131
 Nathan Call – 129
 Russell Larson – 129
 Mark Durrant – 128
 Ken Roberts – 126
 Randy Reid – 125
 Shane Knight – 124
 Marty Haws – 123
 Nathan Cooper – 122
 Eric Nielsen – 122
 Jeff Chatman – 122
 Matt Montague – 122
 Michael Smith – 122
 Mark Bigelow – 120
 Fred Roberts – 119
 Danny Ainge – 118
 Jared Jensen – 118
 Brian Taylor – 118

GAMES STARTED

Jeff Chatman* – 122
 Randy Reid – 122
 Ken Roberts – 121
 Mark Bigelow – 119
 Fred Roberts* – 119
 Danny Ainge* – 118
 Devin Durrant* – 117
 Michael Smith – 117
 Lee Cumnard – 116

Mekeli Wesley – 111
 Marty Haws – 103
 Eric Nielsen – 102
 * indicates players who started every game they played in

CONSECUTIVE GAMES PLAYED

Lee Cumnard* – 131
 Mark Durrant* – 128
 Ken Roberts* – 126
 Jonathan Tavernari – 124
 Marty Haws* – 123
 Jeff Chatman – 122
 Nathan Cooper* – 122
 Matt Montague* – 122
 Eric Nielsen* – 122
 Mark Bigelow* – 120
 Fred Roberts* – 119
 Devin Durrant* – 117
 Nathan Call – 107
 * indicates players who appeared in every game over the course of their four-year career

CONSECUTIVE GAMES STARTED

Jeff Chatman – 122 see note
 Fred Roberts – 119
 Mark Bigelow – 118
 Devin Durrant – 117
 Lee Cumnard – 102

Marty Haws – 91
 Michael Smith – 90
 Mekeli Wesley – 71
 Chris Miles – 66
 Danny Ainge – 63 see note
 Jeff Chatman – Chatman did not appear in the first three games of his freshman year. He started the fourth game, Dec. 8, 1984, and then played in and started every game until he graduated

Danny Ainge – Ainge did not play Feb. 24, 1979 (middle of sophomore year), but he started every game he appeared in, giving him 63 consecutive starts and 118 starts in every game he played in.

DOUBLE-DOUBLE LEADERS SEASON

DD NAME	SEASON
22 John Fairchild	64-65
21 Brett Applegate	83-84
20 Kresimir Cosic	71-72
18 Steve Trumbo	81-82
16 Rafael Araujo	03-04
16 John Fairchild	63-64
16 Russell Larson	93-94
15 Kresimir Cosic	70-71

12 Bruce Burton	62-63
12 Jay Cheesman	75-76
12 Kresimir Cosic	72-73
12 Alan Taylor	79-80
12 Alan Taylor	78-79
12 Steve Trumbo	80-81
11 Kari Liimo	67-68
11 Paul Ruffner	69-70

DOUBLE-DOUBLE LEADERS CAREER


DD NAME	YEARS
47 Kresimir Cosic	71-73
38 John Fairchild	64-65
34 Alan Taylor	77-80
30 Steve Trumbo	79-82
29 Michael Smith	84, 87-89
28 Brett Applegate	83-84
27 Russell Larson	92-95
26 Jay Cheesman	74-77
24 Rafael Araujo	03-04
24 Kari Liimo	67-69
22 Mark Handy	74-77
21 Bruce Burton	61-63
21 Paul Ruffner	69-70
20 Fred Roberts	79-82
18 Greg Kite	80-83
18 Steve Kramer	64-66
17 Trent Plaisted	05-08
17 Ken Roberts	91, 94-96
16 Jim Eakins	66-68
16 Tom Gneiting	85-87



Jeff Chatman (1985-88) is the all-time leader in consecutive games started and total games started with 122 consecutive games.



John Fairchild (1964-65) holds the BYU record for most double-doubles in a season with 22 during the 1964-65 season.



Lee Cumnard (2006-2009) holds the BYU record for consecutive games played and games played at 131.



Hall of Famer Kresimir Cosic holds the career record for double-doubles with 47 from 1971-1973.

1. DANNY ANGE • 1977-81, G, 6-5, 2467 CAREER POINTS

YEAR	G	GS	MIN	AVG	FG	FGA	PCT	3FG	FGA	PCT	FT	FTA	PCT	REB	RPG	A	APG	TO	BLK	STL	PTS	PPG
1977-78	30	30	1140	38.0	243	473	.514	—	—	—	146	169	.864	173	5.8	158	5.3	104	6	60	632	21.1
1978-79	27	27	922	34.1	206	376	.548	—	—	—	86	112	.768	102	3.8	122	4.5	100	8	46	498	18.4
1979-80	29	29	984	33.9	229	430	.533	—	—	—	97	124	.782	114	3.9	132	4.6	72	3	43	555	19.1
1980-81	32	32	1213	37.9	309	596	.518	—	—	—	164	199	.824	152	4.8	127	4.0	103	4	46	782	24.4
Totals	118	118	4259	36.1	987	1875	.526	—	—	—	493	604	.816	541	4.6	539	4.6	379	21	195	2467	20.9

- Won Eastman and John Wooden Award in his senior season
- Drafted by both Toronto (MLB) and Boston (NBA)
- Scored game winning lay-up in Sweet Sixteen against Notre Dame
- NCAA record, scoring in double figures in 112 consecutive games

2. MICHAEL SMITH • 1983-84, 1986-89, F, 6-10 • 2319 CAREER POINTS

YEAR	G	GS	MIN	AVG	FG	FGA	PCT	3FG	FGA	PCT	FT	FTA	PCT	REB	RPG	A	APG	TO	BLK	STL	PTS	PPG
1983-84	29	—	734	25.3	99	218	.454	—	—	—	34	45	.756	153	5.3	77	2.7	63	9	12	232	8.0
1986-87	32	24	986	30.8	253	497	.509	34	70	.486	103	114	.904	273	8.5	55	1.7	65	6	13	643	20.1
1987-88	32	32	1078	33.7	248	489	.507	49	113	.434	134	159	.843	248	7.8	100	3.1	101	3	24	679	21.2
1988-89	29	29	1079	37.2	286	545	.525	33	87	.379	160	173	.925	248	8.6	85	2.9	130	4	21	765	26.4
Totals	122	85	3877	31.8	886	1749	.507	116	270	.430	431	491	.878	922	7.6	317	2.6	359	22	70	2319	19.0

- Second-team UPI and third-team AP All-America as a junior
- Grabbed 922 rebounds in his career, the most by any Cougar
- Third-team Basketball Weekly, Sporting News All-America HM as a senior
- Drafted in the first round by the Boston Celtics

3. DEVIN DURRANT • 1978-80, 1982-84, F, 6-7 • 2285 CAREER POINTS

YEAR	G	GS	MIN	AVG	FG	FGA	PCT	3FG	FGA	PCT	FT	FTA	PCT	REB	RPG	A	APG	TO	BLK	STL	PTS	PPG
1978-79	28	28	795	28.4	142	263	.540	—	—	—	86	122	.705	146	5.2	66	2.4	75	10	20	370	13.2
1979-80	29	29	836	28.8	147	265	.555	—	—	—	93	130	.715	170	5.9	89	3.1	75	5	17	387	13.3
1982-83	29	29	1093	37.7	231	456	.507	—	—	—	200	261	.766	167	5.8	69	2.4	99	18	17	662	22.8
1983-84	31	31	1225	39.5	312	543	.575	—	—	—	242	307	.788	160	5.2	44	1.4	90	17	23	866	27.9
Totals	117	117	3949	33.8	832	1527	.545	—	—	—	621	820	.757	643	5.5	268	2.3	339	50	77	2285	19.5

- AP All-America Second Team, UPI All-America Third Team
- WAC Player of the Year his junior year
- Holds the BYU record for scoring average of 27.9 in his senior season
- Drafted in the second round by the Indiana Pacers

4. RUSSELL LARSON • 1992-95, F/C, 6-11 • 1885 CAREER POINTS

YEAR	G	GS	MIN	AVG	FG	FGA	PCT	3FG	FGA	PCT	FT	FTA	PCT	REB	RPG	A	APG	TO	BLK	STL	PTS	PPG
1991-92	32	1	656	20.5	101	187	.540	0	0	.000	115	141	.816	162	5.1	16	0.5	36	4	25	317	9.9
1992-93	33	19	651	19.7	135	214	.631	0	2	.000	88	120	.733	145	4.4	34	1.0	47	41	26	358	10.8
1993-94	32	32	946	29.6	223	403	.553	10	35	.286	181	221	.819	292	9.1	44	1.4	75	40	46	637	19.9
1994-95	32	32	970	30.3	201	384	.523	14	28	.500	157	191	.822	222	6.9	40	1.3	73	44	34	573	17.9
Totals	129	84	3223	25.0	660	1188	.556	24	65	.369	541	673	.804	821	6.4	134	1.0	231	166	131	1885	14.6

- First-team All-WAC by Coaches and Writers
- GTE/CoSida Second Team Academic All-America

5. FRED ROBERTS • 1978-82, F, 6-10 • 1841 CAREER POINTS

YEAR	G	GS	MIN	AVG	FG	FGA	PCT	3FG	FGA	PCT	FT	FTA	PCT	REB	RPG	A	APG	TO	BLK	STL	PTS	PPG
1978-79	28	28	861	30.8	158	291	.543	—	—	—	83	106	.783	191	6.8	63	2.3	72	23	24	399	14.3
1979-80	29	29	891	30.7	151	257	.588	—	—	—	71	98	.724	177	6.1	72	2.5	75	19	10	373	12.9
1980-81	32	32	1187	37.1	216	373	.579	—	—	—	171	220	.777	255	8.0	110	3.4	104	14	26	603	18.8
1981-82	30	30	1119	37.3	162	338	.479	—	—	—	142	178	.798	215	7.2	96	3.2	109	19	21	466	15.5
Totals	119	119	4058	34.1	687	1259	.546	—	—	—	467	602	.776	838	7.0	341	2.9	360	75	81	1841	15.5

- First-team All-WAC
- Basketball Writers District VII Team

6. JEFF CHATMAN • 1984-88, F, 6-6 • 1824 CAREER POINTS

YEAR	G	GS	MIN	AVG	FG	FGA	PCT	3FG	FGA	PCT	FT	FTA	PCT	REB	RPG	A	APG	TO	BLK	STL	PTS	PPG
1984-85	26	26	390	15.0	45	85	.529	—	—	—	12	29	.414	106	4.1	7	0.3	21	12	12	102	3.9
1985-86	32	32	1037	32.4	230	422	.545	—	—	—	99	147	.673	165	5.2	26	0.8	41	27	22	559	17.5
1986-87	32	32	1034	32.3	223	437	.510	0	3	.000	94	131	.718	183	5.7	23	0.7	56	40	20	540	16.9
1987-88	32	32	1094	34.2	253	425	.595	0	0	.000	117	170	.688	242	7.6	36	1.1	51	28	28	623	19.5
Totals	122	122	3555	29.1	751	1369	.549	0	3	.000	322	477	.675	696	5.7	92	0.8	169	107	82	1824	15.0

- Honorable Mention All-America by Sporting News his senior season
- Twice selected to the USBWA All-District VII Team

7. MEKELI WESLEY • 1997-01, F, 6-9 • 1740 CAREER POINTS

YEAR	G	GS	MIN	AVG	FG	FGA	PCT	3FG	FGA	PCT	FT	FTA	PCT	REB	RPG	A	APG	TO	BLK	STL	PTS	PPG
1997-98	30	29	891	29.7	129	313	.412	18	61	.295	130	168	.774	151	5.0	33	1.1	63	21	23	406	13.5
1998-99	19	17	509	26.8	70	168	.417	12	42	.286	57	68	.838	93	4.9	24	1.3	44	9	21	209	11.0
1999-00	33	33	1004	30.4	192	397	.484	29	78	.372	143	193	.741	192	5.8	52	1.6	71	25	34	556	16.8
2000-01	33	33	987	29.9	179	349	.513	32	76	.421	179	222	.806	181	5.5	45	1.4	77	27	19	569	17.2
Totals	115	112	3391	29.5	570	1227	.465	91	257	.354	509	651	.782	617	5.4	154	1.3	255	82	97	1740	15.1

- Conference Player of the Year his senior season
- Associated Press All-America honorable mention as a senior

8. MARK BIGELOW • 1998-99, 2001-04, G/F, 6-7 • 1715 CAREER POINTS

YEAR	G	GS	MIN	AVG	FG	FGA	PCT	3FG	FGA	PCT	FT	FTA	PCT	REB	RPG	A	APG	TO	BLK	STL	PTS	PPG
1998-99	28	27	907	32.4	132	301	.439	44	113	.389	111	140	.793	175	6.3	57	2.0	76	13	38	419	15.0
2001-02	30	30	954	31.8	138	317	.435	65	154	.422	106	132	.803	82	2.7	44	1.5	62	11	21	447	14.9
2002-03	32	32	1025	32.0	145	332	.437	63	151	.417	93	112	.830	118	3.7	74	2.3	56	12	33	446	13.9
2003-04	30	30	956	31.9	129	300	.430	41	141	.291	104	129	.806	113	3.8	85	2.8	50	13	24	403	13.4
Totals	120	119	3842	32.0	544	1250	.435	213	559	.381	414	513	.807	488	4.1	260	2.2	244	49	116	1715	14.3

- Earned All-MWC Second Team honors in senior season



9. KENNETH ROBERTS • 1990-91, 1993-96, F, 6-8, 1652 CAREER POINTS

YEAR	G	GS	MIN	AVG	FG	FGA	PCT	3FG	FGA	PCT	FT	FTA	PCT	REB	RPG	A	APG	TO	BLK	STL	PTS	PPG
1990-91	34	34	897	26.4	78	158	.494	4	10	.400	50	76	.658	151	4.4	96	2.8	54	14	20	210	6.2
1993-94	32	28	993	31.0	142	246	.577	1	2	.500	124	156	.795	192	6.0	61	1.9	49	21	25	409	12.8
1994-95	32	31	1037	32.4	171	307	.557	2	3	.667	150	179	.838	212	6.6	47	1.5	60	12	30	494	15.4
1995-96	28	28	983	35.1	170	316	.538	12	27	.444	187	230	.813	198	7.1	68	2.4	63	26	29	539	19.3
Totals	126	121	3910	31.0	561	1027	.546	19	42	.452	511	641	.797	753	6.0	272	2.2	226	73	104	1652	13.1

• Twice named All-WAC First Team

• Voted top WAC rebounder

10. LEE CUMMARD • 2006-09, G, 6-7 • 1569 CAREER POINTS

YEAR	G	GS	MIN	AVG	FG	FGA	PCT	3FG	FGA	PCT	FT	FTA	PCT	REB	RPG	A	APG	TO	BLK	STL	PTS	PPG
2005-06	29	14	430	14.8	50	110	.455	17	43	.395	26	34	.765	68	2.3	45	1.6	31	12	16	143	4.9
2006-07	34	34	990	29.1	114	206	.553	40	92	.435	50	63	.794	191	5.6	93	2.7	49	29	50	318	9.4
2007-08	35	35	1101	31.5	198	348	.569	60	127	.472	96	112	.857	222	6.3	123	3.5	79	35	33	552	15.8
2008-09	33	33	1081	32.8	199	385	.517	36	93	.387	122	140	.871	205	6.2	111	3.4	54	30	30	556	16.8
Totals	131	116	3602	27.5	561	1049	.535	153	355	.431	294	349	.842	686	5.2	372	2.8	213	106	129	1569	12.0

• 2009 All-America Fourth Team by FOXSports.com
 • 2008 AP All-America Honorable Mention

• 2009 All-MWC First Team
 • 2008 MWC Co-player of the Year

11. JIMMER FREDETTE • 2007-PRESENT, G, 6-2 • 1531 CAREER POINTS

YEAR	G	GS	MIN	AVG	FG	FGA	PCT	3FG	FGA	PCT	FT	FTA	PCT	REB	RPG	A	APG	TO	BLK	STL	PTS	PPG
2007-08	35	0	647	18.5	83	204	.407	43	128	.336	35	41	.854	37	1.1	61	1.7	41	3	27	244	7.0
2008-09	33	32	1090	33.0	184	383	.480	52	136	.382	116	137	.847	98	3.0	135	4.1	85	3	50	536	16.2
2009-10	34	33	1059	31.1	225	491	.458	77	175	.440	224	251	.892	105	3.1	159	4.7	93	5	41	751	22.1
Totals	102	65	2796	27.4	492	1078	.456	172	439	.392	375	429	.874	240	2.4	355	3.5	219	11	118	1531	15.0

• 2009 and 2010 All-MWC First Team
 • 2010 USBWA District VIII Player of the Year

• Earned five All-America honors in 2010
 • Holds BYU records for points (49) and threes (9) in a single game

12. JONATHAN TAVERNARI • 2006-PRESENT, F, 6-6 • 1519 CAREER POINTS

YEAR	GP	GS	MIN	AVG	FG	FGA	PCT	3FG	FGA	PCT	FT	FTA	PCT	PF	FO	A	AVG	TO	BLK	STL	PTS	AVG	PPG
2006-07	28	0	343	12.3	68	143	.476	29	78	.372	16	23	.696	80	2.9	17	0.6	17	8	18	181	6.5	
2007-08	35	29	966	27.6	166	420	.395	88	234	.376	39	45	.867	184	5.3	53	1.5	59	16	48	459	13.1	
2008-09	33	33	1042	31.6	195	451	.432	85	223	.381	42	55	.764	239	7.2	58	1.8	44	11	49	517	15.7	
2009-10	36	7	849	23.6	132	318	.415	63	163	.387	35	43	.814	157	4.4	54	1.5	44	7	50	362	10.1	
Totals	132	69	3200	24.2	561	1332	.421	265	698	.380	132	166	.795	660	5.0	182	1.4	164	42	165	1519	11.5	

• 2007, 2008, 2009 All-MWC Third Team
 • First all-time at BYU in made three points

• 2007 MWC Freshman of the Year and 2010 MWC Sixth Man of the Year
 • Holds the BYU record for three-pointers made in a season with 88 in 2007-08

13. KRESIMIR COSIC • 1970-73, C, 6-11 • 1513 CAREER POINTS

YEAR	G	GS	MIN	AVG	FG	FGA	PCT	3FG	FGA	PCT	FT	FTA	PCT	REB	RPG	A	APG	TO	BLK	STL	PTS	PPG
1970-71	27	—	—	—	153	317	.483	—	—	—	101	137	.737	341	12.6	—	—	—	—	—	407	15.1
1971-72	26	—	—	—	207	415	.499	—	—	—	167	207	.807	332	12.8	—	—	—	—	—	581	22.3
1972-73	26	—	—	—	206	430	.479	—	—	—	113	140	.807	246	9.5	—	—	—	—	—	525	20.2
Totals	79	—	—	—	566	1162	.487	—	—	—	381	484	.787	919	11.6	—	—	—	—	—	1513	19.2

• Named first-team Converse, Helms and UPI All-America

• Named All-Conference during his sophomore, junior and senior seasons

14. JAY CHEESMAN • 1973-77, F/C, 6-9 • 1408 CAREER POINTS

YEAR	G	GS	MIN	AVG	FG	FGA	PCT	3FG	FGA	PCT	FT	FTA	PCT	REB	RPG	A	APG	TO	BLK	STL	PTS	PPG
1973-74	25	—	—	—	65	156	.417	—	—	—	29	41	.707	92	3.7	—	—	—	—	—	159	6.4
1974-75	26	—	—	—	151	290	.521	—	—	—	77	115	.670	172	6.6	—	—	—	—	—	379	14.6
1975-76	25	—	750	30.0	172	349	.493	—	—	—	97	129	.752	223	8.9	47	1.9	—	—	—	441	17.6
1976-77	27	—	837	31.0	170	357	.476	—	—	—	89	116	.767	225	8.3	31	1.1	—	—	—	429	15.9
Totals	103	—	1587	15.4	558	1152	.484	—	—	—	292	401	.728	712	6.9	78	0.8	—	—	—	1408	13.7

• First-team All-WAC as a junior, second team as a senior

15. ROLAND MINSON • 1948-51, F, 6-0 • 1407 CAREER POINTS

YEAR	G	GS	MIN	AVG	FG	FGA	PCT	3FG	FGA	PCT	FT	FTA	PCT	REB	RPG	A	APG	TO	BLK	STL	PTS	PPG
1948-49	35	—	—	—	149	—	—	—	—	—	73	110	.664	—	—	—	—	—	—	—	371	10.6
1949-50	34	—	—	—	173	452	.383	—	—	—	71	127	.559	—	—	—	—	—	—	—	417	12.3
1950-51	37	—	—	—	239	627	.381	—	—	—	141	203	.695	186	5.0	—	—	—	—	—	619	16.7
Totals	106	—	—	—	561	1079	.520	—	—	—	285	440	.648	186	1.8	—	—	—	—	—	1407	13.3

• MVP in the NIT tourney won by the Cougars in 1951

• Drafted in the first round by the New York Knicks

16. ANDY TOOLSON • 1984-85, 1987-90, F, 6-6 • 1388 CAREER POINTS

YEAR	G	GS	MIN	AVG	FG	FGA	PCT	3FG	FGA	PCT	FT	FTA	PCT	REB	RPG	A	APG	TO	BLK	STL	PTS	PPG
1984-85	29	—	548	18.9	97	193	.503	—	—	—	53	73	.726	77	2.7	32	1.1	22	3	12	247	8.5
1987-88	32	22	611	19.1	64	149	.430	25	63	.397	39	53	.736	88	2.8	41	1.3	23	3	15	192	6.0
1988-89	26	26	905	34.8	126	265	.475	42	109	.385	105	126	.833	171	6.6	45	1.7	37	8	27	399	15.3
1989-90	30	30	1095	36.5	184	351	.524	74	151	.490	108	141	.766	198	6.6	80	2.7	48	11	30	559	18.3
Totals	117	78	3159	27.0	471	958	.492	141	323	.437	305	393	.776	534	4.6	198	1.7	130	25	84	1388	11.9

• Named first-team Academic All-America during his senior year

17. TRENT PLAISTED • 2004-08, C, 6-11 • 1372 CAREER POINTS

YEAR	GP	GS	FG	FGA	PCT	FGA	PCT	FT	FTA	PCT	OFF	DEF	TOT	AVG	AVG	TO	BLK	STL	PTS	AVG		
*2004-05	5	0	44	8.8	0	3	.000	0	0	.000	3	6	.500	8	1.6	1	0.2	2	0	0	3	0.6
2005-06	29	29	819	28.2	144	276	.522	0	0	.000	106	172	.616	199	6.9	28	1.0	71	27	12	394	13.6
2006-07	34	33	977	28.7	167	306	.546	0	0	.000	96	195	.492	210	6.2	40	1.2	56	46	15	430	12.6
2007-08	35	35	958	27.4	202	373	.542	0	0	.000	141	260	.542	269	7.7	54	1.5	84	34	15	545	15.6
Totals	103	97	2798	27.2	513	958	.535	0	0	.000	346	633	.547	686	6.7	123	1.2	213	107	42	1372	13.3

*received medical redshirt

- 2008 NABC All-District 13 and USBWA All-District VIII
- 2006 Scout.com Freshman All-America Second Team
- 2008 MWC First Team and 2007 MWC Second Team

18. JOE NELSON • 1947-50, F, 6-3 • 1360 CAREER POINTS

YEAR	G	GS	MIN	AVG	FG	FGA	PCT	3FG	FGA	PCT	FT	FTA	PCT	REB	RPG	A	APG	TO	BLK	STL	PTS	PPG	
1947-48	24	—	—	—	131	—	—	—	—	—	106	—	—	—	—	—	—	—	—	—	—	368	15.3
1948-49	34	—	—	—	204	—	—	—	—	—	121	161	.752	—	—	—	—	—	—	—	—	529	15.6
1949-50	31	—	—	—	171	528	.324	—	—	—	121	154	.786	—	—	—	—	—	—	—	—	463	14.9
Totals	89	—	—	—	506	—	—	—	—	—	348	—	—	—	—	—	—	—	—	—	—	1360	15.3

- Named Helms All-America as a sophomore
- Led BYU in scoring all three years
- Named all-conference all three years at BYU

19. MARTY HAWS • 1986-90, G, 6-2 • 1337 CAREER POINTS

YEAR	G	GS	MIN	AVG	FG	FGA	PCT	3FG	FGA	PCT	FT	FTA	PCT	REB	RPG	A	APG	TO	BLK	STL	PTS	PPG
1986-87	32	12	490	15.3	39	90	.433	0	7	.000	30	52	.577	29	0.9	99	3.1	42	2	23	108	3.4
1987-88	32	32	883	27.6	98	181	.541	16	32	.500	56	74	.757	61	1.9	131	4.1	64	5	45	268	8.4
1988-89	29	29	1088	37.5	144	307	.469	18	52	.346	99	125	.792	77	2.7	149	5.1	79	2	48	405	14.0
1989-90	30	30	1101	36.7	198	398	.497	19	51	.373	141	179	.788	69	2.3	123	4.1	59	4	66	556	18.5
Totals	123	103	3561	29.0	479	976	.491	53	142	.373	326	430	.758	236	1.9	502	4.1	244	13	182	1337	10.9

- First-team All-WAC selection his senior year
- Led the Cougars in both points and assists his senior season

20. DICK NEMELKA • 1962-66, G, 6-2 • 1299 CAREER POINTS

YEAR	G	GS	MIN	AVG	FG	FGA	PCT	3FG	FGA	PCT	FT	FTA	PCT	REB	RPG	A	APG	TO	BLK	STL	PTS	PPG	
1963-64	25	—	—	—	109	242	.450	—	—	—	51	79	.646	71	2.8	—	—	—	—	—	—	269	10.8
1964-65	28	—	—	—	170	385	.442	—	—	—	91	127	.717	84	3.0	—	—	—	—	—	—	431	15.4
1965-66	25	—	—	—	242	463	.523	—	—	—	115	156	.737	119	4.8	—	—	—	—	—	—	599	24.0
Totals	78	—	—	—	521	1090	.478	—	—	—	257	362	.710	274	3.5	—	—	—	—	—	—	1299	16.7

- Named All-America by Look and Converse as a senior
- Named Scholastic All-American
- Led the Cougars to the 1966 NIT Championship
- Named first-team All-WAC in senior season

21. ALAN TAYLOR • 1976-80, C, 6-10 • 1284 CAREER POINTS

YEAR	G	GS	MIN	AVG	FG	FGA	PCT	3FG	FGA	PCT	FT	FTA	PCT	REB	RPG	A	APG	TO	BLK	STL	PTS	PPG	
1976-77	24	—	336	14.0	48	90	.533	—	—	—	30	45	.667	90	3.8	4	0.2	—	—	—	—	126	5.3
1977-78	29	—	957	33.0	170	301	.565	—	—	—	76	127	.598	246	8.5	50	1.7	85	28	10	416	14.3	
1978-79	28	—	868	31.0	148	252	.587	—	—	—	84	140	.600	266	9.5	30	1.1	59	39	12	380	13.6	
1979-80	29	—	919	31.7	138	231	.597	—	—	—	86	142	.606	317	10.9	31	1.1	56	52	13	362	12.5	
Totals	110	—	3080	28.0	504	874	.577	—	—	—	276	454	.608	919	8.4	115	1.0	200	119	35	1284	11.7	

- Set a Marriott Center record in his season finale with 23 rebounds
- Named All-WAC First Team
- Second all-time in rebounds at BYU

22. DOUG RICHARDS • 1971-74, G, 6-3 • 1218 CAREER POINTS

YEAR	G	GS	MIN	AVG	FG	FGA	PCT	3FG	FGA	PCT	FT	FTA	PCT	REB	RPG	A	APG	TO	BLK	STL	PTS	PPG	
1971-72	26	—	—	—	110	207	.531	—	—	—	58	77	.753	106	4.1	—	—	—	—	—	—	278	10.7
1972-73	26	—	—	—	165	327	.505	—	—	—	83	113	.735	119	4.6	—	—	—	—	—	—	413	15.9
1973-74	26	—	—	—	211	448	.471	—	—	—	105	133	.789	159	6.1	—	—	—	—	—	—	527	20.3
Totals	78	—	—	—	486	982	.495	—	—	—	246	323	.762	384	4.9	—	—	—	—	—	—	1218	15.6

- Leading scorer his senior season
- Two-time second-team all-conference

23. GARY TROST • 1987-88, 1990-93, C, 6-10 • 1205 CAREER POINTS

YEAR	G	GS	MIN	AVG	FG	FGA	PCT	3FG	FGA	PCT	FT	FTA	PCT	REB	RPG	A	APG	TO	BLK	STL	PTS	PPG
1987-88	16	0	70	4.4	6	14	.429	0	0	.000	8	12	.667	16	1.0	2	0.1	7	0	3	20	1.3
1990-91	33	0	544	16.5	80	134	.597	2	5	.400	66	91	.725	145	4.4	24	0.7	39	23	18	228	6.9
1991-92	31	31	919	29.6	160	284	.563	2	4	.500	119	185	.643	203	6.5	58	1.9	70	18	14	441	14.2
1992-93	34	34	1034	30.4	174	310	.561	2	7	.286	166	218	.761	236	6.9	102	3.0	67	13	19	516	15.2
Totals	114	65	2567	22.5	420	742	.566	6	16	.375	359	506	.709	600	5.3	186	1.6	183	54	54	1205	10.6

- All-WAC First Team as a junior and senior
- Honorable Mention All-America by the Associated Press his senior season

24. ELDON BRINLEY • 1927-31 • 1195 CAREER POINTS**25. JOE RICHEY • 1950-52, F, 6-1 • 1177 CAREER POINTS**

YEAR	G	GS	MIN	AVG	FG	FGA	PCT	3FG	FGA	PCT	FT	FTA	PCT	REB	RPG	A	APG	TO	BLK	STL	PTS	PPG	
1950-51	36	—	—	—	126	367	.343	—	—	—	62	109	.569	196	5.4	—	—	—	—	—	—	314	8.7
1951-52	24	—	—	—	145	411	.353	—	—	—	62	84	.738	167	7.0	—	—	—	—	—	—	352	14.7
1952-53	29	—	—	—	194	554	.350	—	—	—	123	156	.788	217	7.5	—	—	—	—	—	—	511	17.6
Totals	89	—	—	—	465	1332	.349	—	—	—	247	349	.708	580	6.5	—	—	—	—	—	—	1177	13.2

- Led BYU to the NIT Championship in his sophomore season
- First-team All-America by Look and second-team All-America by Colliers



26. RANDY REID • 1992-96, G, 6-2 • 1170 CAREER POINTS

YEAR	G	GS	MIN	AVG	FG	FGA	PCT	3FG	FGA	PCT	FT	FTA	PCT	REB	RPG	A	APG	TO	BLK	STL	PTS	PPG
1992-93	34	33	923	27.1	59	155	.381	23	65	.354	71	83	.855	76	2.2	141	4.1	89	2	30	212	6.2
1993-94	32	32	876	27.4	125	242	.517	34	100	.340	93	117	.795	68	2.1	87	2.7	52	2	21	377	11.8
1994-95	31	29	966	31.2	76	206	.369	30	91	.330	86	101	.851	82	2.6	88	2.8	41	4	26	268	8.6
1995-96	28	28	907	32.4	99	238	.416	27	99	.273	88	106	.830	61	2.2	142	5.1	50	0	41	313	11.2
Totals	125	122	3672	29.4	359	841	.427	114	355	.321	338	407	.830	287	2.3	458	3.7	232	8	118	1170	9.4

- Selected to be on the GTE/CoSida Academic All-District VIII Team
- Voted to the All-Defensive Team by the coaches

27. KARI LIIMO • 1966-69, F, 6-7 • 1156 CAREER POINTS

YEAR	G	GS	MIN	AVG	FG	FGA	PCT	3FG	FGA	PCT	FT	FTA	PCT	REB	RPG	A	APG	TO	BLK	STL	PTS	PPG	
1966-67	24	—	—	—	117	226	.518	—	—	—	93	116	.802	176	7.3	—	—	—	—	—	—	327	13.6
1967-68	24	—	—	—	158	324	.477	—	—	—	92	129	.713	231	9.6	—	—	—	—	—	—	410	17.1
1968-69	28	—	—	—	164	349	.470	—	—	—	91	140	.650	248	8.9	—	—	—	—	—	—	419	15.0
Totals	76	—	—	—	440	908	.485	—	—	—	276	385	.717	655	8.6	—	—	—	—	—	—	1156	15.2

- Played on the Finnish Olympic team averaging 29 points per game

28. ELWOOD ROMNEY • 1929-33 • 1150 CAREER POINTS

- Named to the Helms All-America Team in 1932
- Named to the all-conference team for three years
- BYU's first basketball player to score over 1,100 points during his career
- Played semi-professional ball with the Denver Athletic Club for three years

29. DOUG HOWARD • 1967-70, G, 6-3 • 1143 CAREER POINTS

YEAR	G	GS	MIN	AVG	FG	FGA	PCT	3FG	FGA	PCT	FT	FTA	PCT	REB	RPG	A	APG	TO	BLK	STL	PTS	PPG	
1967-68	25	—	—	—	95	242	.393	—	—	—	51	70	.729	114	4.6	—	—	—	—	—	—	241	9.6
1968-69	28	—	—	—	158	324	.488	—	—	—	114	140	.814	111	4.0	—	—	—	—	—	—	430	15.4
1969-70	26	—	—	—	175	399	.439	—	—	—	122	143	.853	136	5.2	—	—	—	—	—	—	472	18.2
Totals	79	—	—	—	428	965	.444	—	—	—	287	353	.813	361	4.6	—	—	—	—	—	—	1143	14.5

- Was a two-sport star at BYU (Basketball & Baseball)

30. TRAVIS HANSEN • 2000-03, G/F, 6-6 • 1137 CAREER POINTS

YEAR	G	GS	MIN	AVG	FG	FGA	PCT	3FG	FGA	PCT	FT	FTA	PCT	REB	RPG	A	APG	TO	BLK	STL	PTS	PPG
2000-01	24	9	398	16.6	49	120	.408	5	17	.294	28	39	.718	73	3.0	27	1.1	17	4	15	131	5.5
2001-02	30	30	933	31.3	148	340	.435	35	83	.422	138	182	.758	187	6.2	46	1.5	68	13	19	469	15.6
2002-03	32	32	1025	32.0	169	383	.441	36	106	.340	163	204	.799	152	4.8	77	2.4	84	20	29	537	16.8
Totals	86	71	2356	27.4	366	843	.434	76	206	.370	329	425	.774	412	4.8	150	1.7	169	37	63	1137	13.2

- 2003 Consensus first-team All-MWC
- 2003 USBWA District VIII First Team
- 2003 MWC Co-Defensive Player of the Year
- BYU earned a 44-1 home record in his three years

31. STEVE SCHREINER • 1988-91, F, 6-7 • 1128 CAREER POINTS

YEAR	G	GS	MIN	AVG	FG	FGA	PCT	3FG	FGA	PCT	FT	FTA	PCT	REB	RPG	A	APG	TO	BLK	STL	PTS	PPG
1988-89	29	25	719	24.8	131	258	.508	6	21	.286	58	82	.707	136	4.7	18	0.6	34	5	15	326	11.2
1989-90	30	30	867	28.9	135	238	.567	0	1	.000	48	68	.706	157	5.2	29	1.0	58	11	17	318	10.6
1990-91	34	32	1028	30.2	188	340	.553	0	0	.000	108	160	.675	227	6.7	38	1.1	67	8	15	484	14.2
Totals	93	87	2614	28.1	454	836	.543	6	22	.273	214	310	.690	520	5.6	85	0.9	159	24	47	1128	12.1

- First-team All-WAC as a senior
- Helped Cougars win WAC Tournament and advance to second round at NCAAs

32. MEL HUTCHINS • 1947-51, C, 6-5 • 1123 CAREER POINTS

YEAR	G	GS	MIN	AVG	FG	FGA	PCT	3FG	FGA	PCT	FT	FTA	PCT	REB	RPG	A	APG	TO	BLK	STL	PTS	PPG	
1947-48	24	—	—	—	61	—	—	—	—	—	30	—	—	—	—	—	—	—	—	—	—	152	6.3
1949-50	34	—	—	—	153	374	.409	—	—	—	94	147	.639	—	—	—	—	—	—	—	—	400	11.8
1950-51	37	—	—	—	227	575	.395	—	—	—	117	180	.650	471	12.7	—	—	—	—	—	—	571	15.4
Totals	95	—	—	—	441	—	—	—	—	—	241	—	—	471	5.0	—	—	—	—	—	—	1123	11.8

- First-team All-American by Look, Converse, Helms, Sporting News
- Led BYU to 1951 NIT Championship

33. JOHN FAIRCHILD • 1963-65, C, 6-8 • 1109 CAREER POINTS

YEAR	G	GS	MIN	AVG	FG	FGA	PCT	3FG	FGA	PCT	FT	FTA	PCT	REB	RPG	A	APG	TO	BLK	STL	PTS	PPG	
1963-64	25	—	—	—	192	425	.452	—	—	—	123	166	.741	330	13.2	—	—	—	—	—	—	507	20.3
1964-65	28	—	—	—	218	444	.491	—	—	—	166	206	.806	348	12.4	—	—	—	—	—	—	602	21.5
Totals	53	—	—	—	410	869	.472	—	—	—	289	372	.777	678	12.8	—	—	—	—	—	—	1109	20.9

- Helms and Look All-American
- Two-time All-WAC First Team honoree and WAC Player of the Year as a senior

34. GARY EARNEST • 1958-61, G, 6-0 • 1108 CAREER POINTS

YEAR	G	GS	MIN	AVG	FG	FGA	PCT	3FG	FGA	PCT	FT	FTA	PCT	REB	RPG	A	APG	TO	BLK	STL	PTS	PPG	
1958-59	26	—	—	—	142	357	.398	—	—	—	76	113	.673	95	3.7	—	—	—	—	—	—	360	13.8
1959-60	25	—	—	—	119	380	.313	—	—	—	81	102	.794	80	3.2	—	—	—	—	—	—	319	12.8
1960-61	26	—	—	—	161	377	.427	—	—	—	107	137	.781	60	2.3	—	—	—	—	—	—	429	16.5
Totals	77	—	—	—	422	1114	.379	—	—	—	264	352	.750	235	3.1	—	—	—	—	—	—	1108	14.4

- First-team all-conference as a senior
- All-Skyline recognition as a sophomore

35. TERRELL LYDAY • 1999-01, G, 6-3 • 1105 CAREER POINTS

YEAR	G	GS	MIN	AVG	FG	FGA	PCT	3FG	FGA	PCT	FT	FTA	PCT	REB	RPG	A	APG	TO	BLK	STL	PTS	PPG
1999-00	33	33	1098	33.3	183	405	.452	67	170	.394	132	178	.742	133	4.0	61	1.8	78	12	62	565	17.1
2000-01	33	33	1082	32.8	159	395	.403	60	151	.397	162	197	.822	92	2.8	66	2.0	76	13	37	540	16.4
Totals	66	66	2180	33.0	342	800	.428	127	321	.396	294	375	.784	225	3.4	127	1.9	154	25	99	1105	16.7

• First-team All-MWC and all-tournament as a senior

• MWC Newcomer of the Year as a junior

36. MARK HANDY • 1973-77 • 1098 CAREER POINTS

YEAR	G	GS	MIN	AVG	FG	FGA	PCT	3FG	FGA	PCT	FT	FTA	PCT	REB	RPG	A	APG	TO	BLK	STL	PTS	PPG
1973-74	26	—	—	—	105	216	.486	—	—	—	45	65	.692	227	8.7	—	—	—	—	—	255	9.8
1974-75	26	—	—	—	119	222	.536	—	—	—	67	97	.691	236	9.1	—	—	—	—	—	305	11.7
1975-76	19	—	595	31.3	105	208	.505	—	—	—	40	56	.714	168	8.8	45	2.4	—	—	—	250	13.2
1976-77	25	—	750	30.0	113	207	.546	—	—	—	62	81	.765	170	6.8	26	1.0	—	—	—	288	11.5
Totals	96	—	1345	14.0	442	853	.518	—	—	—	214	299	.716	801	8.3	71	0.7	—	—	—	1098	11.4

• A four-year starter

37. BRUCE BURTON • 1960-63, F, 6-4 • 1089 CAREER POINTS

YEAR	G	GS	MIN	AVG	FG	FGA	PCT	3FG	FGA	PCT	FT	FTA	PCT	REB	RPG	A	APG	TO	BLK	STL	PTS	PPG
1960-61	26	—	—	—	122	302	.404	—	—	—	38	72	.528	234	9.0	—	—	—	—	—	282	10.8
1961-62	26	—	—	—	160	363	.441	—	—	—	42	74	.568	271	10.4	—	—	—	—	—	362	13.9
1962-63	26	—	—	—	192	408	.471	—	—	—	61	97	.629	271	10.4	—	—	—	—	—	445	17.1
Totals	78	—	—	—	474	1073	.442	—	—	—	141	243	.580	776	9.9	—	—	—	—	—	1089	14.0

• First-team All-WAC as a senior

38. KEENA YOUNG • 2005-07, F, 6-6 • 1068 CAREER POINTS

YEAR	G	GS	MIN	AVG	FG	FGA	PCT	3FG	FGA	PCT	FT	FTA	PCT	REB	RPG	A	APG	TO	BLK	STL	PTS	PPG
2004-05	25	15	555	22.2	74	149	.497	0	3	.000	31	51	.608	140	5.6	17	0.7	23	17	15	179	7.2
2005-06	29	14	679	23.4	113	216	.523	0	1	.000	73	94	.777	167	5.8	32	1.1	43	11	18	299	10.3
2006-07	34	34	984	28.9	236	435	.543	0	0	.000	118	147	.803	223	6.6	50	1.5	75	5	15	590	17.4
Totals	88	63	2218	25.2	423	800	.529	0	4	.000	222	292	.760	530	6.0	99	1.1	141	33	48	1068	12.1

• 2007 AP All-America Honorable Mention

• 2007 MWC Player of the Year

39. SCOTT RUNIA • 1976-80, G, 6-1 • 1051 CAREER POINTS

YEAR	G	GS	MIN	AVG	FG	FGA	PCT	3FG	FGA	PCT	FT	FTA	PCT	REB	RPG	A	APG	TO	BLK	STL	PTS	PPG
1976-77	26	—	572	22.0	61	153	.399	—	—	—	28	37	.757	48	1.8	65	2.5	—	—	—	150	5.8
1977-78	30	—	1080	36.0	150	280	.536	—	—	—	40	50	.800	63	2.1	145	4.8	67	2	35	340	11.3
1978-79	25	—	820	32.8	120	247	.486	—	—	—	50	57	.877	62	2.5	100	4.0	62	2	31	290	11.6
1979-80	29	—	788	27.2	114	248	.460	—	—	—	43	51	.843	38	1.3	95	3.3	56	4	26	271	9.3
Totals	110	—	3260	29.6	445	928	.480	—	—	—	161	195	.826	211	1.9	405	3.7	185	8	92	1051	9.6

• Second-team All-WAC as a junior

40. BERNIE FRYER • 1970-72, G, 6-3 • 1030 CAREER POINTS

YEAR	G	GS	MIN	AVG	FG	FGA	PCT	3FG	FGA	PCT	FT	FTA	PCT	REB	RPG	A	APG	TO	BLK	STL	PTS	PPG
1970-71	29	—	—	—	196	433	.453	—	—	—	165	222	.743	130	4.5	—	—	—	—	—	557	19.2
1971-72	26	—	—	—	168	353	.476	—	—	—	137	180	.761	82	3.2	—	—	—	—	—	473	18.2
Totals	55	—	—	—	364	786	.463	—	—	—	302	402	.751	212	3.9	—	—	—	—	—	1030	18.7

• First-team All-WAC as a senior

41. DAVE EASTIS • 1958-61, C, 6-5 • 1015 CAREER POINTS

YEAR	G	GS	MIN	AVG	FG	FGA	PCT	3FG	FGA	PCT	FT	FTA	PCT	REB	RPG	A	APG	TO	BLK	STL	PTS	PPG
1958-59	19	—	—	—	59	137	.431	—	—	—	28	53	.528	109	5.7	—	—	—	—	—	146	7.7
1959-60	24	—	—	—	181	397	.456	—	—	—	121	174	.695	245	10.2	—	—	—	—	—	483	20.1
1960-61	26	—	—	—	132	330	.400	—	—	—	122	158	.772	243	9.3	—	—	—	—	—	386	14.8
Totals	69	—	—	—	372	864	.431	—	—	—	271	385	.704	597	8.7	—	—	—	—	—	1015	14.7

• First-team all-conference as a senior



TEAM SINGLE SEASON

GAMES	37	1951
WINS	30	2010
FG MADE	1,025	2010
FG ATTEMPTS	2,611	1951
FG PERCENTAGE		
.531		1988
.529		1979
.522		1980
.509		1984
.500		1989
.499		1990
.498	1966, 1992,	1993
.492	1967,	1994
.491		2007
THREE-POINT SHOTS ATTEMPTED		
764		2008
THREE-POINT SHOTS MADE		
292		2010
THREE-POINT PERCENTAGE		
.452		1988
FREE THROWS MADE		
697		1993
CONSECUTIVE FREE THROWS MADE		
33		2005
FREE THROW ATTEMPTS		
909		1993
FREE THROW PERCENTAGE		
.815		1989
.790		2010
.780		2001
.773		1995
.767		1993
.765		1996
.763		1988
REBOUNDS		
1,457	1951,	1965
TEAM REBOUNDING AVERAGE		
55.8		1956
ASSISTS		
613		1993
STEALS		
307		2010
BLOCKED SHOTS		
246		1991
MOST PERSONAL FOULS		
721		1993
MOST PERSONAL FOULS PER GAME		
23.1	1985 (671 in 29 games)	
FEWEST PERSONAL FOULS PER GAME		
13.9	1971 (403 in 29 games)	
MOST PLAYERS DISQUALIFIED		
39		1978
WINNING PERCENTAGE		
.850	17-3	1942
.833	30-6	2010
.828	24-5	1980
.813	26-6	1988
.812	26-6	1988
.807	21-5	1972
CONSECUTIVE VICTORIES		
17		1988
HOMECOURT WINNING STREAK		
53	11/26/05 - 12/13/08	
44	2/19/00 - 1/16/03	
24	3/17/94 - 1/18/96	
CONSECUTIVE DEFEATS		
21		1997
8		1927
LARGEST SCORING MARGIN		
16.7	2010 (83.1-66.4)	
12.6	1966 (95.5 - 82.9)	
MOST POINTS SCORED PER GAME		
95.5		1966
FEWEST POINTS SCORED PER GAME		
48.6		1946
FEWEST POINTS ALLOWED PER GAME		
46.4		1946

TEAM SINGLE GAME

FIELD GOALS ATTEMPTED		
108	vs. Montana	1953
FIELD GOALS MADE		
51	vs. Houston	1965
FIELD GOAL PERCENTAGE		
.736	vs. St. Mary's (39-53)	1983
.708	vs. Elon College (34-48)	2001
THREE-POINTERS ATTEMPTED		
33	vs. Louisiana State	1992
33	vs. Loyola Marymount	2008
33	AT UNLV	1998
THREE-POINT FIELD GOALS MADE		
15	vs. UNLV	2007
14	vs. Southern Utah	2003
14	vs. TCU	2007
14	at Arizona	2009
THREE-POINT PERCENTAGE (MIN 10)		
.813	vs. New Mexico (13/16)	2008
FREE THROWS ATTEMPTED		
52	vs. Weber State	1997
49	vs. Santa Clara	1965
FREE THROWS MADE		
40	vs. Weber State	1997
39	vs. Utah State	1957
CONSECUTIVE FREE THROWS		
24	vs. Santa Clara	2005
BEST FREE THROW PERCENTAGE (MIN 10)		
1.000	at Denver (24/24)	1965
1.000	vs. San Francisco (12/12)	2009
1.000	at Wichita St. (12/12)	1964
1.000	at Utah (12/12)	1974
MOST REBOUNDS		
77	vs. St. Mary's	1966
77	vs. Utah State	1968
MOST STEALS		
17	vs. Southern	2009
17	at Colorado St.	2006
17	vs. James Madison	1990
MOST ASSISTS		
34	vs. Northeast Louisiana	1975
34	vs. San Diego State	1980
34	vs. Colorado State	1972
34	vs. Wyoming	1977
REBOUND MARGIN		
40	vs. St. Mary's	1967
FEWEST PERSONAL FOULS		
5	vs. Michigan State	1981
FEWEST TOTAL POINTS		
25	vs. Wyoming	1982
FEWEST POINTS IN A HALF		
12	vs. Wyoming @ 1980, vs.	1982
13	at Air Force	2005
FEWEST POINTS ALLOWED IN A HALF		
10	vs. Air Force	2003
MOST PERSONAL FOULS		
36	vs. Idaho State	1977
MOST TOTAL POINTS		
128	vs. Sacramento State	1993
MOST POINTS ONE HALF		
69	vs. North Texas	1981
LARGEST SCORING MARGIN		
62	vs. W. Oregon (102-40)	2007
FEWEST FIELD GOALS ATTEMPTED		
23	at Wyoming	1980
FEWEST FIELD GOALS MADE		
10	at Wyoming	1982
10	vs. Southern Utah	2001
FEWEST FREE THROWS ATTEMPTED		
3	vs. Niagara	1976
3	vs. St. Mary's (Calif.)	2005
FEWEST FREE THROWS MADE		
1	vs. Niagara	1976
2	vs. San Diego State	2001

TEAM SEASON SCORING

Year	Offense		Defense	
	Pts.	Avg.	Pts.	Avg.
2010	2992	83.1	2392	66.4
2009	2544	77.1	2150	65.2
2008	2580	73.7	2213	63.2
2007	2654	78.1	2347	69.0
2006	2209	76.2	2078	71.7
2005	1972	65.7	2070	69.0
2004	2200	73.3	1966	65.5
2003	2299	71.8	2032	63.5
2002	2115	70.5	1951	65.0
2001	2324	70.4	2069	62.7
2000	2328	70.5	2107	63.8
1999	2009	71.8	2055	73.4
1998	1906	63.5	2093	69.8
1997	1547	59.5	2061	79.3
1996	2303	82.3	2194	78.4
1995	2405	75.2	2214	69.2
1994	2540	79.4	2382	74.4
1993	2754	81.0	2445	71.9
1992	2567	80.2	2227	69.6
1991	2454	72.2	2336	68.7
1990	2110	70.3	1971	65.7
1989	2338	80.6	2322	80.1
1988	2735	85.5	2437	76.2
1987	2634	82.3	2469	77.2
1986	2328	72.8	2159	74.4
1985	2175	75.0	2159	74.4
1984	2433	78.5	2325	75.0
1983	2014	69.5	1919	66.2
1982	1885	62.8	1752	58.4
1981	2525	78.8	2275	71.1
1980	2421	83.5	2103	72.5
1979	2381	85.0	2144	76.6
1978	2429	81.0	2495	83.2
1977	2013	74.6	2027	75.1
1976	2015	77.5	2183	83.9
1975	2062	79.3	2088	80.3
1974	2015	77.5	2183	83.9
1973	2068	79.5	1940	74.6
1972	2128	81.8	1927	74.1
1971	2401	82.8	2294	79.1
1970	2096	80.7	2188	84.1
1969	2325	83.0	2259	80.7
1968	2064	82.6	1956	78.2
1967	1960	81.7	1827	76.1
1966	2388	95.5	2073	82.9
1965	2639	94.3	2356	83.1
1964	1974	79.0	2004	80.2
1963	1985	77.1	2035	78.3
1962	1834	70.5	1947	74.9
1961	1923	73.9	1870	71.9
1960	1676	67.0	1877	75.1
1959	1965	75.5	1854	71.2
1958	1697	65.3	1735	66.7
1957	1985	77.1	1888	67.1
1956	2006	77.2	1743	67.0
1955	1892	72.7	1847	71.0
1954	1991	68.6	1897	64.8
1953	2052	68.4	1696	56.5
1952	1451	60.4	1412	58.8
1951	2355	65.3	2012	55.7
1950	1903	55.0	1696	49.9

MARRIOTT CENTER RECORDS

TEAM SINGLE GAME

MOST FIELD GOALS ATTEMPTED

102 North Texas vs. BYU, Dec. 12, 1980

MOST FIELD GOALS MADE

58 Southern Utah vs. South Alabama, Dec. 10, 1994

BEST FIELD GOAL PERCENTAGE

.744 Georgetown vs. Oregon State, Mar. 19, 1982

MOST THREE-POINT FIELD GOALS ATTEMPTED

51 Arizona State vs. BYU, Dec. 1, 1992

MOST THREE-POINT FIELD GOALS MADE

16 Arizona State vs. BYU, Dec. 1, 1992

BEST THREE-POINT FIELD GOAL PERCENTAGE

.813 BYU vs. New Mexico, 13/16, Jan. 26, 2008

MOST FREE THROWS ATTEMPTED

47 BYU vs. Tulsa, Dec. 22, 1990

47 BYU vs. Southern Utah, Nov. 24, 1999

MOST FREE THROWS MADE

37 BYU vs. Utah, Jan. 14, 1984

37 BYU vs. Utah State, Dec. 18, 1992

37 BYU vs. Southern Utah, Nov. 24, 1999

BEST FREE THROW PERCENTAGE

1.000 SW Mo. vs. Santa Clara, 15/15, Dec. 14, 1984

.955 BYU vs. New Mexico, 21/22, Feb. 18, 1989

MOST REBOUNDS

76 UCLA vs. Weber State, Mar. 16, 1972

BIGGEST REBOUND MARGIN OVER OPPONENT

38 BYU vs. Morgan State, 59-21, Dec. 28, 1995

MOST PERSONAL FOULS

34 North Texas vs. BYU, Dec. 12, 1980

34 Washington vs. BYU, Dec. 22, 1984

FEWEST PERSONAL FOULS

5 BYU vs. Michigan State, Dec. 16, 1980

ASSISTS

36 Southern Utah vs. South Alabama, Dec. 10, 1994

34 BYU vs. Northeast Louisiana, Jan. 4, 1975

34 BYU vs. Wyoming, Jan. 15, 1977

34 BYU vs. San Diego State, Mar. 1, 1980

POINTS

140 Southern Utah vs. South Alabama, Dec. 10, 1994

POINTS IN FIRST HALF

61 Southern Utah vs. South Alabama, Dec. 10, 1994

POINTS IN SECOND HALF

79 Southern Utah vs. South Alabama, Dec. 10, 1994

LARGEST SCORING MARGIN

68 So. Utah vs. So. Alabama, 140-72, Dec. 10, 1994

FEWEST POINTS IN A GAME

25 BYU vs. Wyoming, Jan. 23, 1982

FEWEST POINTS IN FIRST HALF

10 Air Force vs. BYU, Feb. 3, 2003

FEWEST POINTS IN SECOND HALF

12 BYU vs. Wyoming, Jan 18, 1980

FEWEST FIELD GOALS ATTEMPTED

29 Wyoming vs. BYU, Jan. 23, 1982

FEWEST FIELD GOALS MADE

10 BYU vs. Wyoming, Jan. 23, 1982

10 BYU vs. Southern Utah, Dec. 14, 2000

FEWEST FREE THROWS ATTEMPTED

2 UTEP vs. BYU, Feb. 15, 1973

FEWEST FREE THROWS MADE

1 UTEP vs. BYU, Feb. 15, 1973

1 BYU vs. Niagara, Dec. 11, 1976

MOST TURNOVERS COMMITTED

32 New Mexico vs. BYU, Jan. 30, 1976

MOST BLOCKED SHOTS

17 BYU vs. E. Kentucky, Dec. 7, 1990

MOST STEALS

19 BYU vs. James Madison, Dec. 19, 1990

INDIVIDUAL SINGLE GAME

FIELD GOALS ATTEMPTED

36 Mich. Brooks, La Salle vs. BYU, Dec. 15, 1979

FIELD GOALS MADE

24 Michael Brooks, La Salle vs. BYU, Dec. 15, 1979

FIELD GOAL PERCENTAGE (12 ATT)

.917 Scott Runia, BYU vs. Wyo., 11/12, Feb. 11, 1978

.917 Devin Durrant, BYU vs. St. Mary's, 11/12, Dec. 10, '83

THREE-POINT FIELD GOALS ATTEMPTED

18 Jack Hurd, La Salle vs. BYU, Feb. 15, 1992

THREE-POINT FIELD GOALS MADE

9 Jay Goodman, Utah St. vs. BYU, Nov. 24, 1990

THREE-POINT FIELD GOAL PCT. (MIN. 5 ATT)

1.000 Nathan Call, BYU vs. Utah, 6/6, Mar. 3, 1991

1.000 D. Praylow, Wichita St. vs. BYU, 5/5, Jan. 28, 1989

1.000 Paris Bryant, Wyo. vs. BYU, 5/5, Jan. 26, 1991

1.000 Danny Bower, BYU vs. Wyoming, 5/5, Jan. 15, 1998

1.000 Jonathan Tavernari, BYU vs. CSU, 5/5, Feb. 11, 2009

FREE THROWS ATTEMPTED

19 Timo Saarelainen, BYU vs. Hawaii, Feb. 1, 1985

FREE THROWS MADE

16 K. Van Horn, Utah vs. BYU, 16/16, Mar. 2, 1996

16 David Rivers, Notre Dame vs. BYU, Jan. 13, 1986

FREE THROW PERCENTAGE (12 ATT.)

1.000 Keith Van Horn, Utah vs. BYU, 16/16, Mar. 2, 1996

1.000 Andy Toolson, BYU vs. Calif., 14/14, Feb. 14, 1989

1.000 Marty Haws, BYU vs. Hawaii, 13/13, Feb. 2, 1990

1.000 K. Youngblood, USU vs. BYU, 13/13, Dec. 13, 1991

1.000 K. Roberts, BYU vs. S. Utah, 13/13, Dec. 9, 1994

1.000 D. Ainge, BYU vs. SDSU, 12/12, Mar. 1, 1980

1.000 F. Roberts, BYU vs. Wash., 12/12, Mar. 10, 1982

1.000 D. Durrant, BYU vs. Wyo, 12/12, Jan. 26, 1984

REBOUNDS

23 Alan Taylor, BYU vs. San Diego State, Mar. 1, 1980

23 Steve Trumbo, BYU vs. Air Force, Jan. 21, 1982

POINTS SCORED

51 Michael Brooks, La Salle vs. BYU, Dec. 15, 1979

ASSISTS

16 Mike May, BYU vs. Niagara, Dec. 11, 1976

15 Matt Montague, BYU vs. Idaho, Dec. 5, 2001

15 Matt Montague, BYU vs. Wyoming, Feb. 2, 2002

BLOCKED SHOTS

14 Shawn Bradley, BYU vs. East. Kentucky, Dec. 7, 1990

COMBINED TEAM SINGLE GAME

FIELD GOALS ATTEMPTED

175 Utah St. (97) vs. BYU (78), Jan. 22, 1972

175 N. Texas (102) vs. BYU (73), Dec. 12, 1980

FIELD GOALS MADE

91 La Salle (47) vs. BYU (44), Dec. 15, 1979

THREE-POINT FIELD GOALS ATTEMPTED

63 CS Northridge (38) vs. S. F. Austin (25), Dec. 9, 1995

THREE-POINT FIELD GOALS MADE

24 MSU-Billings (14) vs. BYU (10), Jan. 11, 2005

23 New Mexico (12) vs. BYU (11), Feb. 1, 2003

23 New Mexico (14) vs. BYU (9), Feb 21, 2004

23 New Mexico (14) vs. BYU (9), Feb. 14, 2007

FREE THROWS ATTEMPTED

87 BYU (46) vs. Washington (41), Dec. 22, 1984

FREE THROWS MADE

60 BYU (31) vs. Utah State (29), Nov. 24, 1990

REBOUNDS

130 UCLA (76) vs. Weber State (54), Mar. 16, 1972

PERSONAL FOULS

63 Washington (34) vs. BYU (29), Dec. 22, 1984

63 Utah (32) vs. BYU (31), Mar. 2, 1985

PLAYERS DISQUALIFIED

6 BYU (3) vs. Colorado State (3), Mar. 5, 1976


6 BYU (4) vs. Utah State (2), Dec. 27, 1980

POINTS SCORED

233 BYU (121) vs. Utah St. (112), OT, Dec. 19, 1987

TURNOVERS

60 New Mexico (32) vs. BYU (28), Jan. 30, 1976



ALAN TAYLOR
23 REBOUNDS
3/1/80



POINTS

- 37, Jimmer Fredette vs. Florida (3/18/10)-20T
- 37, Danny Ainge vs UCLA (3/14/81)
- 30, Kresimir Cosic vs Utah State (3/13/71)
- 29, Michael Smith vs NC Charlotte (3/17/88)
- 27, Kresimir Cosic vs Long Beach (3/11/72)
- 27, Alan Taylor vs Clemson (3/8/80)
- 26, Michael Loyd, Jr. (3/18/10)-20T
- 26, Gary Trost vs SMU (3/18/93)
- 25, Jeff Chatman vs New Orleans (3/12/87)
- 25, Mekeli Wesley vs Cincinnati (3/15/01)
- 24, Bob Quinney vs OCU (3/13/65)
- 24, Steve Kelly vs UCLA (3/18/71)
- 24, Nick Sanderson vs Kansas (3/20/93)
- 24, Rafael Araujo vs. Syracuse (3/18/04)
- 24, Keena Young vs Xavier (3/15/07)
- 23, John Fairchild vs UCLA (3/12/65)
- 21, Jimmer Fredette vs. Kansas State (3/20/10)
- 21, Danny Ainge vs Princeton (3/12/81)
- 21, Michael Smith vs Louisville (3/19/88)
- 21, Travis Hansen vs. UConn (3/20/03)
- 20, Russell Larson vs Tulane (3/16/95)
- 20, Kenneth Roberts vs Tulane (3/16/95)

FIELD GOALS

- 14, Danny Ainge vs UCLA (3/14/81)
- 13, Jimmer Fredette vs. Florida (3/18/10)-20T
- 11, Jeff Chatman vs New Orleans (3/12/87)
- 11, Michael Smith vs NC Charlotte (3/17/88)
- 10, Bob Quinney vs OCU (3/13/65)
- 10, Kresimir Cosic vs Utah State (3/13/71)
- 10, Kenneth Roberts vs Tulane (3/16/95)
- 10, Keena Young vs Xavier (3/15/07)
- 9, Steve Kelly vs UCLA (3/18/71)
- 9, Kresimir Cosic vs Long Beach (3/11/72)
- 9, Doug Richards vs Long Beach (3/11/72)
- 9, Russell Larson vs SMU (3/18/93)
- 9, Rafael Araujo vs. Syracuse (3/18/04)
- 8, John Fairchild vs UCLA (3/12/65)
- 8, Michael Smith vs Louisville (3/19/88)
- 8, Mekeli Wesley vs Cincinnati (3/15/01)
- 8, Travis Hansen vs. UConn (3/20/03)
- 7, Michael Loyd, Jr. vs. Florida (3/18/10)-20T
- 7, Kari Liimo vs NMSU (3/8/69)
- 7, Jim Miller vs Pacific (3/20/71)
- 7, Scott Runia vs San Francisco (3/10/79)
- 7, Danny Ainge vs Princeton (3/12/81)
- 7, Kevin Nixon vs Louisiana State (3/19/92)
- 7, Nick Sanderson vs Kansas (3/20/93)

FIELD GOALS ATTEMPTED

- 26, Jimmer Fredette vs. Florida (3/18/10)-20T
- 25, Michael Smith vs New Orleans (3/12/87)
- 23, Dick Nemelka vs OCU (3/13/65)
- 23, Keena Young vs Xavier (3/15/07)
- 22, Danny Ainge vs UCLA (3/14/81)
- 21, Steve Kelly vs Pacific (3/20/71)
- 21, Travis Hansen vs. UConn (3/20/03)
- 20, Kresimir Cosic vs Long Beach (3/11/72)
- 20, Michael Smith vs Louisville (3/19/88)
- 19, Kresimir Cosic vs Utah State (3/13/71)
- 19, Bernie Fryer vs UCLA (3/18/71)
- 18, Kevin Nixon vs Louisiana State (3/19/92)
- 18, Nick Sanderson vs Kansas (3/20/93)
- 17, John Fairchild vs UCLA (3/12/65)
- 17, Alan Taylor vs San Francisco (3/10/79)
- 17, Michael Smith vs NC Charlotte (3/17/88)

THREE-POINT FIELD GOALS

- 6, Nick Sanderson vs Kansas (3/20/93)
- 6, Nick Sanderson vs Louisiana State (3/19/92)
- 5, Mike Rose vs Xavier (3/15/07)
- 4, Michael Smith vs Louisville (3/19/88)
- 4, Luiz Lemes vs. Syracuse (3/18/04)
- 4, Jackson Emery vs. Kansas State (3/20/10)
- 3, Jimmer Fredette vs. Florida (3/18/10)-20T
- 3, Michael Loyd, Jr. vs. Florida (3/18/10)-20T
- 3, Mike Hall vs. Syracuse (3/18/04)
- 3, Mark Bigelow vs. Syracuse (3/18/04)
- 3, Robbie Reid vs Tulane (3/16/95)
- 3, Trent Whiting vs Cincinnati (3/15/01)
- 3, Jonathan Tavernari vs. Texas A&M (3/20/08)
- 3, Jonathan Tavernari vs. Texas A&M (3/19/09)

THREE-POINT FIELD GOALS

ATTEMPTED

- 15, Nick Sanderson vs Kansas (3/20/93)
- 13, Nick Sanderson vs Louisiana State (3/19/92)
- 10, Mark Bigelow vs. Syracuse (3/18/04)
- 9, Michael Smith vs Louisville (3/19/88)
- 9, Jonathan Tavernari vs. Texas A&M (3/20/08)
- 8, Jimmer Fredette vs. Florida (3/18/10)-20T
- 8, Trent Whiting vs Cincinnati (3/15/01)
- 8, Jimmer Fredette vs. Texas A&M (3/20/08)
- 7, Mark Bigelow vs. UConn (3/20/03)
- 7, Luiz Lemes vs. Syracuse (3/18/04)
- 7, Austin Ainge vs Xavier (3/15/07)
- 7, Jonathan Tavernari vs. Texas A&M (3/19/09)
- 6, Jackson Emery vs. Kansas State (3/20/10)
- 6, Andy Toolson vs Clemson (3/15/90)
- 6, Robbie Reid vs Tulane (3/16/95)
- 6, Mike Rose vs Xavier (3/15/07)

FREE THROWS

- 13, Bernie Fryer vs Utah State (3/13/71)
- 10, Jimmer Fredette vs. Kansas State (3/20/10)
- 9, Michael Loyd, Jr. vs. Florida (3/18/10)-20T
- 9, Kresimir Cosic vs Long Beach (3/11/72)
- 9, Danny Ainge vs UCLA (3/14/81)
- 9, Jim Usevitch vs Louisville (3/19/88)
- 8, Jimmer Fredette vs. Florida (3/18/10)-20T
- 8, John Fairchild vs OCU (3/13/65)
- 8, Marty Haws vs NC Charlotte (3/17/88)
- 8, Mekeli Wesley vs Cincinnati (3/15/01)
- 7, John Fairchild vs UCLA (3/12/65)
- 7, Fred Roberts vs Princeton (3/12/81)
- 7, Danny Ainge vs Princeton (3/12/81)
- 7, Gary Trost vs SMU (3/18/93)

FREE THROWS ATTEMPTED

- 15, Bernie Fryer vs Utah State (3/13/71)
- 12, John Fairchild vs OCU (3/13/65)
- 11, Jimmer Fredette vs. Kansas State (3/20/10)
- 10, Michael Loyd, Jr. vs. Florida (3/18/10)-20T
- 10, Jimmer Fredette vs. Florida (3/18/10)-20T
- 10, Fred Roberts vs Princeton (3/12/81)
- 10, Danny Ainge vs UCLA (3/14/81)
- 10, Jim Usevitch vs Louisville (3/19/88)
- 10, Gary Trost vs SMU (3/18/93)
- 10, Jimmer Fredette vs. Texas A&M (3/19/09)
- 9, Kresimir Cosic vs Long Beach (3/11/72)
- 9, Marty Haws vs NC Charlotte (3/17/88)
- 9, Mekeli Wesley vs Cincinnati (3/15/01)

REBOUNDS

- 23, Kresimir Cosic vs UCLA (3/18/71)
- 21, John Fairchild vs OCU (3/13/65)
- 15, Michael Smith vs New Orleans (3/12/87)
- 13, John Fairchild vs UCLA (3/12/65)
- 13, Paul Ruffner vs NMSU (3/8/69)
- 13, Kresimir Cosic vs Pacific (3/20/71)
- 13, Kresimir Cosic vs Long Beach (3/11/72)
- 13, Brian Ambrozich vs Long Beach (3/11/72)
- 13, Steve Trumbo vs UCLA (3/14/81)
- 13, Michael Smith vs NC Charlotte (3/17/88)
- 12, Steve Kramer vs Temple (3/14/66)
- 12, Rafael Araujo vs. Syracuse (3/18/04)
- 11, Kresimir Cosic vs Utah State (3/13/71)
- 11, Michael Smith vs Louisville (3/19/88)
- 11, Gary Trost vs Virginia (3/14/91)
- 11, Gary Trost vs Virginia (3/16/91)
- 10, Steve Trumbo vs Washington (3/10/82)
- 10, Greg Kite vs Washington (3/10/82)
- 10, Jared Miller vs SMU (3/18/93)
- 10, Jared Miller vs Kansas (3/20/93)
- 10, Keena Young vs Xavier (3/15/07)

ASSISTS

- 9, Luiz Lemes vs. Syracuse (3/18/04)
- 8, Randy Reid vs SMU (3/18/93)
- 8, Gary Trost vs Kansas (3/20/93)
- 7, Steve Craig vs UCLA (3/14/81)
- 7, Nathan Call vs Arizona (3/16/91)
- 7, Nathan Call vs Louisiana State (3/19/92)
- 6, Bernie Fryer vs UCLA (3/18/71)
- 6, Steve Kelly vs Pacific (3/20/71)
- 6, Brian Taylor vs NC Charlotte (3/17/88)
- 6, Robbie Reid vs Tulane (3/16/95)
- 6, Lee Cummand vs. Texas A&M (3/19/09)

BLOCKED SHOTS

- 10, Shawn Bradley vs Virginia (3/14/91)
- 4, Greg Kite vs UCLA (3/14/81)
- 2, Jeff Chatman vs Louisville (3/19/88)
- 2, Kenneth Roberts vs Arizona (3/16/91)
- 2, Steve Schreiner vs Arizona (3/16/91)
- 2, Shawn Bradley vs Arizona (3/16/91)
- 2, Jared Miller vs Arizona (3/16/91)
- 2, Travis Hansen vs. UConn (3/20/03)

STEALS

- 5, Robbie Reid vs Tulane (3/16/95)
- 4, Michael Loyd, Jr. vs. Florida (3/18/10)-20T
- 4, Nathan Call vs Louisiana State (3/19/92)
- 4, Jimmer Fredette vs. Texas A&M (3/19/09)
- 3, Jonathan Tavernari vs. Florida (3/18/10)-20T
- 3, Alan Taylor vs San Francisco (3/18/10)-20T
- 3, Danny Ainge vs UCLA (3/14/81)
- 3, Danny Ainge vs Notre Dame (3/19/81)
- 3, Andy Toolson vs Clemson (3/15/90)
- 3, Travis Hansen vs. UConn (3/20/03)

MINUTES

- 46, Jimmer Fredette vs. Florida (3/18/10)-20T
- 42, Michael Smith vs NC Charlotte (3/17/88)-0T
- 40, Jackson Emery vs. Florida (3/18/10)-20T
- 40, Fred Roberts vs Princeton (3/12/81)
- 40, Danny Ainge vs Princeton (3/12/81)
- 40, Steve Trumbo vs Notre Dame (3/19/81)
- 40, Danny Ainge vs Notre Dame (3/19/81)
- 40, Andy Toolson vs Clemson (3/15/90)
- 40, Gary Trost vs SMU (3/18/93)
- 40, Luiz Lemes vs. Syracuse (3/18/04)

CAREER NCAA POINTS

- Danny Ainge – 107
- Kresimir Cosic – 89
- Jimmer Fredette – 86
- Michael Smith – 80
- Bernie Fryer – 75
- Fred Roberts – 75
- Devin Durrant – 67
- Jim Usevitch – 63
- Jeff Chatman – 61
- Steve Kelly – 58
- Russell Larson – 57
- Nick Sanderson – 52
- Gary Trost – 46
- Alan Taylor – 43
- Nate Call – 40
- Mark Bigelow – 39
- John Fairchild – 39
- Steve Craig – 38
- Marty Haws – 37
- Jonathan Tavernari – 37
- Lee Cummand – 36
- Phil Tollestrup – 32
- Rafael Araujo – 30
- Mike Gardner – 30
- Jared Miller – 30
- Jim Miller – 30
- Jackson Emery – 29
- Steve Kramer – 28
- Bob Quinney – 28
- Michael Loyd, Jr. – 28
- Andy Toolson – 27
- Mark Heslop – 26
- Steve Schreiner – 26
- Steve Trumbo – 26
- Noah Hartsock – 26
- Kevin Nixon – 24
- Doug Richards – 24
- Kenneth Roberts – 24
- Scott Runia – 24
- Brian Taylor – 24
- Keena Young – 24
- Tyler Haws – 24
- Trent Plaisted – 22
- Greg Kite – 20
- Chris Miles – 8
- Sam Burgess – 8
- Brandon Davies – 5
- Charles Abouo – 4

NIT INDIVIDUAL GAME HIGHS

POINTS

- 27, Dick Nemelka vs Temple (3/14/66)
- 23, Travis Hansen vs UC Irvine (3/14/02)
- 22, Fred Roberts vs Washington (3/10/82)
- 22, Russell Larson vs ASU (3/17/94)
- 21, Gary Hill vs NYU (3/19/66)
- 21, Craig Raymond vs NYU (3/19/66)
- 20, Tom Gneiting vs SMU (3/13/86)
- 20, Jeff Chatman vs Calif. Irvine (3/18/86)
- 19, Terrell Lyday vs Southern Illinois (3/20/00)
- 19, Tom Gneiting vs Calif. Irvine (3/18/86)
- 18, Trent Plaisted at Houston (3/15/06)
- 17, Richie Webb vs Ohio State (3/21/86)
- 17, Travis Hansen at Memphis (3/20/02)
- 17, Mark Bigelow at Memphis (3/20/02)

FIELD GOALS

- 10, Dick Nemelka vs Temple (3/14/66)
- 10, Craig Raymond vs NYU (3/19/66)
- 9, Jeff Chatman vs Calif. Irvine (3/18/86)
- 9, Russell Larson vs ASU (3/17/94)
- 8, Travis Hansen vs UC Irvine (3/14/02)
- 8, Terrell Lyday vs Southern Illinois (3/20/00)
- 7, Travis Hansen at Memphis (3/20/02)
- 7, Richie Webb vs SMU (3/13/86)
- 7, Jeff Chatman vs Ohio State (3/21/86)
- 7, Richie Webb vs Ohio State (3/21/86)
- 6, Steve Trumbo vs Washington (3/10/82)
- 6, Scott Sinek vs Washington (3/10/82)
- 6, Russell Larson vs Fresno State (3/22/94)
- 6, Mekeli Wesley vs Bowling Green (3/15/00)
- 6, Eric Nielsen vs Bowling Green (3/15/00)
- 6, Trent Plaisted at Houston (3/15/06)

FIELD GOALS ATTEMPTED

- 20, Steve Kramer vs NYU (3/19/66)
- 19, Terrell Lyday vs Southern Illinois (3/20/00)
- 18, Dick Nemelka vs Temple (3/14/66)
- 18, Jeff Congdon vs Temple (3/14/66)
- 18, Jeff Chatman vs Calif. Irvine (3/18/86)
- 18, Jeff Chatman vs Ohio State (3/21/86)
- 16, Travis Hansen vs Memphis (3/20/02)
- 14, Terrell Lyday vs Notre Dame (3/22/00)
- 13, Travis Hansen vs UC Irvine (3/14/02)
- 12, Bob Capener vs SMU (3/13/86)
- 12, Tom Gneiting vs SMU (3/13/86)

THREE-POINT FIELD GOALS

- 5, Terrell Lyday vs Bowling Green (3/15/00)
- 4, Daniel Bobik at Memphis (3/20/02)
- 3, Mark Bigelow vs UC Irvine (3/14/02)
- 3, Mark Bigelow at Memphis (3/20/02)
- 3, Robbie Reid vs ASU (3/17/94)
- 3, Michael Vranes vs Southern Illinois (3/20/00)
- 2, Robbie Reid vs Fresno State (3/22/94)
- 2, Randy Reid vs Fresno State (3/22/94)
- 2, Mekeli Wesley vs Notre Dame (3/22/00)
- 2, Michael Vranes vs Notre Dame (3/22/00)
- 2, Terrell Lyday vs Notre Dame (3/22/00)
- 2, John Allen vs Notre Dame (3/22/00)
- 2, Brock Reichner at Houston (3/15/06)

THREE-POINT FIELD GOALS ATTEMPTED

- 11, Terrell Lyday vs Notre Dame (3/22/00)
- 7, Robbie Reid vs ASU (3/17/94)
- 6, Robbie Reid vs Fresno State (3/22/94)
- 6, Terrell Lyday vs Bowling Green (3/15/00)
- 6, Terrell Lyday vs Southern Illinois (3/20/00)
- 6, Mark Bigelow vs UC Irvine (3/14/02)

FREE THROWS

- 12, Fred Roberts vs Washington (3/10/82)

- 8, Steve Kramer vs Temple (3/14/66)
- 8, Tom Gneiting vs SMU (3/13/86)
- 7, Richie Webb vs Calif. Irvine (3/18/86)
- 7, Bob Capener vs Ohio State (3/21/86)
- 6, Kenneth Roberts vs ASU (3/17/94)
- 6, Travis Hansen vs UC Irvine (3/14/02)
- 6, Trent Plaisted at Houston (3/15/06)

FREE THROWS ATTEMPTED

- 12, Fred Roberts vs Washington (3/10/82)
- 11, Dick Nemelka vs Temple (3/14/66)
- 10, Jeff Chatman vs SMU (3/13/86)
- 10, Tom Gneiting vs SMU (3/13/86)
- 10, Trent Plaisted at Houston (3/15/06)
- 8, Richie Webb vs Calif. Irvine (3/18/86)
- 8, Bob Capener vs Calif. Irvine (3/18/86)
- 8, Bob Capener vs Ohio State (3/21/86)
- 8, Kenneth Roberts vs ASU (3/17/94)
- 7, Travis Hansen vs UC Irvine (3/14/02)
- 7, Craig Raymond vs NYU (3/19/66)
- 6, Randy Reid vs Fresno State (3/22/94)
- 6, Mark Bigelow vs UC Irvine (3/14/02)

REBOUNDS

- 18, Craig Raymond vs NYU (3/19/66)
- 13, Tom Gneiting vs Calif. Irvine (3/18/86)
- 13, Trent Plaisted at Houston (3/15/06)
- 12, Tom Gneiting vs SMU (3/13/86)
- 11, Tom Gneiting vs Ohio State (3/21/86)
- 9, Russell Larson vs ASU (3/17/94)
- 9, Robbie Reid vs Fresno State (3/22/94)
- 9, Mekeli Wesley vs Southern Illinois (3/20/00)
- 7, Mekeli Wesley vs Bowling Green (3/15/00)
- 7, David Nielsen vs Bowling Green (3/15/00)

ASSISTS

- 12, Matt Montague vs UC Irvine (3/14/02)
- 10, Matt Montague vs Southern Illinois (3/20/00)
- 8, Richie Webb vs Calif. Irvine (3/18/86)
- 8, Bob Capener vs Calif. Irvine (3/18/86)
- 8, Matt Montague vs Notre Dame (3/22/00)
- 6, Bob Capener vs SMU (3/13/86)
- 6, Robbie Reid vs Fresno State (3/22/94)
- 6, Nathan Cooper vs Bowling Green (3/15/00)
- 5, Steve Kramer vs Temple (3/14/66)
- 5, Gary Hill vs Temple (3/14/66)
- 5, Gary Hill vs NYU (3/19/66)
- 5, Matt Montague at Memphis (3/20/02)
- 5, Travis Hansen at Memphis (3/20/02)
- 5, Rashaun Broadus at Houston (3/15/06)
- 5, Lee Cummard at Houston (3/15/06)

BLOCKED SHOTS

- 4, Greg Kite vs Washington (3/10/82)
- 4, Trent Plaisted at Houston (3/15/06)
- 3, Kenneth Roberts vs ASU (3/17/94)
- 2, Alan Pollard vs SMU (3/13/86)
- 2, Jeff Chatman vs Ohio State (3/21/86)

STEALS

- 5, Richie Webb vs SMU (3/13/86)
- 4, Mark Bigelow at Memphis (3/20/02)
- 3, Travis Hansen vs UC Irvine (3/14/02)
- 3, Alan Pollard vs Calif. Irvine (3/18/86)
- 3, David Nielsen vs Bowling Green (3/15/00)
- 3, Michael Vranes vs Southern Illinois (3/20/00)


MINUTES

- 40, Steve Trumbo vs Washington (3/10/82)
- 40, Richie Webb vs SMU (3/13/86)
- 40, Tom Gneiting vs SMU (3/13/86)
- 39, Robbie Reid vs Fresno State (3/22/94)
- 38, Tom Gneiting vs Ohio State (3/21/86)
- 38, Richie Webb vs Ohio State (3/21/86)
- 38, Robbie Reid vs ASU (3/17/94)
- 38, Terrell Lyday vs Notre Dame (3/22/00)

- 37, Bob Capener vs Calif. Irvine (3/18/86)
- 36, Trent Plaisted at Houston (3/15/06)
- 34, Michael Vranes vs Bowling Green (3/15/00)
- 34, David Nielsen vs Bowling Green (3/15/00)
- 34, Matt Montague vs UC Irvine (3/14/02)

CAREER NIT POINTS (1966-2002)

- Steve Kramer 61
- Dick Nemelka 57
- Richie Webb 52
- Tom Gneiting 48
- Jeff Chatman 45
- Terrell Lyday 42
- Jeff Congdon 42
- Travis Hansen 40
- Mekeli Wesley 39
- Bob Capener 38
- Michael Vranes 37
- Eric Nielsen 37
- Craig Raymond 36
- Russell Larson 35
- Mark Bigelow 32





BYU IN THE NCAA RECORD BOOK

NCAA INDIVIDUAL RECORDS

Place	Category	Stat	Player
2nd	Blocks by Freshman/season	177	Shawn Bradley, 1991
T-2nd	Blocked Shots/single game:	14	Shawn Bradley, vs. E. Kentucky 12/07/90
4th	Blocks Avg. by Freshman/season	5.21	Shawn Bradley, 1991
7th	Blocked Shots/season	177	Shawn Bradley, 1991
15th	Blocked Shots Avg./season	5.21	Shawn Bradley, 1991

NCAA TEAM RECORDS

Place	Category	Stat	Season/Opponent
2nd	Free-Throw Pct./season	81.5	1989
T-7th	Regular-Season Conf Titles	28	(see media guide page 119)
T-13th	Blocked Shots/game	17	vs. E. Kentucky, 12/07/90
17th	All-Time Victories	1608	
T-20th	Three-Point Pct/Game	81.3	vs. New Mexico, 01/26/08
T-19th	Free-Throw Pct/game	93.8	vs. Weber State, 12/28/00
35th	All-Time Winning Pct	.612	

NCAA ANNUAL CHAMPIONS

Team Free-Throw Percentage	81.5	1989
	77.3	1995
	78.0	2001
	79.0	2010
Individual Blocked Shot Average	5.21	Shawn Bradley, 1991
Individual Free-Throw Percentage	92.5	Michael Smith, 1989

SCORING LEADERS

There have been 459 players in the history of the NCAA to score at least 2,000 points in their career. Three BYU players – Danny Ainge, Michael Smith and Devin Durrant – have accomplished the feat. Ainge scored 2,467, Smith 2,319 and Durrant 2,285 for the Cougars.

NATION'S LONGEST RIVALRIES/CONSECUTIVE YEARS

109	Columbia vs. Yale	1902-2010
109	Princeton vs. Yale	1902-2010
108	Pennsylvania vs. Princeton	1903-2010
107	Columbia vs. Pennsylvania	1904-2010
107	Cornell vs. Pennsylvania	1904-2010
106	Maine vs. New Hampshire	1905-2010
105	Idaho vs. Washington St.	1906-2010
104	Kansas vs. Kansas St.	1907-2010
104	Kansas vs. Missouri	1907-2010
103	Kansas St. vs. Nebraska	1908-2010
102	BYU vs. Utah	1909-2010

YEARS RANKED/HIGHEST RANKING

AP POLL

Year	Rank
1950-51	11
1953-54	19
1955-56	5
1964-65	9
1965-66	6
1966-67	7
1970-71	20
1971-72	6
1972-73	12
1979-80	12
1980-81	15
1981-82	15
1987-88	3
1992-93	21
2006-07	21
2007-08	20
2008-09	25
2009-10	10

FINAL REGULAR-SEASON RANKINGS

1951 11th (AP)	10th (UPI)
1954 19th (AP)	
1957 14th (UPI)	
1965 9th (AP)	6th (UPI)
1966 19th (AP)	
1971 20th (AP)	11th (UPI)
1972 8th (AP)	9th (UPI)
1980 12th (AP)	12th (UPI)
1981 16th (AP)	17th (UPI)
1988 19th (AP)	17th (UPI)
2007 24th (AP)	
2010 17th (AP)	22nd (CP)

BYU SERIES RECORD AS A RANKED TEAM

vs. Air Force (7-0)
 vs. Alaska (1-0)
 vs. Arizona (3-0)
 vs. Arizona State (2-1)
 vs. Boise State (0-1)
 vs. Baylor (1-0)
 vs. Bradley (0-1)
 vs. Cincinnati (1-0)
 vs. Clemson (0-1)
 vs. Colorado (2-0)
 vs. Colorado State (15-1)
 vs. Cornell (1-0)
 vs. Creighton (1-0)
 vs. CS Fullerton (2-0)
 vs. Dayton (1-0)
 vs. Denver (1-0)
 vs. Detroit (1-0)
 vs. Florida (1-0)
 vs. Florida State (1-0)
 vs. Hawaii (7-0)
 vs. Illinois (1-1)
 vs. Indiana (0-1)
 vs. Indiana State (2-0)
 vs. Kansas (0-1)
 vs. Kansas State (1-2)
 vs. Lamar (1-0)
 vs. La Salle (1-1)
 vs. Long Beach State (0-3)
 vs. Louisville (0-1)
 vs. Miami (1-0)
 vs. Michigan (0-1)
 vs. Michigan State (1-1)
 vs. New Mexico (9-6)
 vs. New Mexico State (1-0)
 vs. NC-Charlotte (2-0)
 vs. North Carolina State (0-1)
 vs. North Texas (1-0)
 vs. Notre Dame (1-0)
 vs. Oklahoma City (0-1)
 vs. Oklahoma State (2-0)
 vs. Oral Roberts (1-0)
 vs. Oregon (4-1)
 vs. Oregon State (0-5)
 vs. Pacific (0-1)
 vs. Penn State (1-0)
 vs. Pepperdine (1-0)
 vs. Portland (1-0)
 vs. Princeton (1-0)

vs. Rice (1-0)
 vs. Sacramento State (1-0)
 vs. San Diego (1-0)
 vs. San Diego State (4-4)
 vs. San Jose State (1-0)
 vs. Santa Clara (1-1)
 vs. Seattle (0-1)
 vs. Seton Hall (1-0)
 vs. Southern Utah (1-0)
 vs. St. Bonaventure (1-0)
 vs. St. Louis (1-0)
 vs. St. Mary's (2-0)
 vs. St. Joseph's (1-0)
 vs. TCU (4-0)
 vs. Tennessee (0-1)
 vs. Texas A&M (1-0)
 vs. Toledo (1-0)
 vs. Tulsa (2-0)
 vs. UAB (0-1)
 vs. UCLA (1-2)
 vs. UCSB (1-0)
 vs. UNLV (3-4)
 vs. Utah (10-5)
 vs. Utah State (9-0)
 vs. UTEP (9-4)
 vs. Virginia (0-1)
 vs. Wake Forest (0-1)
 vs. Washington (1-1)
 vs. Weber State (2-0)
 vs. Wyoming (10-4)
 vs. Xavier (0-1)

BYU RECORD WHEN RANKED ...

No. 1 (0-0)
 No. 2 (0-0)
 No. 3 (2-1)
 No. 4 (0-0)
 No. 5 (0-2)
 No. 6 (4-1)
 No. 7 (6-6)
 No. 8 (8-2)
 No. 9 (2-2)
 No. 10 (7-1)
 No. 11 (8-4)
 No. 12 (10-4)
 No. 13 (5-0)
 No. 14 (8-1)
 No. 15 (11-9)
 No. 16 (5-1)

No. 17 (8-1)
 No. 18 (15-4)
 No. 19 (16-3)
 No. 20 (10-7)
 No. 21 (4-2)
 No. 22 (0-0)
 No. 23 (3-2)
 No. 24 (0-1)
 No. 25 (5-4)

BYU SERIES RECORD VS. RANKED TEAMS

vs. Air Force (2-0)
 vs. Arizona (0-7)
 vs. Arizona State (1-5)
 vs. California (0-1)
 vs. Clemson (0-1)
 vs. Connecticut (0-1)
 vs. Dayton (1-0)
 vs. Duke (0-1)
 vs. Florida State (1-0)
 vs. Georgetown (0-1)
 vs. Houston (0-2)
 vs. Idaho State (1-0)
 vs. Illinois (1-0)
 vs. Indiana (0-2)
 vs. Iowa (0-1)
 vs. Kansas (1-1)
 vs. Kansas State (1-3)
 vs. Kentucky (0-3)
 vs. La Salle (0-1)
 vs. Long Beach State (0-2)
 vs. Louisiana State (0-1)
 vs. Louisville (1-1)
 vs. Michigan (1-1)
 vs. Michigan State (0-2)
 vs. Mississippi State (0-1)
 vs. New Mexico (4-14)
 vs. New Mexico State (0-2)
 vs. New Orleans (0-1)
 vs. North Carolina (0-5)
 vs. North Carolina State (0-3)
 vs. Notre Dame (2-0)
 vs. Ohio State (0-2)
 vs. Oklahoma (1-0)
 vs. Oklahoma City (0-1)
 vs. Oklahoma State (2-0)
 vs. Oregon State (0-2)
 vs. Pittsburgh (1-0)
 vs. Saint Louis (2-0)

vs. San Francisco (0-1)
 vs. South Carolina (0-1)
 vs. St. John's (0-3)
 vs. St. Joseph's (1-0)
 vs. Stanford (1-0)
 vs. Syracuse (0-1)
 vs. Texas (0-1)
 vs. Tulsa (0-1)
 vs. UCLA (2-4)
 vs. UNLV (1-2)
 vs. USC (0-1)
 vs. Utah (5-26)
 vs. Utah State (2-2)
 vs. UTEP (5-3)
 vs. Villanova (1-0)
 vs. Virginia (0-1)
 vs. Wake Forest (0-1)
 vs. Washington (1-1)
 vs. Wichita State (0-2)
 vs. Wyoming (8-1)

BYU RECORD WHEN FACING TEAMS RANKED ...

No. 1 (0-4)
 No. 2 (1-8)
 No. 3 (1-6)
 No. 4 (0-5)
 No. 5 (1-11)
 No. 6 (1-4)
 No. 7 (3-8)
 No. 8 (2-5)
 No. 9 (3-9)
 No. 10 (5-4)
 No. 11 (1-5)
 No. 12 (3-6)
 No. 13 (5-5)
 No. 14 (1-5)
 No. 15 (3-3)
 No. 16 (4-4)
 No. 17 (2-3)
 No. 18 (5-3)
 No. 19 (3-4)
 No. 20 (2-5)
 No. 21 (1-1)
 No. 22 (0-0)
 No. 23 (0-3)
 No. 24 (0-1)
 No. 25 (3-4)

NOTE: Associated Press rankings





BYU ALL-TIME VS. RANKED TEAMS

DATE	OPPONENT	SCORE/W/L	1/28/67	vs. No. 6 UTEP	76-85	L	12/17/83	at No. 2 Kentucky	59-93	L
1948-49			1967-68				12/28/83	at No. 7 UCLA	73-82	L
1/29/49	at No. 10 Utah	56-55 W	12/16/67	at No. 2 Houston	69-102	L	2/4/84	at No. 7 UTEP	77-86	L
1/31/49	No. 10 Utah	65-45 W	1/20/68	at No. 6 New Mexico	69-84	L	2/11/84	at No. 3 Georgetown	51-67	L
2/18/49	at No. 14 Utah	49-58 L	2/16/68	No. 5 New Mexico	67-76	L	3/1/84	No. 8 UTEP	83-65	W
2/19/49	No. 14 Utah	52-54 L	1968-69				3/17/84	vs. No. 3 Kentucky	68-93	L
2/21/49	No. 19 Wyoming	50-48 W	12/14/68	vs. No. 12 Houston	75-98	L	1984-85			
1949-50			3/8/69	at No. 12 New Mex. St.	62-74	L	12/22/84	No. 7 Washington	84-75	W
3/3/50	No. 18 Wyoming	55-44 W	1969-70				1/2/85	at No. 19 UTEP	64-69	L
3/4/50	No. 18 Wyoming	70-52 W	12/11/69	No. 3 New Mexico St.	78-80	L	1985-86			
3/25/50	vs. No. 7 UCLA	83-62 W	3/4/70	No. 18 Utah State	73-86	L	1/13/86	No. 16 Notre Dame	80-76	W
1950-51			1970-71				2/15/86	No. 15 UTEP	72-69	W
1/8/51	at No. 10 Wyoming	61-57 W	12/11/70	at No. 9 So. California	65-101	L	1986-87			
1/19/51	No. 13 Wyoming	64-58 W	12/19/70	No. 15 Utah St.	111-83	W	12/9/86	at No. 4 Iowa	75-86	L
1/20/51	No. 13 Wyoming	65-38 W	12/29/70	vs. No. 11 Villanova	102-93	W	12/23/86	No. 14 Pittsburgh	93-73	W
3/12/51	vs. No. 10 St. Louis	75-58 W	1/23/71	at No. 12 Utah St.	70-72	L	3/12/87	vs. No. 16 New Or.	79-83	L
3/17/51	vs. No. 13 Dayton	62-43 W	3/13/71	at No. 16 Utah St.	91-82	W	1987-88			
3/23/51	vs. No. 4 Kansas St.	54-64 L	3/18/71	vs. No. 1 UCLA	73-91	L	1/13/88	at No. 12 Wyoming	83-67	W
3/24/51	vs. No. 15 Washington	67-80 L	1971-72				1/21/88	at No. 18 UTEP	81-71	W
1951-52			12/28/71	vs. No. 7 Indiana	50-61	L	2/11/88	No. 18 Wyoming	78-69	W
12/28/51	vs. No. 1 Kentucky	64-84 L	3/11/72	vs. No. 5 L. Beach St.	90-95	L	1989-90			
3/1/52	at No. 16 Wyoming	49-55 L	1972-73				3/19/90	vs. No. 17 Clemson	47-49	L
1952-53			12/7/72	vs. No. 18 Michigan	83-77	W	1990-91			
12/22/52	No. 17 St. Louis	86-69 W	12/29/72	vs. No. 12 Florida St.	80-77	W	12/8/90	No. 17 St. John's	62-67	L
12/31/52	at No. 9 N.C. State	59-75 L	12/30/72	vs. No. 6 L. Beach St.	89-101	L	12/27/90	vs. No. 12 S. Carolina	49-52	L
1953-54			1973-74				2/16/91	at No. 14 Utah	74-81	L
12/30/53	vs. No. 13 La Salle	62-74 L	12/15/73	at No. 15 Kansas St.	85-95	L	3/2/91	No. 9 Utah	71-72	L
1954-55			12/26/73	vs. No. 7 Indiana	52-96	L	3/9/91	vs. No. 8 Utah	51-49	W
2/11/55	No. 5 Utah	76-74 W	1/5/74	at No. 12 New Mexico	75-84	W	3/16/91	vs. No. 8 Arizona	61-76	L
2/12/55	at No. 5 Utah	71-78 L	1/25/74	No. 20 Arizona St.	89-71	W	1991-92			
1955-56			1974-75				12/28/91	vs. No. 11 Michigan	83-86	L
12/21/55	at No. 2 N.C. State	81-95 L	1/10/75	No. 12 Arizona St.	80-110	L	2/1/92	No. 19 UTEP	80-63	W
1/21/56	No. 14 Oklahoma City	60-62 L	1/11/75	No. 10 Arizona	66-83	L	3/19/92	No. 25 Louisiana St.	83-94	L
1956-57			2/14/75	at No. 19 Arizona	81-97	L	1992-93			
3/15/57	vs. No. 13 California	59-86 L	2/15/75	at No. 8 Arizona St.	79-99	L	12/21/92	vs. No. 9 Oklahoma	76-75	W
3/16/57	vs. No. 16 Idaho St.	65-54 W	3/1/75	No. 15 UTEP	65-54	W	12/23/92	vs. No. 1 Duke	66-89	L
1958-59			1976-77				2/27/93	at No. 11 Utah	83-89	L
12/15/58	No. 3 Kansas St.	77-68 W	12/20/76	at No. 11 N. Carolina	93-113	L	3/20/93	vs. No. 9 Kansas	76-90	L
1/23/59	No. 20 Utah	56-70 L	1/22/77	at No. 16 Arizona	85-113	L	1993-94			
1959-60			2/17/77	No. 17 Arizona	62-64	L	12/4/93	vs. No. 4 N. Carolina	65-97	L
12/22/59	No. 3 Ohio St.	79-91 L	3/5/77	No. 20 Utah	54-67	L	1994-95			
1/22/60	at No. 7 Utah	69-76 L	1977-78				11/23/94	vs. No. 19 Okla. St.	69-59	W
1/29/60	at No. 9 Utah St.	53-84 L	12/28/77	vs. No. 2 N. Carolina	81-94	L	1995-96			
2/13/60	No. 7 Utah St.	64-75 L	1/26/78	at No. 10 New Mexico	82-95	L	12/2/95	at No. 8 Mississippi St.	74-79	L
2/25/60	No. 5 Utah	75-87 L	2/25/78	No. 5 New Mexico	66-71	L	1/2/96	at No. 15 Utah	77-83	L
1960-61			3/4/78	at No. 19 Utah	74-81	L	3/2/96	No. 10 Utah	85-96	L
12/20/60	No. 20 Kansas	80-70 W	1978-79				1996-97			
12/27/60	at No. 5 Louisville	67-95 L	12/2/78	at No. 13 Texas	57-96	L	1/11/97	No. 9 Utah	51-61	L
1962-63			3/10/79	vs. No. 19 San Fran.	63-86	L	1/25/97	No. 24 Tulsa	56-72	L
12/31/62	at No. 2 Ohio St.	91-97 L	1979-80				2/3/97	at No. 13 New Mexico	32-74	L
1/11/63	at No. 3 Arizona St.	84-89 L	12/28/79	vs. No. 18 Oregon St.	71-86	L	2/6/97	at No. 5 Utah	49-85	L
2/16/63	No. 5 Arizona St.	87-104 L	1980-81				2/27/97	No. 11 New Mexico	48-90	L
1963-64			12/19/80	vs. No. 17 Illinois	80-75	W	1997-98			
12/30/63	vs. No. 9 Oregon St.	58-68 L	1/31/81	at No. 9 Utah	56-60	L	1/10/98	No. 3 Utah	61-71	L
1964-65			3/7/81	No. 9 Utah	95-76	W	1/29/98	No. 14 New Mexico	54-72	L
12/11/64	at No. 2 Wichita St.	76-93 L	3/14/81	vs. No. 10 UCLA	78-55	W	2/5/98	at No. 5 Utah	68-83	L
12/12/64	at No. 2 Wichita St.	65-81 L	3/19/81	vs. No. 7 Notre Dame	51-50	W	2/26/98	at No. 16 New Mexico	83-62	W
3/13/65	No. 2 UCLA	76-100 L	3/21/81	vs. No. 5 Virginia	60-74	L	1998-99			
1965-66			1981-82				11/28/98	No. 11 Arizona	74-78	L
12/21/65	No. 2 St. Joseph's	103-83 W	12/5/81	No. 18 UNLV	63-66	L	1/30/99	at No. 12 New Mexico	68-78	L
1966-67			1982-83				2/6/99	No. 20 Utah	46-71	L
12/30/66	at No. 8 St. John's	73-76 L	12/27/82	at No. 7 St. John's	64-75	L	2/25/99	No. 21 New Mexico	64-85	W
1/21/67	No. 9 New Mexico	89-73 W	1983-84				3/4/99	No. 8 Utah	62-81	L

1999-00				2/3/07	No. 25 UNLV	90-63	W
12/1/99	at No. 4 Arizona	62-86	L	2/27/07	at No. 25 Air Force	62-58	W
2/12/00	at No. 21 Utah	62-77	L	3/10/07	at No. 25 UNLV	70-78	L
2001-02				2007-08			
12/22/01	No. 13 Stanford	81-76	W	11/23/07	vs. No. 6 Louisville	78-76	W
2002-03				11/24/07	vs. No. 1 N. Carolina	63-73	L
2/24/03	at No. 23 Utah	64-71	L	12/8/07	vs. No. 9 Michigan St.	61-68	L
3/20/03	vs. No. 23 Connecticut	53-58	L	2008-09			
2003-04				12/20/08	vs. No. 20 Arizona St.	75-76	L
12/6/03	vs. No. 25 Okla. St.	76-71	W	1/3/09	No. 6 Wake Forest	87-94	L
3/18/04	vs. No. 20 Syracuse	75-80	L	2009-10			
2004-05				1/23/10	at No. 23 New Mexico	72-76	L
11/22/04	vs. No. 4 N. Carolina	50-86	L	2/27/10	No. 10 New Mexico	81-83	L
12/21/04	No. 16 N. Carolina St.	61-72	L	3/20/10	vs. No. 7 Kansas State	72-84	L
1/31/05	No. 25 Utah	58-72	L				
2/26/05	at No. 13 Utah	60-69	L				
2006-07							
11/15/06	at No. 5 UCLA	69-82	L				
12/9/06	vs. No. 25 Michigan St.	61-76	L				
1/27/07	No. 13 Air Force	61-52	W				

BYU all-time record vs. ranked teams: 50-116

NOTE: Associated Press rankings

BYU AS A RANKED TEAM

Overall Record: 153-63

BYU Record at Home: 86-13 (65-10 in the Marriott Center)

Last Home Win: 2-24-10, No. 11 BYU vs. San Diego State (82-68)

Last Home Loss: 2-27-10, No. 11 BYU vs. No. 10 New Mexico (81-83)

BYU Record on the Road: 43-31

Last Road Win: 3-6-10, No. 14 BYU at TCU (107-77)

Last Road Loss: 3-12-10, No. 14 BYU at UNLV (66-70)

BYU Record at Neutral Sites: 24-19

Last Neutral Site Win: 3-18-10, No. 17 BYU vs. Florida (99-92 2OT)

Last Neutral Site Loss: 3-20-10, No. 17 BYU vs. No. 7 Kansas State (72-84)

BYU Record at NCAA Tournament: 6-12

BYU Record under Dave Rose: 25-11

BYU Record in Overtime Games: 1-0

Longest BYU Win Streak: 12 (1980)

Longest Opponent Win Streak: 4 (twice, 1951-54 and 1966-71)

Largest BYU Margin of Victory: 51 (108-57) No. 9 BYU vs. St. Mary's, 12-10-66

Largest Opponent Margin of Victory: 27 (50-77) No. 19 BYU at Bradley, 1-2-54

Most Points Scored by BYU: 128 (128-78) No. 23 BYU vs. Sacramento St., 2-25-93

Most Points Scored by Opponent: 112 (102-112) No. 9 BYU vs. Oklahoma City, 3-14-65

Last 10 (7-3)

3/20/10	vs Kansas State	72-84	L
3/18/10	vs Florida (2OT)	99-92	W
3/12/10	at UNLV	66-70	L
3/10/10	vs TCU	95-85	W
3/6/10	at TCU	107-77	W
3/3/10	at Utah	71-51	W
2/27/10	vs. No. 10 New Mexico	81-83	L
2/24/10	vs. San Diego State	82-68	W
2/20/10	at Wyoming	85-63	W
2/17/10	at Colorado State	92-70	W

BYU VS. RANKED OPPONENTS

Overall Record: 50-116

BYU Record at Home: 26-33 (13-22 in the Marriott Center)

Last Home Win: 2-3-07 vs. No. 25 UNLV (90-63)

Last Home Loss: 2-27-10 vs. No. 10 New Mexico (72-84)

BYU Record on the Road: 8-49

Last Road Win: 2-27-07 at No. 25 Air Force (62-58)

Last Road Loss: 1-23-10 at No. 23 New Mexico (81-83)

BYU Record at Neutral Sites: 16-34

Last Neutral Site Win: 11-23-07 vs. No. 6 Louisville (78-76)

Last Neutral Site Loss: 3-20-10 vs. No. 7 Kansas State (72-84)

BYU Record at NCAA Tournament: 5-18

BYU Record under Dave Rose: 4-10

BYU Record in Overtime Games: N/A

Longest BYU Win Streak: 9 (1949-1951)

Longest Opponent Win Streak: 11 (twice, 1976-1979 and 1995-1998)

Largest BYU Margin of Victory: 28 (111-83) No. 15 Utah State, 12-19-70

Largest Opponent Margin of Victory: 44 (52-96) vs. No. 7 Indiana, 12-26-73

Most Points Scored by BYU: 111 (111-83) vs. No. 15 Utah State, 12-19-70

Most Points Scored by Opponent: 113 twice in 1976-77

Last 10 (2-8)

1/23/10	at No. 23 New Mexico	72-76	L
2/27/10	No. 10 New Mexico	81-83	L
3/20/10	vs. No. 7 Kansas State	72-84	L
1/3/09	No. 6 Wake Forest	87-94	L
12/20/08	vs. No. 20 Arizona State	75-76	L
12/8/07	vs. No. 9 Michigan St.	61-68	L
11/24/07	vs. No. 1 North Carolina	63-73	L
11/23/07	vs. No. 6 Louisville	78-76	W
3/10/07	at No. 25 UNLV	70-78	L
2/27/07	at No. 25 Air Force	62-58	W

2009-10 SEASON IN REVIEW



A recording-setting regular season and a victory in the NCAA Tournament highlighted one of the most successful campaigns in BYU men's basketball history.

The 2009-10 Cougars posted school records with 30 victories and an .833 winning percentage while defeating Florida 99-92 in a thrilling double-overtime game to advance in the NCAA Tournament for the first time since 1993. Other firsts achieved in 2009-10 include earning a fourth-straight NCAA Tournament bid, winning 25-plus games for a fourth-straight season and being ranked in the top-25 for the fourth-straight season.

"This was a special year," BYU head coach Dave Rose said. "It was a special year for me to be able to coach these guys, and I'm really, really proud of them. They deserve to be thought of as one of the great teams in BYU history."

The season had extra meaning for Rose and his family as he was diagnosed with pancreatic neuroendocrine tumor during the summer of 2009. After emergency surgery to remove his spleen and a portion of his pancreas, Rose made a full recovery, allowing him to return to coach the 2009-10 season.

After Jimmer Fredette's scoring clinic at Arizona where he set BYU records with 49 points and nine threes, the Cougars entered the top-25 for the first time on Jan. 4. BYU was ranked as high as No.

10 in the ESPN/USA Today Coaches Poll and No. 12 in the AP Poll — the highest rankings since the 1987-88 season — and finished No. 17 in the AP and No. 22 in the Coaches Poll.

Other numbers that stood out during the season include a 5-0 start, a 15-game winning streak — the second-best in program history — and a 15-1 home record. The winning streak is second only to the 17-0 start in 1987-88 and the 15-1 home record marked the fourth in five seasons under Rose with one or zero home losses.

Despite failing to win the league regular season for the first time in four years, BYU finished 13-3 in the MWC to give the Cougars a fifth-straight season with at least 12 league victories under Rose. He is now 64-16 in MWC games, second all-time in league history in victories and first in winning percentage (.800). At 127-40, Rose is BYU's all-time leader in winning percentage (.760) and is just the third Cougar coach to win at least 20 games in his first five seasons and leads all BYU coaches with four 25-win seasons.

Four Cougars earned All-MWC honors in 2009-10, with Fredette making the first team, Jackson Emery the second team and Tyler Haws and Jonathan Tavernari the third team. Tavernari was named the Sixth Man of the Year and Emery earned a spot on the all-defensive team. Fredette and Emery earned All-District honors from the United State Basketball Writers Association and the National Association of Basketball Coaches. The USBWA named Fredette the District VIII Player of the Year.

Fredette also received multiple All-

America honors, including second team from Basketball Times, third team from Sporting News and State Farm Coaches' and honorable mention from the Associated Press. He also earned a spot on the Lute Olsen All-America team. In addition to the All-America, All-MWC and All-Districts, Fredette tied the league record by being named MWC Player of the Week five times and was named MVP of the HoopTV Las Vegas Classic and the Fiesta Bowl Classic.

For the season Fredette led the Cougars in scoring (22.1), assists (4.7) and three-point field goal percentage (.440). He was also second in threes (77) and free throw percentage. In the MWC, Fredette was ranked in the top 10 in eight categories and nationally he was seventh in scoring, 12th in free throw percentage and 69th in assists per game. In addition to his record-setting performance at Arizona, Fredette set an MWC Tournament record with 45 points against TCU in the quarterfinals and his 75-point total was also a record for most points by a single player in the tournament. He is now 11th at BYU in career points, fifth in career assists and third in career threes.

Emery established himself as one of the best defenders and deep threats in the MWC and program history. He set a program record and tied the MWC record with 91 steals and added 85 threes, tied for the second most in a season by a Cougar. With one season to play, Emery is fourth in team history with 148 steals and seventh in threes with 141. For the season he was second on the team in scoring (12.5), rebounding (4.5) and three-point percentage (.431) and first in steals and made threes (85).

Haws had one of the best freshman campaigns in BYU basketball history, averaging 11.3 points and 4.2 rebounds while shooting .498 from the field, .368 from three and .917 from the free throw line — the second-best season free throw percentage in Cougar history and the best in MWC history. His 397 points rank fifth all-time among BYU freshman for points in a season and he set a Cougar record with 48-consecutive free throw attempts without a miss. The streak is still active and will continue when Haws returns to Provo in 2012 following a two-year mission for The Church of Jesus Christ of Latter-day Saints to the Philippines.

In his first season as a starter, sophomore forward Noah Hartsock emerged as a reliable offensive player and a legitimate shot blocker. For the season he averaged 6.5 points, a team-best 5.1 rebounds and 1.3 blocks per game — third in the MWC. He demonstrated efficiency with his shot attempts, hitting .554 from the field and .864 from the free throw line. Hartsock posted double figures in scoring eight times, had a double-double (12 points, 12 rebounds) at Colorado State and averaged 8.0 points and 5.5 rebounds in the NCAA Tournament.

Senior Chris Miles started 35 of 36 games and concluded his career with 131 games played, tied for second all-time in BYU history. For the season he averaged 4.5 points and 3.4 rebounds while shooting .521 from the field and .673 from the free throw line.

Led by Tavernari, BYU's bench was as productive as any Cougar bench in recent memory, averaging 26.2 points and scoring 20-plus points 23 times. Tavernari adjusted quickly to his new role as sixth man after starting the previous two seasons. He concluded his career first at BYU in threes (265) and games played (132), third in steals (165) and 12th in points. He also finished his career as BYU's all-time winningest player, having played in 103 victories. For the season he averaged 10.1 points, 4.4 rebounds and 1.4 steals while shooting .387 from three and .814 from the free throw line.

Freshman forward/center Brandon Davies added 5.4 points and 3.0 boards

while shooting .539 from the field. The Provo, Utah, native showed glimpses of becoming a dominant offensive force as he posted six double figure games including a 21-point outburst at Utah. Charles Abouo made great strides in his sophomore season and averaged 4.6 points and 3.1 rebounds while shooting .467 from the field and .407 from three. In addition to his impressive shooting numbers, Abouo established himself as an excellent man-to-man defender and rebounder from the guard position.

Backup point guards Lamont Morgan,

Jr., and Michael Loyd, Jr., made valuable contributions as well. Morgan emerged as a team leader as he was voted a team captain prior to the season. He was also a consistent presence as a floor leader while shooting .633 from the field and .692 from three. Loyd provided a spark off the bench with his speed and ability to get to the basket. He averaged 5.1 points and shot .528 from the field and .422 from three. Loyd came up big with 19 points at home versus New Mexico, 18 points at Utah and a career-best 26 points in BYU's NCAA Tournament victory against Florida.

2009-2010 GAME RESULTS

RECORD	OVERALL	HOME	AWAY	NEUTRAL
ALL GAMES	30-6	15-1	10-4	5-1
CONFERENCE	13-3	7-1	6-2	0-0
NON-CONFERENCE	17-3	8-0	4-2	5-1

DATE	OPPONENT	W/L	SCORE	ATTEND
+11/13/09	BRADLEY	W	70-60	16276
11/17/09	IDAHO STATE	W	87-53	8637
11/20/09	at Hawai`i	W	83-65	5891
11/24/09	SOUTHERN	W	107-51	9596
11/27/09	WEBER STATE	W	87-70	11892
12/02/09	at Utah State	L	61-71	10270
#12/05/09	vs San Francisco	W	69-43	10106
12/08/09	ARIZONA STATE	W	81-68	11587
12/12/09	at Fresno State	W	72-67	4853
@12/17/09	WAGNER	W	77-61	8031
@12/19/09	EASTERN WASHINGTON	W	91-34	8003
@12/22/09	vs Nevada	W	110-104	3521
@12/23/09	vs Nebraska	W	88-66	1817
~12/28/09	at Arizona	W	99-69	13992
01/02/10	EASTERN NEW MEXICO	W	95-49	11293
*01/06/10	UNLV	W	77-73	15546
01/09/10	at UTEP	W	83-77	8687
*01/13/10	at Air Force	W	67-49	3185
*01/16/10	COLORADO STATE	W	91-47	20155
*01/20/10	WYOMING	W	81-66	10931
*01-23-10	at San Diego State	W	71-69	12414
*01/27/10	at No. 23 New Mexico	L	72-76	14586
*01/30/10	UTAH	W	82-69	22644
*02/02/10	TCU	W	76-56	11454
*02/06/10	at UNLV	L	74-88	18557
*02/13/10	AIR FORCE	W	91-48	15647
*02/17/10	at Colorado State	W	92-70	3738
*02/20/10	at Wyoming	W	85-63	5154
*02/24/10	SAN DIEGO STATE	W	82-68	20124
*02/27/10	No. 10 NEW MEXICO	L	81-83	22644
*03/03/10	at Utah	W	71-51	14901
*03/06/10	at TCU	W	107-77	6469
^03/10/10	vs TCU	W	95-85	12405
^03/12/10	at UNLV	L	66-70	18500
%03/18/10	vs Florida (2OT)	W	99-92	13382
%03/20/10	vs No. 7 Kansas State	L	72-84	15668
+ Mountain West-Missouri Valley Challenge				
# Played at EnergySolutions Arena in Salt Lake City				
@ Las Vegas Classic				
~ Fiesta Bowl Classic				
* Conference game				
^ MWC Tournament at Thomas & Mack Center in Las Vegas				
% NCAA Tournament at Ford Center in Oklahoma City, Okla.				



Logan Magnusson, Brock Zylstra and James Anderson provided energy off the bench and played a valuable role on the scout team. Rose spoke highly of their ability to prepare the team for upcoming opponents and gave them credit for much of the team's success.

The 2009-10 season started with a five-game winning streak that included a victory at Hawaii that proved to be Rose's 100th victory as a head coach. The hot start also included home wins over Bradley, Idaho State, Southern and Weber State.

After falling at Utah State, the Cougars got back on track with a win over San Francisco at Energy Solutions Arena. That win was the first of 15 straight for BYU, the second-longest winning streak in school history. The winning streak included non-conference victories against

Arizona State of the Pac 10, at Fresno State and former Cougar head man Steve Cleveland, at Arizona in the Fiesta Bowl Classic, at UTEP and a 5-0 start to MWC play. BYU also went 4-0 in the HoopTV Las Vegas Classic during the streak, defeating the likes of Nevada and Nebraska. The Cougars also entered the top 25 for the first time midway through the streak.

The perfect start to conference play and the 15-game winning streak came to an end at New Mexico where BYU fell in a tight contest. The Cougars rebounded with back-to-back home games, including a win over rival Utah in the Desert First Duel. Nike outfitted BYU in pink shoes and uniforms with pink trim to raise cancer awareness for Coaches vs. Cancer.

The Cougars went back on the road and suffered another conference setback with

a loss at UNLV. BYU responded with four-straight wins to position itself for a fourth-straight regular season title before running into a determined New Mexico team at the Marriott Center. After the loss to the Lobos, the Cougars were able to finish strong with wins at Utah and TCU and post a school record 28 regular season wins and 13 MWC wins, a fifth-straight season with at least 12 league victories.

BYU opened the postseason with a 95-85 win over TCU in the MWC Tournament. The Cougars' run for the MWC Tournament title came to an abrupt end in the semifinals as BYU fell to UNLV on the Rebels' home court.

At 29-5 after the MWC Tournament, the Cougars received a bid to the NCAA Tournament as a No. 7 seed in the West Region, the program's best seed since 1993 when they were also a No. 7 seed. BYU faced off with No. 10 seed Florida in the Ford Center in Oklahoma City. Despite leading by 13 with 10 minutes remaining, BYU allowed Florida to rally and force overtime with the score tied at 75-all.

The game remained tied at 81-all after the first overtime but the Cougars took over in the second extra session. Fredette and Loyd combined to score 16 of BYU's 18 points in the extra session to help the Cougars advance to the second round for the first time since 1993. BYU faced No. 2 seed Kansas State in the second round and fell 84-72.

2009-10 TEAM STATISTICS - ALL GAMES

TEAM STATISTICS	BYU	OPP
SCORING	2992	2392
Points per game	83.1	66.4
Scoring margin	+16.7	-
FIELD GOALS-ATT	1025-2120	836-2049
Field goal pct	.483	.408
3 POINT FG-ATT	292-700	220-661
3-point FG pct	.417	.333
3-pt FG made per game	8.1	6.1
FREE THROWS-ATT	650-823	500-733
Free throw pct	.790	.682
F-Throws made per game	18.1	13.9
REBOUNDS	1332	1181
Rebounds per game	37.0	32.8
Rebounding margin	+4.2	-
ASSISTS	567	445
Assists per game	15.8	12.4
TURNOVERS	417	565
Turnovers per game	11.6	15.7
Turnover margin	+4.1	-
Assist/turnover ratio	1.4	0.8
STEALS	307	217
Steals per game	8.5	6.0
BLOCKS	126	105
Blocks per game	3.5	2.9
ATTENDANCE	224460	198096
Home games-Avg/Game	16-14029	14-10086
Neutral site-Avg/Game	-	6-9483

SCORE BY PERIODS	1st	2nd	1OT	2OT	Total
BYU Cougars	1453	1515	6	18	2992
Opponents	1127	1248	6	11	2392



BYU IN THE MWC AND NCAA STATISTICAL RATINGS 09-10

MWC STATS	ALL	CONF
Scoring Offense	1st	1st
Scoring Defense	5th	5th
Scoring Margin	1st	1st
FT Percentage	1st	1st
FG Percentage	1st	3rd
FG Percentage Defense	3rd	2nd
3FG Percentage	1st	1st
3FG Percentage Defense	3rd	3rd
Rebounding Offense	2nd	2nd
Rebounding Defense	4th	8th
Rebounding Margin	3rd	3rd
Blocked Shots	4th	3rd
Assists	2nd	2nd
Steals	1st	1st
Turnover Margin	2nd	1st
Assist/Turnover Ratio	2nd	2nd
Offensive Rebounds	4th	3rd
Defensive Rebounds	1st	1st
Defensive Reb Pct	2nd	2nd
Offensive Reb Pct	4th	4th
3-FG Made	1st	1st

NCAA STATS - TEAM	BYU	RANK
Won-Lost Percentage	10	83.3
Scoring Offense	2	83.1
Scoring Defense	127	66.4
Scoring Margin	2	16.7
Field-Goal Percentage	13	48.3
Field-Goal Pct Defense	58	40.8
3-Point Field Goals/Game	25	8.1
3-Point Field-Goal Pct	2	41.7
Three Pt FG Defense	127	33.3
Free-Throw Percentage	1	79.0
Rebound Margin	48	4.2
Assists Per Game	22	15.8
Assist Turnover Ratio	15	1.36
Blocked Shots Per Game	144	3.5
Steals Per Game	23	8.5
Turnovers Per Game	33	11.6
Turnover Margin	7	4.1
Personal Fouls Per Game	75	17.3

INDIVIDUAL	
Scoring	1st
Rebounding	1st
FG Percentage	5th
Assists	3rd
FT Percentage	3rd
Steals	2nd
3FG Percentage	1st
3FG Made/Game	1st
Blocked Shots	3rd
Assist/TO Ratio	2nd
Offensive Rebounds	8th
Defensive Rebounds	3rd
Minutes Played	3rd

MWC TEAM HIGHS	
Field Goal Attempts	1st
Field Goals Made	2nd
Three-Pt Field Goals Made	2nd
Free Throw Percentage	1st

MWC PLAYER HIGHS	
Points	1st
Field Goals Made	2nd
Field Goal Attempts	2nd
Three-Pt Field Goals Made	1st
Three-Pt Percentage	1st
Free Throws Made	2nd
Free Throw Percentage	1st
Steals	1st

NCAA STATS - INDIV.	
Points Per Game	7th
Field Goal Percentage	134th
Three-Pt Field Goals Per Game	82nd
Free Throw Percentage	116th
Assists Per Game	4th
Block Shots Per Game	12th
Steals Per Game	69th
Assist Turnover Ratio	171st

TOP BYU PLAYER - ALL
Jimmer Fredette - 1st
Noah Hartsock - 12th
Jackson Emery - 5th
Jimmer Fredette - 3rd
Tyler Haws - 1st
Jackson Emery - 1st
Jimmer Fredette - 1st
Jackson Emery - 2nd
Noah Hartsock - 3rd
Jimmer Fredette - 4th
None
Jonathan Tavemari - 7th
Jimmer Fredette - 10th

BYU RANK
1st
2nd
2nd
1st

BYU PLAYER RANK (ALL/CONF) TOTAL
Jimmer Fredette - 1st
Jimmer Fredette - 2nd
Jimmer Fredette - 1st
Jimmer Fredette - 1st
Jimmer Fredette - 1st
Jackson Emery - 2nd
Jimmer Fredette - 1st
Jimmer Fredette - 1st
Jackson Emery - 1st

BYU PLAYER RANK
Jimmer Fredette - 7th
Jimmer Fredette - 134th
Jackson Emery - 82nd
Jimmer Fredette - 116th
Tyler Haws - 4th
Jimmer Fredette - 12th
Jimmer Fredette - 69th
Noah Hartsock - 171st
Jackson Emery - 10th
Jimmer Fredette - 155th

TOP BYU PLAYER - CONF.
Jimmer Fredette - 2nd
Noah Hartsock - 13th
Jackson Emery - 7th
Jimmer Fredette - 16th
Tyler Haws - 1st
Jackson Emery - 1st
Jimmer Fredette - 1st
Jimmer Fredette - 2nd
Noah Hartsock - 2nd
Jimmer Fredette - 5th
None
Jonathan Tavemari - 8th
None

TOTAL
57 vs. Eastern Washington
42 vs. Southern
14 at Arizona
(12-12) vs. San Francisco

49 at Arizona
45 vs. TCU
16 vs. Arizona
26 vs. Florida
9 at Arizona
.833 (5-6) at TCU
23 vs. TCU
(12-12) vs. UNLV
6 vs. Utah

ACTUAL
22.1
45.8
2.4
2.3
91.7
89.2
4.7
1.3
2.6
1.71



2009-10 BYU/OPPONENT GAME-BY-GAME STATS

Opponent	1st	2nd	Score	Mar	Total FG	FG Pct	3-Pointers	3FG Pct	Free Throws	FT Pct
BRADLEY	32/25	38/35	70-60	+10	22-55/18-50	.400/360	7-19/1-7	.368/353	19-27/18-27	.704/667
IDAHO STATE	43/24	44/29	87-53	+34	30-64/17-56	.469/304	8-24/3-9	.333/333	19-22/16-22	.864/727
at Hawai'i	41/31	42/34	83-65	+18	34-61/21-53	.557/396	6-17/4-12	.353/333	9-11/19-27	.818/704
SOUTHERN	57/22	50/29	107-51	+56	42-78/20-57	.538/351	13-23/4-12	.565/333	10-11/7-13	.909/538
WEBER STATE	38/34	49/36	87-70	+17	25-51/24-60	.490/400	9-16/9-21	.563/429	28-33/13-19	.848/684
at Utah State	35/32	26/39	61-71	(10)	21-54/22-52	.389/423	6-18/4-13	.333/308	13-17/23-28	.765/821
vs. San Francisco	35/24	34/19	69-43	+26	25-49/16-46	.510/348	7-17/2-11	.412/182	12-12/9-19	1.000/474
ARIZONA STATE	39/23	42/45	81-68	+13	25-57/21-47	.439/447	8-23/8-20	.348/400	23-25/18-23	.920/783
at Fresno State	35/29	37/38	72-67	+5	27-60/24-56	.450/429	10-27/4-15	.370/267	8-14/15-20	.571/750
WAGNER	41/23	36/38	77-61	+16	28-59/22-70	.475/314	2-12/5-24	.167/208	19-30/12-20	.633/600
EASTERN WASHINGTON	55/14	36/20	91-34	+57	34-53/13-48	.642/271	7-12/1-7	.583/143	16-22/7-16	.727/438
vs. Nevada	46/50	64/54	110-104	+6	38-60/40-68	.633/588	7-15/6-13	.467/462	27-28/18-25	.964/720
vs. Nebraska	49/35	39/31	88-66	+22	30-49/22-52	.612/423	7-16/6-14	.438/429	21-32/16-23	.656/696
at Arizona	51/36	48/33	99-69	+30	37-65/26-56	.569/464	14-25/3-17	.560/176	11-14/14-23	.786/609
EASTERN NEW MEXICO	57/27	38/22	95-49	+46	35-58/20-65	.603/308	9-16/4-21	.563/190	16-20/5-11	.800/455
UNLV	33/32	44/41	77-73	+4	25-68/29-63	.368/460	8-21/7-16	.381/438	19-24/8-12	.792/667
at UTEP	37/34	46/43	83-77	+6	28-51/21-58	.549/362	6-15/8-22	.400/364	21-28/27-38	.750/711
at Air Force	36/31	31/18	67-49	+18	23-48/18-54	.479/333	8-22/9-30	.364/300	13-17/4-7	.765/571
COLORADO STATE	38/22	53/25	91-47	+44	34-58/16-51	.586/314	7-17/1-13	.412/077	16-25/14-22	.640/636
WYOMING	41/33	40/23	81-66	+15	27-60/24-52	.450/462	6-18/4-15	.333/267	21-30/14-26	.700/538
at San Diego State	35/34	36/35	71-69	+2	27-60/27-67	.450/403	9-21/7-22	.429/318	8-8/8-10	1.000/800
at New Mexico	32/36	40/40	72-76	(4)	24-63/24-63	.381/381	8-19/7-17	.421/412	16-20/21-33	.800/636
UTAH	44/30	38/39	82-69	+13	30-66/26-61	.455/426	7-14/4-18	.500/222	15-22/13-15	.682/867
TCU	35/21	41/35	76-56	+20	24-62/21-60	.387/350	11-25/3-16	.440/188	17-21/11-15	.810/733
at UNLV	34/56	40/32	74-88	(14)	24-63/32-61	.381/525	7-27/12-23	.259/522	19-22/12-19	.864/632
AIR FORCE	53/20	38/28	91-48	+43	30-53/17-45	.566/378	12-20/10-26	.600/385	19-26/4-8	.731/500
at Colorado State	38/28	54/42	92-70	+22	31-60/23-57	.517/404	12-25/4-17	.480/235	18-22/20-28	.818/714
at Wyoming	40/28	45/35	85-63	+22	29-66/22-54	.439/407	7-22/6-14	.318/429	20-24/13-19	.833/684
SAN DIEGO STATE	36/28	46/40	82-68	+14	27-61/27-63	.443/429	7-15/7-22	.467/318	21-28/7-12	.750/583
NEW MEXICO	35/43	46/40	81-83	(2)	30-65/32-64	.462/500	6-21/10-23	.286/435	15-21/9-20	.714/450
at Utah	36/24	35/27	71-51	+20	21-57/14-52	.368/269	4-9/5-23	.444/217	25-31/18-26	.806/692
at TCU	57/43	50/34	107-77	+30	38-61/28-57	.623/491	13-23/8-21	.565/381	18-22/13-17	.818/765
vs. TCU	39/40	56/45	95-85	(10)	26-54/27-52	.481/519	10-23/10-19	.435/526	33-37/21-25	.892/840
at UNLV	34/41	32/29	66-70	+4	21-53/25-45	.396/556	9-24/8-19	.375/421	15-17/12-16	.882/750
vs. Florida	35/33	40/42	99-92	+7	32-65/34-78	.492/436	10-23/10-32	.435/313	25-32/14-19	.781/737
vs. Kansas State	31/41	41/43	72-84	(12)	21-53/23-56	.396/411	5-16/11-27	.313/407	25-28/27-30	.893/900

Opponent	Rebounds	Mar	Assist	TO	Block	Steal	Fouls
BRADLEY	44/32	+12	11/12	11/15	3/2	5/5	24/22
IDAHO STATE	47/33	+14	19/8	9/16	7/1	10/7	15/18
at Hawai'i	27/37	(10)	15/15	10/20	3/2	11/4	19/17
SOUTHERN	48/28	+20	27/8	11/22	3/5	17/8	10/13
WEBER STATE	31/37	(6)	12/10	11/18	3/3	11/8	16/22
at Utah State	32/37	(5)	8/15	9/9	3/4	4/5	21/19
vs. San Francisco	27/31	(4)	15/9	14/19	4/0	10/4	19/16
ARIZONA STATE	35/27	+8	19/10	6/12	1/3	6/2	18/19
at Fresno State	35/34	+1	17/15	18/21	4/2	10/14	20/15
WAGNER	45/45	-	22/10	13/14	8/3	8/7	17/22
EASTERN WASHINGTON	45/17	+28	18/6	13/16	5/1	10/5	14/17
vs. Nevada	26/29	(3)	19/14	14/14	1/1	9/3	21/18
vs. Nebraska	35/24	+11	16/14	15/14	2/2	5/5	19/24
at Arizona	34/28	+6	22/11	11/19	2/2	8/5	21/13
EASTERN NEW MEXICO	50/23	+27	23/7	19/14	7/3	6/11	7/18
UNLV	44/37	+7	13/15	12/15	4/6	7/6	13/18
at UTEP	39/30	+9	17/14	22/16	3/1	10/13	27/21
at Air Force	38/28	+10	12/10	9/8	6/0	4/6	8/17
COLORADO STATE	36/34	+2	20/5	13/23	7/1	9/4	20/20
WYOMING	40/33	+7	13/9	9/17	3/4	9/6	19/21
at San Diego State	35/40	(5)	16/17	11/12	9/6	6/8	11/12
at New Mexico	41/47	(6)	14/13	11/11	5/5	9/6	23/15
UTAH	34/40	(6)	12/16	6/16	1/6	10/3	11/17
TCU	45/36	+9	19/8	8/11	5/6	5/4	11/19
at UNLV	37/38	(1)	12/24	11/9	2/3	6/8	20/16
AIR FORCE	36/19	+17	20/12	12/22	1/0	13/3	13/22
at Colorado State	39/29	+10	14/15	16/13	4/3	9/7	19/16
at Wyoming	43/31	+12	17/12	6/12	1/4	6/1	19/18
SAN DIEGO STATE	38/37	+1	12/17	8/16	2/8	10/5	13/21
NEW MEXICO	32/43	(11)	14/17	7/16	4/4	7/6	18/18
at Utah	46/36	+10	10/6	12/17	4/5	12/6	20/22
at TCU	30/25	+5	21/10	14/24	3/0	14/7	14/17
vs. TCU	29/25	+4	13/16	9/14	1/0	6/6	22/25
at UNLV	27/27	-	12/16	12/14	1/2	6/5	18/16
vs. Florida	33/45	(12)	11/15	12/21	2/4	12/7	17/24
vs. Kansas State	29/39	(10)	12/14	13/15	2/3	7/7	24/20



James Anderson

Note: Game totals are displayed in the format BYU/OPPONENT for each category

2009-10 INDIVIDUAL GAME-BY-GAME (POINTS-REBOUNDS-ASSISTS)

Opponent	Date	Score	W/L	DAVIES	ABOUBO	MORGAN, JR.	EMERY	LOYD, JR.	MAGNUSSON	ZYLSTRA
BRADLEY	11/13/09	70-60	W	3-3-0	4-5-0	0-0-0	5-6-2	10-4-0	0-2-1	DNP
IDAHO STATE	11/17/09	87-53	W	2-4-1	8-6-1	2-0-0	19-7-3	6-2-2	2-3-0	0-0-0
at Hawai'i	11/20/09	83-65	W	6-1-1	2-1-0	2-1-2	11-6-2	6-0-0	0-0-0	2-0-0
SOUTHERN	11/24/09	107-51	W	8-8-0	11-3-3	4-2-7	16-3-2	6-1-2	3-5-1	2-1-0
WEBER STATE	11/27/09	87-70	W	10-4-0	5-3-1	0-0-0	15-3-1	5-0-1	0-0-0	0-0-0
at Utah State	12/02/09	61-71	L	0-0-0	5-2-0	2-1-3	8-0-0	0-0-0	0-1-0	0-0-0
vs San Francisco	12/05/09	69-43	W	4-3-0	4-2-1	5-0-3	14-4-2	0-0-0	0-1-1	0-0-0
ARIZONA STATE	12/08/09	81-68	W	2-3-1	5-0-0	0-0-1	17-5-2	2-0-2	DNP	DNP
at Fresno State	12/12/09	72-67	W	1-2-1	0-0-0	3-0-1	4-0-0	4-0-3	DNP	DNP
WAGNER	12/17/09	77-61	W	0-3-1	2-5-3	5-2-2	2-3-5	4-2-4	0-0-0	0-0-0
EASTERN WASHINGTON	12/19/09	91-34	W	12-0-0	9-2-2	1-1-2	15-7-4	3-5-4	0-2-0	2-4-0
vs Nevada	12/22/09	110-104	W	8-3-0	2-2-0	0-0-0	25-2-3	3-0-0	DNP	DNP
vs Nebraska	12/23/09	88-66	W	14-4-0	1-0-0	0-0-1	23-8-3	3-2-0	0-0-0	0-0-0
at Arizona	12/28/09	99-69	W	6-2-0	2-0-0	0-1-1	13-7-8	0-0-0	0-0-0	0-1-0
EASTERN NEW MEXICO	01/02/10	95-49	W	8-1-0	3-8-1	6-4-7	DNP	17-0-1	6-2-1	5-5-1
UNLV	01/06/10	77-73	W	4-4-0	0-3-0	0-0-0	9-3-1	7-2-2	DNP	DNP
at UTEP	01/09/10	83-77	W	14-1-1	5-3-0	2-0-1	8-2-9	7-2-1	DNP	DNP
at Air Force	01/13/10	67-49	W	11-10-0	0-0-0	3-2-1	21-5-3	0-2-1	0-0-0	1-0-0
COLORADO STATE	01/16/10	91-47	W	8-4-0	10-8-3	5-1-1	7-3-1	4-1-0	1-1-1	0-0-1
WYOMING	01/20/10	81-66	W	5-1-0	6-3-1	4-0-1	15-5-3	0-0-0	DNP	DNP
at San Diego State	01/23/10	71-69	W	2-2-0	4-5-0	0-0-0	2-5-4	0-0-0	DNP	DNP
at New Mexico	01/27/10	72-76	L	0-4-0	2-4-2	0-1-0	8-6-0	0-0-0	DNP	DNP
UTAH	01/30/10	82-69	W	4-1-0	6-3-0	0-0-0	8-7-4	0-0-0	1-0-0	DNP
TCU	02/02/10	76-56	W	0-0-0	5-4-3	6-0-2	12-4-6	0-0-1	DNP	DNP
at UNLV	02/06/10	74-88	L	DNP	9-3-0	0-0-1	10-3-1	3-0-1	0-0-0	DNP
AIR FORCE	02/13/10	91-48	W	3-2-0	3-4-1	DNP	18-5-3	7-3-3	0-2-1	1-0-0
at Colorado State	02/17/10	92-70	W	0-0-1	3-7-1	DNP	16-4-1	0-0-0	0-1-0	0-1-0
at Wyoming	02/20/10	85-63	W	0-1-0	4-2-1	DNP	10-5-2	1-0-1	0-2-1	2-1-0
SAN DIEGO STATE	02/24/10	82-68	W	6-3-0	4-4-0	DNP	17-7-3	0-0-0	0-0-0	2-0-0
NEW MEXICO	02/27/10	81-83	L	7-1-0	0-1-1	DNP	11-7-1	19-4-2	DNP	DNP
at Utah	03/03/10	71-51	W	21-7-0	3-3-1	DNP	11-3-3	18-6-3	0-0-0	0-0-0
at TCU	03/06/10	107-77	W	9-8-2	22-5-3	DNP	22-2-5	5-3-2	0-0-0	2-0-0
vs TCU	03/10/10	95-85	W	2-1-0	3-1-0	DNP	15-7-3	5-1-1	DNP	DNP
at UNLV	03/12/10	66-70	L	3-6-0	8-5-1	DNP	8-3-2	11-2-2	DNP	DNP
vs Florida	03/18/10	99-92	W2OT	0-6-0	2-1-1	DNP	8-7-1	26-2-0	DNP	DNP
vs Kansas State	03/20/10	72-84	L	5-1-0	2-2-0	0-0-0	13-2-3	2-0-0	0-0-0	0-0-0

Opponent	Date	Score	W/L	ANDERSON HAWS	FREDETTE	HARTSOCK	TAVERNARI MILES
BRADLEY	11/13/09	70-60	W	0-0-0	4-7-2	25-5-4	4-2-0
IDAHO STATE	11/17/09	87-53	W	3-2-0	9-5-6	22-3-2	6-5-2
at Hawai'i	11/20/09	83-65	W	0-4-0	12-0-1	20-0-8	5-7-0
SOUTHERN	11/24/09	107-51	W	4-1-0	5-4-0	12-3-10	8-5-0
WEBER STATE	11/27/09	87-70	W	0-1-0	5-3-1	23-2-7	5-3-0
at Utah State	12/02/09	61-71	L	0-0-0	8-3-0	19-7-2	4-4-1
vs San Francisco	12/05/09	69-43	W	0-1-0	12-0-0	13-3-6	2-5-2
ARIZONA STATE	12/08/09	81-68	W	DNP	17-11-3	10-4-6	13-4-0
at Fresno State	12/12/09	72-67	W	0-0-0	17-4-1	24-3-7	9-11-0
WAGNER	12/17/09	77-61	W	7-5-0	16-5-1	9-1-2	12-8-4
EASTERN WASHINGTON	12/19/09	91-34	W	2-4-0	14-7-0	20-2-6	2-2-0
vs Nevada	12/22/09	110-104	W	0-0-0	20-3-2	33-1-6	12-6-3
vs Nebraska	12/23/09	88-66	W	1-1-0	7-4-1	24-3-4	4-3-2
at Arizona	12/28/09	99-69	W	2-0-0	12-3-0	49-7-9	5-5-0
EASTERN NEW MEXICO	01/02/10	95-49	W	2-1-1	8-6-2	DNP	12-8-6
UNLV	01/06/10	77-73	W	0-0-0	12-6-3	7-1-1	17-6-1
at UTEP	01/09/10	83-77	W	0-0-0	20-11-2	DNP	2-4-0
at Air Force	01/13/10	67-49	W	0-0-0	10-3-2	8-1-3	0-1-0
COLORADO STATE	01/16/10	91-47	W	1-1-0	11-2-2	21-2-4	6-3-3
WYOMING	01/20/10	81-66	W	DNP	24-6-0	11-6-3	8-4-0
at San Diego State	01/23/10	71-69	W	0-0-0	17-2-2	33-3-5	4-2-2
at New Mexico	01/27/10	72-76	L	0-1-0	7-7-3	27-1-7	10-7-1
UTAH	01/30/10	82-69	W	DNP	15-7-1	36-4-2	2-3-0
TCU	02/02/10	76-56	W	4-3-1	0-4-0	26-4-3	14-6-0
at UNLV	02/06/10	74-88	L	2-1-0	5-3-0	21-7-6	8-4-1
AIR FORCE	02/13/10	91-48	W	4-0-0	16-2-2	9-1-6	8-6-2
at Colorado State	02/17/10	92-70	W	0-0-0	4-2-2	36-5-6	12-12-2
at Wyoming	02/20/10	85-63	W	0-1-1	22-8-2	22-1-4	2-3-2
SAN DIEGO STATE	02/24/10	82-68	W	0-0-0	10-5-4	26-6-5	0-4-0
NEW MEXICO	02/27/10	81-83	L	DNP	18-1-2	6-2-2	8-6-3
at Utah	03/03/10	71-51	W	2-0-0	6-6-3	8-5-0	2-8-0
at TCU	03/06/10	107-77	W	0-0-0	2-0-0	18-0-5	2-3-1
vs TCU	03/10/10	95-85	W	DNP	8-2-1	45-4-6	7-7-0
at UNLV	03/12/10	66-70	L	DNP	DNP	30-3-4	2-6-1
vs Florida	03/18/10	99-92	W2OT	DNP	10-1-2	37-2-3	8-3-1
vs Kansas State	03/20/10	72-84	L	0-1-0	14-3-1	21-3-5	8-8-2




INDIVIDUAL STATS - ALL GAMES

RECORD	OVERALL	HOME	AWAY	NEUTRAL
ALL GAMES	30-6	15-1	10-4	5-1
CONFERENCE	13-3	7-1	6-2	0-0
NON-CONFERENCE	17-3	8-0	4-2	5-1

##	Player	GP	GS	Min	Avg	TOTAL			3-PTS			F-THROW			REBOUNDS			Avg
						FG	FGA	Pct	3FG	FGA	Pct	FT	FTA	Pct	Off	Def	Tot	
32	FREDETTE, Jimmer	34	33	1059	31.1	225	491	.458	77	175	.440	224	251	.892	25	80	105	3.1
04	EMERY, Jackson	35	35	1011	28.9	145	298	.487	85	197	.431	61	82	.744	27	129	156	4.5
23	HAWS, Tyler	35	33	924	26.4	131	263	.498	25	68	.368	110	120	.917	49	97	146	4.2
45	TAVERNARI, Jonathan	36	7	849	23.6	132	318	.415	63	163	.387	35	43	.814	15	142	157	4.4
34	HARTSOCK, Noah	36	30	878	24.4	97	175	.554	1	4	.250	38	44	.864	56	128	184	5.1
00	DAVIES, Brandon	35	1	474	13.5	69	128	.539	0	1	.000	50	88	.568	30	74	104	3.0
10	LOYD, JR., Michael	36	2	506	14.1	65	123	.528	19	45	.422	35	52	.673	2	42	44	1.2
01	ABOUO, Charles	36	2	464	12.9	57	122	.467	11	27	.407	39	55	.709	40	70	110	3.1
54	MILES, Chris	36	35	588	16.3	62	119	.521	0	0	.000	37	55	.673	36	87	123	3.4
02	MORGAN, JR., Lamont	26	2	238	9.2	19	30	.633	9	13	.692	3	5	.600	3	13	16	0.6
15	ANDERSON, James	29	0	106	3.7	12	25	.480	0	0	.000	10	15	.667	13	15	28	1.0
13	ZYLSTRA, Brock	20	0	63	3.2	7	18	.389	0	3	.000	5	8	.625	2	11	13	0.7
12	MAGNUSSON, Logan	23	0	90	3.9	4	10	.400	2	4	.500	3	5	.600	4	18	22	1.0
TM	TEAM														65	59	124	3.4
	Total	36				1025	2120	.483	292	700	.417	650	823	.790	367	965	1332	37.0
	Opponents	36				836	2049	.408	220	661	.333	500	733	.682	372	809	1181	32.8

CONTINUED :

##	Player	PF	FO	A	TO	Blk	Stl	Pts	Avg
32	FREDETTE, Jimmer	36	0	159	93	5	41	751	22.1
04	EMERY, Jackson	90	1	96	42	11	91	436	12.5
23	HAWS, Tyler	53	0	54	41	5	26	397	11.3
45	TAVERNARI, Jonathan	64	1	54	44	7	50	362	10.1
34	HARTSOCK, Noah	78	1	42	21	46	18	233	6.5
00	DAVIES, Brandon	91	1	9	47	14	13	188	5.4
10	LOYD, JR., Michael	29	0	39	39	3	24	184	5.1
01	ABOUO, Charles	56	1	31	29	9	19	164	4.6
54	MILES, Chris	78	0	34	26	20	13	161	4.5
02	MORGAN, JR., Lamont	9	0	37	18	0	7	50	1.9
15	ANDERSON, James	31	0	3	5	5	2	34	1.2
13	ZYLSTRA, Brock	4	0	2	4	1	1	19	1.0
12	MAGNUSSON, Logan	2	0	7	4	0	2	13	0.6
TM	TEAM	0			4			0	
	Total	621	5	567	417	126	307	2992	83.1
	Opponents	668	10	445	565	105	217	2392	66.4




INDIVIDUAL STATS - MWC GAMES

RECORD	OVERALL	HOME	AWAY	NEUTRAL
ALL GAMES	13-3	7-1	6-2	0-0
CONFERENCE	13-3	7-1	6-2	0-0
NON-CONFERENCE	0-0	0-0	0-0	0-0

###	Player	GP	GS	Min	Avg	TOTAL			3-PTS			F-THROW			REBOUNDS			
						FG	FGA	Pct	3FG	FGA	Pct	FT	FTA	Pct	Off	Def	Tot	Avg
32	FREDETTE, Jimmer	16	15	464	29.0	96	222	.432	39	79	.494	84	100	.840	11	38	49	3.1
04	EMERY, Jackson	16	16	485	30.3	68	151	.450	34	92	.370	27	38	.711	14	60	74	4.6
23	HAWS, Tyler	16	16	424	26.5	57	129	.442	14	37	.378	51	55	.927	24	40	64	4.0
45	TAVERNARI, Jonathan	16	0	404	25.3	61	133	.459	33	73	.452	22	27	.815	7	69	76	4.8
34	HARTSOCK, Noah	16	16	391	24.4	41	82	.500	0	3	.000	21	23	.913	22	56	78	4.9
00	DAVIES, Brandon	15	0	187	12.5	29	63	.460	0	1	.000	22	41	.537	13	35	48	3.2
01	ABOUO, Charles	16	0	220	13.8	31	61	.508	5	13	.385	14	19	.737	21	38	59	3.7
10	LOYD, JR., Michael	16	0	185	11.6	24	49	.490	3	13	.231	13	20	.650	1	20	21	1.3
54	MILES, Chris	16	16	275	17.2	23	51	.451	0	0	.000	17	24	.708	18	41	59	3.7
02	MORGAN, JR., Lamont	9	1	72	8.0	7	12	.583	4	6	.667	0	1	.000	0	4	4	0.4
13	ZYLSTRA, Brock	8	0	24	3.0	3	7	.429	0	1	.000	2	4	.500	1	1	2	0.3
15	ANDERSON, James	13	0	40	3.1	4	10	.400	0	0	.000	5	7	.714	3	4	7	0.5
12	MAGNUSSON, Logan	10	0	29	2.9	0	1	.000	0	1	.000	2	4	.500	0	6	6	0.6
TM	TEAM														35	32	67	4.2
	Total	16				444	971	.457	132	319	.414	280	363	.771	170	444	614	38.4
	Opponents	16				380	924	.411	104	316	.329	189	289	.654	155	398	553	34.6

CONTINUED :

###	Player	PF	FO	A	TO	Blk	Stl	Pts	Avg
32	FREDETTE, Jimmer	17	0	62	34	1	11	315	19.7
04	EMERY, Jackson	36	0	41	18	6	46	197	12.3
23	HAWS, Tyler	18	0	28	18	2	13	179	11.2
45	TAVERNARI, Jonathan	23	0	27	18	4	27	177	11.1
34	HARTSOCK, Noah	33	0	18	9	23	6	103	6.4
00	DAVIES, Brandon	35	0	3	21	5	6	80	5.3
01	ABOUO, Charles	29	0	39	39	3	24	184	5.1
10	LOYD JR., Michael	12	0	16	11	1	10	64	4.0
54	MILES, Chris	32	0	15	13	10	4	63	3.9
02	MORGAN, JR., Lamont	4	0	6	4	0	1	18	2.0
13	ZYLSTRA, Brock	2	0	1	2	0	0	8	1.0
15	ANDERSON, James	14	0	2	1	4	0	13	1.0
12	MAGNUSSON, Logan	1	0	3	3	0	2	2	0.2
TM	TEAM	0			3			0	
	Total	252	0	239	165	61	136	1300	81.2
	Opponents	289	2	206	242	61	86	1053	65.8



2009-10 RESULTS & LEADERS - ALL GAMES

DATE	OPPONENT	W/L	SCORE	ATTENDANCE	POINTS	REBOUNDS
+11/13/09	BRADLEY	W	70-60	16276	(25)FREDETTE, Jimmer	(7)HAWS, Tyler
11/17/09	IDAHO STATE	W	87-53	8637	(22)FREDETTE, Jimmer	(7)EMERY, Jackson
11/20/09	at Hawai'i	W	83-65	5891	(20)FREDETTE, Jimmer	(7)HARTSOCK, Noah
11/24/09	SOUTHERN	W	107-51	9596	(16)EMERY, Jackson	(8)DAVIES, Brandon
11/27/09	WEBER STATE	W	87-70	11892	(23)FREDETTE, Jimmer	(7)TAVERNARI, Jonathan
12/02/09	at Utah State	L	61-71	10270	(19)FREDETTE, Jimmer	(8)TAVERNARI, Jonathan
#12/05/09	vs San Francisco	W	69-43	10106	(14)EMERY, Jackson	(5)HARTSOCK, Noah
12/08/09	ARIZONA STATE	W	81-68	11587	(17)EMERY, Jackson	(11)HAWS, Tyler
					(17)HAWS, Tyler	
12/12/09	at Fresno State	W	72-67	4853	(24)FREDETTE, Jimmer	(11)HARTSOCK, Noah
@12/17/09	WAGNER	W	77-61	8031	(16)HAWS, Tyler	(8)HARTSOCK, Noah
@12/19/09	E. WASHINGTON	W	91-34	8003	(20)FREDETTE, Jimmer	(7)EMERY, Jackson
						(7)HAWS, Tyler
@12/22/09	vs Nevada	W	110-104	3521	(33)FREDETTE, Jimmer	(6)HARTSOCK, Noah
@12/23/09	vs Nebraska	W	88-66	1817	(24)FREDETTE, Jimmer	(8)EMERY, Jackson
-12/28/09	at Arizona	W	99-69	13992	(49)FREDETTE, Jimmer	(7)FREDETTE, Jimmer
						(7)EMERY, Jackson
01/02/10	EAST. N. MEXICO	W	95-49	11293	(17)LOYD, JR., Michael	(8)HARTSOCK, Noah
						(8)ABOUO, Charles
*01/06/10	UNLV	W	77-73	15546	(17)HARTSOCK, Noah	(9)TAVERNARI, Jonathan
						(17)TAVERNARI, Jonathan
01/09/10	at UTEP	W	83-77	8687	(20)HAWS, Tyler	(11)HAWS, Tyler
*01/13/10	at Air Force	W	67-49	3185	(21)EMERY, Jackson	(10)DAVIES, Brandon
*01/16/10	COLORADO STATE	W	91-47	20155	(21)FREDETTE, Jimmer	(8)ABOUO, Charles
*01/20/10	WYOMING	W	81-66	10931	(24)HAWS, Tyler	(6)FREDETTE, Jimmer
						(6)HAWS, Tyler
*01/23/10	at San Diego State	W	71-69	12414	(33)FREDETTE, Jimmer	(7)MILES, Chris
*01/27/10	at #23/rv N. Mexico	L	72-76	14586	(27)FREDETTE, Jimmer	(7)HAWS, Tyler
						(7)HARTSOCK, Noah
*01/30/10	UTAH	W	82-69	22644	(36)FREDETTE, Jimmer	(7)HAWS, Tyler
						(7)EMERY, Jackson
*02/02/10	TCU	W	76-56	11454	(26)FREDETTE, Jimmer	(11)MILES, Chris
*02/06/10	at UNLV	L	74-88	18557	(21)FREDETTE, Jimmer	(7)FREDETTE, Jimmer
						(7)TAVERNARI, Jonathan
*02/13/10	AIR FORCE	W	91-48	15647	(19)TAVERNARI, Jonathan	(6)HARTSOCK, Noah
*02/17/10	at Colorado State	W	92-70	3738	(36)FREDETTE, Jimmer	(12)HARTSOCK, Noah
*02/20/10	at Wyoming	W	85-63	5154	(22)FREDETTE, Jimmer	(8)HAWS, Tyler
					(22)HAWS, Tyler	(8)TAVERNARI, Jonathan
*02/24/10	SAN DIEGO STATE	W	82-68	20124	(26)FREDETTE, Jimmer	(7)EMERY, Jackson
*02/27/10	NEW MEXICO	L	81-83	22644	(19)LOYD, JR., Michael	(7)EMERY, Jackson
*03/03/10	at Utah	W	71-51	14901	(21)DAVIES, Brandon	(8)HARTSOCK, Noah
*03/06/10	at TCU	W	107-77	6469	(23)TAVERNARI, Jonathan	(8)DAVIES, Brandon
^03/10/10	vs TCU	W	95-85	12405	(45)FREDETTE, Jimmer	(7)HARTSOCK, Noah
						(7)EMERY, Jackson
^03/12/10	at UNLV	L	66-70	18500	(30)FREDETTE, Jimmer	(6)HARTSOCK, Noah
						(6)DAVIES, Brandon
%03/18/10	vs Florida (2OT)	W	99-92	13382	(37)FREDETTE, Jimmer	(7)EMERY, Jackson
%03/20/10	vs Kansas State	L	72-84	15668	(21)FREDETTE, Jimmer	(8)HARTSOCK, Noah

+ Mountain West-Missouri Valley Challenge

Played at EnergySolutions Arena in Salt Lake City


@ Las Vegas Classic

- Fiesta Bowl Classic

* Conference game

^ MWC Tournament at Thomas & Mack Center in Las Vegas

% NCAA Tournament at Ford Center in Oklahoma City, Okla.



2009-2010 INDIVIDUAL GAME HIGHS

POINTS

49	FREDETTE, Jimmer at Arizona (12/28/09)
45	FREDETTE, Jimmer vs TCU (03/10/10)
37	FREDETTE, Jimmer vs Florida (03/18/10)
36	FREDETTE, Jimmer at Colorado State (02/17/10)
36	FREDETTE, Jimmer vs Utah (01/30/10)

FIELD GOALS MADE

16	FREDETTE, Jimmer at Arizona (12/28/09)
13	FREDETTE, Jimmer vs Florida (03/18/10)

FIELD GOAL ATT.

26	FREDETTE, Jimmer vs Florida (03/18/10)
23	FREDETTE, Jimmer vs TCU (03/10/10)
23	FREDETTE, Jimmer vs Utah (01/30/10)
23	FREDETTE, Jimmer at Arizona (12/28/09)

FG PCT (MIN 5 MADE)

1.000 (7-7)	HAWS, Tyler vs Nevada (12/22/09)
1.000 (6-6)	HARTSOCK, Noah vs Eastern New Mexico (01/02/10)
1.000 (5-5)	DAVIES, Brandon vs Eastern Washington (12/19/09)

3-POINT FG MADE

9	FREDETTE, Jimmer at Arizona (12/28/09)
6	FREDETTE, Jimmer at Colorado State (02/17/10)

3-POINT FG ATT.

13	FREDETTE, Jimmer at Arizona (12/28/09)
11	FREDETTE, Jimmer at UNLV (03/12/10)

3-PT FG PCT (MIN 2 MADE)

1.000 (3-3)	TAVERNARI, Jonathan vs E. New Mexico (01/02/10)
1.000 (2-2)	ABOUO, Charles at TCU (03/06/10)
1.000 (2-2)	MORGAN, JR., Lamont vs TCU (02/02/10)
1.000 (2-2)	HAWS, Tyler vs Eastern Washington (12/19/09)
1.000 (2-2)	FREDETTE, Jimmer vs Southern (11/24/09)
1.000 (2-2)	ABOUO, Charles vs Southern (11/24/09)
1.000 (2-2)	LOYD, JR., Michael vs Southern (11/24/09)
1.000 (2-2)	LOYD, JR., Michael at Hawai'i (11/20/09)
1.000 (2-2)	LOYD, JR., Michael vs BRADLEY (11/13/09)

FREE THROWS MADE

23	FREDETTE, Jimmer vs TCU (03/10/10)
12	FREDETTE, Jimmer at UNLV (03/12/10)
12	FREDETTE, Jimmer vs BRADLEY (11/13/09)

FREE THROW ATT.

24	FREDETTE, Jimmer vs TCU (03/10/10)
14	FREDETTE, Jimmer vs BRADLEY (11/13/09)

FT PCT (MIN 3 MADE)

1.000 (12-12)	FREDETTE, Jimmer at UNLV (03/12/10)
1.000 (10-10)	HAWS, Tyler at Wyoming (02/20/10)
1.000 (10-10)	FREDETTE, Jimmer vs Weber State (11/27/09)
1.000 (9-9)	FREDETTE, Jimmer vs Nevada (12/22/09)

1.000 (8-8)	HAWS, Tyler vs San Diego State (02/24/10)
1.000 (8-8)	FREDETTE, Jimmer vs Arizona State (12/08/09)
1.000 (7-7)	FREDETTE, Jimmer at New Mexico (1/27/10)
1.000 (7-7)	EMERY, Jackson vs Nebraska (12/23/09)
1.000 (6-6)	HAWS, Tyler vs Kansas State (3/20/10)
1.000 (6-6)	HAWS, Tyler vs TCU (03/10/10)
1.000 (6-6)	FREDETTE, Jimmer at Utah (03/03/10)
1.000 (6-6)	HARTSOCK, Noah at Colorado State (02/17/10)
1.000 (6-6)	FREDETTE, Jimmer vs TCU (02/02/10)
1.000 (6-6)	FREDETTE, Jimmer at San Diego State (01/23/10)
1.000 (6-6)	HAWS, Tyler vs Nevada (12/22/09)
1.000 (6-6)	HAWS, Tyler vs Arizona State (12/08/09)
1.000 (6-6)	FREDETTE, Jimmer at Utah State (12/02/09)
1.000 (5-5)	HAWS, Tyler vs New Mexico (02/27/10)
1.000 (5-5)	FREDETTE, Jimmer at Wyoming Cowboys (02/20/10)
1.000 (5-5)	DAVIES, Brandon at Air Force (01/13/10)
1.000 (5-5)	FREDETTE, Jimmer vs Eastern Washington (12/19/09)
1.000 (4-4)	HAWS, Tyler vs Florida (03/18/10)
1.000 (4-4)	HAWS, Tyler at Utah (03/03/10)
1.000 (4-4)	TAVERNARI, Jonathan at Colorado State (02/17/10)
1.000 (4-4)	TAVERNARI, Jonathan at New Mexico (1/27/10)
1.000 (4-4)	HAWS, Tyler vs Wyoming (01/20/10)
1.000 (4-4)	HAWS, Tyler vs Colorado State (01/16/10)
1.000 (4-4)	EMERY, Jackson vs Nevada (12/22/09)
1.000 (4-4)	TAVERNARI, Jonathan vs Arizona State (12/08/09)
1.000 (4-4)	FREDETTE, Jimmer vs San Francisco (12/05/09)
1.000 (4-4)	DAVIES, Brandon vs Weber State (11/27/09)
1.000 (4-4)	HAWS, Tyler at Hawai'i (11/20/09)
1.000 (3-3)	FREDETTE, Jimmer vs Colorado State (01/16/10)
1.000 (3-3)	HAWS, Tyler vs Wagner (12/17/09)

REBOUNDS

12	HARTSOCK, Noah at Colorado State (02/17/10)
11	MILES, Chris vs TCU (02/02/10)
11	HAWS, Tyler at UTEP (01/09/10)
11	HARTSOCK, Noah at Fresno State (12/12/09)
11	HAWS, Tyler vs Arizona State (12/08/09)

ASSISTS

10	FREDETTE, Jimmer vs Southern (11/24/09)
9	EMERY, Jackson at UTEP (01/09/10)
9	FREDETTE, Jimmer at Arizona (12/28/09)

STEALS

6	EMERY, Jackson vs Utah (01/30/10)
5	EMERY, Jackson at TCU (03/06/10)
5	EMERY, Jackson vs New Mexico (02/27/10)
5	EMERY, Jackson vs San Diego State (02/24/10)
5	EMERY, Jackson vs Southern (11/24/09)

BLOCKED SHOTS

4	HARTSOCK, Noah at San Diego State (01/23/10)
4	HARTSOCK, Noah vs Colorado State (01/16/10)




BYU GAME HIGHS

POINTS	94	COLORADO STATE (2/11/09)
.....	94	BOISE STATE (12/10/08)
.....	92	at Weber State (12-03-08)
.....	91	PORTLAND PILOTS (12/13/08)
.....	88	at Utah (01/27/09)
FIELD GOALS MADE	37	COLORADO STATE (2/11/09)
.....	36	at Colorado State (1/10/09)
FIELD GOAL ATTEMPTS	77	WAKE FOREST (1/3/09)
.....	66	BOISE STATE (12/10/08)
FIELD GOAL PCT .649 (37-57)		COLORADO STATE (2/11/09)
.....	.617 (29-47)	PORTLAND PILOTS (12/13/08)
3 PT FIELD GOALS MADE	12	RICE (11/21/08)
.....	11	SAN DIEGO STATE (1/24/09)
.....	11	at Weber State (12-03-08)
3 PT FG ATTEMPTS	32	WAKE FOREST (1/3/09)
.....	26	vs Arizona State (12-20-08)
3 PT FG PCT625 (10-16)	COLORADO STATE (2/11/09)
.....	.583 (7-12)	at TCU (2/14/09)
FREE THROWS MADE	29	vs Air Force (03/12/09)
.....	26	at Wyoming Cowboys (3-4-09)
FREE THROW ATTEMPTS	37	vs Air Force (03/12/09)
.....	33	PORTLAND PILOTS (12/13/08)
FREE THROW PCT875 (7-8)	CAL POLY (11/22/08)
.....	.857 (24-28)	at Pepperdine (11/18/08)
REBOUNDS	49	COLORADO STATE (2/11/09)
.....	48	at Wyoming Cowboys (3-4-09)
ASSISTS	28	COLORADO STATE (2/11/09)
.....	22	SAN DIEGO STATE (1/24/09)
.....	22	RICE (11/21/08)
STEALS	12	AIR FORCE (3/7/09)
.....	12	at SAN DIEGO STATE (02-24-09)
.....	12	BOISE STATE (12/10/08)
.....	12	vs Utah State (12/06/08)
BLOCKED SHOTS	9	BOISE STATE (12/10/08)
.....	7	vs Air Force (03/12/09)
TURNOVERS	18	COLORADO STATE (2/11/09)
.....	17	SAN DIEGO STATE (1/24/09)
.....	17	PORTLAND PILOTS (12/13/08)
FOULS	28	at Utah (01/27/09)
.....	28	WAKE FOREST (1/3/09)

BYU GAME LOWS

POINTS	61	at Utah State (12-02-09)
.....	66	at #3 UNLV (03/12/10)
.....	67	at Air Force (1/13/10)
.....	67	vs San Francisco (12/05/09)
.....	69	BRADLEY BRAVES (11/13/09)
FIELD GOALS MADE	20	at Utah State (12-02-09)
.....	21	at Utah (03/03/10)
.....	21	at #3 UNLV (03/12/10)
.....	21	vs Kansas State (3/20/10)
FIELD GOAL ATTEMPTS	48	at Air Force (1/13/10)
.....	49	vs San Francisco (12/05/09)
.....	49	vs Nebraska (12/23/09)
FIELD GOAL PCT368 (25-68)	UNLV (01/06/10)
.....	.368 (21-57)	at Utah (03/03/10)
3 PT FIELD GOALS MADE	2	WAGNER (12/17/09)
.....	4	at Utah (03/03/10)
3 PT FG ATTEMPTS	9	at Utah (03/03/10)
.....	12	WAGNER (12/17/09)
.....	12	EASTERN WASHINGTON (12/19/09)
3 PT FG PERCENTAGE .167 (2-12)		WAGNER (12/17/09)
.....	.259 (7-27)	at UNLV (02/06/10)
FREE THROWS MADE	8	at Fresno State (12/12/09)
.....	8	at SAN DIEGO STATE (01-23-10)
FREE THROW ATTEMPTS	8	at SAN DIEGO STATE (01-23-10)
.....	11	at Hawai'i (11/20/09)
.....	11	SOUTHERN (11/24/09)
FREE THROW PCT571 (8-14)	at Fresno State (12/12/09)
.....	.633 (19-30)	WAGNER (12/17/09)
REBOUNDS	26	vs NEVADA (12/22/09)
.....	27	at Hawai'i (11/20/09)
.....	27	vs San Francisco (12/05/09)
.....	27	at #3 UNLV (03/12/10)
ASSISTS	8	at Utah State (12-02-09)
.....	10	at Utah (03/03/10)
STEALS	4	at Utah State (12-02-09)
.....	4	at Air Force (1/13/10)
BLOCKED SHOTS	1	ARIZONA STATE (12/08/09)
.....	1	vs NEVADA (12/22/09)
.....	1	UTAH (01/30/10)
.....	1	AIR FORCE (02/13/10)
.....	1	at Wyoming Cowboys (2-20-10)
.....	1	vs #7 TCU (03/10/10)
.....	1	at #3 UNLV (03/12/10)
TURNOVERS	6	ARIZONA STATE (12/08/09)
.....	6	UTAH (01/30/10)
.....	6	at Wyoming Cowboys (2-20-10)
FOULS	7	EASTERN NEW MEXICO (01/02/10)
.....	8	at Air Force (1/13/10)



2009-10 CATEGORY LEADERS

POINTS	G	Pts	Pts/G	HARTSOCK, Noah	1	4	.250	HAWS, Tyler	35	54	1.5
FREDETTE, Jimmer	34	751	22.1	DAVIES, Brandon	0	1	.000	HARTSOCK, Noah	36	42	1.2
EMERY, Jackson	35	436	12.5	ZYLSTRA, Brock	0	3	.000				
HAWS, Tyler	35	397	11.3					STEALS	G	No.	S/G
TAVERNARI, Jonathan	36	362	10.1	3-PT FG ATTEMPTS	G	Att	Att/G	EMERY, Jackson	35	91	2.6
HARTSOCK, Noah	36	233	6.5	EMERY, Jackson	35	197	5.6	TAVERNARI, Jonathan	36	50	1.4
DAVIES, Brandon	35	188	5.4	FREDETTE, Jimmer	34	175	5.1	FREDETTE, Jimmer	34	41	1.2
LOYD, JR., Michael	36	184	5.1	TAVERNARI, Jonathan	36	163	4.5	HAWS, Tyler	35	26	0.7
ABOUO, Charles	36	164	4.6	HAWS, Tyler	35	68	1.9	LOYD, JR., Michael	36	24	0.7
MILES, Chris	36	161	4.5	LOYD, JR., Michael	36	45	1.3				
MORGAN, JR., L.	26	50	1.9					OFFENSIVE REBOUNDS	G	No.	Avg/G
ANDERSON, James	29	34	1.2	3-POINT FGS MADE	G	Made	Made/G	HARTSOCK, Noah	36	56	1.6
ZYLSTRA, Brock	20	19	1.0	EMERY, Jackson	35	85	2.4	HAWS, Tyler	35	49	1.4
				FREDETTE, Jimmer	34	77	2.3	ABOUO, Charles	36	40	1.1
SCORING AVERAGE	G	Pts	Avg/G	TAVERNARI, Jonathan	36	63	1.8	MILES, Chris	36	36	1.0
FREDETTE, Jimmer	34	751	22.1	HAWS, Tyler	35	25	0.7	DAVIES, Brandon	35	30	0.9
EMERY, Jackson	35	436	12.5	LOYD, JR., Michael	36	19	0.5				
HAWS, Tyler	35	397	11.3					DEFENSIVE REBOUNDS	G	No.	Avg/G
TAVERNARI, Jonathan	36	362	10.1	FT PERCENTAGE	FT	ATT	Pct	TAVERNARI, Jonathan	36	142	3.9
HARTSOCK, Noah	36	233	6.5	HAWS, Tyler	110	120	.917	EMERY, Jackson	35	129	3.7
DAVIES, Brandon	35	188	5.4	FREDETTE, Jimmer	224	251	.892	HARTSOCK, Noah	36	128	3.6
LOYD, JR., Michael	36	184	5.1	HARTSOCK, Noah	38	44	.864	HAWS, Tyler	35	97	2.8
ABOUO, Charles	36	164	4.6	TAVERNARI, Jonathan	35	43	.814	MILES, Chris	36	87	2.4
MILES, Chris	36	161	4.5	EMERY, Jackson	61	82	.744				
MORGAN, JR., Lamont	26	50	1.9	ABOUO, Charles	39	55	.709	BLOCKED SHOTS	G	No.	Blk/G
ANDERSON, James	29	34	1.2	LOYD, JR., Michael	35	52	.673	HARTSOCK, Noah	36	46	1.3
ZYLSTRA, Brock	20	19	1.0	MILES, Chris	37	55	.673	MILES, Chris	36	20	0.6
				ANDERSON, James	10	15	.667	DAVIES, Brandon	35	14	0.4
FG PERCENTAGE	FG	ATT	Pct	ZYLSTRA, Brock	5	8	.625	EMERY, Jackson	35	11	0.3
MORGAN, JR., Lamont	19	30	.633	MORGAN, JR., Lamont	3	5	.600	ABOUO, Charles	36	9	0.3
HARTSOCK, Noah	97	175	.554	MAGNUSSON, Logan	3	5	.600				
DAVIES, Brandon	69	128	.539					MINUTES	G	No.	Min/G
LOYD, JR., Michael	65	123	.528	FREE THROW ATTEMPTS	G	Att	Att/G	FREDETTE, Jimmer	34	1059	31.1
MILES, Chris	62	119	.521	FREDETTE, Jimmer	34	251	7.4	EMERY, Jackson	35	1011	28.9
HAWS, Tyler	131	263	.498	HAWS, Tyler	35	120	3.4	HAWS, Tyler	35	924	26.4
EMERY, Jackson	145	298	.487	DAVIES, Brandon	35	88	2.5	HARTSOCK, Noah	36	878	24.4
ANDERSON, James	12	25	.480	EMERY, Jackson	35	82	2.3	TAVERNARI, Jonathan	36	849	23.6
ABOUO, Charles	57	122	.467	ABOUO, Charles	36	55	1.5				
FREDETTE, Jimmer	225	491	.458	MILES, Chris	36	55	1.5	FOULS	G	No.	Per/G
TAVERNARI, Jonathan	132	318	.415					DAVIES, Brandon	35	91	2.6
MAGNUSSON, Logan	4	10	.400	FREE THROWS MADE	G	Made	Made/G	EMERY, Jackson	35	90	2.6
				FREDETTE, Jimmer	34	224	6.6	MILES, Chris	36	78	2.2
FIELD GOAL ATTEMPTS	G	Att	Att/G	HAWS, Tyler	35	110	3.1	HARTSOCK, Noah	36	78	2.2
FREDETTE, Jimmer	34	491	14.4	EMERY, Jackson	35	61	1.7	TAVERNARI, Jonathan	36	64	1.8
TAVERNARI, Jonathan	36	318	8.8	DAVIES, Brandon	35	50	1.4				
EMERY, Jackson	35	298	8.5	ABOUO, Charles	36	39	1.1	FOULOUTS	G	No.	
HAWS, Tyler	35	263	7.5					HARTSOCK, Noah	36	1	
HARTSOCK, Noah	36	175	4.9	REBOUNDS	G	Reb	Reb/G	DAVIES, Brandon	35	1	
				HARTSOCK, Noah	36	184	5.1	EMERY, Jackson	35	1	
FIELD GOALS MADE	G	Made	Made/G	TAVERNARI, Jonathan	36	157	4.4	ABOUO, Charles	36	1	
FREDETTE, Jimmer	34	225	6.6	EMERY, Jackson	35	156	4.5	TAVERNARI, Jonathan	36	1	
EMERY, Jackson	35	145	4.1	HAWS, Tyler	35	146	4.2				
TAVERNARI, Jonathan	36	132	3.7	MILES, Chris	36	123	3.4	TURNOVERS	G	No.	TO/G
HAWS, Tyler	35	131	3.7					FREDETTE, Jimmer	34	93	2.7
HARTSOCK, Noah	36	97	2.7	REBOUND AVERAGE	G	Reb	Avg/G	DAVIES, Brandon	35	47	1.3
				HARTSOCK, Noah	36	184	5.1	TAVERNARI, Jonathan	36	44	1.2
3-POINT PERCENTAGE	3FG	ATT	Pct	EMERY, Jackson	35	156	4.5	EMERY, Jackson	35	42	1.2
MORGAN, JR., Lamont	9	13	.692	TAVERNARI, Jonathan	36	157	4.4	HAWS, Tyler	35	41	1.2
MAGNUSSON, Logan	2	4	.500	HAWS, Tyler	35	146	4.2				
FREDETTE, Jimmer	77	175	.440	MILES, Chris	36	123	3.4				
EMERY, Jackson	85	197	.431					ASSISTS	G	No.	A/G
LOYD, JR., Michael	19	45	.422	ASSISTS	G	No.	A/G	FREDETTE, Jimmer	34	159	4.7
ABOUO, Charles	11	27	.407	FREDETTE, Jimmer	34	159	4.7	EMERY, Jackson	35	96	2.7
TAVERNARI, Jonathan	63	163	.387	EMERY, Jackson	35	96	2.7	TAVERNARI, Jonathan	36	54	1.5
HAWS, Tyler	25	68	.368	TAVERNARI, Jonathan	36	54	1.5				



INDIVIDUAL HONORS

JAMES ANDERSON

2010 MWC Academic All-Conference

JIMMER FREDETTE

MWC Player of the Week, Nov. 16
 MWC Player of the Week, Dec. 28
 MWC Player of the Week, Jan. 4
 MWC Player of the Week, Feb. 1
 MWC Player of the Week, Feb. 22
 HoopTV Las Vegas Classic MVP
 Fiesta Bowl Classic MVP
 Oscar Robertson USBWA National Player of the Week
 Basketball Times All-America Second Team
 NABC State Farm Coaches' Division I All-America Third Team
 Lute Olson All-America
 AP All-America Honorable Mention
 Sporting News All-America Third Team
 NABC All-District 17
 USBWA All-District VIII
 USBWA All-District VIII Player of the Year
 Wooden Award Candidate
 Naismith Trophy Candidate
 MWC All-Tournament
 All-MWC First Team
 Oscar Robertson Trophy Finalist



JACKSON EMERY

2010 USBWA All-District VIII
 2010 NABC All-District 17 Second Team
 2010 All-MWC Second Team
 2010 MWC All-Defensive Team
 2010 MWC Academic All-Conference
 2009 HoopTV Las Vegas Classic All-Tournament

TYLER HAWS

2010 All-MWC Third Team
 2010 MWC Academic All-Conference
 2009 HoopTV Las Vegas Classic All-Tournament

JONATHAN TAVERNARI

2010 MWC Sixth Man of the Year
 2010 All-MWC Third Team
 2009-10 MWC Player of the Week (Jan. 11)

DAVE ROSE

Claire Bee Coach of the Year Finalist
 USBWA Most Courageous Award



GAME 1

BYU vs. Bradley (11.13.09) PROVO, UTAH

BYU VS. BRADLEY – GAME #1

11/13/09 7:30 p.m. at Marriott Center, Provo, Utah
VISITORS: Bradley Braves 0-1, 0-0 MVC

#	Player	tot-fg		3-pt		rebounds							a	to	blk	s	min	
		fg	fga	fg	fga	fta	of	de	tot	pf	tp							
02	Dunson, Dodie	f	0	4	0	2	0	2	0	1	1	2	0	1	0	0	0	25
24	Warren, Andrew	f	4	13	2	5	3	3	2	4	6	2	13	3	3	0	0	35
54	Singh, Sam	c	1	2	0	0	0	0	2	0	2	3	2	1	2	0	0	17
01	McCain, Eddren	g	2	6	0	3	2	4	3	1	4	3	6	1	1	0	1	24
05	Maniscalco, Sam	g	3	10	3	5	6	6	0	2	2	4	15	2	2	0	1	34
21	Egolf, Will	g	3	5	0	0	0	0	0	3	3	6	0	3	0	0	0	12
23	Roberts, Chris	g	5	7	1	2	5	8	1	4	5	3	16	2	2	1	2	26
32	Simms-Edwards, D.	g	0	2	0	0	0	2	0	2	2	0	2	2	0	1	14	
34	Knezevic, Milo	g	0	0	0	0	0	0	0	0	0	0	0	0	0	1	0	0
41	Thompson, Anthony	g	0	1	0	0	2	2	0	3	3	0	2	0	0	1	0	13
TEAM																		
Totals.....			18	50	6	17	18	27	10	22	32	22	60	12	15	3	5	200

TOTAL FG%	1st Half: 6-22 27.3%	2nd Half: 12-28 42.9%	Game: 36.0%	DEADBALL
3-Pt. FG%	1st Half: 3-8 37.5%	2nd Half: 3-9 33.3%	Game: 35.3%	REBOUNDS
F Throw %	1st Half: 10-12 83.3%	2nd Half: 8-15 53.3%	Game: 66.7%	2

HOME TEAM: BYU COUGARS 1-0; MVC 0-0

#	Player	tot-fg		3-pt		rebounds							a	to	blk	s	min	
		fg	fga	fg	fga	fta	of	de	tot	pf	tp							
04	EMERY, Jackson	f	1	4	1	3	2	2	0	6	6	4	5	2	1	0	1	22
24	TAVERNARI, Jon.	f	5	18	3	8	0	0	0	4	4	3	13	0	4	0	1	33
54	MILES, Chris	c	1	2	0	0	0	0	1	2	3	1	2	2	0	0	0	17
01	ABOUO, Charles	g	2	7	0	1	0	0	3	2	5	2	4	0	2	1	2	18
32	FREDETTE, Jimmer	g	6	14	1	5	12	14	1	4	5	1	25	4	2	0	0	37
00	DAVIES, Brandon	g	1	1	0	0	1	4	3	0	3	4	3	0	2	1	0	10
02	MORGAN, JR., Lamont	g	0	0	0	0	0	0	0	0	0	0	0	0	0	0	0	3
10	LOYD, JR., Michael	g	4	4	2	2	0	1	4	4	1	10	0	0	0	1	22	
12	MAGNUSSON, Logan	g	0	1	0	0	0	0	1	1	2	0	0	1	0	0	0	2
15	ANDERSON, James	g	0	0	0	0	0	0	0	0	2	0	0	0	0	0	0	2
23	HAWES, Tyler	g	0	2	0	0	4	6	2	5	7	3	4	2	0	0	0	19
34	HARTSOCK, Noah	g	2	2	0	0	0	0	2	0	2	3	4	0	0	1	0	15
TEAM																		
Totals.....			22	55	7	19	19	27	14	30	44	24	70	11	11	3	5	200

TOTAL FG%	1st Half: 12-32 37.5%	2nd Half: 10-23 43.5%	Game: 40.0%	DEADBALL
3-Pt. FG%	1st Half: 5-14 35.7%	2nd Half: 2-5 40.0%	Game: 36.8%	REBOUNDS
F Throw %	1st Half: 3-5 60.0%	2nd Half: 16-22 72.7%	Game: 70.4%	4

Officials: Tom O'Neill, David Hall, Kelly Self
Technical fouls: BRADLEY BRAVES-None. BYU COUGARS-None.
Attendance: 16276


Score by Periods	1st	2nd	Total
BRADLEY BRAVES	25	35	60
BYU COUGARS	32	38	70

Points in the paint-BRAD-M 16, BY 16. Points off turnovers-BRAD-M 12, BY 19.
2nd chance points-BRAD-M 11, BY 15. Fast break points-BRAD-M 2, BY 0.
Bench points-BRAD-M 24, BY 21. Score tied-1 time. Lead changed-1 time.
Last FG-BRAD-M 2nd-01:44, BY 2nd-05:09.
Largest lead-BRAD-M by 2 1st-19:30, BY by 13 2nd-05:09.

BYU - 70 BRADLEY - 60

GAME RECAP

In a hard-fought battle, the BYU men's basketball team opened the 2009-10 season with a 70-60 victory over Bradley at the Marriott Center in the first game of the Mountain West-Missouri Valley Challenge. The Cougars have now won their last three season openers. Jimmer Fredette led all scorers with 25 points on 6-of-14 shooting from the field and 12-of-14 from the free throw line while teammates Jonathan Tavernari and Michael Loyd, Jr. poured in 13 and 10 points, respectively. Loyd continuously scored big baskets in crucial moments to help the team by going 4-for-4 from the field and 2-for-2 behind the three-point arc while Fredette led with four assists in the game. Overall, the Cougars shot 40 percent from the field and 70 percent from the free throw line while the Braves had a 36 percent outing. BYU guard Jackson Emery led the team with six defensive rebounds while sophomore Charles Abouo and freshman Brandon Davies had three offensive rebounds apiece. The Braves' Chris Roberts led Bradley with 16 points by going 5-of-7 from the field while Sam Maniscalco had a huge first half and finished the game with 15 points. Brave forward Andrew Warren contributed 13 points.





GAME 2

BYU vs. Idaho State (11.17.09) PROVO, UTAH

BYU - 87
IDAHO STATE - 53

GAME RECAP

Strong guard play by Jimmer Fredette and Jackson Emery led the BYU men's basketball team to an 87-53 victory over Idaho State in the Marriott Center. Fredette scored a game-high 22 points, followed closely by Emery with 19 points. Emery had an all-around strong performance as he also led the Cougars in rebounds (7) and assists (3) in addition to tying Fredette with a team-high three steals. After holding a single-digit lead for much of the first half, Chris Miles scored four-straight points to start a 15-0 run. BYU led 43-24 at the half. Fredette had the hot hand after the break, making a three-point basket and a jumper in the first minute of the second half to put the Cougars ahead 48-26. Both teams were successful offensively in the second half of play but Idaho State was unable to overcome the halftime deficit.



BYU VS. IDAHO STATE – GAME #2

11/17/09 7:30 p.m. at Marriott Center, Provo, Utah
VISITORS: Idaho State 0-3, 0-0 Big Sky

##	Player	tot-fg		3-pt		rebounds													
		fg	fga	fg	fga	fta	of	de	tot	pf	tp	a	to	blk	s	min			
21	MONROE, Dem.	f	3	11	0	0	1	1	6	5	11	1	7	1	3	0	1	30	
33	BUSMA, Deividas	c	3	7	0	0	5	6	0	0	3	11	0	1	0	0	25		
01	MORGAN, Amorrow	g	3	13	1	3	6	7	0	3	3	1	13	2	4	0	2	37	
02	GILCHREST, Brod.	g	0	6	0	1	3	4	1	4	5	2	3	3	3	0	2	33	
20	CARSON, Donnie	g	3	8	1	1	0	0	2	2	4	1	7	1	0	1	0	24	
04	LITTLE, Rolando	g	4	5	0	0	1	4	0	2	2	3	9	0	0	0	16		
05	LACEY, Mike	g	0	0	0	0	0	0	0	0	0	2	0	0	2	0	1	6	
12	BALDWIN, Sherrod	g	0	0	0	0	0	0	0	1	1	1	0	0	2	0	1	9	
23	KILPATRICK, Austin	g	1	4	1	4	0	0	0	1	1	1	3	1	0	0	12		
25	TATUM, Chron	g	0	2	0	0	0	0	0	1	1	3	0	0	0	0	8		
TEAM																			
Totals.....		17	56	3	9	16	22	12	21	33	18	53	8	16	1	7	200		

TOTAL FG%	1st Half: 8-30 26.7%	2nd Half: 9-26 34.6%	Game: 30.4%	DEADBALL
3-Pt. FG%	1st Half: 3-4 75.0%	2nd Half: 0-5 0.0%	Game: 33.3%	REBOUNDS
F Throw %	1st Half: 5-5 100%	2nd Half: 11-17 64.7%	Game: 72.7%	1

HOME TEAM: BYU COUGARS 2-0 ; MWC 0-0

##	Player	tot-fg		3-pt		rebounds													
		fg	fga	fg	fga	fta	of	de	tot	pf	tp	a	to	blk	s	min			
01	ABOUO, Charles	f	3	4	0	0	2	2	4	6	1	8	1	1	1	1	10		
24	TAVERNARI, Jon.	f	2	12	0	6	0	2	4	6	2	4	2	0	0	1	21		
54	MILES, Chris	c	1	4	0	0	2	2	2	4	1	4	0	0	1	0	15		
04	EMERY, Jackson	g	6	9	5	8	2	2	3	4	7	4	19	3	2	0	26		
32	FREDETTE, Jimmer	g	7	13	2	3	6	7	2	1	3	0	22	2	3	0	30		
00	DAVIES, Brandon	g	0	1	0	0	2	2	1	3	4	2	2	1	0	1	14		
02	MORGAN, JR., Lamont	g	1	2	0	0	0	0	0	0	0	2	0	0	0	0	10		
10	LOYD, JR., Michael	g	2	6	1	4	1	2	0	2	2	0	6	2	3	0	17		
12	MAGNUSSON, Logan	g	1	2	0	0	0	0	3	3	0	2	0	0	0	0	6		
13	ZYLSTRA, Brock	g	0	0	0	0	0	0	0	0	1	0	0	0	0	0	2		
15	ANDERSON, James	g	1	1	0	0	1	2	1	2	0	3	0	0	0	0	4		
23	HAWS, Tyler	g	4	7	0	3	1	1	0	5	5	4	9	6	2	1	24		
34	HARTSOCK, Noah	g	2	3	0	0	2	2	2	3	5	0	6	2	0	2	1	21	
TEAM																			
Totals.....		30	64	8	24	19	22	15	32	47	15	87	19	9	7	10	200		

TOTAL FG%	1st Half: 13-30 43.3%	2nd Half: 17-34 50.0%	Game: 46.9%	DEADBALL
3-Pt. FG%	1st Half: 3-11 27.3%	2nd Half: 5-13 38.5%	Game: 33.3%	REBOUNDS
F Throw %	1st Half: 14-15 93.3%	2nd Half: 5-7 71.4%	Game: 86.4%	1

Officials: Rueben Ramos, Mike Irving, Jimmy Casas
Technical fouls: Idaho State-None. BYU COUGARS-None.
Attendance: 8637

Score by Periods	1st	2nd	Total
Idaho State	24	29	53
BYU COUGARS	43	44	87

Points in the paint-ISU 16, BY 36. Points off turnovers-ISU 4, BY 25.
2nd chance points-ISU 12, BY 19. Fast break points-ISU 0, BY 10.
Bench points-ISU 12, BY 30. Score tied-1 time. Lead changed-6 times.
Last FG-ISU 2nd-04:13, BY 2nd-00:16.
Largest lead-ISU by 3 1st-16:37, BY by 35 2nd-00:16.

GAME 3

BYU vs. Hawaii (11.20.09) HONOLULU, HAWAII

BYU AT HAWAII – GAME #3

11/20/09 7:05 p.m. at Stan Sheriff Center - Honolulu, HI
VISITORS: Brigham Young 3-0

#	Player	tot-fg		3-pt		rebounds							tp	a	to	blk	s	min
		fg	fga	fg	fga	ft	fta	of	de	tot	pf							
04	EMERY, Jackson	* 4	7	1	4	2	4	2	4	6	2	11	2	2	1	3	27	
23	HAWS, Tyler	* 4	9	0	2	4	4	0	0	0	3	12	1	1	0	1	25	
24	TAVERNARI, Jon.	* 7	14	3	7	0	0	5	5	2	17	1	0	0	2	29		
32	FREDETTE, Jimmer	* 9	14	0	2	2	2	0	0	0	2	20	8	2	1	2	32	
54	MILES, Chris	* 0	0	0	0	0	0	0	1	1	2	0	0	0	0	3		
00	DAVIES, Brandon	3	3	0	0	0	0	0	1	1	6	1	1	0	0	10		
01	ABUQUO, Charles	1	3	0	0	0	0	1	0	1	2	2	0	1	0	14		
02	MORGAN, JR., Lamont	1	2	0	0	0	0	1	0	1	0	2	2	1	0	17		
10	LOYD, JR., Michael	2	3	2	2	0	0	0	0	0	6	0	0	0	0	14		
12	MAGNUSSON, Logan	0	0	0	0	0	0	0	0	0	0	0	0	0	0	2		
13	ZYLSTRA, Brock	1	1	0	0	0	0	0	0	0	2	0	0	0	0	1		
15	ANDERSON, James	0	1	0	0	0	0	3	1	4	2	0	0	0	0	10		
34	HARTSOCK, Noah	2	4	0	0	1	1	3	4	7	3	5	0	2	1	26		
TEAM		1 1																
Totals.....		34	61	6	17	9	11	11	16	27	19	83	15	10	3	11	200	

TOTAL FG%	1st Half: 18-33 54.5%	2nd Half: 16-28 57.1%	Game: 55.7%	DEADBALL
3-Pt. FG%	1st Half: 4-11 36.4%	2nd Half: 2-6 33.3%	Game: 35.3%	REBOUNDS
F Throw %	1st Half: 1-1 100%	2nd Half: 8-10 80.0%	Game: 81.8%	0,1

HOME TEAM: Hawai'i 2-2

#	Player	tot-fg		3-pt		rebounds							tp	a	to	blk	s	min
		fg	fga	fg	fga	ft	fta	of	de	tot	pf							
01	Balocka, Petras	* 5	8	0	0	2	2	4	6	10	3	12	4	2	0	0	26	
02	Thompson, Hiram	* 3	6	2	3	7	7	1	5	6	1	15	5	6	0	0	34	
05	Williams, Dwain	* 0	5	0	3	0	0	1	2	3	2	0	1	1	0	0	26	
21	Campbell, Paul	* 1	7	0	0	3	5	4	0	4	1	5	0	0	1	1	20	
23	Flemings, Rod.	* 5	12	0	0	2	4	1	0	1	4	12	1	5	1	0	34	
12	Enos, Rykin	0	1	0	1	0	0	0	0	0	0	0	0	0	0	1	1	
15	Albrechtson, Beau	0	0	0	0	0	0	0	0	0	0	0	0	0	0	0	1	
20	Lay, Jeremy	1	4	1	3	5	7	1	2	3	3	8	1	1	0	1	23	
22	Lutu, Leroy	0	1	0	0	0	0	0	0	0	0	0	1	0	0	3		
24	Mayen, Adhar	5	7	1	2	0	0	3	3	3	11	2	2	0	1	23		
25	Xiang, Ji	1	2	0	0	2	2	0	2	0	2	0	0	0	0	1		
32	Adams, Brandon	0	0	0	0	0	0	0	0	0	0	0	2	0	0	8		
TEAM		5 5 1																
Totals.....		21	53	4	12	19	27	19	18	37	17	65	15	20	2	4	200	

TOTAL FG%	1st Half: 12-24 50.0%	2nd Half: 9-29 31.0%	Game: 39.6%	DEADBALL
3-Pt. FG%	1st Half: 2-6 33.3%	2nd Half: 2-6 33.3%	Game: 33.3%	REBOUNDS
F Throw %	1st Half: 5-9 55.6%	2nd Half: 14-18 77.8%	Game: 70.4%	4

Officials: David Hall, Larry Spaulding, Chris Rastatter
Technical fouls: Brigham Young-None. Hawai'i-None.
Attendance: 5891


Score by Periods	1st	2nd	Total
BYU COUGARS	41	42	83
Hawai'i	31	34	65

Points in the paint-BY 40,UH 28. Points off turnovers-BY 32,UH 8.
2nd chance points-BY 13,UH 10. Fast break points-BY 2,UH 0.
Bench points-BY 23,UH 21. Score tied-2 times. Lead changed-3 times.
Last FG-BY 2nd-00:42, UH 2nd-00:23.
Largest lead-BY by 22 2nd-05:32, UH by 2 1st-19:47.

BYU - 83
HAWAII - 65

GAME RECAP

BYU head coach Dave Rose became the fastest coach in program history to 100 wins, leading the Cougars to an 83-65 win over Hawai'i. Rose achieved the milestone in 134 games, surpassing Roger Reid who reached 100 wins in 143 games. Jimmer Fredette scored at least 20 points for the third-straight game, finishing with 20 points (9-of-14), a season-high eight assists, two steals and a block. Jonathan Tavernari rebounded from a slow start to the season, adding 17 points, five rebounds and two steals. BYU (3-0) blew the game open with a hot start coming out of halftime, turning a ten-point lead into 18 points in less than five minutes. The Cougars quickly went on a 13-0 run, jumping out to a lead from which the Rainbow Warriors could never recover. The Cougar bench provided a spark, scoring 23 points as a unit including 19 in the first half. Freshman Brandon Davies scored six while Michael Loyd, Jr., hit a pair of treys. Noah Hartsock again capitalized on the minutes given to him, grabbing seven rebounds to go with five points, a steal and a blocked shot. The Cougars shot 56 percent from the field as a team while keeping control of the ball with a season-low ten turnovers. On the defensive end, BYU forced Hawai'i (2-2) into 20 giveaways, turning the turnovers into 32 points.





GAME 4

BYU vs. Southern (11.24.09) PROVO, UTAH

BYU - 107 SOUTHERN - 51

GAME RECAP

In the highest-scoring game for a Cougar squad since Nov. 16, 2007, the BYU men's basketball team ran away from the Jaguars of Southern University at the Marriott Center, 107-51. All 13 players scored points against the Jaguars, Logan Magnusson scoring his first and the team's last points of the game off of a three-pointer with 20 seconds left in the game. All 13 players also tallied at least one rebound on the night. Five Cougars were in double figures with Jackson Emery the leading scorer with 16 points. Jonathan Tavernari and Chris Miles each tallied 14 points while Charles Abouo added 11. Jimmer Fredette had a double-double with 12 points and 10 assists while true freshman Brandon Davies led the team with eight rebounds. The team earned 40 points off of 22 Southern turnovers, along with 25 second-chance points, shooting 56.5 percent from the field for the entire game. Emery sparked a 15-2 run with back-to-back-to-back three pointers. He was 3-of-4 from downtown in the first half. Noah Hartsock had back-to-back field goals to extend the lead to 33-14. To end the half, the Cougars chalked up an 8-0 run, topped off with the first dunk of the season from Emery with five seconds left. Emery led BYU in points at the half with 13, shooting 2-of-2 free throws, 3-of-4 treys and 4-of-7 from the field while also adding five steals.



BYU VS. SOUTHERN – GAME #4

11/24/09 7:05 p.m. at Marriott Center, Provo, Utah
VISITORS: Southern 0-4

##	Player	tot-fg		3-pt		rebounds												
		fg	fga	fg	fga	ft	fta	of	de	tot	pf	tp	a	to	blk	s	min	
30	INGRAM, Julius	f	2	3	0	0	0	0	2	1	3	1	4	0	1	0	0	16
31	WILLIAMS, Jazz	f	6	17	2	7	0	1	1	4	5	2	14	0	3	1	2	32
50	DOGGETT, Quin.	f	1	6	0	0	3	4	0	3	3	3	5	0	0	2	1	24
54	JONES, Earnest	f	5	10	1	1	4	6	3	4	7	4	15	0	1	0	0	29
05	WALLS, Nick	g	1	4	0	0	0	2	1	1	2	0	2	7	6	0	0	26
02	WHITE, Brandon	0	1	0	0	0	0	1	0	1	0	1	0	0	0	0	1	5
10	NIXON, Jr., Norm	0	2	0	1	0	0	0	0	0	0	0	0	0	2	0	0	1
23	WOLLMAN, McCall	1	2	0	0	0	0	0	1	0	1	0	2	0	1	0	1	14
32	GRACE, Jameel	1	2	0	0	0	0	0	0	0	0	2	1	4	0	1	14	
33	SANFORD, Blake	0	0	0	0	0	0	0	1	1	0	0	0	0	0	0	0	3
35	DIXON, Horace	1	4	0	0	0	0	0	1	1	2	2	0	3	1	0	21	
44	LEE, Bobby	2	4	1	3	0	0	0	1	1	0	5	0	1	1	2	8	
53	MCGILVEARY, Tony	0	2	0	0	0	0	0	0	0	0	0	0	0	0	0	0	7
TEAM		1 2 3																
Totals.....		20	57	4	12	7	13	10	18	28	13	51	8	22	5	8	199	

TOTAL FG%	1st Half: 10-26 38.5%	2nd Half: 10-31 32.3%	Game: 35.1%	DEADBALL
3-Pt. FG%	1st Half: 2-4 50.0%	2nd Half: 2-8 25.0%	Game: 33.3%	REBOUNDS
F Throw %	1st Half: 0-2 0.0%	2nd Half: 7-11 63.6%	Game: 53.8%	3

HOME TEAM: BYU Cougars 4-0

##	Player	tot-fg		3-pt		rebounds												
		fg	fga	fg	fga	ft	fta	of	de	tot	pf	tp	a	to	blk	s	min	
24	TAVERNARI, Jon.	f	6	12	2	7	0	0	2	2	4	0	14	1	0	1	2	15
54	MILES, Chris	c	6	8	0	0	2	2	3	5	0	14	1	1	0	0	0	17
04	EMERY, Jackson	g	5	10	4	6	2	2	0	3	3	2	16	2	1	0	5	23
23	HAWS, Tyler	g	2	7	0	1	1	1	3	4	0	5	0	0	0	1	23	
32	FREDETTE, Jimmer	g	5	11	2	2	0	0	2	1	3	1	12	10	0	0	18	
00	DAVIES, Brandon	4	7	0	0	0	0	2	6	8	3	8	0	2	1	1	18	
01	ABOOU, Charles	3	5	2	2	3	4	1	2	3	0	11	3	1	1	1	17	
02	MORGAN, JR., Lamont	2	3	0	0	0	0	0	2	2	0	4	7	2	0	1	22	
10	LOYD, JR., Michael	2	2	2	2	0	0	0	1	1	1	6	2	1	0	0	11	
12	MAGNUSSON, Logan	1	2	1	2	0	0	2	3	5	0	3	1	1	0	0	11	
13	ZYLSTRA, Brock	1	3	0	1	0	0	0	1	1	0	2	0	0	0	0	5	
15	ANDERSON, James	2	3	0	0	0	0	1	0	1	2	4	0	1	0	2	6	
34	HARTSOCK, Noah	3	5	0	0	2	2	3	5	1	8	0	1	0	0	0	14	
TEAM		3 3																
Totals.....		42	78	13	23	10	11	18	30	48	10	107	27	11	3	17	200	

TOTAL FG%	1st Half: 22-41 53.7%	2nd Half: 20-37 54.1%	Game: 53.8%	DEADBALL
3-Pt. FG%	1st Half: 7-12 58.3%	2nd Half: 6-11 54.5%	Game: 56.5%	REBOUNDS
F Throw %	1st Half: 6-6 100%	2nd Half: 4-5 80.0%	Game: 90.9%	1

Officials: Bill Gracey, Rick Batsell, Frank Harvey, III
Technical fouls: Southern-None. BYU Cougars-None.

Attendance: 9596

Score by Periods	1st	2nd	Total
Southern	22	29	51
BYU Cougars	57	50	107

Points in the paint-SU 22, BY 48. Points off turnovers-SU 7, BY 40.
2nd chance points-SU 10, BY 25. Fast break points-SU 2, BY 12.
Bench points-SU 11, BY 46. Score tied-1 time. Lead changed-4 times.
Last FG-SU 2nd-00:29, BY 2nd-00:12.
Largest lead-SU by 2 1st-17:57, BY by 56 2nd-00:12.

GAME 5

BYU vs. Weber State (11.27.09) PROVO, UTAH

BYU VS. WEBER STATE – GAME #5

11/27/09 7:32 pm at Marriott Center, Provo, Utah

VISITORS: Weber State 1-4

#	Player	tot-fg		3-pt		rebounds					tp	a	to	blk	s	min	
		fg	fga	fg	fga	ft	fta	of	de	tot							pf
01	LILLARD, Damian	* 8	16	4	8	3	3	1	3	4	4	23	3	4	0	3	31
03	BULLINGER, Kyle	* 3	10	1	4	2	2	2	7	9	1	9	1	1	0	1	35
12	HANSEN, Nick	* 0	3	0	3	0	0	0	2	2	2	0	0	1	0	1	19
15	HUGHEY, Lindsey	* 6	9	4	5	0	0	0	2	2	2	16	1	5	0	1	32
45	PANOS, Steve	* 0	5	0	0	2	2	0	1	1	4	2	0	0	0	0	9
21	NOBLE, Josh	0	0	0	0	0	0	0	0	0	0	0	0	0	0	0	1
23	SESSION, Franklin	2	6	0	1	3	6	3	1	4	4	7	4	4	0	2	31
33	WASHINGTON, Matt	2	2	0	0	2	2	2	2	2	2	6	0	2	1	0	10
55	MORRIS, Trevor	3	9	0	0	1	4	4	3	7	3	7	1	1	2	0	32
	TEAM							4	4								
	Totals.....	24	60	9	21	13	19	16	21	37	22	70	10	18	3	8	200

TOTAL FG%	1st Half: 13-31 41.9%	2nd Half: 11-29 37.9%	Game: 40.0%	DEADBALL
3-Pt. FG%	1st Half: 2-9 22.2%	2nd Half: 7-12 58.3%	Game: 42.9%	REBOUNDS
F Throw %	1st Half: 6-8 75.0%	2nd Half: 7-11 63.6%	Game: 68.4%	3

HOME TEAM: BYU COUGARS 5-0

#	Player	tot-fg		3-pt		rebounds					tp	a	to	blk	s	min	
		fg	fga	fg	fga	ft	fta	of	de	tot							pf
24	TAVERNARI, Jon.	f 5	10	1	2	3	4	0	7	7	4	14	1	1	0	2	32
54	MILES, Chris	c 2	3	0	0	1	2	1	2	3	2	5	0	1	0	0	24
04	EMERY, Jackson	g 5	8	4	6	1	2	0	3	3	4	15	1	1	0	2	12
23	HAWS, Tyler	g 1	5	0	0	3	4	2	1	3	0	5	1	2	0	2	23
32	FREDETTE, Jimmer	g 5	13	3	5	10	10	0	2	2	1	23	7	2	1	1	32
00	DAVIES, Brandon	3	3	0	0	4	4	2	2	4	1	10	0	0	0	1	11
01	ABOUBO, Charles	0	4	0	2	5	6	2	1	3	1	5	1	0	1	1	13
02	MORGAN, JR., Lamont	0	0	0	0	0	0	0	0	0	2	0	0	1	0	0	11
10	LOYD, JR., Michael	2	2	0	0	1	1	0	0	0	1	5	1	3	0	1	19
12	MAGNUSSON, Logan	0	0	0	0	0	0	0	0	0	0	0	0	0	0	0	1
13	ZYLSTRA, Brock	0	0	0	0	0	0	0	0	0	0	0	0	0	0	0	1
15	ANDERSON, James	0	0	0	0	0	0	0	1	1	0	0	0	0	0	0	2
34	HARTSOCK, Noah	2	3	1	1	0	0	0	3	3	0	5	0	0	1	1	19
	TEAM							1	2								
	Totals.....	25	51	9	16	28	33	8	23	31	16	87	12	11	3	11	201

TOTAL FG%	1st Half: 11-29 37.9%	2nd Half: 14-22 63.6%	Game: 49.0%	DEADBALL
3-Pt. FG%	1st Half: 2-6 33.3%	2nd Half: 7-10 70.0%	Game: 56.3%	REBOUNDS
F Throw %	1st Half: 14-18 77.8%	2nd Half: 14-15 93.3%	Game: 84.8%	2

Officials: Chris Rastatter, Kevin Cutler, Jim Casas

Technical fouls: Weber State-None. BYU COUGARS-None.

Attendance: 11892

Score by Periods	1st	2nd	Total
Weber State	34	36	70
BYU COUGARS	38	49	87

Points in the paint-WSU 26, BYU 24. Points off turnovers-WSU 18, BYU 16.
2nd chance points-WSU 7, BYU 14. Fast break points-WSU 8, BYU 8.
Bench points-WSU 20, BYU 25. Score tied-6 times. Lead changed-4 times.
Last FG-WSU 2nd-01:56, BYU 2nd-02:18.
Largest lead-WSU by 3 2nd-18:18, BYU by 18 2nd-02:18.

BYU - 87 WEBER STATE - 70

GAME RECAP

A three-pointer barrage by Jackson Emery and Jimmer Fredette blew open a close game in the second half as BYU remained perfect on the season with an 87-70 win over Weber State in the Marriott Center. Junior Jimmer Fredette led the Cougars with 23 points on the night, going 10-of-10 from the foul stripe and 3-of-5 from the three-point arc. He also led the team in assists with seven. Junior Jackson Emery added 15 points, shooting 4-of-6 from the three-point line. Senior Jonathan Tavernari had 14 points while freshman Brandon Davies added 10 points. BYU led 25-11 but Weber State fought back to trail 38-34 at the half. The Wildcats opened the second half with a 9-2 run to lead 43-40. Trailing 54-53, the Cougars went on a 14-3 run that included back-to-back threes from Emery to take a 10-point lead. Noah Hartsock gave BYU a 76-60 lead with a three with 4:50 remaining.






GAME 6

BYU vs. Utah State (12.2.09) LOGAN, UTAH

BYU - 61 UTAH STATE - 71

GAME RECAP

BYU men's basketball suffered its first loss of the 2009-10 season, falling 71-61 at Utah State at the Spectrum. Jimmer Fredette led BYU with 19 points, seven rebounds and two assists while Chris Miles added 11 points and five rebounds. Utah State was led by Jared Quayle's 22 points and four assists. With the scored tied at three-apiece, BYU went on a 7-0 run to lead 10-3. The Aggies answered with an 8-0 run, but BYU did one point better, coming back with a 9-0 run of its own. Hartsock had a bucket and two blocks that led to five points, including a three-point play by Charles Abouo. Utah State put together a six-point rally, but Fredette answered by hitting two threes to put BYU ahead 25-19 with 5:58 remaining before the half. The Cougars maintained their lead, though Utah State's Tyler Newbold hit a three and two free throws in the final two minutes to cut BYU's lead to three, 35-32 at the half. With BYU leading 39-38 in the second half, Utah State scored the next five points to take the lead for good.



BYU VS. UTAH STATE – GAME #6

Brigham Young vs Utah State
12-02-09 7:05 p.m. at Logan, Utah (Dee Glen Smith Spectrum)

VISITORS: BYU Cougars 5-1

##	Player	tot-fg		3-pt		rebounds												
		fg	fga	fg	fga	fta	of	de	tot	pf	tp	a	to	blk	s	min		
24	TAVERNARI, Jonathan	f	1	11	1	5	1	2	1	7	8	0	4	1	1	0	1	26
54	MILES, Chris	c	5	9	0	0	1	1	1	4	5	4	11	1	0	1	0	22
04	EMERY, Jackson	g	2	6	2	6	2	2	0	0	0	4	8	0	0	0	1	26
23	HAWS, Tyler	g	4	7	0	1	0	1	2	1	3	2	8	0	1	0	1	26
32	FREDETTE, Jimmer	g	5	15	3	6	6	2	5	7	1	19	2	3	0	1	35	
00	DAVIES, Brandon		0	1	0	0	0	0	0	0	0	1	0	0	1	0	7	
01	ABOUO, Charles		1	1	0	0	3	5	0	2	2	4	5	0	3	0	15	
02	MORGAN, JR., Lamont		1	1	0	0	0	0	0	1	1	0	2	3	0	0	6	
10	LOYD, JR., Michael		0	0	0	0	0	0	0	0	2	0	0	0	0	0	11	
12	MAGNUSSON, Logan		0	0	0	0	0	0	1	1	0	0	0	0	0	0	1	
13	ZYLSTRA, Brock		0	0	0	0	0	0	0	0	0	0	0	0	0	0	1	
15	ANDERSON, James		0	0	0	0	0	0	0	0	1	0	0	0	0	0	2	
34	HARTSOCK, Noah		2	3	0	0	0	0	0	4	4	2	4	1	0	2	0	22
TEAM										1	1							
Totals.....			21	54	6	18	13	17	7	25	32	21	61	8	9	3	4	200

TOTAL FG%	1st Half: 13-28 46.4%	2nd Half: 8-26 30.8%	Game: 38.9%	DEADBALL
3-Pt. FG%	1st Half: 5-10 50.0%	2nd Half: 1-8 12.5%	Game: 33.3%	REBOUNDS
F Throw %	1st Half: 4-5 80.0%	2nd Half: 9-12 75.0%	Game: 76.5%	2

HOME TEAM: Utah State 4-2

	tot-fg		3-pt		rebounds									
	fg	fga	fg	fga	fta	of	de	tot	pf	tp	a	to	blk	s
TOTAL FG%	1st Half: 12-31 38.7%	2nd Half: 10-21 47.6%	Game: 42.3%	DEADBALL										
3-Pt. FG%	1st Half: 1-5 20.0%	2nd Half: 3-8 37.5%	Game: 30.8%	REBOUNDS										
F Throw %	1st Half: 7-9 77.8%	2nd Half: 16-19 84.2%	Game: 82.1%	1										

Officials: Verne Harris, Chris Rastatter, Michael Irving
Technical fouls: Brigham Young-None. Utah State-None.
Attendance: 10270

Score by Periods	1st	2nd	Total
BYU COUGARS	35	26	61
Utah State	32	39	71

Points in the paint-BY 16,USU 26. Points off turnovers-BY 5,USU 4.

2nd chance points-BY 5,USU 13. Fast break points-BY 0,USU 0.
Bench points-BY 11,USU 13. Score tied-3 times. Lead changed-5 times.
Last FG-BY 2nd-00:04, USU 2nd-06:39.
Largest lead-BY by 8 1st-08:45, USU by 15 2nd-00:55.

GAME 7

BYU vs. San Francisco (12.5.09) SALT LAKE CITY, UTAH

BYU VS. SAN FRANCISCO – GAME #7

12/05/09 4:05 pm at Energy Solutions Arena, Salt Lake City

VISITORS: San Francisco 2-6

##	Player	tot-fg		3-pt		rebounds					tp	a	to	blk	s	min		
		fg	fga	fg	fga	ft	fta	of	de	tot							pf	
22	BLACKWELL, Perris	f	3	11	0	0	2	8	5	3	8	1	8	1	2	0	0	29
32	CALOJARO, Ang.	f	2	4	2	3	0	0	0	0	4	4	3	6	1	2	0	25
12	BRUHA, Tomas	c	1	4	0	0	0	0	3	4	7	2	2	0	2	0	1	18
01	VAUGHN, Kwame	g	4	8	0	2	2	3	0	2	2	1	10	1	1	0	0	30
13	GREEN, Rashad	g	0	2	0	1	2	4	0	1	1	3	2	2	2	0	1	19
05	WILLIAMS, Michael	1	4	0	2	0	0	0	0	1	1	2	2	2	1	0	0	20
11	BRYANT, Dontae	0	3	0	1	0	0	0	0	0	0	1	0	2	3	0	2	24
21	DIARRA, Moustapha	5	7	0	0	3	4	1	5	6	3	13	0	5	0	0	0	23
31	STOJILJKOVIC, Nikola	0	3	0	2	0	0	0	0	0	0	0	0	1	0	0	12	
TEAM		1 1 2																
Totals.....		16	46	2	11	9	19	10	21	31	16	43	9	19	0	4	200	

TOTAL FG%	1st Half: 10-23 43.5%	2nd Half: 6-23 26.1%	Game: 34.8%	DEADBALL
3-Pt. FG%	1st Half: 2-5 40.0%	2nd Half: 0-6 0.0%	Game: 18.2%	REBOUNDS
F Throw %	1st Half: 2-5 40.0%	2nd Half: 7-14 50.0%	Game: 47.4%	6

HOME TEAM: BYU COUGARS 6-1

##	Player	tot-fg		3-pt		rebounds					tp	a	to	blk	s	min		
		fg	fga	fg	fga	ft	fta	of	de	tot							pf	
34	HARTSOCK, Noah	f	1	2	0	0	0	0	0	5	5	2	2	2	0	2	2	28
54	MILES, Chris	c	2	4	0	0	1	1	2	3	4	5	0	0	1	0	15	
04	EMERY, Jackson	g	5	7	3	5	1	1	0	4	4	3	14	2	3	0	4	29
23	HAWS, Tyler	g	5	8	0	3	2	2	0	0	0	2	12	0	1	0	0	26
32	FREDETTE, Jimmer	g	4	8	1	2	4	4	0	3	3	1	13	6	5	0	2	28
00	DAVIES, Brandon	1	2	0	0	2	2	0	3	3	3	4	0	4	1	0	15	
01	ABOUBO, Charles	1	4	0	1	2	2	1	1	2	0	4	1	1	0	1	8	
02	MORGAN, JR., Lamont	2	2	1	1	0	0	0	0	0	0	5	3	0	0	1	12	
10	LOYD, JR., Michael	0	0	0	0	0	0	0	0	0	0	0	0	0	0	0	5	
12	MAGNUSSON, Logan	0	1	0	0	0	0	0	1	1	1	0	1	0	0	0	3	
13	ZYLSTRA, Brock	0	0	0	0	0	0	0	0	0	0	0	0	0	0	0	2	
15	ANDERSON, James	0	2	0	0	0	0	0	0	1	1	0	0	0	0	0	4	
24	TAVERNARI, Jon.	4	9	2	5	0	0	0	2	2	2	10	0	0	0	0	25	
TEAM		1 2 3																
Totals.....		25	49	7	17	12	12	3	24	27	19	69	15	14	4	10	200	

TOTAL FG%	1st Half: 14-26 53.8%	2nd Half: 11-23 47.8%	Game: 51.0%	DEADBALL
3-Pt. FG%	1st Half: 4-11 36.4%	2nd Half: 3-6 50.0%	Game: 41.2%	REBOUNDS
F Throw %	1st Half: 3-3 100%	2nd Half: 9-9 100%	Game: 100%	0

Officials: Bob Staffen, Mike Reed, Bill Kennedy

Technical fouls: San Francisco-None. BYU COUGARS-None.

Attendance: 10106

Score by Periods	1st	2nd	Total
San Francisco	24	19	43
BYU COUGARS	35	34	69

Tavernari (#24) sets BYU record for most 3-pointers in career (214).

Points in the paint-USF 22, BY 33. Points off turnovers-USF 7, BY 20.

2nd chance points-USF 5, BY 9. Fast break points-USF 2, BY 21.

Bench points-USF 15, BY 23. Score tied-1 time. Lead changed-2 times.

Last FG-USF 2nd-00:07, BY 2nd-02:25.

Largest lead-USF by 1 1st-17:04, BY by 32 2nd-02:25.

BYU - 60

SAN FRANCISCO - 43

GAME RECAP

The BYU Cougars triumphed over the San Francisco Dons at EnergySolutions Arena in Salt Lake City, defeating USF 69-43. Jackson Emery led the Cougars with 14 points, four steals, four rebounds and two assists while Jimmer Fredette added 13 points and six assists. Sophomore Noah Hartsock started for the first time in his career, setting a new career high with 28 minutes, while leading BYU with five rebounds and tying his career-highs in steals and assists with two in each category. Jonathan Tavernari became BYU's all-time leader in 3-point baskets, hitting a three off a pass from Fredette at the 8:56 mark in the second half. The trey was the senior's 214th, breaking the record previously held by Mark Bigelow. Freshman Brandon Davies sparked the Cougars in the first half, blocking a San Francisco shot against the backboard and throwing down a one-handed slam minutes later to give BYU a 15-8 lead. Emery hit his third three of the day and Fredette scored five-straight points to give the Cougars their largest lead of the day at 46-26.





GAME 8

BYU vs. Arizona State (12.8.09) PROVO, UTAH

BYU - 81 ARIZONA STATE - 68

GAME RECAP

Highlighted by a career night from freshman Tyler Haws, BYU defeated Arizona State 81-68 in the Marriott Center. Haws had the first double-double of his career with a team-leading 17 points and 11 rebounds. Jackson Emery also recorded 17 points, nailing five three-pointers to go with five rebounds, two assists and two steals. After a close battle in the first nine minutes, a layup by Michael Lloyd, Jr., proved to be the turning point for BYU. Brandon Davies' one-handed dunk and back-to-back treys by Jackson Emery helped the Cougars extend their lead. After a trey at the buzzer by Haws, BYU went into the locker room with a comfortable 16-point lead, 39-23, at halftime. Early in the second half, a foul sent Jimmer Fredette to the free throw line where the junior made both shots, hitting his 33rd-straight foul shot to pass Michael Smith's record for consecutive free throws made of 32 set in 1989. The Cougars led by as many as 20 in the second half but the Sun Devils charged back to cut the lead to four with 4:43 remaining. BYU responded with a 9-3 run and hit 10-of-10 from the free throw line to earn the win and improve to 7-1.



BYU VS. ARIZONA STATE – GAME #8

12/08/09 8:02 pm at Marriott Center, Provo, Utah
VISITORS: Arizona State 6-3

##	Player	tot-fg		3-pt		rebounds							min					
		fg	fga	fg	fga	fta	of	de	tot	pf	tp	a		to	blk	s		
30	Kuksiks, Rihards	f	4	10	4	8	1	2	0	3	3	4	13	1	0	1	0	29
02	Boateng, Eric	c	2	6	0	0	2	2	0	4	4	1	6	0	5	0	1	24
03	Abbott, Ty	g	2	7	0	3	0	0	1	3	4	5	4	1	0	1	0	26
10	McMillan, Jamelle	g	2	3	0	1	0	0	0	6	6	4	4	2	0	1	0	33
12	Glasser, Derek	g	6	11	3	5	7	8	0	1	1	0	22	5	3	0	1	36
11	Thompson, Brandon		0	0	0	0	0	0	0	0	0	0	0	0	0	0	0	1
22	Rudd, Victor		0	2	0	2	0	0	0	1	1	2	0	0	0	0	0	3
24	Lockett, Trent		2	3	0	0	3	4	0	2	2	2	7	1	2	0	0	22
32	Rohde, Taylor		2	3	0	0	4	5	1	1	2	0	8	0	0	0	0	14
40	Walker, Demetrius		1	2	1	1	2	0	2	2	0	4	0	0	0	0	0	4
44	Shipp, Jerren		0	0	0	0	0	0	0	1	1	1	0	0	2	0	0	8
	TEAM											1	1					
	Totals.....		21	47	8	20	18	23	2	25	27	19	68	10	12	3	2	200

TOTAL FG%	1st Half: 8-20 40.0%	2nd Half: 13-27 48.1%	Game: 44.7%	DEADBALL
3-Pt. FG%	1st Half: 0-5 0.0%	2nd Half: 8-15 53.3%	Game: 40.0%	REBOUNDS
F Throw %	1st Half: 7-8 87.5%	2nd Half: 11-15 73.3%	Game: 78.3%	3

HOME TEAM: BYU COUGARS 7-1

##	Player	tot-fg		3-pt		rebounds							min					
		fg	fga	fg	fga	fta	of	de	tot	pf	tp	a		to	blk	s		
34	HARTSOCK, Noah	f	6	9	0	0	1	1	1	3	4	1	13	0	0	0	1	25
54	MILES, Chris	c	2	2	0	0	2	3	1	1	2	4	6	0	1	0	1	12
04	EMERY, Jackson	g	5	9	5	9	2	3	0	5	3	17	2	1	0	1	0	26
23	HAWS, Tyler	g	5	10	1	3	6	6	5	6	11	1	17	3	2	0	0	37
32	FREDETTE, Jimmer	g	1	13	0	5	8	0	4	4	0	10	6	0	0	1	1	38
00	DAVIES, Brandon		1	1	0	0	0	0	1	2	3	3	2	1	1	0	0	17
01	ABOUO, Charles		2	2	1	1	0	0	0	0	3	5	0	0	0	0	0	10
02	MORGAN, JR., Lamont		0	0	0	0	0	0	0	0	0	0	1	0	1	0	0	6
10	LOYD, JR., Michael		1	3	0	2	0	0	0	0	1	2	2	0	0	1	4	
24	TAVERNARI, Jon.		2	8	1	3	4	4	0	5	2	9	4	1	1	1	25	
	TEAM										1	1						
	Totals.....		25	57	8	23	23	25	9	26	35	18	81	19	6	1	6	200

TOTAL FG%	1st Half: 13-30 43.3%	2nd Half: 12-27 44.4%	Game: 43.9%	DEADBALL
3-Pt. FG%	1st Half: 5-11 45.5%	2nd Half: 3-12 25.0%	Game: 34.8%	REBOUNDS
F Throw %	1st Half: 8-9 88.9%	2nd Half: 15-16 93.8%	Game: 92.0%	0

Officials: David Hall, Scott Thornley, Randal McCall
Technical fouls: Arizona State-None. BYU COUGARS-None.
Attendance: 11587

Score by Periods	1st	2nd	Total
Arizona State	23	45	68
BYU COUGARS	39	42	81

Points in the paint-ASU 26,BY 24. Points off turnovers-ASU 4,BY 8.
2nd chance points-ASU 2,BY 16. Fast break points-ASU 8,BY 6.
Bench points-ASU 19,BY 18. Score tied-4 times. Lead changed-1 time.
Last FG-ASU 2nd-01:07, BY 2nd-02:39.
Largest lead-ASU by 3 1st-16:19, BY by 20 2nd-16:55..

GAME 9

BYU vs. Fresno State (12.12.09) FRESNO, CALIFORNIA

BYU VS. FRESNO STATE – GAME #9

12/12/09 7 pm at Save Mart Center, Fresno, California

VISITORS: BYU 8-1

#	Player	tot-fg		3-pt		rebounds			pf	tp	a	to	blk	s	min				
		fg	fga	fg	fga	ft	of	de								tot			
34	HARTSOCK, Noah	f	4	5	0	0	1	3	1	10	11	2	9	0	0	1	0	26	
54	MILES, Chris	c	0	2	0	0	0	0	3	5	8	2	0	3	1	2	2	28	
04	EMERY, Jackson	g	1	8	0	5	2	2	0	0	0	2	4	0	0	0	4	15	
23	HAWS, Tyler	g	7	11	3	5	0	0	1	3	4	3	17	1	3	0	0	36	
32	FREDETTE, Jimmer	g	8	16	4	8	4	5	2	1	3	2	24	7	7	0	2	35	
00	DAVIES, Brandon	0	0	0	0	0	1	4	1	1	2	3	1	1	0	1	0	6	
01	ABOUO, Charles	0	1	0	0	0	0	0	0	0	0	2	0	0	0	0	0	3	
02	MORGAN, JR., Lamont 1	2	2	1	2	0	0	0	0	0	0	0	3	1	1	0	0	10	
10	LOYD, JR., Michael	2	4	0	1	0	0	0	0	0	0	0	4	3	2	0	0	15	
15	ANDERSON, James	0	0	0	0	0	0	0	0	0	0	1	0	0	1	0	0	3	
45	TAVERNARI, Jon.	4	11	2	6	0	0	0	0	4	3	10	1	3	0	2	23		
TEAM								2		3									
Totals.....		27	60	10	27	8	14	10	25	35	20	72	17	18	4	10	200		

TOTAL FG%	1st Half: 14-32 43.8%	2nd Half: 13-28 46.4%	Game: 45.0%	DEADBALL
3-Pt. FG%	1st Half: 6-15 40.0%	2nd Half: 4-12 33.3%	Game: 37.0%	REBOUNDS
F Throw %	1st Half: 1-1 100%	2nd Half: 7-13 53.8%	Game: 57.1%	3

HOME TEAM: Fresno State 4-5

#	Player	tot-fg		3-pt		rebounds			pf	tp	a	to	blk	s	min				
		fg	fga	fg	fga	ft	of	de								tot			
24	George, Paul	f	4	10	1	3	5	5	3	4	7	5	14	5	0	6	33		
30	Seay, Sylvester	f	6	13	2	5	2	4	1	6	7	2	16	3	7	1	1	34	
22	Smith, Greg	c	8	16	0	0	5	7	2	6	8	2	21	0	3	1	1	35	
12	Shepp, Steven	g	0	4	0	3	0	0	1	3	4	3	0	3	2	0	3	36	
32	Sperling, Brandon	g	1	3	0	1	2	2	1	3	4	1	4	4	2	0	3	26	
01	Ladd, Mike	3	8	1	3	1	2	1	0	1	0	8	0	1	0	0	21		
03	Kelly, Taylor	0	0	0	0	0	0	0	0	0	0	0	0	0	0	0	3		
11	Brown, Jerry	2	2	0	0	0	0	0	1	1	2	4	0	1	0	0	8		
42	Webster, Brandon	0	0	0	0	0	0	0	0	0	0	0	0	0	0	0	4		
TEAM								2		2									
Totals.....		24	56	4	15	15	20	9	25	34	15	67	15	21	2	14	200		

TOTAL FG%	1st Half: 10-26 38.5%	2nd Half: 14-30 46.7%	Game: 42.9%	DEADBALL
3-Pt. FG%	1st Half: 1-7 14.3%	2nd Half: 3-8 37.5%	Game: 26.7%	REBOUNDS
F Throw %	1st Half: 8-12 66.7%	2nd Half: 7-8 87.5%	Game: 75.0%	3,1

Officials: Larry Spaulding, Bobby McRoy, Jimmy Casas

Technical fouls: BYU-None. Fresno State-None.

Attendance: 4144

Score by Periods	1st	2nd	Total
BYU	35	37	72
Fresno State	29	38	67

Points in the paint-BY 22,FS 38. Points off turnovers-BY 22,FS 22.

2nd chance points-BY 14,FS 9. Fast break points-BY 19,FS 6.

Bench points-BY 18,FS 12. Score tied-2 times. Lead changed-6 times.

Last FG-BY 2nd-01:29, FS 2nd-00:05.

Largest lead-BY by 17 2nd-09:10, FS by 5 1st-10:20.

BYU - 72

FRESNO STATE - 67

GAME RECAP

Jimmer Fredette scored 18 points in the second half, finishing with 24, lifting BYU to a 72-67 win on the road against Fresno State and former Cougar coach Steve Cleveland. The Cougars improved to 8-1 on the year while the Bulldogs dropped to 4-5. Tyler Haws tied the career high set against Arizona State, scoring 17 points on 7-of-11 shooting and added four rebounds. Noah Hartssock was a point away from a double-double, grabbing a career best 11 rebounds and nine points. Chris Miles tied his own career high with eight rebounds on a night when the Cougars went up against a big and long Bulldog team. BYU led the Bulldogs 35-29 after the first period. The Cougars stayed in front in large part to six three-pointers. Two treys by Tyler Haws and Jonathan Tavernari for six unanswered points opened up a 29-27 lead to 35-27. Fredette came out in the second period firing, hitting 6-of-10 from the field. The junior guard also dished out seven assists and had three rebounds and two steals. With BYU's lead down to five at 42-37, the Cougars sprinted to their first double-digit lead on a 7-0 run that included back-to-back buckets by Fredette and a three by Jonathan Tavernari. After a Mike Ladd layup ended the run BYU reeled off seven more points, including five from Fredette and another bucket by Tavernari, to give the Cougars their biggest lead of 17 at 58-41.





GAME 10

BYU vs. Wagner (12.17.09) PROVO, UTAH

BYU - 77
WAGNER - 61

GAME RECAP

BYU stayed perfect at home on the season after defeating Wagner 77-61 at the Marriott Center. Freshman Tyler Haws led the Cougars with 16 points and added five rebounds while senior Jonathan Tavernari finished with 14 points and four rebounds for BYU (9-1). Noah Hartsock led BYU with eight rebounds and added 12 points. After trading baskets to start the game, the Cougars posted a 20-2 run, including a 14-0 streak, with scores from Tavernari, Miles, Jimmer Fredette, Haws and Abouo. Tavernari had back-to-back-to-back baskets, the first coming from a reverse layup on a fast break. BYU led 41-23 at the half. BYU came out of the locker room trading points with Wagner. Haws tallied a three-point play at the 16:37 mark to bring the score to 48-27. The Seahawks tried to gradually chip away at the score, but could not match the unselfish play of BYU as the Cougars had 10 players score and all thirteen players see minutes.



BYU VS. WAGNER – GAME #10

12/17/09 7:05 pm at Marriott Center, Provo, Utah
VISITORS: Wagner 1-8, 0-2 NEC

##	Player	tot-fg		3-pt		rebounds							min					
		fg	fga	fg	fga	fta	of	de	tot	pf	tp	a		to	blk	s		
05	CONSTANCE, Gar.	f	0	2	0	1	0	0	2	1	3	2	0	0	0	0	9	
13	ELWELL, Doug	f	1	4	0	3	0	0	2	2	0	2	0	1	0	0	14	
22	SPILLER, Clifton	c	1	2	0	0	2	4	3	4	7	1	4	1	1	1	10	
11	MARTIN, Chris	g	3	11	1	4	0	0	1	1	3	7	0	3	0	2	19	
24	CONRAD, Ryan	g	5	13	2	8	2	3	0	2	2	3	14	2	2	0	24	
01	MUNDWEILER, Danny	1	5	1	3	2	2	0	0	0	4	5	2	3	0	0	19	
03	MURRAY, Tyler	3	5	1	3	3	7	0	3	3	1	10	1	0	1	1	30	
10	CZESKI, T.J.	1	8	0	2	0	0	0	3	3	3	2	2	0	0	0	18	
25	THOMPSON, Josh	1	6	0	0	3	4	3	2	5	1	5	1	3	0	2	27	
42	SCHROTEN., Ryan	2	4	0	0	0	0	2	0	2	0	4	1	0	0	0	4	
55	OROCK, Michael	4	10	0	0	0	0	3	3	6	4	8	0	1	1	0	20	
	TEAM									6	5	11						
	Totals.....		22	70	5	24	12	20	19	26	45	22	61	10	14	3	7	200

TOTAL FG%	1st Half: 9-34 26.5%	2nd Half: 13-36 36.1%	Game: 31.4%	DEADBALL
3-Pt. FG%	1st Half: 2-15 13.3%	2nd Half: 3-9 33.3%	Game: 20.8%	REBOUNDS
F Throw %	1st Half: 3-4 75.0%	2nd Half: 9-16 56.3%	Game: 60.0%	3

HOME TEAM: BYU COUGARS 9-1, 0-0 MWC

##	Player	tot-fg		3-pt		rebounds							min					
		fg	fga	fg	fga	fta	of	de	tot	pf	tp	a		to	blk	s		
23	HAWS, Tyler	f	6	12	1	3	3	3	1	4	5	2	16	1	1	0	0	22
34	HARTSOCK, Noah	f	5	8	0	0	2	3	5	8	4	12	4	0	3	1	24	
54	MILES, Chris	c	3	6	0	0	0	2	0	2	0	6	0	0	1	0	13	
04	EMERY, Jackson	g	1	4	0	3	0	0	3	3	2	5	2	2	2	0	16	
32	FREDETTE, Jimmer	g	2	5	0	1	5	6	0	1	1	0	9	2	3	0	28	
00	DAVIES, Brandon	0	3	0	0	0	2	1	2	3	1	0	1	2	1	0	15	
01	ABOUO, Charles	1	4	0	1	0	2	3	2	5	3	2	3	3	0	1	19	
02	MORGAN, JR., Lamont	1	1	1	1	2	2	0	2	2	0	5	2	2	0	1	18	
10	LOYD, JR., Michael	0	1	0	0	4	6	0	2	2	0	4	4	0	0	2	12	
12	MAGNUSSON, Logan	0	0	0	0	0	0	0	0	0	0	0	0	0	0	0	4	
13	ZYLSTRA, Brock	0	1	0	1	0	0	0	0	0	1	0	0	0	1	0	4	
15	ANDERSON, James	2	2	0	0	3	4	1	4	5	2	7	0	0	0	0	6	
45	TAVERNARI, Jonathan	7	12	0	2	0	0	0	4	4	1	14	0	0	0	1	19	
	TEAM									2	3	5						
	Totals.....		28	59	2	12	19	30	11	34	45	17	77	22	13	8	8	200

TOTAL FG%	1st Half: 15-28 53.6%	2nd Half: 13-31 41.9%	Game: 47.5%	DEADBALL
3-Pt. FG%	1st Half: 2-6 33.3%	2nd Half: 0-6 0.0%	Game: 16.7%	REBOUNDS
F Throw %	1st Half: 9-10 90.0%	2nd Half: 10-20 50.0%	Game: 63.3%	5

Officials: Verne Harris, Mark Whitehead, Kelly Self
Technical fouls: Wagner-None. BYU COUGARS-None.
Attendance: 8031

Score by Periods	1st	2nd	Total
Wagner	23	38	61
BYU COUGARS	41	36	77

Points in the paint-WAGNER 28, BY 36. Points off turnovers-WAGNER 12, BY 11.
2nd chance points-WAGNER 18, BY 12. Fast break points-WAGNER 2, BY 12.
Bench points-WAGNER 34, BY 32. Score tied-0 times. Lead changed-0 times.
Last FG-WAGNER 2nd-01:44, BY 2nd-00:19.
Largest lead-WAGNER None, BY by 22 2nd-11:25.

GAME 11

BYU vs. Eastern Washington (12.19.09) PROVO, UTAH

BYU VS. EASTERN WASHINGTON – GAME #11

12/19/09 7:05 pm at Marriott Center, Provo, Utah

VISITORS: Eastern Washington 4-7, 0-1 Big Sky

##	Player	tot-fg		3-pt		rebounds										min	
		fg	fga	fg	fga	ft	fta	of	de	tot	pf	tp	a	to	blk		s
01	DEAN, Glen	* 2	7	1	3	0	0	0	0	3	3	5	2	4	0	0	28
02	FORBES, Jeffrey	* 1	6	0	1	6	6	1	1	2	3	8	2	3	0	2	33
10	GIBBS, Alden	* 1	3	0	0	0	0	0	2	2	0	2	0	1	0	3	20
32	BRUNELL, Matt.	* 1	6	0	1	0	2	2	1	3	2	2	1	1	0	0	24
42	DUNN, Mark	* 4	11	0	1	0	0	0	0	0	1	8	0	3	0	0	26
14	GIBSON, Gary	0	0	0	0	0	0	0	0	0	0	0	0	1	0	0	12
15	GRIFFIN, Laron	2	6	0	0	0	3	1	0	1	5	4	0	2	0	0	10
23	WINFORD, Kevin	0	5	0	1	0	0	0	0	0	0	0	0	0	0	0	21
24	DEMISSIE, Abebe	0	0	0	0	0	0	0	1	1	1	0	0	0	0	0	6
45	MOORE, Brandon	2	4	0	0	1	5	0	3	3	2	5	0	1	1	0	20
TEAM																	
Totals.....		13	48	1	7	7	16	6	11	17	17	34	6	16	1	5	200

TOTAL FG%	1st Half: 6-25 24.0%	2nd Half: 7-23 30.4%	Game: 27.1%	DEADBALL
3-Pt. FG%	1st Half: 0-3 0.0%	2nd Half: 1-4 25.0%	Game: 14.3%	REBOUNDS
F Throw %	1st Half: 2-6 33.3%	2nd Half: 5-10 50.0%	Game: 43.8%	5

HOME TEAM: BYU COUGARS 10-1, 0-0 MWC

##	Player	tot-fg		3-pt		rebounds										min	
		fg	fga	fg	fga	ft	fta	of	de	tot	pf	tp	a	to	blk		s
34	HARTSOCK, Noah	f 1	3	0	0	0	0	0	0	2	2	2	0	1	2	0	20
54	MILES, Chris	c 3	3	0	0	0	0	0	3	3	6	0	1	2	2	16	
04	EMERY, Jackson	g 6	7	2	3	1	3	2	5	7	0	15	4	1	0	3	23
23	HAWS, Tyler	g 5	6	2	2	2	3	4	7	0	14	0	2	0	3	19	
32	FREDETTE, Jimmer	g 7	14	1	4	5	5	1	1	2	0	20	6	2	0	22	
00	DAVIES, Brandon	5	5	0	0	2	2	0	0	2	12	0	0	1	0	17	
01	ABOOU, Charles	2	3	1	1	4	6	1	1	2	9	2	0	0	0	17	
02	MORGAN, JR., Lamont	0	0	0	0	1	2	0	1	1	1	2	2	0	0	16	
10	LOYD, JR., Michael	1	3	0	0	1	2	0	5	5	0	3	4	2	0	19	
12	MAGNUSSON, Logan	0	0	0	0	0	0	2	2	0	0	0	0	0	0	12	
13	ZYLSTRA, Brock	1	3	0	0	0	1	3	4	0	2	0	1	0	0	6	
15	ANDERSON, James	1	1	0	0	0	1	3	4	3	2	0	1	0	0	8	
45	TAVERNARI, Jon.	2	5	1	2	0	0	1	0	1	5	0	0	0	0	5	
TEAM																	
Totals.....		34	53	7	12	16	22	12	33	45	14	91	18	13	5	10	200

TOTAL FG%	1st Half: 22-32 68.8%	2nd Half: 12-21 57.1%	Game: 64.2%	DEADBALL
3-Pt. FG%	1st Half: 5-8 62.5%	2nd Half: 2-4 50.0%	Game: 58.3%	REBOUNDS
F Throw %	1st Half: 6-8 75.0%	2nd Half: 10-14 71.4%	Game: 72.7%	2

Officials: Tony Padilla, Frank Harvey, III, John Paul Guerrero
 Technical fouls: Eastern Washington-None. BYU COUGARS-None.
 Attendance: 8003

Score by Periods	1st	2nd	Total
Eastern Washington	14	20	34
BYU COUGARS	55	36	91

Points in the paint-EWU 18, BYU 46. Points off turnovers-EWU 4, BYU 20.
 2nd chance points-EWU 0, BYU 19. Fast break points-EWU 4, BYU 8.
 Bench points-EWU 9, BYU 34. Score tied-1 time. Lead changed-1 time.
 Last FG-EWU 2nd-01:42, BYU 2nd-01:24.
 Largest lead-EWU by 2 1st-19:14, BYU by 58 2nd-04:21.

BYU - 91

EASTERN WASHINGTON - 34

GAME RECAP

Thanks to a record-setting first half and explosive play on both ends of the court, BYU beat Eastern Washington 91-34, the biggest win over a Division I opponent in school history. It took the Cougars only a few seconds to find their groove in the beginning and once they settled in, everything seemed to fall into place and in the basket. After Eastern Washington (4-7) scored the first two points of the game, BYU (10-1) answered with 33 unanswered points over a span of 10:02 that ended after a pair of Eagle free throws. The 33-0 scoring run is the largest run the Cougars have had under Coach Rose. At the half BYU led 55-14 and shot 68.8 percent from the field, 62.5 percent from behind the arc, and 75 percent from the line. BYU outscored the Eagles 36-20 in the second half. All 13 players scored and four finished in double figures, led by Fredette with 20, Jackson Emery with 15, Tyler Haws 14 and Brandon Davies with 12.



GAME 13

BYU vs. Nebraska (12.23.09) LAS VEGAS, NEVADA

BYU VS. NEBRASKA – GAME #13

12/23/09 7 pm at Las Vegas Classic Orleans Arena

VISITORS: Nebraska 9-3

##	Player	tot-fg		3-pt		rebounds					tp	a	to	blk	s	min		
		fg	fga	fg	fga	fta	of	de	tot	pf								
05	Henry, Sek	* 2	7	0	3	2	2	0	0	0	3	6	2	1	1	0	20	
13	Ubel, Brandon	* 3	7	0	1	1	2	2	3	5	0	7	0	4	0	0	24	
15	Gallegos, Ray	* 0	2	0	1	0	0	0	3	3	1	0	1	1	0	0	21	
21	Diaz, Jorge Brian	* 3	5	0	0	1	2	0	1	1	4	7	0	1	1	0	18	
34	Jeter, Lance	* 1	6	0	1	1	2	1	1	2	4	3	5	3	0	1	32	
01	Jones, Eshaunte	6	11	5	7	4	4	0	3	3	2	21	2	0	0	1	27	
02	Holley, Myles	1	3	0	0	1	1	1	0	1	2	3	2	2	0	0	11	
03	Richardson, Brandon	3	5	1	1	6	8	0	0	0	1	13	2	0	0	2	21	
12	Karn, Matt	0	0	0	0	0	0	0	0	0	0	0	0	0	0	0	1	
23	Hankins-Cole, Quincy	2	3	0	0	0	2	1	1	2	4	4	0	0	0	0	15	
24	Coleman, Adrien	1	2	0	0	0	0	0	1	1	0	2	0	2	0	1	5	
35	Nelson, Ben	0	1	0	0	0	1	1	2	3	0	0	0	0	0	0	5	
TEAM						1 3 4												
Totals.....		22	52	6	14	16	23	7	17	24	66	14	14	2	5	200		

TOTAL FG%	1st Half: 10-29 34.5%	2nd Half: 12-23 52.2%	Game: 42.3%	DEADBALL
3-Pt. FG%	1st Half: 3-8 37.5%	2nd Half: 3-6 50.0%	Game: 42.9%	REBOUNDS
F Throw %	1st Half: 12-16 75.0%	2nd Half: 4-7 57.1%	Game: 69.6%	3

HOME TEAM: BYU 12-1

##	Player	tot-fg		3-pt		rebounds					tp	a	to	blk	s	min		
		fg	fga	fg	fga	fta	of	de	tot	pf								
04	EMERY, Jackson	* 6	9	4	6	7	7	0	8	8	1	23	3	1	0	3	35	
23	HAWS, Tyler	* 3	5	1	2	0	0	1	3	4	2	7	1	2	0	0	33	
32	FREDETTE, Jimmer	* 8	12	0	2	8	9	0	3	3	3	24	4	3	1	1	34	
34	HARTSOCK, Noah	* 2	4	0	0	0	0	0	3	3	2	4	2	2	1	0	25	
54	MILES, Chris	* 2	2	0	0	0	4	1	1	2	2	4	2	1	0	0	20	
00	DAVIES, Brandon	6	7	0	0	2	6	2	2	4	4	14	0	2	0	0	14	
01	ABOUO, Charles	0	1	0	0	1	2	0	0	0	0	1	0	0	0	0	3	
02	MORGAN, JR., Lamont	0	0	0	0	0	0	0	0	2	0	1	2	0	1	6		
10	LOYD, JR., Michael	1	2	1	1	0	0	1	1	2	1	3	0	1	0	0	8	
12	MAGNUSSON, Logan	0	0	0	0	0	0	0	0	0	0	0	0	0	0	0	2	
13	ZYLSTRA, Brock	0	0	0	0	0	0	0	0	0	0	0	0	0	0	0	0+	
15	ANDERSON, James	0	1	0	0	1	2	1	0	1	0	1	0	0	0	0	2	
45	TAVERNARI, Jon.	2	6	1	5	2	2	0	3	3	2	7	3	1	0	0	18	
TEAM						2 3 5												
Totals.....		30	49	7	16	21	32	8	27	35	19	88	16	15	2	5	200	

TOTAL FG%	1st Half: 16-24 66.7%	2nd Half: 14-25 56.0%	Game: 61.2%	DEADBALL
3-Pt. FG%	1st Half: 5-8 62.5%	2nd Half: 2-8 25.0%	Game: 43.8%	REBOUNDS
F Throw %	1st Half: 12-17 70.6%	2nd Half: 9-15 60.0%	Game: 65.6%	5

Officials: Chelette, Maddox, Banaria

Technical fouls: Nebraska-TEAM. BYU-None.

Attendance: 1817

Score by Periods	1st	2nd	Total
Nebraska	35	31	66
BYU	49	39	88

Points in the paint-NU 24, BYU 30. Points off turnovers-NU 16, BYU 18.

2nd chance points-NU 3, BYU 8. Fast break points-NU 0, BYU 8.

Bench points-NU 43, BYU 26. Score tied-0 times. Lead changed-0 times.

Last FG-NU 2nd-00:18, BYU 2nd-01:15.

Largest lead-NU None, BYU by 32 1st-08:47.

BYU - 88 NEBRASKA - 66

GAME RECAP

BYU had another great night shooting to claim the HoopTV Las Vegas Classic title with a win over Nebraska, 88-66 at the Orleans Arena in Las Vegas. The Cougars' 12-1 record is their best mark through 13 games in the last 22 years. BYU won its first 17 games of the year to begin the 1987-88 season. One day removed from setting career highs, junior guards Jimmer Fredette and Jackson Emery gave a solid encore performance. Fredette took tournament MVP honors, scoring 24 points on 8-of-12 shooting. Emery followed up a 25-point effort against Nevada with 23 points including four treys and 7-of-7 shooting from the free throw line. Emery and Tyler Haws earned all-tournament honors. Freshman forward Brandon Davies came off the bench to score 14 points, the best output of his young Cougar career, hitting 6-of-7. BYU scored 88 points and shot 61.2 percent on a Nebraska team that had kept opponents to averages of 55.0 ppg and 38.5 percent shooting in its previous 11 games. Emery stroked three treys to key a 33-5 run by BYU, which hit 13-of-15 shots to take a 38-5 lead. Haws and Fredette added five points apiece during the run.





GAME 14

BYU vs. Arizona (12.28.09) TUSCON, ARIZONA

BYU - 99 ARIZONA - 69

GAME RECAP

Jimmer Fredette played one of the greatest games in BYU basketball history, setting a new Cougar record for most points (49) and most threes (nine) in a game, as BYU defeated Arizona 99-69 in the Fiesta Bowl Classic. The Cougars are now 13-1 and have won eight straight. Fredette shot 16-23 from the field, 9-of-13 from three and 8-of-9 from the free-throw line while adding nine assists, seven rebounds and two steals before BYU head coach Dave Rose sat his point guard down to a standing ovation from the Arizona crowd. The 49-point total is a record for the most points ever by a player in one of the most storied arenas in college basketball, the Wildcats' McKale Center. It also ties a Mountain West Conference record, set previously by UNLV's Trevor Diggs in 2001 against Wyoming. Fredette scored 24 points in the first half and 25 in the second. The 30-point margin of victory is also the worst Arizona loss at the McKale Center in the arena's history. One point behind Bob Skousen's 47 points set against UCLA in 1961, Fredette made history on a long three-pointer with three minutes left in the game. BYU used a big run out of the gate to jump to a 20-5 lead against Arizona. Jackson Emery and Tyler Haws each hit an early three-pointer, then Fredette added back-to-back treys. Emery, Haws and Fredette would string together three more treys a few minutes later, pushing the lead to 33-11. Fredette hit six threes in the first half alone. Arizona started hot in the second half, scoring the first eight points to cut the BYU lead to seven at 51-44. Fredette responded by scoring the next seven points to give BYU a 14-point cushion at 58-44. After a bucket by Arizona's Kyle Fogg, the Cougars pulled away with a 13-2 run that included threes by Fredette and Emery to make the score 71-48.

BYU VS. ARIZONA - GAME #14

Brigham Young vs Arizona
12/28/09 7 p.m. MST at Olson Court, McKale Center, Tucson, AZ
VISITORS: Brigham Young 13-1

##	Player	tot-fg		3-pt		rebounds							pf	tp	a	to	blk	s	min
		fg	fga	fg	fga	ft	fta	of	de	tot									
34	HARTSOCK, Noah	f	2	7	0	0	1	2	4	1	5	3	5	0	0	1	0	21	
54	MILES, Chris	f	4	7	0	0	0	0	2	2	4	8	2	2	0	2	22		
04	EMERY, Jackson	g	5	10	3	7	0	0	1	6	7	1	13	8	0	1	2	31	
23	HAWS, Tyler	g	5	8	2	4	0	0	2	1	3	3	12	0	1	0	1	32	
32	FREDETTE, Jimmer	g	16	23	9	13	8	9	1	6	7	2	49	9	5	0	2	36	
00	DAVIES, Brandon	g	2	5	0	0	2	3	1	1	2	4	6	0	0	0	1	13	
01	ABOOU, Charles	g	1	1	0	0	0	0	0	0	0	2	0	0	0	0	5		
02	MORGAN, JR., Lamont	g	0	0	0	0	0	0	1	0	1	0	0	1	0	0	5		
10	LOYD, JR., Michael	g	0	0	0	0	0	0	0	0	0	0	0	0	1	0	6		
12	MAGNUSSON, Logan	g	0	0	0	0	0	0	0	0	0	0	0	0	0	0	2		
13	ZYLSTRA, Brock	g	0	0	0	0	0	0	1	1	0	0	0	0	0	0	1		
15	ANDERSON, James	g	1	2	0	0	0	0	0	0	2	2	0	0	0	0	4		
45	TAVERNARI, Jonathan	g	1	2	0	1	0	0	0	5	5	2	2	2	2	0	0	22	
TEAM																			
Totals.....		37	65	14	25	11	14	11	23	34	21	99	22	11	2	8	200		

TOTAL FG%	1st Half: 19-32 59.4%	2nd Half: 18-33 54.5%	Game: 56.9%	DEADBALL
3-Pt. FG%	1st Half: 10-17 58.8%	2nd Half: 4-8 50.0%	Game: 56.0%	REBOUNDS
F Throw %	1st Half: 3-4 75.0%	2nd Half: 8-10 80.0%	Game: 78.6%	2

HOME TEAM: Arizona 6-6

##	Player	tot-fg		3-pt		rebounds							pf	tp	a	to	blk	s	min
		fg	fga	fg	fga	ft	fta	of	de	tot									
23	Williams, Derrick	f	5	9	0	0	7	10	2	5	7	1	17	1	5	0	0	24	
42	Horne, Jamelle	f	2	8	1	3	0	0	2	4	6	0	5	3	2	0	2	22	
44	Hill, Solomon	f	6	10	1	2	0	0	2	0	3	13	1	3	1	1	29		
13	Wise, Nic	g	3	8	0	4	2	2	0	2	2	8	0	1	0	1	29		
21	Fogg, Kyle	g	5	12	1	4	5	6	1	0	1	1	16	2	2	0	0	24	
01	Natyazhko, Kyryl	g	0	0	0	0	0	0	0	0	1	0	0	2	0	0	7		
03	Parrom, Kevin	g	2	3	0	1	0	5	2	1	3	1	4	1	1	0	14		
12	Jones, Lamont	g	2	4	0	2	0	0	1	1	2	4	2	0	0	1	22		
24	Lavender, Brendon	g	0	1	0	1	0	0	0	0	0	0	1	1	1	0	15		
33	Shumpert, D.J.	g	0	0	0	0	0	0	1	1	0	0	0	1	0	0	4		
50	Jacobson, Alex	g	1	1	0	0	0	0	1	2	3	2	2	0	1	0	10		
TEAM																			
Totals.....		26	56	3	17	14	23	11	17	28	13	69	11	19	2	5	200		

TOTAL FG%	1st Half: 13-30 43.3%	2nd Half: 13-26 50.0%	Game: 46.4%	DEADBALL
3-Pt. FG%	1st Half: 2-7 28.6%	2nd Half: 1-10 10.0%	Game: 17.6%	REBOUNDS
F Throw %	1st Half: 8-10 80.0%	2nd Half: 6-13 46.2%	Game: 60.9%	5,1

Officials: Mike Reed, Mike Scyphers, J.T. Orr
Technical fouls: Brigham Young-None. Arizona-None.
Attendance: 13992

Score by Periods	1st	2nd	Total
Brigham Young	51	48	99
Arizona	36	33	69

2009 Desert Diamond Fiesta Bowl Classic

Points in the paint-BY 28,ARIZ 34. Points off turnovers-BY 27,ARIZ 17.
2nd chance points-BY 6,ARIZ 11. Fast break points-BY 8,ARIZ 2.
Bench points-BY 12,ARIZ 10. Score tied-1 time. Lead changed-1 time.
Last FG-BY 2nd-00:50, ARIZ 2nd-01:08.
Largest lead-BY by 33 2nd-03:00, ARIZ by 2 1st-19:30.

GAME 15

BYU vs. Eastern New Mexico (1.2.10) PROVO, UTAH

BYU VS. EASTERN NEW MEXICO – GAME #15

01/02/10 7:05 pm at Marriott Center, Provo, Utah

VISITORS: Eastern New Mexico 5-6

##	Player	tot-fg		3-pt		rebounds										min		
		fg	fga	fg	fga	fta	of	de	tot	pf	tp	a	to	blk	s			
21	BROWN, Michael	f	3	6	0	0	0	0	2	0	2	3	6	0	1	0	0	22
30	JEFFERSON, Tyler	f	5	13	0	1	0	0	4	2	6	2	10	1	2	0	3	24
05	NELSON, Reggie	g	1	3	0	1	0	0	0	0	0	1	2	1	1	0	0	13
12	MARSHALL, Jimmie	g	2	6	1	3	2	4	0	1	1	1	7	1	1	0	2	20
34	REID, Victor	g	1	6	0	1	0	0	0	0	0	3	2	0	0	0	0	20
04	BRANCH, Alan	g	2	5	1	3	1	4	0	0	0	1	6	1	4	0	1	19
10	HARDEN, Tralyn	g	1	5	0	2	3	0	1	1	0	4	1	0	0	2	20	
15	DARBY, Equis	g	4	11	2	5	0	0	0	3	3	1	10	1	0	1	0	21
22	ROMERO, Jordan	g	0	5	0	3	0	0	0	4	0	4	0	1	2	0	3	18
24	MEGYERI, Josh	g	0	2	0	1	0	0	0	0	0	2	0	0	2	0	0	10
44	YORK, Tommy	g	1	3	0	1	0	0	1	1	4	2	0	1	2	0	13	
	TEAM																	
	Totals.....		20	65	4	21	5	11	10	13	23	18	49	7	14	3	11	200

TOTAL FG%	1st Half: 11-31 35.5%	2nd Half: 9-34 26.5%	Game: 30.8%	DEADBALL
3-Pt. FG%	1st Half: 0-9 0.0%	2nd Half: 4-12 33.3%	Game: 19.0%	REBOUNDS
F Throw %	1st Half: 5-9 55.6%	2nd Half: 0-2 0.0%	Game: 45.5%	3

HOME TEAM: BYU COUGARS 14-1, 0-0 MWC

##	Player	tot-fg		3-pt		rebounds										min		
		fg	fga	fg	fga	fta	of	de	tot	pf	tp	a	to	blk	s			
34	HARTSOCK, Noah	f	6	6	0	0	0	0	4	4	8	0	12	6	1	1	0	21
45	TAVERNARI, Jonathan	f	6	7	3	3	0	0	1	6	7	1	15	2	1	1	0	25
54	MILES, Chris	c	3	5	0	0	7	8	1	5	6	1	13	1	0	2	0	17
02	MORGAN, JR., Lam.	g	2	3	2	3	0	0	1	3	4	0	6	7	2	0	1	22
23	HAWS, Tyler	g	3	6	0	1	2	3	0	6	6	2	8	2	4	1	1	20
00	DAVIES, Brandon	g	3	6	0	0	2	2	0	1	1	2	8	0	2	1	1	14
01	ABOOU, Charles	g	1	6	0	2	1	1	2	6	8	0	3	1	4	0	0	20
10	LOYD, JR., Michael	g	7	11	3	6	0	1	0	0	1	17	1	4	1	2	25	
12	MAGNUSSON, Logan	g	2	3	1	1	1	1	1	2	0	6	1	0	0	0	14	
13	ZYLSTRA, Brock	g	1	3	0	0	3	4	0	5	5	0	5	1	1	0	1	15
15	ANDERSON, James	g	1	2	0	0	0	0	1	0	1	0	2	1	0	0	0	7
	TEAM																	
	Totals.....		35	58	9	16	16	20	12	38	50	7	95	23	19	7	6	200

TOTAL FG%	1st Half: 22-30 73.3%	2nd Half: 13-28 46.4%	Game: 60.3%	DEADBALL
3-Pt. FG%	1st Half: 6-8 75.0%	2nd Half: 3-8 37.5%	Game: 56.3%	REBOUNDS
F Throw %	1st Half: 7-9 77.8%	2nd Half: 9-11 81.8%	Game: 80.0%	2

Officials: Milt Stowe, Jimmy Casas, Casey McClellan

Technical fouls: Eastern New Mexico-None. BYU COUGARS-None.

Attendance: 11293

Score by Periods	1st	2nd	Total
Eastern New Mexico	27	22	49
BYU COUGARS	57	38	95

Points in the paint-ENMU 20, BY 44. Points off turnovers-ENMU 14, BY 14.

2nd chance points-ENMU 11, BY 16. Fast break points-ENMU 2, BY 10.

Bench points-ENMU 22, BY 41. Score tied-2 times. Lead changed-0 times.

Last FG-ENMU 2nd-01:20, BY 2nd-01:47.

Largest lead-ENMU None, BY by 49 2nd-01:47.

BYU - 95

E. NEW MEXICO - 49

GAME RECAP

The BYU men's basketball team started off the new year by extending its winning streak to nine games, defeating Eastern New Mexico 95-49 in the Marriott Center. Michael Loyd, Jr., led the Cougars with a career-high 17 points on the night, adding two steals. Jonathan Tavernari hit 6-of-7 from the field, tallying 15 points, seven rebounds and two assists. Charles Abouo and Noah Hartsock led the team on the boards with eight rebounds apiece; Hartsock also added 12 points, shooting a perfect 6-of-6 from the field. BYU (14-1) started the scoring with Noah Hartsock posting up to drain the first bucket. With the score tied at six-all, the Cougars posted a 14-2 run to put them up 20-8 at the 13:12 mark. BYU added a 16-2 run to end the half and led 57-27 heading into the break. The Cougars shot .733 from the field in the first half.





GAME 16

BYU vs. UNLV (1.6.10) PROVO, UTAH

BYU - 77
UNLV - 73

GAME RECAP

The BYU men's basketball team opened conference play with an exciting 77-73 win over UNLV in the Marriott Center. The win extended the Cougar win streak to 10. Noah Hartsock and Jonathan Tavernari led BYU with 17 points apiece. The Rebels took a 68-62 lead with less than six minutes remaining, but the Cougars continued to battle and four made baskets from the charity stripe, bringing them within three points of UNLV. A layup by Michael Loyd, Jr., ignited the crowd and brought BYU within one. Tavernari continued to deliver from downtown, making his fourth three-pointer of the game to give the Cougars a 71-69 lead. Loyd proceeded to dazzle the crowd beating two defenders and making what appeared to be a nearly impossible lay-in, putting BYU ahead 73-71 with only one minute remaining. Loyd not only delivered offensively in the final minute but forced a turnover by UNLV, setting up a jumper by Jackson Emery as the shot clock was winding down to give the Cougars a 75-71 lead. UNLV did not score a field goal in the last 5:55 minutes of the game, much to the credit of BYU's intense defensive effort. The Cougars led 33-32 at the half with Hartsock leading the way with 13 points.



BYU VS. UNLV – GAME #16

UNLV vs BYU COUGARS
01/06/10 8:02 pm at Marriott Center, Provo, Utah
VISITORS: UNLV 12-3, 0-1 MWC

##	Player	tot-fg		3-pt		rebounds							pf	tp	a	to	blk	s	min
		fg	fga	fg	fga	ft	fta	of	de	tot	pf	tp							
00	BELLFIELD, Oscar	*	3	9	1	4	1	2	0	2	2	2	3	8	9	2	0	3	28
05	JASPER, Derrick	*	2	5	0	1	0	0	0	4	4	3	4	1	3	4	1	29	
22	STANBACK, Chace	*	1	6	0	0	1	2	4	4	8	0	3	1	3	0	0	19	
33	WILLIS, Tre'Von	*	9	16	2	4	4	5	1	5	6	2	24	4	7	0	0	34	
34	SHAW, Matt	*	3	6	2	2	0	0	1	1	2	4	8	0	0	0	0	14	
02	WALLACE, Kendall		3	5	2	3	1	2	0	1	1	0	9	0	0	0	0	21	
03	MARSHALL, Anthony	1	5	0	1	0	0	0	3	3	0	2	0	0	0	0	0	12	
12	MASSAMBA, Brice		4	5	0	0	0	2	0	2	2	8	0	0	0	0	1	14	
20	JONES, Steve		0	1	0	0	0	0	0	0	0	1	0	0	0	0	0	6	
31	HAWKINS, Justin		1	3	0	1	1	1	0	2	2	1	3	0	0	0	1	11	
44	SANTEE, Darris		2	2	0	0	0	0	3	3	2	4	0	0	2	0	0	12	
TEAM									2		2		4						
Totals.....			29	63	7	16	8	12	10	27	37	18	73	15	15	6	6	200	

TOTAL FG%	1st Half: 14-34 41.2%	2nd Half: 15-29 51.7%	Game: 46.0%	DEADBALL
3-Pt. FG%	1st Half: 2-7 28.6%	2nd Half: 5-9 55.6%	Game: 43.8%	REBOUNDS
F Throw %	1st Half: 2-3 66.7%	2nd Half: 6-9 66.7%	Game: 66.7%	3

HOME TEAM: BYU COUGARS 15-1, 1-0 MWC

##	Player	tot-fg		3-pt		rebounds							pf	tp	a	to	blk	s	min
		fg	fga	fg	fga	ft	fta	of	de	tot	pf	tp							
34	HARTSOCK, Noah	f	6	13	0	0	5	6	3	3	6	2	17	1	0	1	1	27	
54	MILES, Chris	c	2	4	0	0	0	0	3	2	5	2	4	2	1	0	0	16	
04	EMERY, Jackson	g	3	11	1	8	2	2	1	2	3	1	9	1	2	0	2	34	
23	HAWS, Tyler	g	3	9	1	1	5	6	4	2	6	3	12	3	0	0	2	30	
32	FREDETTE, Jimmer	g	2	10	1	2	2	2	0	1	1	0	7	1	3	0	0	25	
00	DAVIES, Brandon		2	5	0	0	0	0	2	2	4	1	4	0	3	0	1	11	
01	ABOUBO, Charles		0	1	0	0	0	0	2	1	3	0	0	0	0	1	0	8	
02	MORGAN, JR., Lamont	0	0	0	0	0	0	0	0	0	0	0	0	0	0	0	0	2	
10	LOYD, JR., Michael		3	5	1	2	0	2	0	2	2	2	7	2	2	0	0	16	
15	ANDERSON, James	0	1	0	0	0	0	0	0	0	0	0	0	0	0	0	1		
45	TAVERNARI, Jon.		4	9	4	8	5	6	1	8	9	2	17	3	1	2	1	30	
TEAM									3		2		5						
Totals.....			25	68	8	21	19	24	19	25	44	13	77	13	12	4	7	200	

TOTAL FG%	1st Half: 11-41 26.8%	2nd Half: 14-27 51.9%	Game: 36.8%	DEADBALL
3-Pt. FG%	1st Half: 2-10 20.0%	2nd Half: 6-11 54.5%	Game: 38.1%	REBOUNDS
F Throw %	1st Half: 9-9 100%	2nd Half: 10-15 66.7%	Game: 79.2%	2

Officials: Bill Gracey, Eric Curry, Rick Batsell
Technical fouls: UNLV-None. BYU COUGARS-None.
Attendance: 15546

Score by Periods	1st	2nd	Total
UNLV	32	41	73
BYU COUGARS	33	44	77

Points in the paint-LV 34, BY 30. Points off turnovers-LV 14, BY 16.
2nd chance points-LV 12, BY 15. Fast break points-LV 12, BY 4.
Bench points-LV 26, BY 28. Score tied-8 times. Lead changed-16 times.
Last FG-LV 2nd-05:55, BY 2nd-00:33.
Largest lead-LV by 8 2nd-15:15, BY by 5 1st-16:16.

GAME 17

BYU vs. UTEP (1.9.10) EL PASO, TEXAS

BYU VS. UTEP – GAME #17

12/23/09 7 pm at Las Vegas Classic Orleans Arena

VISITORS: Nebraska 9-3

##	Player	tot-fg		3-pt		rebounds							tp	a	to	blk	s	min
		fg	fga	fg	fga	fta	of	de	tot	pf								
05	Henry, Sek	* 2	7	0	3	2	2	0	0	0	3	6	2	1	1	0	20	
13	Ubel, Brandon	* 3	7	0	1	1	2	2	3	5	0	7	0	4	0	0	24	
15	Gallegos, Ray	* 0	2	0	1	0	0	0	3	3	1	0	1	1	0	0	21	
21	Diaz, Jorge Brian	* 3	5	0	0	1	2	0	1	1	4	7	0	1	1	0	18	
34	Jeter, Lance	* 1	6	0	1	1	2	1	1	2	4	3	5	3	0	1	32	
01	Jones, Eshaunte	6	11	5	7	4	4	0	3	3	2	21	2	0	0	1	27	
02	Holley, Myles	1	3	0	0	1	1	1	0	1	2	3	2	2	0	0	11	
03	Richardson, Brandon	3	5	1	1	6	8	0	0	0	1	13	2	0	0	2	21	
12	Karn, Matt	0	0	0	0	0	0	0	0	0	0	0	0	0	0	0	1	
23	Hankins-Cole, Quincy	2	3	0	0	2	1	1	2	4	4	0	0	0	0	0	15	
24	Coleman, Adrien	1	2	0	0	0	0	0	1	1	0	2	0	2	0	1	5	
35	Nelson, Ben	0	1	0	0	0	0	1	1	2	3	0	0	0	0	0	5	
TEAM						1 3 4												
Totals.....		22	52	6	14	16	23	7	17	24	24	66	14	14	2	5	200	

TOTAL FG%	1st Half: 10-29 34.5%	2nd Half: 12-23 52.2%	Game: 42.3%	DEADBALL
3-Pt. FG%	1st Half: 3-8 37.5%	2nd Half: 3-6 50.0%	Game: 42.9%	REBOUNDS
F Throw %	1st Half: 12-16 75.0%	2nd Half: 4-7 57.1%	Game: 69.6%	3

HOME TEAM: BYU 12-1

##	Player	tot-fg		3-pt		rebounds							tp	a	to	blk	s	min
		fg	fga	fg	fga	fta	of	de	tot	pf								
04	EMERY, Jackson	* 6	9	4	6	7	7	0	8	8	1	23	3	1	0	3	35	
23	HAWS, Tyler	* 3	5	1	2	0	0	1	3	4	2	7	1	2	0	0	33	
32	FREDETTE, Jimmer	* 8	12	0	2	8	9	0	3	3	3	24	4	3	1	1	34	
34	HARTSOCK, Noah	* 2	4	0	0	0	0	0	3	3	2	4	2	2	1	0	25	
54	MILES, Chris	* 2	2	0	0	0	4	1	1	2	2	4	2	1	0	0	20	
00	DAVIES, Brandon	6	7	0	0	2	6	2	2	4	4	14	0	2	0	0	14	
01	ABOOU, Charles	0	1	0	0	1	2	0	0	0	0	1	0	0	0	0	3	
02	MORGAN, JR., Lamont	0	0	0	0	0	0	0	0	0	2	0	1	2	0	1	6	
10	LOYD, JR., Michael	1	2	1	1	0	0	1	1	2	1	3	0	1	0	0	8	
12	MAGNUSON, Logan	0	0	0	0	0	0	0	0	0	0	0	0	0	0	0	2	
13	ZYLSTRA, Brock	0	0	0	0	0	0	0	0	0	0	0	0	0	0	0	0	
15	ANDERSON, James	0	1	0	0	1	2	1	0	1	0	1	0	0	0	0	2	
45	TAVERNARI, Jon.	2	6	1	5	2	2	0	3	3	2	7	3	1	0	0	18	
TEAM						2 3 5												
Totals.....		30	49	7	16	21	32	8	27	35	19	88	16	15	2	5	200	

TOTAL FG%	1st Half: 16-24 66.7%	2nd Half: 14-25 56.0%	Game: 61.2%	DEADBALL
3-Pt. FG%	1st Half: 5-8 62.5%	2nd Half: 2-8 25.0%	Game: 43.8%	REBOUNDS
F Throw %	1st Half: 12-17 70.6%	2nd Half: 9-15 60.0%	Game: 65.6%	5

Officials: Chelette, Maddox, Banaria

Technical fouls: Nebraska-TEAM. BYU-None.

Attendance: 1817

Score by Periods	1st	2nd	Total
Nebraska	35	31	66
BYU4	9	39	88

Points in the paint-NU 24, BYU 30. Points off turnovers-NU 16, BYU 18.

2nd chance points-NU 3, BYU 8. Fast break points-NU 0, BYU 8.

Bench points-NU 43, BYU 26. Score tied-0 times. Lead changed-0 times.

Last FG-NU 2nd-00:18, BYU 2nd-01:15.


Largest lead-NU None, BYU by 32 1st-08:47.

BYU - 88

UTEP - 66

GAME RECAP

Tyler Haws led No. 25/23 BYU with his second career double-double as the Cougars won at old Western Athletic Conference foe UTEP, 83-77. With the victory the Cougars improved to 16-1 overall and extended the win streak to 11 games straight — the longest streak since the 1992-93 season. Haws matched two career highs with 20 points and 11 rebounds. The freshman shot 5-of-9 from the field and 9-of-10 from the charity stripe while adding two assists and a steal. Senior Jonathan Tavernari added a season-high 19 points off the bench, shooting 7-of-12 with six boards. With five minutes remaining in the game and BYU holding on to a slim 64-62 lead, freshman Brandon Davies scored six-straight points. Davies hit two free throws and two layups as the Cougars held the Miners on the defensive end, pushing the lead to 70-62 and maintaining the Cougar lead. Davies and Tavernari led a BYU bench that posted 40 points. Jackson Emery recorded his fourth game with at least four steals, finishing with four steals, eight points, two rebounds and nine assists, tying his career high for most assists in a game. The Cougars shot 54.9% for the field as opposed to 36.2% for UTEP. After taking a 31-30 lead with 1:57 remaining in the first half, BYU never trailed again the rest of the game.






GAME 18

BYU vs. Air Force (1.13.10) USAFA, COLORADO

BYU - 99
AIR FORCE - 69

GAME RECAP

Jackson Emery led all scorers with 21 points, breaking the game open early in the second half for BYU as the Cougars defeated Air Force, 67-49. Emery shot 8-of-13, including 5-of-10 from three, adding five rebounds, three assists, two steals and one block as BYU improved to 17-1 overall and 2-0 in Mountain West Conference play. The 17-1 record equaled the best mark through 18 games by a Cougar squad set in 1987-88. The victory extended BYU's win streak to 12 games, tied for the fourth longest winning streak in school history. The junior guard scored eight points over the first seven minutes of the second half, part of a 15-2 run to take a five-point halftime lead to a 51-33 margin. The Cougars held the Falcons to one field goal in the first eight minutes of the second period. After a quiet first half, freshman Tyler Haws took over the scoring duties after Emery's run, scoring off a jumper, two free throws and a driving layup to give BYU a 55-37 lead. Haws finished with 10 points, three rebounds, two assists and a block. Brandon Davies posted his first ever double-double, racking up 11 points and career-highs of 10 rebounds and three blocks, including a huge swat of a Falcon one-handed dunk attempt in the second half.



BYU VS. AIR FORCE – GAME #18

BYU vs Air Force
1/13/10 6:00 p.m. at Clune Arena (USAFA, Colo.)
VISITORS: BYU 17-1, 2-0 MWC

##	Player	tot-fg		3-pt		rebounds												
		fg	fga	fg	fga	fta	of	de	tot	pf	tp	a	to	blk	s	min		
34	HARTSOCK, Noah	f	0	0	0	0	0	0	1	1	3	0	0	1	0	0	7	
54	MILES, Chris	c	3	4	0	0	2	2	1	1	2	0	8	0	1	0	13	
02	MORGAN, JR., Lamont	g	1	1	1	1	0	0	2	2	1	3	1	0	0	0	16	
04	EMERY, Jackson	g	8	13	5	10	0	0	5	5	1	21	3	1	1	2	34	
23	HAWS, Tyler	g	4	7	0	3	2	2	0	3	3	0	10	2	3	1	0	28
00	DAVIES, Brandon	g	3	10	0	0	5	5	4	6	10	3	11	0	2	3	0	26
01	ABOOU, Charles	g	0	2	0	1	0	0	0	0	0	0	0	0	0	0	7	
10	LOYD, JR., Michael	g	0	0	0	0	1	0	2	2	0	0	1	0	0	0	15	
12	MAGNUSSON, Logan	g	0	0	0	0	0	0	0	0	0	0	0	0	0	0	3	
13	ZYLSTRA, Brock	g	0	0	0	1	2	0	0	0	0	1	0	0	0	0	2	
15	ANDERSON, James	g	0	0	0	0	0	0	0	0	0	0	0	0	0	0	1	
32	FREDETTE, Jimmer	g	2	4	1	2	3	5	0	1	1	0	8	3	1	0	0	18
45	TAVERNARI, Jonathan	g	2	7	1	5	0	0	0	6	6	0	5	2	1	0	2	30
TEAM																		
Totals.....			23	48	8	22	13	17	8	30	38	8	67	12	9	6	4	200

TOTAL FG%	1st Half: 14-25 56.0%	2nd Half: 9-23 39.1%	Game: 47.9%	DEADBALL
3-Pt. FG%	1st Half: 5-13 38.5%	2nd Half: 3-9 33.3%	Game: 36.4%	REBOUNDS
F Throw %	1st Half: 3-6 50.0%	2nd Half: 10-11 90.9%	Game: 76.5%	1

HOME TEAM: Air Force 8-8, 0-3 MWC

##	Player	tot-fg		3-pt		rebounds												
		fg	fga	fg	fga	fta	of	de	tot	pf	tp	a	to	blk	s	min		
14	LYONS, Michael	f	0	4	0	3	0	0	1	1	2	0	0	1	0	0	0	23
20	FOW, Tom	f	3	10	1	6	2	2	0	2	2	1	9	0	1	0	1	27
34	BROEKHUIS, Taylor	c	1	4	0	1	0	0	1	2	3	4	2	0	2	0	0	17
10	FLETCHER, Todd	g	2	6	1	5	0	0	0	3	3	2	5	3	2	0	1	28
35	WASHINGTON, Evan	g	1	7	1	2	0	0	1	6	7	3	3	1	1	0	2	33
05	FITZGERALD, Mike	g	3	6	3	5	0	0	0	1	1	0	9	0	0	0	0	20
13	BOHANNON, Zach	g	3	4	1	1	1	3	2	3	5	3	8	1	0	0	1	18
22	MERRIEX, Avery	g	1	2	0	0	1	2	1	1	2	3	3	2	1	0	0	14
24	BROOKS, Derek	g	4	11	2	7	0	0	1	0	1	1	10	1	1	0	1	19
32	HEMPSEY, Shawn	g	0	0	0	0	0	0	0	0	0	0	1	0	0	0	1	
TEAM																		
Totals.....			18	54	9	30	4	7	8	20	28	17	49	10	8	0	6	200

TOTAL FG%	1st Half: 12-27 44.4%	2nd Half: 6-27 22.2%	Game: 33.3%	DEADBALL
3-Pt. FG%	1st Half: 6-14 42.9%	2nd Half: 3-16 18.8%	Game: 30.0%	REBOUNDS
F Throw %	1st Half: 1-3 33.3%	2nd Half: 3-4 75.0%	Game: 57.1%	1

Officials: Dick Cartmell, Larry Spaulding, Martin Cota

Technical fouls: BYU-None, Air Force-None.

Attendance: 3185

Score by Periods	1st	2nd	Total
BYU	36	31	67
Air Force	31	18	49

Points in the paint-BY 26,AF 14. Points off turnovers-BY 12,AF 9.
2nd chance points-BY 6,AF 7. Fast break points-BY 4,AF 2.
Bench points-BY 25,AF 30. Score tied-1 time. Lead changed-6 times.
Last FG-BY 2nd-05:22, AF 2nd-00:18.
Largest lead-BY by 27 2nd-04:03, AF by 2 1st-15:30.

GAME 19

BYU vs. Colorado State (1.16.10) PROVO, UTAH

BYU VS. COLORADO STATE – GAME #19

Colorado State vs BYU COUGARS

01/16/10 4:02 pm at Marriott Center, Provo, Utah

VISITORS: Colorado State 11-6, 2-1 MWC

#	Player	tot-fg		3-pt		rebounds					pf	tp	a	to	blk	s	min	
		fg	fga	fg	fga	fta	of	de	tot									
01	FRANKLIN, Travis	f	2	6	0	0	0	1	3	1	4	3	4	0	6	0	0	24
04	HORNUNG, Pierce	f	2	2	0	0	0	0	2	2	4	4	4	0	1	0	1	29
32	OGIDE, Andy	f	3	5	0	0	1	1	1	5	6	1	7	1	5	0	0	19
12	NIGON, Adam	g	1	6	1	4	3	4	0	2	2	1	6	0	2	0	2	23
22	GREEN, Dorian	g	2	8	0	2	3	6	0	3	3	2	7	2	1	0	1	29
00	BOCAR BA, Mame	0	1	0	0	0	2	0	2	2	3	0	0	0	1	0	11	
10	BUSCH, Travis	2	3	0	0	2	2	2	3	5	0	6	0	2	0	0	8	
13	MC FARLAND, Andre	0	4	0	2	0	0	0	0	0	2	0	0	1	0	0	14	
15	ANNESE, Mike	0	2	0	1	0	0	1	0	1	1	0	1	0	0	0	4	
20	PERRY, Harvey	0	4	0	2	0	0	1	1	1	0	1	2	0	0	0	10	
40	DUNN, Arin	0	1	0	0	0	0	0	2	2	1	0	0	1	0	0	8	
44	SMITH, Greg	4	9	0	2	5	6	0	1	1	1	13	0	2	0	0	21	
TEAM																		
Totals.....		16	51	1	13	14	22	10	24	34	20	47	5	23	1	4	200	

TOTAL FG%	1st Half: 12-29 41.4%	2nd Half: 12-23 52.2%	Game: 46.2%	DEADBALL
3-PT. FG%	1st Half: 2-9 22.2%	2nd Half: 2-6 33.3%	Game: 26.7%	REBOUNDS
F Throw %	1st Half: 7-12 58.3%	2nd Half: 7-14 50.0%	Game: 53.8%	5

HOME TEAM: BYU Cougars 19-1, 4-0 MWC

#	Player	tot-fg		3-pt		rebounds					pf	tp	a	to	blk	s	min	
		fg	fga	fg	fga	fta	of	de	tot									
23	HAWS, Tyler	f	3	5	1	2	4	4	0	2	2	0	11	2	0	0	0	25
34	HARTSOCK, Noah	f	3	4	0	0	0	0	1	2	3	1	6	3	1	4	0	23
54	MILES, Chris	c	1	1	0	0	1	2	0	4	4	3	3	2	2	1	0	22
04	EMERY, Jackson	g	3	6	1	4	0	0	1	2	3	3	7	1	2	0	3	20
32	FREDETTE, Jimmer	g	8	18	2	5	3	3	1	1	2	1	21	4	3	0	0	24
00	DAVIES, Brandon	3	4	0	0	2	6	1	3	4	8	0	2	1	0	0	15	
01	ABUO, Charles	4	5	0	0	2	3	3	5	8	3	10	3	0	0	1	17	
02	MORGAN, JR., Lamont	2	2	1	1	0	0	0	1	1	0	5	1	1	0	1	16	
10	LOYD, JR., Michael	2	4	0	2	0	0	0	1	1	2	4	0	1	0	0	10	
12	MAGNUSSON, Logan	0	0	0	0	1	2	0	1	1	1	1	1	0	0	0	3	
13	ZYLSTRA, Brock	0	0	0	0	0	0	0	0	0	0	0	1	0	0	0	3	
15	ANDERSON, James	0	0	0	0	1	3	0	1	1	0	1	0	0	1	0	3	
45	TAVERNARI, Jon.	5	9	2	3	2	2	0	3	3	2	14	2	1	0	4	19	
TEAM																		
Totals.....		34	58	7	17	16	25	8	28	36	20	91	20	13	7	9	200	

TOTAL FG%	1st Half: 14-26 53.8%	2nd Half: 20-32 62.5%	Game: 58.6%	DEADBALL
3-PT. FG%	1st Half: 4-7 57.1%	2nd Half: 3-10 30.0%	Game: 41.2%	REBOUNDS
F Throw %	1st Half: 6-11 54.5%	2nd Half: 10-14 71.4%	Game: 64.0%	1

Officials: Verne Harris, Ronnie Hernandez, Newton Chelette

Technical fouls: Colorado State-None. BYU COUGARS-None.

Attendance: 20155

Score by Periods	1st	2nd	Total
Colorado State	22	25	47
BYU COUGARS	38	53	91

Points in the paint-CS 18, BY 32. Points off turnovers-CS 10, BY 30.

2nd chance points-CS 6, BY 11. Fast break points-CS 0, BY 14.

Bench points-CS 19, BY 43. Score tied-4 times. Lead changed-2 times.

Last FG-CS 2nd-00:00, BY 2nd-00:25.

Largest lead-CS by 1 1st-12:05, BY by 46 2nd-00:25.

BYU - 91

COLORADO STATE - 47

GAME RECAP

The depth of the No. 18/17 BYU bench showed in a 91-47 victory over Colorado State in the Marriott Center. Jimmer Fredette led BYU (18-1, 3-0 MWC) in his return to the Cougar starting lineup by scoring 21 points. Jonathan Tavernari continued to provide strong performances coming off the bench as the senior posted 14 points, four steals, three rebounds and two assists. It rained three early for the Cougars while the Rams found early success with their post play. The first two made baskets for BYU came from downtown with treys by Jackson Emery and Tyler Haws to give the Cougars a 6-2 before CSU (11-6, 2-1) showed their strength down low and tied the score at 8-8. The score remained close throughout the first half before BYU went on a 12-0 run and held the Rams without a field goal the final eight minutes to take a 38-22 lead into the break. Fredette scored eight points in the first five minutes of the second half to set the tone as BYU pulled away.





GAME 20

BYU vs. Wyoming (1.20.10) PROVO, UTAH

BYU - 81 WYOMING - 66

GAME RECAP

No. 14/13 BYU men's basketball extended its overall win streak to 14 with an 81-66 victory over Wyoming. With the win the Cougars improved to 19-1 overall and 4-0 in Mountain West Conference play. Tyler Haws led all scorers with a career-high 24 points. Jackson Emery and Jimmer Fredette also scored in double figures, with 15 and 11 points, respectively. It was a physical game from the start as BYU jumped out to an early 5-0 lead, which it would never relinquish. With the score tied 16-16 Fredette secured an offensive rebound for the quick put-back, but strong defensive play and untimely turnovers by both teams kept either from creating any momentum. Haws scored his tenth point of the game after a two-for-two trip to the free throw line with 8:49 remaining in the first half. Both Fredette and Emery knocked down three-point shots to help the Cougars pull away 32-26. Wyoming struggled from the charity stripe, missing its last five free throws as BYU led 41-33 heading into the break. The Cougars' first double-digit lead of the game came early in the second half after a jumper from Haws made the score 48-37. The score was part of a 12-point BYU run which lasted nearly five minutes. While the Cowboys managed to cut the deficit to 10 points, the Cougars maintained a comfortable lead thanks to baskets by Haws and Emery.



BYU VS. WYOMING – GAME #20

Wyoming vs BYU Cougars

01/20/10 6:02 pm at Marriott Center, Provo, Utah

VISITORS: Wyoming 8-11, 1-4 MWC

##	Player	tot-fg		3-pt		rebounds					pf	tp	a	to	blk	s	min	
		fg	fga	fg	fga	fta	of	de	tot									
11	MUOIEKE, Afam	f	0	1	0	1	0	0	0	0	0	1	0	0	1	0	0	8
25	THIAM, Djibril	f	2	7	0	0	0	3	2	2	4	1	4	1	2	1	0	25
15	WADDELL, Adam	c	6	10	0	0	3	5	1	3	4	1	15	0	1	2	1	30
01	LUSTER, JayDee	g	3	7	0	2	3	5	0	3	3	3	9	6	2	0	1	30
02	BOUEDO, Arthur	g	5	10	2	4	1	2	1	0	1	3	13	0	1	0	0	27
03	JACKSON, Desmar	g	3	3	0	0	0	0	0	1	1	3	6	1	1	0	0	11
05	DERMODY, Ryan	g	2	6	2	6	0	1	0	3	3	3	6	0	0	1	0	28
22	M'BAVE, Amath	g	2	2	0	0	1	2	2	4	6	3	5	0	6	0	1	14
33	SYLLA, Boubacar	g	0	1	0	0	0	0	0	3	3	1	0	0	1	0	0	4
51	DAVIS, A.J.	g	1	5	0	2	6	8	0	2	2	2	8	1	2	0	3	23
TEAM																		
Totals.....			24	52	4	15	14	26	9	24	33	21	66	9	17	4	6	200

TOTAL FG%	1st Half: 9-24 37.5%	2nd Half: 7-27 25.9%	Game: 31.4%	DEADBALL
3-Pt. FG%	1st Half: 0-3 0.0%	2nd Half: 1-10 10.0%	Game: 7.7%	REBOUNDS
F Throw %	1st Half: 4-5 80.0%	2nd Half: 10-17 58.8%	Game: 63.6%	5

HOME TEAM: BYU COUGARS 18-1, 3-0 MWC

##	Player	tot-fg		3-pt		rebounds					pf	tp	a	to	blk	s	min	
		fg	fga	fg	fga	fta	of	de	tot									
34	HARTSOCK, Noah	f	3	4	0	0	2	2	0	4	4	0	8	0	0	1	2	26
54	MILES, Chris	c	2	3	0	0	1	2	0	5	5	3	5	3	2	0	1	23
04	EMERY, Jackson	g	4	11	1	6	6	8	1	4	5	4	15	3	1	1	4	25
23	HAWS, Tyler	g	8	12	4	5	4	4	2	6	0	24	0	2	1	0	35	
32	FREDETTE, Jimmer	g	3	11	1	4	4	7	2	4	6	2	11	3	0	0	2	32
00	DAVIES, Brandon	g	2	6	0	0	1	2	1	0	1	3	5	0	2	0	0	13
01	ABOOU, Charles	g	3	5	0	0	0	0	0	3	3	2	6	1	0	0	0	9
02	MORGAN, JR., Lamont	g	2	3	0	1	0	1	0	0	0	0	4	1	1	0	0	12
10	LOYD, JR., Michael	g	0	3	0	1	0	0	0	0	0	3	0	0	0	0	0	8
45	TAVERNARI, Jon.	g	0	2	0	1	3	4	1	4	5	2	3	2	1	0	0	17
TEAM																		
Totals.....			27	60	6	18	21	30	13	27	40	19	81	13	9	3	9	201

TOTAL FG%	1st Half: 13-28 46.4%	2nd Half: 14-32 43.8%	Game: 45.0%	DEADBALL
3-Pt. FG%	1st Half: 4-11 36.4%	2nd Half: 2-7 28.6%	Game: 33.3%	REBOUNDS
F Throw %	1st Half: 11-13 84.6%	2nd Half: 10-17 58.8%	Game: 70.0%	4

Officials: Rick Batsell, Bob Staffen, Randy McCall
 Technical fouls: Wyoming-None. BYU Cougars-None.
 Attendance: 10931

Score by Periods	1st	2nd	Total
Wyoming	33	33	66
BYU Cougars	41	40	81

Points in the paint-WY 22,BY 28. Points off turnovers-WY 11,BY 15.
 2nd chance points-WY 8,BY 10. Fast break points-WY 6,BY 4.
 Bench points-WY 25,BY 18. Score tied-4 times. Lead changed-0 times.
 Last FG-WY 2nd-00:14, BY 2nd-00:23.
 Largest lead-WY None, BY by 18 2nd-13:21.

GAME 21

BYU vs. San Diego State (1.23.10) SAN DIEGO, CALIFORNIA

BYU AT SAN DIEGO STATE – GAME #21

BRIGHAM YOUNG vs SAN DIEGO STATE

01-23-10 7:02 pm PST at Viejas Arena at Aztec Bowl - San Diego

VISITORS: BRIGHAM YOUNG 20-1 (5-0 MWC)

##	Player	tot-fg		3-pt		rebounds												
		fg	fga	fg	fga	ft	fta	of	de	tot	pf	tp	a	to	blk	s	min	
34	HARTSOCK, Noah	f	2	4	0	0	0	0	0	2	2	2	4	2	0	4	0	22
54	MILES, Chris	c	3	7	0	0	0	0	4	3	7	0	6	1	0	2	0	31
04	EMERY, Jackson	g	1	9	0	6	0	0	5	5	2	2	4	1	0	3	27	
23	HAWS, Tyler	g	6	10	3	4	2	2	1	1	2	0	17	2	1	0	0	32
32	FREDETTE, Jimmer	g	11	19	5	8	6	6	1	2	3	1	33	5	3	1	1	38
00	DAVIES, Brandon	1	2	0	0	0	0	0	2	2	4	2	0	2	0	0	0	7
01	ABOOU, Charles	2	4	0	0	0	0	1	4	5	1	4	0	0	1	1	11	
02	MORGAN, JR., Lamont	0	0	0	0	0	0	0	0	0	0	0	0	1	0	0	2	
10	LOYD, JR., Michael	0	0	0	0	0	0	0	0	0	0	0	0	0	0	0	5	
15	ANDERSON, James	0	0	0	0	0	0	0	0	0	0	1	0	0	0	0	2	
45	TAVERNARI, Jonathan	1	5	1	3	0	0	1	4	5	0	3	2	2	1	1	23	
	TEAM							2	2	4								
	Totals.....		27	60	9	21	8	8	10	25	35	11	71	16	11	9	6	200

TOTAL FG%	1st Half: 13-30 43.3%	2nd Half: 14-30 46.7%	Game: 45.0%	DEADBALL
3-Pt. FG%	1st Half: 5-11 45.5%	2nd Half: 4-10 40.0%	Game: 42.9%	REBOUNDS
F Throw %	1st Half: 4-4 100%	2nd Half: 4-4 100%	Game: 100%	0

HOME TEAM: SAN DIEGO STATE 14-6 (3-3 MWC)

##	Player	tot-fg		3-pt		rebounds												
		fg	fga	fg	fga	ft	fta	of	de	tot	pf	tp	a	to	blk	s	min	
04	THOMAS, Malcolm	f	1	6	0	0	0	2	4	6	0	2	5	2	2	0	29	
15	LEONARD, Kawhi	f	7	15	2	4	0	0	6	5	11	2	16	1	0	1	0	33
32	WHITE, Billy	f	2	5	0	1	4	4	1	1	2	2	8	2	1	0	5	27
22	TAPLEY, Chase	g	4	9	3	5	0	0	0	3	3	11	3	1	2	1	29	
23	GAY, D.J.	g	4	11	1	4	3	3	1	1	2	0	12	2	0	0	32	
03	SHELLEY, Tyrone	2	4	0	0	0	0	1	1	2	0	4	1	4	1	2	13	
05	CARLWELL, Brian	4	5	0	0	0	1	0	4	4	2	8	0	0	0	0	14	
40	DAVIS, Kelvin	3	12	1	8	1	2	1	3	4	3	8	3	3	0	0	23	
	TEAM							5	1	6								
	Totals.....		27	67	7	22	8	10	17	23	40	12	69	17	12	6	8	200

TOTAL FG%	1st Half: 15-34 44.1%	2nd Half: 12-33 36.4%	Game: 40.3%	DEADBALL
3-Pt. FG%	1st Half: 2-8 25.0%	2nd Half: 5-14 35.7%	Game: 31.8%	REBOUNDS
F Throw %	1st Half: 2-3 66.7%	2nd Half: 6-7 85.7%	Game: 80.0%	0

Officials: Mike Reed, Bobby McRoy, Jimmy Casas

Technical fouls: BRIGHAM YOUNG-None. SAN DIEGO STATE-WHITE, Billy.

Attendance: 12414

Score by Periods

	1st	2nd	Total
BRIGHAM YOUNG	35	36	71
SAN DIEGO STATE	34	35	69

Points in the paint-BY 18,SDSU 40. Points off turnovers-BY 8,SDSU 14.

2nd chance points-BY 11,SDSU 14. Fast break points-BY 4,SDSU 9.

Bench points-BY 9,SDSU 20. Score tied-3 times. Lead changed-6 times.

Last FG-BY 2nd-00:22, SDSU 2nd-00:01.

Largest lead-BY by 12 1st-10:39, SDSU by 5 2nd-11:59

BYU - 71

SAN DIEGO STATE - 69

GAME RECAP

Jimmer Fredette scored 33 points at San Diego State and Charles Abouo had a block on a pivotal possession late in the game as BYU defeated the Aztecs 71-69. The win was the 15th-consecutive for the Cougars, the second-longest streak in program history. BYU improved to 20-1 with the win, tied for the best record ever for a Cougar team, set previously in 1987-88. Fredette finished with 33 on 11-of-19 from the field, including 5-of-8 from three and 6-of-6 from the free throw line. Up by a single point with under a minute left, BYU wore down the shot clock to under ten seconds when Fredette took the ball from the top of the key and slipped in for a left-handed layup to push the lead to 69-66. On the ensuing possession for San Diego State, Kelvin Davis drove underneath looking for a layup, but BYU's Charles Abouo blocked the shot away, preserving the win after two more Fredette free throws. BYU started the second half stagnant, eventually giving up the lead to the Aztecs, 48-44. That's when Abouo came in for his first minutes of the game, quickly scoring on a tip-in and a jumper from the wing. Abouo finished with five rebounds, four points, one steal and one block. That jumper would begin a 15-0 run by the Cougars over the next 5:38 of the game. Tyler Haws, Fredette and Jonathan Tavernari each hit a three-pointer as BYU came back to take a double-digit lead, 61-50 with six minutes left. Fredette went on to score seven of BYU's last nine points to seal the win. BYU again came out hot to start the game, led by freshman Tyler Haws who scored the team's first five points and had 10 at halftime. Haws shot 6-of-10, 3-of-4 from beyond the arc for 17 points.





GAME 22

BYU vs. New Mexico (1.27.10) ALBUQUERQUE, NEW MEXICO

BYU - 72 NEW MEXICO - 76

GAME RECAP

Jimmer Fredette scored 27 points, including a go-ahead three with two minutes left in the game, but New Mexico made the key plays down the stretch to defeat BYU, 76-72 at the Pit. With the loss, BYU fell to 20-2 overall and 5-1 in MWC competition. The Cougars trailed the entire game until Fredette spotted up behind a screen seven feet behind the three-point line, swishing a triple as the shot clock expired to give BYU its first lead, 64-62 with three minutes to play. Dairese Gary scored nine points for New Mexico in the final 90 seconds on his way to a career-high 25 points. Fredette added seven assists and made all seven free throws he took in 34 minutes of action. Jonathan Tavernari scored ten key points early in the second half, finishing with 17, including three treys, and four rebounds. On the defensive end, Noah Hartsock shut down the Lobos' leading scorer, Darington Hobson, forcing Hobson into 1-of-11 shooting and just five points, 10 points fewer than his per-game average. Hartsock played a career-high 32 minutes, posting 10 points, seven rebounds, one block and one assist.



BYU AT NEW MEXICO – GAME #22

#12/10 BYU vs #23/rv New Mexico
1/27/10 8:02 PM at Albuquerque, N.M./The Pit
VISITORS: #12/10 BYU 20-2, 5-1

##	Player	tot-fg		3-pt		rebounds												
		fg	fga	fg	fga	ft	fta	of	de	tot	pf	tp	a	to	blk	s	min	
34	HARTSOCK, Noah	f	4	7	0	0	2	3	1	6	7	0	10	1	0	1	0	32
54	MILES, Chris	f	0	3	0	0	1	2	1	1	2	3	1	0	2	1	0	11
04	EMERY, Jackson	g	3	10	1	7	1	2	0	6	6	3	8	0	0	0	3	32
23	HAWS, Tyler	g	3	8	0	1	1	2	2	5	7	1	7	3	2	0	2	28
32	FREDETTE, Jimmer	g	8	21	4	6	7	7	0	1	1	2	27	7	3	0	1	34
00	DAVIES, Brandon	g	0	0	0	0	0	2	2	4	4	0	0	2	0	1	6	
01	ABOUO, Charles	g	1	3	0	0	0	1	3	4	3	2	2	0	1	1	15	
02	MORGAN, JR., Lamont	g	0	0	0	0	0	0	1	1	1	0	0	1	0	0	6	
10	LOYD, JR., Michael	g	0	0	0	0	0	0	0	0	0	0	0	0	0	0	2	
15	ANDERSON, James	g	0	0	0	0	0	0	1	1	3	0	0	0	1	0	5	
45	TAVERNARI, Jon.	g	5	11	3	5	4	1	3	4	3	17	1	1	1	1	29	
TEAM																		
Totals.....		24	63	8	19	16	20	10	31	41	23	72	14	11	5	9	200	

TOTAL FG%	1st Half: 10-32 31.3%	2nd Half: 14-31 45.2%	Game: 38.1%	DEADBALL
3-Pt. FG%	1st Half: 3-10 30.0%	2nd Half: 5-9 55.6%	Game: 42.1%	REBOUNDS
F Throw %	1st Half: 9-10 90.0%	2nd Half: 7-10 70.0%	Game: 80.0%	2

HOME TEAM: #23/rv New Mexico 19-3, 5-2

##	Player	tot-fg		3-pt		rebounds												
		fg	fga	fg	fga	ft	fta	of	de	tot	pf	tp	a	to	blk	s	min	
00	HARDEMAN, A.J.	f	3	8	0	0	3	3	3	6	1	6	1	0	3	0	22	
30	MARTINEZ, Rom.	f	5	10	2	4	0	2	0	4	4	1	12	2	2	0	1	33
01	HOBSON, Dar.	g	1	11	0	2	3	4	4	10	14	4	5	4	2	1	32	
05	GARY, Dairese	g	6	10	1	2	12	17	2	1	3	1	25	4	3	0	33	
23	MCDONALD, Phil.	g	3	8	2	5	1	1	0	2	2	2	9	0	1	0	26	
03	DENNIS, Curtis	g	3	8	1	2	4	0	1	1	1	11	1	2	0	2	16	
04	ADAMS, Chad	g	0	0	0	0	0	0	0	0	1	0	0	0	0	0	5	
11	GARTH, Nate	g	0	2	0	1	0	0	0	0	2	0	1	1	0	0	10	
13	FENTON, Jamal	g	1	2	1	1	0	0	0	0	0	3	0	0	0	0	7	
15	BROWN, Will	g	2	4	0	0	1	2	4	3	7	2	5	0	0	1	0	16
TEAM																		
Totals.....		24	63	7	17	21	33	16	31	47	15	76	13	11	5	6	200	

TOTAL FG%	1st Half: 11-35 31.4%	2nd Half: 13-28 46.4%	Game: 38.1%	DEADBALL
3-Pt. FG%	1st Half: 4-11 36.4%	2nd Half: 3-6 50.0%	Game: 41.2%	REBOUNDS
F Throw %	1st Half: 10-16 62.5%	2nd Half: 11-17 64.7%	Game: 63.6%	4

Officials: Mike Scyphers, Larry Spaulding, Chris Rastatter
Technical fouls: #12/10 BYU-None. #23/rv New Mexico-None.
Attendance: 14586

Score by Periods	1st	2nd	Total
#12/10 BYU	32	40	72
#23/rv New Mexico	36	40	76

Points in the paint-BY 28,NM 32. Points off turnovers-BY 13,NM 13.
2nd chance points-BY 14,NM 16. Fast break points-BY 15,NM 8.
Bench points-BY 19,NM 19. Score tied-5 times. Lead changed-5 times.
Last FG-BY 2nd-00:03, NM 2nd-01:30.
Largest lead-BY by 3 1st-19:40, NM by 9 1st-09:52.

GAME 23

BYU vs. Utah (1.30.10) PROVO, UTAH

BYU VS. UTAH – GAME #23

Utah vs BYU COUGARS

01/30/10 7:02 pm at Marriott Center, Provo, Utah

VISITORS: Utah 10-11, 3-4 MWC

##	Player	tot-fg		3-pt		rebounds							tp	a	to	blk	s	min
		fg	fga	fg	fga	ft	fta	of	de	tot	pf							
01	WATKINS, Jay	* 7	16	0	0	4	5	4	7	11	4	18	2	3	1	2	34	
03	HENDERSON, Mar.	* 5	15	2	9	4	4	1	3	4	2	16	1	1	0	0	37	
05	DRCA, Luka	* 2	6	0	3	2	2	1	4	5	2	6	3	4	0	1	35	
15	BROWN, Carlson	* 2	5	1	3	0	0	0	1	1	1	5	2	3	0	0	18	
51	FOSTER, David	* 3	4	0	0	0	0	1	3	4	3	6	2	1	4	0	24	
02	TAVITA, Jace	0	2	0	2	0	0	0	8	8	3	0	3	2	0	0	26	
14	TILLIE, Kim	4	7	0	0	1	2	1	1	2	1	9	1	2	1	0	17	
32	GLOVER, Shawn	3	6	1	1	2	2	0	2	2	1	9	2	0	0	0	9	
TEAM																		
Totals.....		26	61	4	18	13	15	9	31	40	17	69	16	16	6	3	200	

TOTAL FG%	1st Half: 12-29 41.4%	2nd Half: 14-32 43.8%	Game: 42.6%	DEADBALL
3-Pt. FG%	1st Half: 1-8 12.5%	2nd Half: 3-10 30.0%	Game: 22.2%	REBOUNDS
F Throw %	1st Half: 5-6 83.3%	2nd Half: 8-9 88.9%	Game: 86.7%	1

HOME TEAM: BYU COUGARS 21-2, 6-1 MWC

##	Player	tot-fg		3-pt		rebounds							tp	a	to	blk	s	min
		fg	fga	fg	fga	ft	fta	of	de	tot	pf							
34	HARTSOCK, Noah	f 1	2	0	0	0	0	0	3	3	1	2	0	0	1	0	24	
54	MILES, Chris	c 1	4	0	0	3	4	1	2	3	3	5	3	1	0	1	28	
04	EMERY, Jackson	g 3	10	2	6	0	2	2	5	7	1	8	4	0	0	6	34	
23	HAWS, Tyler	g 7	11	0	1	1	2	3	4	7	1	15	1	0	0	1	33	
32	FREDETTE, Jimmer	g 11	23	4	5	10	12	1	3	4	3	36	2	3	0	1	35	
00	DAVIES, Brandon	2	6	0	1	0	0	0	1	1	1	4	0	0	0	0	10	
01	ABOUO, Charles	3	4	0	0	0	0	0	3	3	0	6	0	1	0	0	10	
02	MORGAN, JR., Lamont	0	1	0	0	0	0	0	0	0	0	0	0	0	0	0	3	
10	LOYD, JR., Michael	0	0	0	0	0	0	0	0	0	0	0	0	0	0	0	2	
12	MAGNUSSON, Logan	0	0	0	0	1	2	0	0	0	0	1	0	0	0	0	1	
45	TAVERNARI, Jon.	2	5	1	1	0	0	0	3	3	1	5	2	1	0	1	20	
TEAM																		
Totals.....		30	66	7	14	15	22	7	27	34	11	82	12	6	1	10	200	

TOTAL FG%	1st Half: 17-34 50.0%	2nd Half: 13-32 40.6%	Game: 45.5%	DEADBALL
3-Pt. FG%	1st Half: 5-7 71.4%	2nd Half: 2-7 28.6%	Game: 50.0%	REBOUNDS
F Throw %	1st Half: 5-8 62.5%	2nd Half: 10-14 71.4%	Game: 68.2%	5

Officials: David Hall, Shawn Lehigh, Michael Irving

Technical fouls: Utah-None. BYU COUGARS-None.

Attendance: 22644

Score by Periods	1st	2nd	Total
Utah	30	39	69
BYU COUGARS	44	38	82

Marriott Center sellout

Points in the paint-UT 24, BY 38. Points off turnovers-UT 10, BY 16.

2nd chance points-UT 10, BY 8. Fast break points-UT 0, BY 12.

Bench points-UT 18, BY 16. Score tied-0 times. Lead changed-0 times.

Fast FG-UT 2nd-02:14, BY 2nd-03:02.

Largest lead-UT None, BY by 18 1st-06:39.

BYU - 82 UTAH - 69

GAME RECAP

Junior guard Jimmer Fredette scored 36 points in No. 10 BYU's 82-69 victory over Utah in the Deseret First Duel in front of a sold out Marriott Center crowd. With the win the Cougars improved to 21-2 on the season and 6-1 in Mountain West Conference play. Fredette led all scorers, scoring more points against Utah than any other player in BYU history, breaking Danny Ainge's mark of 35 points set in 1981. Fredette shot 11-for-23 from the field, including 4-for-5 from three, and 10-for-12 from the free throw line. Freshman Tyler Haws also scored in double figures with 15 points. Haws and Jackson Emery brought down a team-high seven rebounds apiece. Emery also tied a career high with six steals. BYU's two Lone Peak High School products, Haws and Emery, accounted for the Cougars' first 16 points of the game. Haws made the first six points, while back-to-back three-pointers and three steals from Emery gave BYU an early 16-6 advantage. With just under 12 minutes to play, it was Fredette's turn to contribute, as the junior knocked down a pair of free throws, two treys and a jumper, giving him 10 points to further increase the Cougars' lead to 30-13. Jonathan Tavernari hit a three before the halftime break to send the Cougars into the locker room ahead, 44-30. Utah cut the lead to six in the second half but Fredette responded with 12-straight BYU points on two threes sandwiched by two three-point plays to help the Cougars pull away for the win.





GAME 24

BYU vs. TCU (2.2.10) PROVO, UTAH

BYU - 76
TCU - 56

GAME RECAP

The BYU men's basketball team hit the ground running against TCU, opening with a 10-0 lead and never looking back in a 76-56 win at home. BYU was led by Jimmer Fredette with 26 points. Noah Hartssock also contributed 14 points for the Cougars while Jackson Emery chipped in 12 points. Senior Chris Miles led the BYU effort on the boards with a career-high 11 rebounds. Emery led the strong start with two threes in the first five minutes of the game while also leading BYU on the defensive end with two early steals. With seven minutes to play, BYU led 21-13 and had assisted on each of their first seven field goals. With a relatively comfortable lead, Rose began to showcase the depth of his bench, which scored 13 points in the first half, including two treys by Lamont Morgan, Jr., and a three-pointer by Jonathan Tavernari. With 2:45 remaining in the first half, Emery hit a three-point bucket of his own to give BYU its largest lead of the half at 33-19. TCU made several charges in the second half but BYU responded to every threat. With the Cougars leading 40-28, Fredette scored five-straight points. Later in the half, the Frogs cut the lead to 10 and eight points but Fredette responded each time with a three.



BYU VS. TCU – GAME #24

TCU vs BYU COUGARS
02/02/10 7:02 pm at Marriott Center, Provo, Utah
VISITORS: TCU 10-13, 2-6 MWC

##	Player	tot-fg		3-pt		rebounds										min			
		fg	fga	fg	fga	fta	of	de	tot	pf	tp	a	to	blk	s				
21	CERINA, Nikola	f	2	7	0	0	2	4	2	4	6	4	6	0	1	3	0	29	
24	BUTLER, Kevin	f	0	3	0	0	0	0	2	0	2	3	0	1	0	0	1	16	
02	ROBERSON, Xavier	g	3	7	2	4	0	0	0	0	0	3	8	0	1	0	2	19	
05	MOSS, Ronnie	g	4	14	0	4	2	2	0	4	4	1	10	7	4	0	0	37	
13	RUZGAS, Edvinas	g	1	4	0	1	0	0	1	4	5	3	2	0	2	0	0	23	
15	BULJAN, Zvonko	g	3	14	0	3	1	2	0	9	9	1	7	0	1	2	0	29	
22	MITCHEM, Keion		0	0	0	0	1	2	0	1	1	0	1	0	2	1	0	8	
25	HILL, Greg	g	5	7	1	3	0	0	1	3	4	2	11	0	0	0	1	20	
33	GREEN, Garlon	g	3	4	0	1	5	5	1	2	3	2	11	0	0	0	0	19	
TEAM																			
Totals.....		21	60	3	16	11	15	8	28	36	19	56	8	11	6	4	200		

TOTAL FG%	1st Half: 10-28 35.7%	2nd Half: 11-32 34.4%	Game: 35.0%	DEADBALL
3-Pt. FG%	1st Half: 1-8 12.5%	2nd Half: 2-8 25.0%	Game: 18.8%	REBOUNDS
F Throw %	1st Half: 0-2 0.0%	2nd Half: 11-13 84.6%	Game: 73.3%	2

HOME TEAM: BYU COUGARS 22-2, 7-1 MWC

##	Player	tot-fg		3-pt		rebounds										min			
		fg	fga	fg	fga	fta	of	de	tot	pf	tp	a	to	blk	s				
23	HAWS, Tyler	f	0	4	0	2	0	0	0	4	4	0	0	0	0	0	0	12	
34	HARTSOCK, Noah	f	6	9	0	1	2	2	3	3	6	1	14	0	2	1	1	30	
54	MILES, Chris	c	1	5	0	0	1	2	3	8	11	2	3	2	0	0	0	22	
04	EMERY, Jackson	g	4	9	4	8	0	0	2	2	4	1	12	6	1	2	37		
32	FREDETTE, Jimmer	g	8	17	4	6	6	6	0	4	4	0	26	3	1	0	1	29	
00	DAVIES, Brandon		0	1	0	0	0	0	0	0	0	0	0	0	0	0	0	3	
01	ABOUQ, Charles		0	4	0	2	5	6	1	3	4	3	5	3	1	1	1	20	
02	MORGAN, JR., Lamont		2	3	2	2	0	0	0	0	0	1	6	2	0	0	0	11	
10	LOYD, JR., Michael		0	0	0	0	0	0	0	0	0	0	1	0	0	0	0	5	
15	ANDERSON, James		1	3	0	0	2	2	1	3	1	4	1	1	1	1	0	10	
45	TAVERNARI, Jon.		2	7	1	4	1	3	0	4	4	2	6	1	2	0	0	21	
TEAM																			
Totals.....		24	62	11	25	17	21	12	33	45	11	76	19	8	5	5	200		

TOTAL FG%	1st Half: 13-33 39.4%	2nd Half: 11-29 37.9%	Game: 38.7%	DEADBALL
3-Pt. FG%	1st Half: 7-14 50.0%	2nd Half: 4-11 36.4%	Game: 44.0%	REBOUNDS
F Throw %	1st Half: 2-2 100%	2nd Half: 15-19 78.9%	Game: 81.0%	2

Officials: Mark Whitehead, Rick Hartzell, Mike Reed
Technical fouls: TCU-None. BYU COUGARS-None.
Attendance: 11454

Score by Periods	1st	2nd	Total
TCU	21	35	56
BYU COUGARS	35	41	76

Points in the paint-TC 24, BY 18. Points off turnovers-TC 6, BY 11.
2nd chance points-TC 4, BY 12. Fast break points-TC 4, BY 4.
Bench points-TC 30, BY 21. Score tied-0 times. Lead changed-0 times.
Last FG-TC 2nd-01:41, BY 2nd-00:21.
Largest lead-TC None, BY by 2nd-00:21.

GAME 25

BYU vs. UNLV (2.6.10) LAS VEGAS, NEVADA

BYU AT UNLV – GAME #25

BYU vs UNLV

02/06/10 1:00 PM at Tarkanian Court, Thomas & Mack Center

VISITORS: BYU 22-3, 7-2

#	Player	tot-fg		3-pt		rebounds							min					
		fg	fga	fg	fga	ft	fta	of	de	tot	pf	tp		a	to	blk	s	
34	HARTSOCK, Noah	f	3	9	0	1	2	2	3	1	4	4	8	1	0	2	0	25
54	MILES, Chris	c	0	0	0	0	0	0	0	2	2	3	0	0	1	0	0	16
04	EMERY, Jackson	g	3	9	1	6	3	4	1	2	3	3	10	1	2	0	1	26
23	HAWS, Tyler	g	2	8	1	3	0	0	2	1	3	1	5	0	1	0	0	29
32	FREDETTE, Jimmer	g	4	15	2	7	11	13	2	5	7	1	21	6	2	0	2	37
01	ABUJO, Charles	g	3	5	1	2	2	2	1	2	3	3	9	0	1	0	1	18
02	MORGAN, JR., Lamont	g	0	2	0	1	0	0	0	0	0	1	0	1	0	0	0	4
10	LOYD, JR., Michael	g	1	2	0	1	1	1	0	0	0	0	3	1	1	0	1	10
12	MAGNUSSON, Logan	g	0	0	0	0	0	0	0	0	0	0	0	0	0	0	0	1
15	ANDERSON, James	g	1	1	0	0	0	0	0	1	1	3	2	0	0	0	0	1
45	TAVERNARI, Jon.	g	7	12	2	6	0	0	0	7	7	1	16	2	2	0	1	33
	TEAM									5	2	7						
	Totals.....		24	63	7	27	19	22	14	23	37	20	74	12	11	2	6	200

TOTAL FG%	1st Half: 9-27 33.3%	2nd Half: 15-36 41.7%	Game: 38.1%	DEADBALL REBOUNDS
3-Pt. FG%	1st Half: 4-15 26.7%	2nd Half: 3-12 25.0%	Game: 25.9%	1
F Throw %	1st Half: 12-12 100%	2nd Half: 7-10 70.0%	Game: 86.4%	

HOME TEAM: UNLV 19-4, 7-2

#	Player	tot-fg		3-pt		rebounds							min					
		fg	fga	fg	fga	ft	fta	of	de	tot	pf	tp		a	to	blk	s	
22	STANBACK, Chace	f	3	10	1	3	0	0	2	12	14	4	7	4	1	0	1	34
12	MASSAMBA, Brice	c	1	3	0	0	0	1	1	2	3	3	2	1	2	1	0	16
00	BELLFIELD, Oscar	g	4	7	3	4	1	3	1	1	2	2	12	2	2	0	1	29
02	WALLACE, Kendall	g	3	6	1	4	2	2	0	1	1	0	9	3	1	0	1	27
33	WILLIS, Tre'Von	g	11	20	4	7	7	9	1	4	5	2	33	8	0	1	2	38
03	MARSHALL, Anth.	g	2	2	0	0	0	2	1	1	2	1	4	2	1	0	1	13
20	JONES, Steve	g	1	1	0	0	0	0	1	0	1	0	2	0	1	0	0	6
31	HAWKINS, Justin	g	1	2	0	1	0	0	1	1	2	2	1	1	0	2	13	
34	SHAW, Matt	g	4	7	3	4	2	2	2	3	5	2	13	3	0	0	0	15
44	SANTEE, Darris	g	2	3	0	0	0	0	0	1	1	2	4	0	0	1	0	9
	TEAM									1	2							
	Totals.....		32	61	12	23	12	19	11	27	38	16	88	24	9	3	8	200

TOTAL FG%	1st Half: 20-31 64.5%	2nd Half: 12-30 40.0%	Game: 52.5%	DEADBALL REBOUNDS
3-Pt. FG%	1st Half: 9-13 69.2%	2nd Half: 3-10 30.0%	Game: 52.2%	2
F Throw %	1st Half: 7-10 70.0%	2nd Half: 5-9 55.6%	Game: 63.2%	

Officials: Scott Thornley, Verne Harris, Tom O'Neill

Technical fouls: BYU-None. UNLV-None.

Attendance: 18557

Score by Periods	1st	2nd	Total
BYU	34	40	74
UNLV	56	32	88

Points in the paint-BY 22, LV 28. Points off turnovers-BY 11, LV 17.

2nd chance points-BY 10, LV 12. Fast break points-BY 4, LV 6.

Bench points-BY 30, LV 25. Score tied-1 time. Lead changed-0 times.

Last FG-BY 2nd-00:58, LV 2nd-03:50.

Largest lead-BY None, LV by 29 05-13.

BYU - 74

UNLV - 88

GAME RECAP

BYU (22-3, 7-2) lost its third game of the season, dropping an 88-74 decision to UNLV in Mountain West Conference play. UNLV (19-4, 7-2) hit eight three-pointers in the first 12 minutes of the game, including four on four-straight possessions in less than two minutes, going up 36-13 at 8:46 in the first half. UNLV went up by as many as 29 points, 47-18, with just over five minutes left in the half. The Cougars would get the Rebel lead down to 22 by halftime, but could only hold even with UNLV in the second half. Jonathan Tavernari shot 7-for-12 from the field for 16 points off the bench with seven rebounds and two assists. Jimmer Fredette scored 21 points while leading the team with six assists and tying Tavernari for a game-high seven rebounds. Fredette's points came largely off of an 11-for-13 output from the free throw line, including 10-for-10 in the first half. The Cougars got as close as 13 points at 61-48 with 14:34 left in the second half after Fredette scored on a layup and Tavernari found Tyler Haws open in the corner for a three. But UNLV answered with a 7-0 run, going back up to a 68-48 lead. UNLV shot 52.5 percent from the field and hit a season-high 12-for-23 three-pointers (52.2 percent), racking up 24 assists to BYU's 12.





GAME 26

BYU vs. Air Force (2.13.10) PROVO, UTAH

BYU - 91 AIR FORCE - 48

GAME RECAP

A big first half helped the No. 17 BYU men's basketball team secure a 91-48 victory over Air Force at the Marriott Center. With the win the Cougars improved to 23-3 overall and 8-2 in Mountain West Conference play. Senior Jonathan Tavernari led all scorers with 19 points, including five three-pointers. Other Cougars scoring in double figures included Jackson Emery with 18 and Tyler Haws with 16. Emery made two quick three-pointers to open the game, but the Falcons scored the next seven points to gain their only lead of the game. Coming out of a timeout, the Cougars went on a 12-0 run, which included an Emery steal and fast-break layup. Tavernari capped the run with his first of four consecutive treys in two minutes. His quick 12 points gave BYU a 27-12 lead. A strong defensive effort by the Cougars kept the Falcons from scoring back-to-back baskets for the final 15 minutes of the half. Emery made two additional three-pointers during a 13-0 BYU run. A three-point play converted by senior Chris Miles extended the BYU lead to 30 points. The half ended with a jumper by Haws, sending the Cougars into the locker room with a 53-20 lead. BYU shot 66.7 percent from the field in the first half. Jimmer Fredette opened the second half scoring a jumper for BYU. Haws soon followed with a make from behind the arc, bringing the score to 58-22. A three-pointer by Charles Abouo extended the BYU lead to 80-42.



BYU VS. AIR FORCE – GAME #26

Air Force vs BYU COUGARS

02/13/10 4:02 pm at Marriott Center, Provo, Utah

VISITORS: Air Force 9-15, 1-10 MWC

##	Player	tot-fg		3-pt		rebounds											
		fg	fga	fg	fga	ft	fta	of	de	tot	pf	tp	a	to	blk	s	min
10	FLETCHER, Todd	* 1	5	1	5	0	0	0	5	5	2	3	2	1	0	1	22
14	LYONS, Michael	* 3	7	2	4	2	2	1	2	3	2	10	2	5	0	1	31
33	McLAIN, Mike	* 2	3	2	2	0	1	0	2	2	2	6	1	2	0	0	23
35	WASH., Evan	* 1	4	0	2	0	0	0	1	1	2	2	3	1	0	0	26
50	PARKER, Grant	* 2	7	0	2	1	2	0	2	2	3	5	2	5	0	0	22
05	FITZGERALD, Mike	4	8	4	7	1	2	2	2	0	2	1	13	0	3	0	19
13	BOHANNON, Zach	2	2	0	0	0	0	0	1	1	2	4	1	1	0	1	18
20	FOW, Tom	1	3	1	3	0	0	0	0	0	1	3	0	0	0	0	2
22	MERRIEX, Avery	0	3	0	0	0	0	0	0	0	1	0	1	2	0	0	14
24	BROOKS, Derek	1	1	0	0	0	0	0	0	0	2	2	0	0	0	0	3
32	HEMPSEY, Shawn	0	1	0	1	0	0	0	1	1	0	0	0	1	0	0	8
34	BROEKHUIS, Taylor	0	1	0	0	0	1	0	1	1	3	0	0	1	0	0	12
TEAM																	
Totals.....		17	45	10	26	4	8	4	15	19	22	48	12	22	0	3	200

TOTAL FG%	1st Half: 8-24 33.3%	2nd Half: 9-21 42.9%	Game: 37.8%	DEADBALL
3-Pt. FG%	1st Half: 4-12 33.3%	2nd Half: 6-14 42.9%	Game: 38.5%	REBOUNDS
F Throw %	1st Half: 0-0 0.0%	2nd Half: 4-8 50.0%	Game: 50.0%	3

HOME TEAM: BYU COUGARS 23-3, 8-2 MWC

##	Player	tot-fg		3-pt		rebounds											
		fg	fga	fg	fga	ft	fta	of	de	tot	pf	tp	a	to	blk	s	min
04	EMERY, Jackson	* 7	9	4	6	0	0	1	4	5	0	18	3	1	0	1	26
23	HAWS, Tyler	* 5	8	1	2	5	6	1	1	2	2	16	2	3	0	0	25
32	FREDETTE, Jimmer	* 3	6	1	3	2	2	1	0	1	1	9	6	1	0	0	27
34	HARTSOCK, Noah	* 4	7	0	0	0	0	2	4	6	2	8	2	1	0	0	25
54	MILES, Chris	* 1	2	0	0	1	1	0	3	3	2	3	0	0	1	0	10
00	DAVIES, Brandon	0	2	0	0	3	7	0	2	2	2	3	0	2	0	2	12
01	ABOUO, Charles	1	2	1	1	0	0	4	0	4	1	3	1	2	0	1	14
10	LOYD, JR., Michael	2	4	0	1	3	4	0	3	3	0	7	3	1	0	1	16
12	MAGNUSSON, Logan	0	0	0	0	0	0	2	2	0	0	1	0	0	1	0	9
13	ZYLSTRA, Brock	0	1	0	1	2	0	0	0	1	1	0	1	0	0	0	8
15	ANDERSON, James	1	2	0	0	2	2	0	0	0	1	4	0	0	0	0	4
45	TAVERNARI, Jon.	6	10	5	7	2	2	1	4	5	1	19	2	0	0	3	24
TEAM																	
Totals.....		30	53	12	20	19	26	11	25	36	13	91	20	12	1	13	200

TOTAL FG%	1st Half: 20-30 66.7%	2nd Half: 10-23 43.5%	Game: 56.6%	DEADBALL
3-Pt. FG%	1st Half: 10-14 71.4%	2nd Half: 2-6 33.3%	Game: 60.0%	REBOUNDS
F Throw %	1st Half: 3-3 100%	2nd Half: 16-23 69.6%	Game: 73.1%	4

Officials: Bruce Hicks, Shawn Lehigh, Chris Rastatter
 Technical fouls: Air Force-None. BYU COUGARS-None.
 Attendance: 15647

Score by Periods	1st	2nd	Total
Air Force	20	28	48
BYU COUGARS	53	38	91

Points in the paint-AF 12, BY 24. Points off turnovers-AF 11, BY 30.
 2nd chance points-AF 6, BY 14. Fast break points-AF 0, BY 4.
 Bench points-AF 22, BY 37. Score tied-0 times. Lead changed-2 times.
 Last FG-AF 2nd-00:40, BY 2nd-01:23.
 Largest lead-AF by 1 1st-16:00, BY by 46 2nd-01:23.

GAME 27

BYU vs. COLORADO STATE (2.17.10) FORT COLLINS, COLORADO

BYU AT COLORADO STATE – GAME #27

BYU vs Colorado State

02/17/10 6:02 p.m. at Fort Collins, Colo. (Moby Arena)

VISITORS: BYU 24-3 (9-2)

##	Player	tot-fg		3-pt		rebounds										min		
		fg	fga	fg	fga	ft	fta	of	de	tot	pf	tp	a	to	blk		s	
34	HARTSOCK, Noah	f	3	4	0	0	6	6	2	10	12	3	12	2	1	2	0	32
54	MILES, Chris	f	4	4	0	0	0	0	1	2	3	3	8	0	2	1	1	23
04	EMERY, Jackson	g	6	10	2	3	2	3	1	3	4	3	16	1	2	0	1	22
23	HAWS, Tyler	g	2	5	0	2	0	0	0	2	2	2	4	2	1	0	0	16
32	FREDETTE, Jimmer	g	12	22	6	10	6	7	2	3	5	1	36	6	6	0	1	36
00	DAVIES, Brandon	0	1	0	0	0	2	0	0	0	0	1	0	1	0	0	0	6
01	ABUO, Charles	1	2	1	2	0	0	0	0	7	7	2	3	1	0	0	1	16
10	LOYD, JR., Michael	0	2	0	2	0	0	0	0	0	0	1	0	0	1	0	1	10
12	MAGNUSSON, Logan	0	0	0	0	0	0	0	1	1	0	0	0	0	1	0	0	4
13	ZYLSTRA, Brock	0	0	0	0	0	0	0	1	1	0	0	0	0	1	0	0	2
15	ANDERSON, James	0	0	0	0	0	0	0	0	0	0	3	0	0	0	1	0	4
45	TAVERNARI, Jon.	3	10	3	6	4	4	0	2	2	0	13	1	1	0	4	29	
	TEAM								2	2								
	Totals.....		31	60	12	25	18	22	8	31	39	19	92	14	16	4	9	200

TOTAL FG%	1st Half: 13-29 44.8%	2nd Half: 18-31 58.1%	Game: 51.7%	DEADBALL
3-Pt. FG%	1st Half: 6-13 46.2%	2nd Half: 6-12 50.0%	Game: 48.0%	REBOUNDS
F Throw %	1st Half: 6-9 66.7%	2nd Half: 12-13 92.3%	Game: 81.8%	3

HOME TEAM: Colorado State 15-10 (6-5)

##	Player	tot-fg		3-pt		rebounds										min		
		fg	fga	fg	fga	ft	fta	of	de	tot	pf	tp	a	to	blk		s	
01	FRANKLIN, Travis	f	3	9	0	0	8	14	2	5	7	3	14	5	2	0	0	29
10	BUSCH, Travis	f	4	7	0	0	2	2	1	0	1	1	10	0	2	1	1	20
32	OIGIDE, Andy	f	5	10	0	0	3	5	1	5	6	1	13	2	1	1	2	26
12	NIGON, Adam	g	2	6	2	5	0	0	0	1	1	3	6	2	2	0	0	20
22	GREEN, Dorian	g	2	6	2	5	4	4	0	2	2	1	10	1	1	0	2	38
00	BOCAR BA, Mame	3	4	0	0	0	0	0	1	1	2	1	6	0	2	0	0	11
04	HORNUNG, Pierce	0	1	0	1	0	0	0	2	2	1	0	3	0	0	1	18	
05	DEL BENE, Johnny	0	1	0	1	0	0	0	0	0	0	0	0	0	0	0	0	2
13	MCFARLAND, Andre	0	1	0	1	0	0	0	0	0	0	0	0	0	0	0	0	2
15	ANNESE, Mike	0	1	0	1	0	0	0	0	0	0	0	0	0	0	0	0	2
20	PERRY, Harvey	0	1	0	1	0	0	0	0	0	2	0	0	0	0	0	0	5
40	DUNN, Arin	0	1	0	1	0	0	0	0	0	0	0	0	0	0	0	0	2
44	SMITH, Greg	4	9	0	1	3	3	0	3	3	3	11	2	3	1	1	0	25
	TEAM								2	3	5							
	Totals.....		23	57	4	17	20	28	7	22	29	16	70	15	13	3	7	200

TOTAL FG%	1st Half: 7-23 30.4%	2nd Half: 16-34 47.1%	Game: 40.4%	DEADBALL
3-Pt. FG%	1st Half: 0-5 0.0%	2nd Half: 4-12 33.3%	Game: 23.5%	REBOUNDS
F Throw %	1st Half: 14-21 66.7%	2nd Half: 6-7 85.7%	Game: 71.4%	4

Officials: Randy McCall, Winston Stith, Ruben Ramos

Technical fouls: BYU-None. Colorado State-TEAM.

Attendance: 3738

Score by Periods	1st	2nd	Total
BYU	38	54	92
Colorado State	28	42	70

Points in the paint-BY 28,CS 28. Points off turnovers-BY 11,CS 11.

2nd chance points-BY 15,CS 7. Fast break points-BY 4,CS 6.

Bench points-BY 16,CS 17. Score tied-0 times. Lead changed-3 times.

Last FG-BY 2nd-00:19, CS 2nd-01:42.

Largest lead-BY by 24 2nd-05:16, CS by 1 1st-19:44.

BYU - 92

COLORADO STATE - 70

GAME RECAP

Jimmer Fredette scored 36 points and Noah Hartsock had 12 points and 12 rebounds as No. 14/16 BYU improved to 24-3 overall and 9-2 in the MWC with a 92-70 win at Colorado State. Fredette shot 6-for-10 from three, 12-for-22 overall and 6-for-7 from the free throw line for his fifth game of 33 points or more this season. The junior guard also finished with six assists, five rebounds and one steal. Hartsock's double-double was the first in the sophomore forward's career, adding two blocks and two assists. Hartsock's 12 rebounds and 6-for-6 shooting from the free throw line were both career highs. BYU went on an 11-2 run midway through the second half, pulling ahead 76-53 with 8:25 to play. Fredette nailed a three, followed by a layup and two free throws from Jackson Emery. Emery contributed 16 points on 6-for-10 shooting and four rebounds. Jonathan Tavernari rounded out the double-figure scoring with 12 points and four steals. BYU has beaten the Rams eight straight times while sweeping the last three season series.





GAME 28

BYU vs. WYOMING (2.20.10) LARAMIE, WYOMING

BYU - 85
WYOMING - 63

GAME RECAP

BYU improved its overall record to 25-3, the most wins through 28 games in Cougar history and the fourth-straight season with 25 wins or more, defeating Wyoming 85-63. With the win, the head coach Dave Rose and the Cougars have won at least 25 games in four-straight seasons, the longest such streak in program history. The Cougars won 25 in 2008-09, 27 in 2007-08, and 25 in 2006-07. Previous to the streak, BYU had five 25-win seasons in the previous 58 years of the modern era. A member of the team the last four years, senior Jonathan Tavernari became the winningest Cougar ever, playing in his 98th win to pass Lee Cummard's previous record of 97 wins. Tavernari scored 17 points on 7-for-12 shooting, adding eight rebounds, two steals and two assists. The senior forward was a spark off the bench, at one point scoring seven-straight points for BYU over four minutes in the second half. Tyler Haws and Jimmer Fredette each contributed 22 points for the Cougars as BYU never trailed after jumping out to a 10-0 lead in the first six minutes of the game. BYU led 40-28 at half-time, but Wyoming cut the lead to as few as seven points. But Tavernari knocked down a three-pointer and assisted Charles Abouo on a dunk on a fast break, starting a 16-3 run. The Cougars had another run, this time of 11 unanswered points, capped by a trey by Fredette that pushed BYU up 75-54.



BYU AT WYOMING – GAME #28

#16/14 BYU Cougars vs Wyoming Cowboys
2-20-10 4:02 PM at Laramie, Wyo. (Arena-Auditorium)
VISITORS: #16/14 BYU Cougars 25-3 (10-2 MWC)

##	Player	tot-fg			3-pt		rebounds												
		fg	fga	fg%	fg	fga	ft	fta	of	de	tot	pf	tp	a	to	blk	s	min	
34	HARTSOCK, Noah	f	1	4	0	1	0	0	2	1	3	4	2	2	0	1	1	18	
54	MILES, Chris	c	2	3	0	0	1	2	1	4	5	4	5	1	0	0	0	18	
04	EMERY, Jackson	g	3	7	1	4	3	5	0	5	5	1	10	2	0	0	1	31	
23	HAWS, Tyler	g	6	15	0	2	10	10	2	6	8	1	22	2	1	0	1	33	
32	FREDETTE, Jimmer	g	7	14	3	6	5	5	0	1	1	1	22	4	1	0	0	36	
00	DAVIES, Brandon	0	1	0	0	0	0	0	1	1	2	0	0	0	0	0	0	6	
01	ABOUO, Charles	2	5	0	2	0	0	2	0	2	2	2	4	1	2	0	1	12	
10	LOYD, JR., Michael	0	1	0	0	1	2	0	0	0	1	1	1	0	0	0	0	7	
12	MAGNUSSON, Logan	0	0	0	0	0	0	0	2	2	0	0	0	0	0	0	0	1	
13	ZYLSTRA, Brock	1	2	0	0	0	0	1	0	1	0	2	0	0	0	0	0	1	
15	ANDERSON, James	0	2	0	0	0	0	1	0	1	0	1	0	1	0	0	0	4	
45	TAVERNARI, Jon.	7	12	3	7	0	0	0	8	8	2	17	2	1	0	2	33		
TEAM																			
Totals.....		29	66	7	22	20	24	13	30	43	19	85	17	6	1	6	200		

TOTAL FG%	1st Half: 16-39 41.0%	2nd Half: 13-27 48.1%	Game: 43.9%	DEADBALL
3-PT. FG%	1st Half: 4-13 30.8%	2nd Half: 3-9 33.3%	Game: 31.8%	REBOUNDS
F Throw %	1st Half: 4-7 57.1%	2nd Half: 16-17 94.1%	Game: 83.3%	2

HOME TEAM: Wyoming Cowboys 9-18 (2-11 MWC)

##	Player	tot-fg			3-pt		rebounds												
		fg	fga	fg%	fg	fga	ft	fta	of	de	tot	pf	tp	a	to	blk	s	min	
25	THIAM, Djibril	f	4	7	0	0	0	4	1	6	7	1	12	2	2	1	0	30	
15	WADDELL, Adam	c	4	10	0	0	0	0	1	1	2	3	8	1	1	1	0	27	
01	LUSTER, JayDee	g	1	3	0	1	1	2	0	3	3	3	3	2	0	0	0	26	
02	BOUEDO, Arthur	g	0	4	0	3	0	0	0	3	3	0	0	1	3	0	1	26	
03	JACKSON, Desmar	g	9	18	4	5	4	6	0	4	4	4	26	0	2	1	0	31	
05	DERMODY, Ryan	2	5	1	4	0	1	0	4	4	3	5	1	1	0	0	0	28	
22	M'BA'BE, Amath	2	5	1	1	3	4	1	2	3	3	8	1	1	1	0	0	21	
32	WATSABAUGH, Rob	0	0	0	0	0	0	0	0	0	0	0	0	0	0	0	0	1	
33	SYLLA, Boubacar	0	2	0	0	1	2	1	1	2	0	1	0	0	0	0	0	3	
35	HARRISON, Daylen	0	0	0	0	0	0	0	0	0	1	0	3	0	0	0	0	7	
TEAM																			
Totals.....		22	54	6	14	13	19	5	26	31	18	63	12	12	4	1	200		

TOTAL FG%	1st Half: 11-27 40.7%	2nd Half: 11-27 40.7%	Game: 40.7%	DEADBALL
3-PL. FG%	1st Half: 2-7 28.6%	2nd Half: 4-7 57.1%	Game: 42.9%	REBOUNDS
F Throw %	1st Half: 4-8 50.0%	2nd Half: 9-11 81.8%	Game: 68.4%	3

Officials: Verne Harris, Bobby Vetkoetter and K.C. Ely
Technical fouls: #16/14 BYU Cougars-None. Wyoming Cowboys-None.
Attendance: 5154

Score by Periods	1st	2nd	Total
#16/14 BYU Cougars	40	45	85
Wyoming Cowboys	28	35	63

Points in the paint-BY 26,WY 24. Points off turnovers-BY 12,WY 5.
2nd chance points-BY 19,WY 7. Fast break points-BY 2,WY 0.
Bench points-BY 24,WY 14. Score tied-0 times. Lead changed-0 times.
Last FG-BY 2nd-00:21, WY 2nd-02:34.
Largest lead-BY by 22 2nd-03:48, WY None.

GAME 29

BYU vs. SAN DIEGO STATE (2.24.10) PROVO, UTAH

BYU VS. SAN DIEGO STATE – GAME #29

San Diego State vs BYU COUGARS

02/24/10 7:05 pm at Marriott Center, Provo, Utah

VISITORS: San Diego State 20-8, 9-5 MWC

##	Player	tot-fg		3-pt		rebounds												
		fg	fga	fg	fga	ft	fta	of	de	tot	pf	tp	a	to	blk	s	min	
04	THOMAS, Malcolm	f	5	7	0	0	3	5	1	4	5	5	13	3	2	0	24	
15	LEONARD, Kawhi	f	1	5	0	1	1	1	0	5	5	2	3	1	2	1	0	24
32	WHITE, Billy	f	5	10	0	1	1	2	3	3	6	0	11	4	3	2	0	32
22	TAPLEY, Chase	g	4	11	3	8	2	2	1	5	6	3	13	0	2	0	1	31
23	GAY, D.J.	g	6	15	3	8	0	0	0	4	4	3	15	5	3	1	0	40
03	SHELLEY, Tyrone	1	4	0	1	0	2	1	5	6	2	2	2	0	0	0	1	15
05	CARLWELL, Brian	3	5	0	0	0	0	1	1	2	3	6	4	3	1	0	12	
40	DAVIS, Kelvin	2	6	1	3	0	0	2	2	3	5	0	0	1	3	22		
	TEAM							1	1									
	Totals.....		27	63	7	22	7	12	8	29	37	21	68	17	16	8	5	200

TOTAL FG%	1st Half: 11-31 35.5%	2nd Half: 16-32 50.0%	Game: 42.9%	DEADBALL
3-Pt. FG%	1st Half: 3-12 25.0%	2nd Half: 4-10 40.0%	Game: 31.8%	REBOUNDS
F Throw %	1st Half: 3-6 50.0%	2nd Half: 4-6 66.7%	Game: 58.3%	3

HOME TEAM: BYU COUGARS 26-3, 11-2 MWC

##	Player	tot-fg		3-pt		rebounds												
		fg	fga	fg	fga	ft	fta	of	de	tot	pf	tp	a	to	blk	s	min	
23	HAWS, Tyler	f	1	7	0	0	8	8	2	3	5	2	10	4	1	0	2	26
34	HARTSOCK, Noah	f	0	5	0	0	0	0	0	4	4	2	0	0	1	0	0	26
54	MILES, Chris	c	2	4	0	0	2	2	1	0	1	1	6	0	1	1	0	14
04	EMERY, Jackson	g	6	7	1	2	4	5	1	6	7	3	17	3	0	0	5	38
32	FREDETTE, Jimmer	g	8	17	4	8	6	11	1	5	6	1	26	5	1	0	0	36
00	DAVIES, Brandon	3	5	0	0	1	0	3	3	2	6	0	1	0	0	0	12	
01	ABOOU, Charles	2	4	0	1	0	0	0	4	4	1	4	0	1	1	1	15	
10	LOYD, JR., Michael	0	0	0	0	0	0	0	0	0	0	0	0	0	0	0	4	
12	MAGNUSSON, Logan	0	0	0	0	0	0	0	0	0	0	0	0	0	0	0	1	
13	ZYLSTRA, Brock	1	1	0	0	0	0	0	0	0	0	2	0	0	0	0	1	
15	ANDERSON, James	0	0	0	0	0	0	0	0	0	0	0	0	0	0	0	0	
45	TAVERNARI, Jonathan	4	11	2	4	1	1	0	3	3	1	11	0	1	0	2	27	
	TEAM								3	2	5							
	Totals.....		27	61	7	15	21	28	8	30	38	13	82	12	8	2	10	200

TOTAL FG%	1st Half: 12-29 41.4%	2nd Half: 15-32 46.9%	Game: 44.3%	DEADBALL
3-Pt. FG%	1st Half: 3-9 33.3%	2nd Half: 4-6 66.7%	Game: 46.7%	REBOUNDS
F Throw %	1st Half: 9-11 81.8%	2nd Half: 12-17 70.6%	Game: 75.0%	4

Officials: Bill Gracey, Mike Reed, Chris Rastatter

Technical fouls: San Diego State-None. BYU COUGARS-None.

Attendance: 20124

Score by Periods	1st	2nd	Total
San Diego State	28	40	68
No. 13/11 BYU	36	46	82

Points in the paint-SD 38, BY 34. Points off turnovers-SD 9, BY 23.
 2nd chance points-SD 10, BY 7. Fast break points-SD 4, BY 20.
 Bench points-SD 13, BY 23. Score tied-8 times. Lead changed-11 times.
 Last FG-SD 2nd-00:11, BY 2nd-00:28.
 Largest lead-SD by 2 1st-19:31, BY by 18 2nd-03:51.

BYU - 82

SAN DIEGO STATE - 68

GAME RECAP

A strong second half sealed the win for No. 13/11 BYU as it defeated San Diego State 82-68 in the Marriott Center. With the win the Cougars set the program's best record through 29 games by improving to 26-3 on the season and 11-2 in Mountain West Conference play. Junior Jimmer Fredette led all scorers with 26 points and added five boards and five assists. Also scoring in double-figures for BYU was Jackson Emery with 17 points, Jonathan Tavernari with 11 and Tyler Haws adding 10. Emery also recorded a game-high five steals and seven rebounds. The teams traded leads throughout the first half but an 11-0 BYU run helped the Cougars secure a 36-28 halftime lead. San Diego State rallied to tie the score at 44-all but the Cougars responded and Charles Abouo's layup with 11:52 remaining pushed the lead back to 10. BYU had its largest lead of 18 points late in the game after back-to-back fast break layups by Fredette and Haws.





GAME 30

BYU vs. NEW MEXICO (2.27.10) PROVO, UTAH

BYU - 81
NEW MEXICO - 83

GAME RECAP

In the meeting of two teams fighting for the Mountain West Conference regular-season championship, the No. 13/11 BYU Cougars were unable to outlast the No. 10/12 New Mexico Lobos. The Lobos defeated the Cougars 83-81 in a game that was not decided until the final second of the game. BYU was led by sophomore Michael Loyd Jr. with a career-high 19 points and freshman Tyler Haws with 18 points. Junior Jackson Emery also contributed 11 points, seven rebounds and five steals in the contest. After both teams came out hot offensively in the opening minutes it became obvious the game would be a 40-minute battle. Both teams held leads during the first half but with the Cougars leading 30-29, New Mexico closed the half with a 14-5 run to lead 43-35 at the break. The second half was another back-and-forth battle and New Mexico managed to pull ahead 80-76 with 2:58 remaining. BYU responded with two buckets off turnovers by Loyd to tie the score. The Lobos scored the next three points and held the Cougars off to claim the victory.



BYU VS. NEW MEXICO – GAME #30

New Mexico vs BYU COUGARS
02/27/10 2:05 pm at Marriott Center, Provo, Utah
VISITORS: New Mexico 27-3, 13-2 MWC

##	Player	tot-fg		3-pt		rebounds											
		fg	fga	fg	fga	ft	fta	of	de	tot	pf	tp	a	to	blk	s	min
00	HARDEMAN, A.J.	* 3	6	0	0	0	0	2	4	6	5	6	0	0	1	1	20
01	HOBSON, Dar.	* 8	18	3	7	1	1	2	12	14	1	20	4	7	1	0	38
05	GARY, Dairese	* 7	12	1	2	8	14	0	2	2	2	23	6	1	0	0	37
23	MCDONALD, Phil.	* 3	7	3	6	0	0	2	2	4	4	9	2	1	0	1	32
30	MARTINEZ, Rom.	* 6	12	3	8	0	1	2	5	7	2	15	1	4	0	3	37
04	ADAMS, Chad	0	0	0	0	0	0	1	1	0	0	0	0	0	0	1	
11	GARTH, Nate	1	3	0	0	2	0	1	1	0	2	4	2	0	1	13	
13	FENTON, Jamal	0	0	0	0	0	0	0	0	0	0	0	0	0	0	3	
15	BROWN, Will	4	6	0	0	2	3	1	4	4	8	0	1	2	0	19	
TEAM								2		4							
Totals.....		32	64	10	23	9	20	13	30	43	18	83	17	16	4	6	200

TOTAL FG%	1st Half: 19-35 54.3%	2nd Half: 13-29 44.8%	Game: 50.0%	DEADBALL
3-Pt. FG%	1st Half: 4-9 44.4%	2nd Half: 6-14 42.9%	Game: 43.5%	REBOUNDS
F Throw %	1st Half: 1-2 50.0%	2nd Half: 8-18 44.4%	Game: 45.0%	6

HOME TEAM: BYU COUGARS 26-4, 11-3 MWC

##	Player	tot-fg		3-pt		rebounds											
		fg	fga	fg	fga	ft	fta	of	de	tot	pf	tp	a	to	blk	s	min
04	EMERY, Jackson	* 3	9	2	5	3	4	2	5	7	4	11	1	2	0	5	35
23	HAWS, Tyler	* 5	13	3	8	5	5	1	0	1	0	18	2	1	0	0	36
32	FREDETTE, Jimmer	* 3	7	0	2	0	0	2	2	0	6	2	2	0	0	0	16
34	HARTSOCK, Noah	* 4	8	0	0	0	0	2	4	6	2	8	3	0	2	0	31
54	MILES, Chris	* 1	5	0	0	2	3	1	1	2	1	4	1	0	0	0	12
00	DAVIES, Brandon	2	4	0	0	3	6	0	1	1	1	7	0	0	1	0	11
01	ABOUO, Charles	0	0	0	0	0	0	1	0	1	3	0	1	0	0	8	
10	LOYD, JR., Michael	8	9	1	2	2	2	4	4	3	19	2	1	1	1	24	
45	TAVERNARI, Jon.	4	10	0	4	0	1	0	6	6	4	8	2	1	0	1	27
TEAM								1		2							
Totals.....		30	65	6	21	15	21	8	24	32	18	81	14	7	4	7	200

TOTAL FG%	1st Half: 14-32 43.8%	2nd Half: 16-33 48.5%	Game: 46.2%	DEADBALL
3-Pt. FG%	1st Half: 4-11 36.4%	2nd Half: 2-10 20.0%	Game: 28.6%	REBOUNDS
F Throw %	1st Half: 3-5 60.0%	2nd Half: 12-16 75.0%	Game: 71.4%	3

Officials: Randy McCall, Michael Irving, Frank Harvey, III
Technical fouls: New Mexico-None. BYU COUGARS-None.
Attendance: 22644

Score by Periods	1st	2nd	Total
New Mexico	43	40	83
BYU COUGARS	35	46	81

Marriott Center sellout

Points in the paint-NM 36,BY 40. Points off turnovers-NM 5,BY 16.
2nd chance points-NM 16,BY 17. Fast break points-NM 4,BY 10.
Bench points-NM 10,BY 34. Score tied-9 times. Lead changed-17 times.
Last FG-NM 2nd-00:38, BY 2nd-00:52.
Largest lead-NM by 10 2nd-19:34, BY by 5 1st-18:41.

GAME 31

BYU vs. UTAH (3.3.10) SALT LAKE CITY, UTAH

BYU AT UTAH – GAME #31

Brigham Young vs Utah
03/03/10 7:00 pm at Salt Lake City, Utah (Huntsman Center)

VISITORS: Brigham Young 27-4, 12-3 MWC

#	Player	tot-fg		3-pt		rebounds					a	to	blk	s	min			
		fg	fga	fg	fga	fta	of	de	tot	pf						tp		
34	HARTSOCK, Noah	f	0	1	0	0	2	2	2	6	8	3	2	0	1	2	1	28
54	MILES, Chris	c	0	2	0	0	0	0	0	2	2	1	0	0	0	2	0	9
04	EMERY, Jackson	g	3	11	3	5	2	2	1	2	3	3	11	3	2	0	2	33
23	HAWS, Tyler	g	1	6	0	1	4	4	2	4	6	3	6	3	1	0	1	28
32	FREDETTE, Jimmer	g	1	7	0	1	6	6	0	5	5	2	8	0	2	0	0	19
00	DAVIES, Brandon		7	9	0	0	7	11	3	4	7	4	21	0	2	0	1	25
01	ABOUO, Charles		1	4	0	1	2	2	1	3	0	3	1	0	0	0	1	14
10	LOYD, JR., Michael		7	14	1	1	3	4	1	5	6	0	18	3	2	0	4	25
12	MAGNUSSON, Logan		0	0	0	0	0	0	0	0	0	0	0	0	0	1	2	
13	ZYLSTRA, Brock		0	1	0	0	0	0	0	0	0	1	0	0	0	0	0	3
15	ANDERSON, James		1	1	0	0	0	0	0	0	0	1	2	0	0	0	0	2
45	TAVERNARI, Jon.		0	1	0	1	0	0	1	1	2	2	0	0	2	0	1	12
TEAM																		
Totals.....			21	57	4	9	25	31	13	33	46	20	71	10	12	4	12	200

TOTAL FG%	1st Half: 11-31 35.5%	2nd Half: 10-26 38.5%	Game: 36.8%	DEADBALL
3-Pt. FG%	1st Half: 2-6 33.3%	2nd Half: 2-3 66.7%	Game: 44.4%	REBOUNDS
F Throw %	1st Half: 12-13 92.3%	2nd Half: 13-18 72.2%	Game: 80.6%	3

HOME TEAM: Utah 14-15, 7-8 MWC

#	Player	tot-fg		3-pt		rebounds					a	to	blk	s	min			
		fg	fga	fg	fga	fta	of	de	tot	pf						tp		
14	TILLIE, Kim	f	0	3	0	0	6	6	4	7	11	3	6	0	0	2	0	17
51	FOSTER, David	c	1	2	0	0	0	0	1	3	4	1	2	0	2	3	0	17
02	TAVITA, Jace	g	1	4	0	0	0	2	0	2	2	1	2	1	2	0	1	14
03	HENDERSON, M.	g	1	7	0	3	2	2	0	1	1	2	4	0	0	0	0	21
05	DRCA, Luka	g	1	8	1	7	5	6	0	2	2	4	8	1	3	0	0	30
00	HINES, Chris		2	5	1	2	4	5	0	3	3	3	9	1	1	0	1	21
01	WATKINS, Jay		2	4	0	0	0	3	0	0	0	0	4	0	3	0	0	9
10	SMITH, Tre		1	2	1	2	0	0	0	0	0	2	3	1	1	0	0	6
13	READ, Matt		0	0	0	0	0	0	0	0	0	0	0	0	1	0	0	2
15	BROWN, Carlson		2	7	1	3	0	0	1	4	5	2	5	2	3	0	1	25
30	SHOFF, Ricky		0	1	0	1	0	0	0	0	0	0	0	0	0	0	0	3
32	GLOVER, Shawn		1	6	1	5	1	2	2	2	4	1	4	1	0	1	0	29
42	WASHBURN, Jason		2	3	0	0	0	0	1	1	2	3	4	0	0	1	1	16
TEAM																		
Totals.....			14	52	5	23	18	26	10	26	36	22	51	6	17	5	6	200

TOTAL FG%	1st Half: 6-21 28.6%	2nd Half: 8-31 25.8%	Game: 26.9%	DEADBALL
3-Pt. FG%	1st Half: 3-7 42.9%	2nd Half: 2-16 12.5%	Game: 21.7%	REBOUNDS
F Throw %	1st Half: 9-13 69.2%	2nd Half: 9-13 69.2%	Game: 69.2%	3

Officials: Dick Cartmell, Larry Spaulding, Mike Giarratano
Technical fouls: Brigham Young-None. Utah-None.
Attendance: 14901

Score by Periods	1st	2nd	Total
Brigham Young	36	35	71
Utah	24	27	51

Points in the paint-BY 28,UT 16. Points off turnovers-BY 15,UT 7.
2nd chance points-BY 8,UT 12. Fast break points-BY 6,UT 5.
Bench points-BY 44,UT 29. Score tied-0 times. Lead changed-0 times.
Last FG-BY 2nd-00:51, UT 2nd-00:23.
Largest lead-BY by 29 2nd-11:51, UT None.

BYU - 71 UTAH - 51

GAME RECAP

Brandon Davies had the best night of his young career, coming off the bench to score a career-high 21 points as BYU completed a season sweep of Utah with a 71-51 victory. The 20-point loss was the worst ever for Utah at the Huntsman Center against BYU as the Cougars have swept the season series against the Utes three of the last four seasons, earning the Deseret Duel trophy for the third-straight year. Davies made the first seven field goals he attempted, finishing 7-of-9 from the field and 7-of-11 from the free throw line, adding seven rebounds and one steal. BYU held Utah to 26.9 percent (14-of-52) shooting from the field, the lowest percentage of any Cougar opponent this season. The Cougars had 12 steals, scoring 15 points off of Utah turnovers. The Utes were cold at the beginning of each half, starting the first half 1-of-10 and the second half 1-of-14. BYU jumped out to a 20-6 lead to start the first half, including an early 15-2 run highlighted by Davies and Michael Loyd, Jr. After scoring 19 points in the second half of BYU's last game against New Mexico, Loyd followed up that performance with 18 points, four steals and two rebounds in the first half, including a buzzer-beating drive to lift BYU up 36-24 after the first twenty minutes. Davies came out firing in the second half, scoring 10 points in a 17-2 BYU run, all against Utah's 7-foot-3 center David Foster, the leading shot blocker in the conference. BYU more than doubled Utah at 53-26 after Jimmer Fredette drove in for a layup with 12:55 remaining.





GAME 32

BYU vs. TCU (3.6.10) FORT WORTH, TEXAS

BYU - 107
TCU - 77

GAME RECAP

Forward Charles Abouo and No. 14/15 BYU exploded on offense at TCU, winning its 12th-straight against the Horned Frogs 107-77 in the Cougars' final game of the regular season. The sophomore forward finished with 22 points, doubling his previous career high. Abouo shot 8-of-11 and hit two three-pointers while collecting five rebounds and three assists in a career-high 26 minutes. Abouo's output led a season-high 61 points from BYU's bench, also including a season-high 23 points from senior forward Jonathan Tavernari. Tavernari nailed 9-of-12 shots and 5-of-8 from beyond the arc, adding four rebounds, three assists and three steals. After falling behind early by a score of 18-4, BYU took control and went into halftime up 57-43, tying for the most points in a first period this season. Tavernari hit four treys for 16 points in the first half to key the run. The second half was even better for the Cougars, as the team shot 72.0% for the half. BYU started the second frame by going on a 12-2 run. Jackson Emery quickly hit a three off an assist from Brandon Davies, then Jimmer Fredette and Davies hit back-to-back layups. Emery would follow with another hoop and a free throw, extending the lead to 68-45. Emery posted the best all-around game of the night with 22 points on 8-of-10 shooting from the field, 5-of-6 from three, including five steals, five assists, two blocks and two rebounds.



BYU AT TCU – GAME #32

BYU COUGARS vs TCU
03-06-10 5:00pm at Daniel-Meyer Coliseum (Fort Worth, TX)

VISITORS: BYU COUGARS 28-4 (13-3 MWC)

##	Player	tot-fg		3-pt		rebounds												
		fg	fga	fg	fga	fta	of	de	tot	pf	tp	a	to	blk	s	min		
34	HARTSOCK, Noah	f	1	1	0	0	0	0	1	2	3	3	2	1	1	1	0	15
54	MILES, Chris	c	0	0	0	0	2	2	1	1	2	1	2	0	1	0	1	7
04	EMERY, Jackson	g	8	10	5	6	1	1	0	2	2	3	22	5	1	2	5	31
23	HAWS, Tyler	g	1	1	0	0	0	0	0	0	0	2	2	0	1	0	0	8
32	FREDETTE, Jimmer	g	5	11	1	4	7	8	0	0	0	1	18	5	2	0	22	
00	DAVIES, Brandon	g	4	7	0	1	1	0	8	8	3	9	2	3	0	1	24	
01	ABOUO, Charles	g	8	11	2	2	4	6	3	2	5	1	22	3	2	0	26	
10	LOYD, JR., Michael	g	1	5	0	1	3	4	0	3	3	0	5	2	1	0	26	
12	MAGNUSSON, Logan	g	0	1	0	1	0	0	0	0	0	0	0	1	0	0	4	
13	ZYLSTRA, Brock	g	1	2	0	1	0	0	0	0	0	0	2	0	0	0	4	
15	ANDERSON, James	g	0	0	0	0	0	0	0	0	0	0	0	0	0	0	3	
45	TAVERNARI, Jon.	g	9	12	5	8	0	0	1	3	4	0	23	3	0	0	30	
TEAM																		
Totals.....		38	61	13	23	18	22	8	22	30	14	107	21	14	3	14	200	

TOTAL FG%	1st Half: 20-36 55.6%	2nd Half: 18-25 72.0%	Game: 62.3%	DEADBALL
3-Pt. FG%	1st Half: 7-13 53.8%	2nd Half: 6-10 60.0%	Game: 56.5%	REBOUNDS
F Throw %	1st Half: 10-12 83.3%	2nd Half: 8-10 80.0%	Game: 81.8%	4

HOME TEAM: TCU 13-18 (5-11 MWC)

##	Player	tot-fg		3-pt		rebounds											
		fg	fga	fg	fga	fta	of	de	tot	pf	tp	a	to	blk	s	min	
13	RUZGAS, Edvinas	f	3	5	1	2	3	3	0	4	4	2	10	2	0	0	29
15	BULJIAN, Zvonko	c	4	11	1	4	2	4	2	4	6	4	11	7	0	2	33
22	MITCHEM, Kelon	g	3	6	2	4	0	0	1	1	4	8	2	5	0	2	27
24	BUTLER, Kevin	g	1	4	0	0	0	0	2	2	2	2	0	1	0	2	24
25	HILL, Greg	g	4	6	0	2	2	2	1	1	2	2	10	2	0	1	25
05	MOSS, Ronnie	g	6	12	3	7	2	2	0	1	1	1	17	2	6	0	26
21	CERINA, Nikola	g	4	8	0	0	2	4	3	1	4	2	10	1	1	0	17
31	BAVCEVIC, Marin	g	0	0	0	0	0	0	0	0	0	0	0	0	0	0	0+
32	HUIE, Zach	g	0	0	0	0	0	0	0	0	0	0	0	0	0	0	0+
33	GREEN, Garlon	g	3	5	1	2	2	2	1	1	2	0	9	0	2	0	19
TEAM																	
Totals.....		28	57	8	21	13	17	10	15	25	17	77	10	24	0	7	200

TOTAL FG%	1st Half: 16-27 59.3%	2nd Half: 12-30 40.0%	Game: 49.1%	DEADBALL
3-Pt. FG%	1st Half: 6-9 66.7%	2nd Half: 2-12 16.7%	Game: 38.1%	REBOUNDS
F Throw %	1st Half: 5-6 83.3%	2nd Half: 8-11 72.7%	Game: 76.5%	1

Officials: Ruben Ramos, Martin Cota, K.C. Ely
 Technical fouls: BYU COUGARS-None. TCU-None.
 Attendance: 6469

Score by Periods	1st	2nd	Total
BYU	57	50	107
TCU	43	34	77

Points in the paint-BY 34,TC 28. Points off turnovers-BY 32,TC 17.
 2nd chance points-BY 10,TC 14. Fast break points-BY 4,TC 4.
 Bench points-BY 61,TC 36. Score tied-3 times. Lead changed-3 times.
 Last FG-BY 2nd-02:58, TC 2nd-00:28.
 Largest lead-BY by 32 2nd-01:17, TC by 14 1st-16:33.

GAME 33

BYU vs. TCU (3.11.10) MWC TOURNAMENT, LAS VEGAS, NEVADA

BYU VS. TCU, MWC QUARTERFINALS – GAME #33

#7 TCU vs #2 BYU

03/11/10 6:00 pm at Las Vegas, Nev. (Thomas & Mack Center)

VISITORS: #7 TCU 13-19

#	Player	tot-fg		3-pt		rebounds					a	blk	s	min				
		fg	fga	fg	fga	ft	fta	of	de	tot					pf	tp		
13	RUZGAS, Edvinas	f	4	7	2	3	2	2	0	0	0	4	12	1	2	0	0	28
21	CERINA, Nikola	f	4	5	0	0	4	5	0	2	2	5	12	0	3	0	0	15
24	BUTLER, Kevin	f	3	8	0	0	4	6	3	1	4	1	10	2	1	0	1	24
05	MOSS, Ronnie	g	9	15	2	4	2	2	0	5	5	4	22	4	5	0	1	36
22	MITCHEM, Keion	g	3	4	3	4	0	0	0	2	2	5	9	3	0	0	0	27
15	BULIAN, Zvonko		0	6	0	3	5	6	1	7	8	3	5	3	0	0	2	37
25	HILL, Greg		4	7	3	5	4	4	0	2	2	1	15	3	1	0	2	27
33	GREEN, Garlon		0	0	0	0	0	0	0	0	0	2	0	0	2	0	0	6
	TEAM																	
	Totals.....		27	52	10	19	21	25	4	21	25	85	16	14	0	6	200	

TOTAL FG%	1st Half: 14-28 50.0%	2nd Half: 13-24 54.2%	Game: 51.9%	DEADBALL
3-Pt. FG%	1st Half: 5-7 71.4%	2nd Half: 5-12 41.7%	Game: 52.6%	REBOUNDS
F Throw %	1st Half: 7-8 87.5%	2nd Half: 14-17 82.4%	Game: 84.0%	4,2

HOME TEAM: #2 BYU 29-4

#	Player	tot-fg		3-pt		rebounds					a	blk	s	min				
		fg	fga	fg	fga	ft	fta	of	de	tot					pf	tp		
34	HARTSOCK, Noah	f	3	3	0	0	1	1	3	4	7	4	7	0	1	2	29	
54	MILES, Chris	c	0	1	0	0	1	2	1	1	2	1	1	1	0	0	1	7
04	EMERY, Jackson	g	5	7	4	5	1	2	1	6	7	2	15	3	2	0	2	39
23	HAWS, Tyler	g	1	4	0	0	6	6	1	1	2	2	8	1	0	0	0	15
32	FREDETTE, Jimmer	g	10	23	2	10	23	24	1	3	4	0	45	6	3	0	0	38
00	DAVIES, Brandon		1	3	0	0	0	0	0	1	1	4	2	0	0	0	0	18
01	ABOUO, Charles		1	1	1	1	0	0	0	1	1	4	3	0	0	0	0	9
10	LOYD, JR., Michael		2	2	0	0	1	2	0	1	1	2	5	1	1	0	1	18
45	TAVERNARI, Jon.		3	10	3	7	0	0	0	2	2	3	9	1	2	0	0	27
	TEAM																	
	Totals.....		26	54	10	23	33	37	8	21	29	22	95	13	9	1	6	200

TOTAL FG%	1st Half: 13-28 46.4%	2nd Half: 13-26 50.0%	Game: 48.1%	DEADBALL
3-Pt. FG%	1st Half: 5-10 50.0%	2nd Half: 5-13 38.5%	Game: 43.5%	REBOUNDS
F Throw %	1st Half: 8-11 72.7%	2nd Half: 25-26 96.2%	Game: 89.2%	1

Officials: Scott Thornley, Ronnie Hernandez, K.C. Ely
 Technical fouls: #7 TCU-CERINA, Nikola. #2 BYU-None.
 Attendance: 12405

Score by Periods	1st	2nd	Total
TCU	40	45	85
BYU	39	56	95

Points in the paint-TC 26,BY 28. Points off turnovers-TC 15,BY 16.
 2nd chance points-TC 4,BY 8. Fast break points-TC 9,BY 4.
 Bench points-TC 20,BY 19. Score tied-8 times. Lead changed-12 times.
 Last FG-TC 2nd-01:00, BY 2nd-01:13.
 Largest lead-TC by 3 1st-03:03, BY by 15 2nd-04:33.

BYU - 95

TCU - 85

GAME RECAP

In the quarterfinals of the Mountain West Conference Tournament, junior Jimmer Fredette scored 23 of his 45 points from the free throw line as BYU advanced with a 95-85 win over TCU. With the win, BYU improved to 29-4, the most wins in a season by any Cougar team, breaking the 1950-51 squad's record of 28 wins.

Fredette became the first Cougar ever to score more than 40 points twice in a career after setting the all-time school record with 49 points earlier this season at Arizona.

The junior's 45 points against the Horned Frogs is the third-most on the BYU record books and an MWC Tournament record. Fredette finished 23-of-24 from the charity stripe overall, also school and MWC Tournament records, while converting on his last 21 attempts, all in the second half. The Cougars trailed TCU at halftime, 40-39, after Ronnie Moss scored on a floater right before the halftime buzzer. But Fredette came alive, scoring 30 points in the second half. With the Cougars up 67-60 with 10:38 left in the game, the junior scored eight-straight points on four free throws and then back-to-back baskets. Fredette nailed a jumper, then scored on a fast break layup after Jackson Emery stole the ball on an acrobatic leap. Michael Loyd, Jr., converted on a reverse layup and Emery hit another jumpshot to give BYU its biggest lead of the game at 78-65 with 7:22 left. Emery scored 15 points, shooting 4-of-5 from beyond the arc, and added seven rebounds, three assists and two steals.





GAME 34

BYU vs. UNLV (3.12.10) MWC TOURNAMENT, LAS VEGAS, NEVADA

BYU - 66
UNLV - 70

GAME RECAP

Junior Jimmer Fredette again made Mountain West Conference tournament history but the Cougars fell 70-66 in the semifinals of the 2010 MWC Tournament against UNLV in the Thomas & Mack Center. Fredette's 30 points against the Rebels led all scorers. Combined with his 45 points in Thursday's contest against TCU, the junior's two-game total is the most points in an MWC tournament, surpassing New Mexico Danny Granger's record set over three games in 2005. Fredette also went a perfect 12-of-12 from the free throw line in the semifinal matchup against the Rebels after making 21 in a row against TCU while also sinking four attempts from behind the arch. Down 57-47 with 7:30 left in the game, BYU went on a 14-2 run jumpstarted by Noah Hartsock. Fredette followed with eight consecutive points for the Cougars. Fredette controlled the ball at the top of the arch, and with the shot clock winding down, stroked a three to bring the Cougars within three. After a missed layup on UNLV's end, Fredette drew a foul on a 3-point attempt, sending him to the charity stripe where he'd tally another three points for BYU and tie the game at 59 with 3:15 to play. The Rebels were able to take and hold the lead in the last 1:35 of the game after Brice Massamba converted two free throws.



BYU AT UNLV, MWC SEMIFINALS – GAME #34

#3 UNLV vs #2 BYU

03/12/10 8:30 pm at Las Vegas, Nev. (Thomas & Mack Center)

VISITORS: #3 UNLV 25-7

##	Player	tot-fg		3-pt		rebounds												
		fg	fga	fg	fga	ft	fta	of	de	tot	pf	tp	a	to	blk	s	min	
22	STANBACK, Chace	f	6	11	3	8	2	2	0	6	6	2	17	1	4	1	1	33
44	SANTEE, Darris	f	2	4	0	0	0	1	0	1	2	4	0	1	0	1	9	
00	BELLFIELD, Oscar	g	2	8	1	3	0	0	2	2	0	5	9	2	0	1	36	
03	MARSHALL, Anth.	g	2	3	0	0	2	0	5	5	2	4	3	3	1	0	30	
33	WILLIS, Tre'Von	g	5	9	2	5	6	6	0	2	2	3	18	1	2	0	36	
02	WALLACE, Kendall	g	2	3	2	3	0	0	2	2	2	6	0	0	0	16		
12	MASSAMBA, Brice	g	5	6	0	3	5	0	6	6	4	13	1	1	0	24		
20	JONES, Steve	g	0	0	0	0	0	0	0	0	1	0	1	0	0	7		
31	HAWKINS, Justin	g	0	0	0	0	0	0	0	0	0	0	1	0	0	2		
34	SHAW, Matt	g	1	1	0	0	1	1	0	0	0	3	0	0	0	7		
	TEAM									1	2	3						
	Totals.....		25	45	8	19	12	16	2	25	27	16	70	16	14	2	5	200

TOTAL FG%	1st Half: 16-26 61.5%	2nd Half: 9-19 47.4%	Game: 55.6%	DEADBALL
3-Pt. FG%	1st Half: 7-10 70.0%	2nd Half: 1-9 11.1%	Game: 42.1%	REBOUNDS
F Throw %	1st Half: 2-3 66.7%	2nd Half: 10-13 76.9%	Game: 75.0%	2,1

HOME TEAM: #2 BYU 29-5

##	Player	tot-fg		3-pt		rebounds												
		fg	fga	fg	fga	ft	fta	of	de	tot	pf	tp	a	to	blk	s	min	
00	DAVIES, Brandon	f	1	3	0	0	1	2	1	5	6	1	3	0	1	0	0	29
34	HARTSOCK, Noah	f	1	4	0	0	0	1	5	6	2	2	1	1	1	1	34	
04	EMERY, Jackson	g	3	7	2	5	0	0	1	2	3	5	8	2	0	0	23	
10	LOYD, JR., Michael	g	5	8	1	2	0	0	2	2	2	11	2	2	0	0	30	
32	FREDETTE, Jimmer	g	7	20	4	11	12	12	1	2	3	1	30	4	4	0	36	
01	ABOOU, Charles	g	3	6	1	2	1	2	3	5	5	8	1	2	0	0	26	
45	TAVERNARI, Jon.	g	1	5	1	4	1	2	0	0	0	4	1	2	0	2	17	
54	MILES, Chris	g	0	0	0	0	0	0	0	0	2	0	1	0	0	0	5	
	TEAM									1	1	2						
	Totals.....		21	53	9	24	15	17	7	20	27	18	66	12	12	1	6	200

TOTAL FG%	1st Half: 12-26 46.2%	2nd Half: 9-27 33.3%	Game: 39.6%	DEADBALL
3-Pt. FG%	1st Half: 6-14 42.9%	2nd Half: 3-10 30.0%	Game: 37.5%	REBOUNDS
F Throw %	1st Half: 4-5 80.0%	2nd Half: 11-12 91.7%	Game: 88.2%	1

Officials: Scott Thornley, Eric Curry, Shawn Lehigh
 Technical fouls: #3 UNLV-None. #2 BYU-None.
 Attendance: 18500

Score by Periods	1st	2nd	Total
#3 UNLV	41	29	70
#2 BYU	34	32	66

Points in the paint-LV 26,BY 20. Points off turnovers-LV 17,BY 12.
 2nd chance points-LV 4,BY 0. Fast break points-LV 2,BY 10.
 Bench points-LV 22,BY 12. Score tied-6 times. Lead changed-5 times.
 Last FG-LV 2nd-01:00, BY 2nd-02:51.
 Largest lead-LV by 11 2nd-16:49, BY by 5 1st-13:53.

GAME 35

BYU vs. FLORIDA (3.18.10) NCAA TOURNAMENT, OKLAHOMA CITY, OK

BYU VS. FLORIDA, NCAA FIRST ROUND – GAME #35

#7 BYU vs. #10 Florida

03/18/10 11:20 a.m. at Oklahoma City, Okla. (Ford Center)

VISITORS: Florida (21-13)

##	Player	tot-fg		3-pt		rebounds							tp	a	to	blk	s	min
		fg	fga	fg	fga	fta	of	de	tot	pf								
23	Tyus, Alex	f	3	11	0	1	0	0	3	6	9	2	6	1	0	2	0	29
25	Parsons, Chandler	f	8	20	2	8	2	5	6	4	10	3	20	6	5	1	2	46
32	Macklin, Vernon	c	7	9	0	0	2	3	3	4	7	3	16	0	3	0	1	33
01	Boytnton, Kenny	g	8	16	5	10	6	7	1	1	2	5	27	3	4	0	1	40
11	Walker, Erving	g	4	16	3	13	1	1	0	2	2	4	12	4	7	0	0	44
03	Shipman, Ray	0	0	0	0	0	0	0	0	2	2	2	0	0	0	0	1	11
21	Werner, Dan	1	2	0	0	2	2	3	2	5	2	4	1	1	1	0	2	36
33	Murphy, Erik	3	4	0	0	1	1	1	0	1	3	7	0	1	1	0	11	
	TEAM									3	4							
	Totals.....		34	78	10	32	14	19	20	25	45	24	92	15	21	4	7	250

TOTAL FG%	1st Half: 12-26 46.2%	2nd Half: 15-27 55.6%	Game: 43.6%	DEADBALL
3-Pt. FG%	1st Half: 3-10 30.0%	2nd Half: 6-12 50.0%	Game: 31.3%	REBOUNDS
F Throw %	1st Half: 6-9 66.7%	2nd Half: 6-8 75.0%	Game: 73.7%	6

HOME TEAM: BYU Cougars (30-5)

##	Player	tot-fg		3-pt		rebounds							tp	a	to	blk	s	min
		fg	fga	fg	fga	fta	of	de	tot	pf								
34	HARTSOCK, Noah	f	3	7	0	0	2	2	1	2	3	1	8	1	1	0	0	38
54	MILES, Chris	c	1	1	0	0	0	1	3	4	2	2	2	1	0	0	0	22
04	EMERY, Jackson	g	2	7	2	5	2	4	2	5	7	4	8	1	1	0	1	40
23	HAWS, Tyler	g	3	5	0	0	4	4	1	0	1	2	10	2	0	0	1	21
32	FREDETTE, Jimmer	g	13	26	3	8	8	10	1	1	2	1	37	3	5	1	2	46
00	DAVIES, Brandon	0	1	0	0	0	2	1	5	6	4	0	0	2	1	1	19	
01	ABUO, Charles	1	2	0	0	0	0	1	1	0	2	1	0	0	0	0	10	
10	LOYD, JR., Michael	7	10	3	5	9	10	0	2	2	1	26	0	2	0	4	35	
45	TAVERNARI, Jon.	2	6	2	5	0	0	0	3	3	2	6	1	0	0	3	19	
	TEAM									3	4							
	Totals.....		32	65	10	23	25	32	10	23	33	17	99	11	12	2	12	250

TOTAL FG%	1st Half: 15-29 51.7%	2nd Half: 13-26 50.0%	Game: 49.2%	DEADBALL
3-Pt. FG%	1st Half: 3-5 60.0%	2nd Half: 4-13 30.8%	Game: 43.5%	REBOUNDS
F Throw %	1st Half: 2-4 50.0%	2nd Half: 10-10 100%	Game: 78.1%	5

Officials: Joe Lindsay, Chris Rastatter, Kevin Brill
 Technical fouls: Florida-None. Brigham Young-None.

Attendance: 13382

Score by Periods	1st	2nd	OT	OT2	Total
Florida	33	42	6	11	92
Brigham Young	35	40	6	18	99

Points in the paint-UF 44, BY 28. Points off turnovers-UF 7, BY 25.
 2nd chance points-UF 16, BY 11. Fast break points-UF 4, BY 2.
 Bench points-UF 11, BY 34. Score tied-8 times. Lead changed-8 times.
 Last FG-UF OT2-00:13, BY OT2-01:22.
 Largest lead-UF by 7 1st-07:02, BY by 13 2nd-09:16.

BYU - 99 FLORIDA - 92 (2OT)

GAME RECAP

The BYU backcourt of Jimmer Fredette and Michael Loyd, Jr. combined for 63 points as the No. 7 seed Cougars defeated No. 10 seed Florida in double overtime, 99-92, in the first round of the NCAA tournament on Thursday. Fredette and Loyd scored 16 of BYU's 18 points in the second overtime to finally pull the Cougars ahead for good. Loyd shot the Cougars ahead with a quick trey to begin the overtime, followed by a free throw after Fredette sank two of his own from the line. Fredette stroked a three-pointer from the top of the key to put BYU (30-5) ahead 90-83 with 2:42 left, then hit another from long distance to ultimately stretch the lead out of reach of the Gators (21-13). The junior point guard tied a BYU NCAA tournament record with 37 points on 13-of-26 shooting from the field, including 3-of-8 from three and 8-of-10 from the free throw line for his eighth game of the season with 30 or more points. Loyd came through for BYU time and time again, including all six of BYU's points in the first overtime. He scored a career-high 26 points on 7-of-10 shooting with three treys and a career-best 9-of-10 from the charity stripe. Loyd also had four steals, tying his career high. Jackson Emery, who added eight points and a team-high seven rebounds, knocked down a long three from the top of the key to bring BYU within one, 74-73, with 1:26 to go in regulation. After Florida's Vernon Macklin made 1-of-2 free throws, Fredette drove to the left and scooped in the game-tying layup, sending the contest into overtime after Chandler Parsons missed a turnaround at the buzzer.





GAME 36

BYU vs. KANSAS STATE (3.20.10) NCAA TOURNAMENT, OKLAHOMA CITY, OK

BYU - 72
KANSAS STATE - 84

GAME RECAP

No. 7 seed BYU men's basketball ended its season in the second round of the NCAA tournament, losing to No. 2 seed Kansas State 84-72. The Cougars finished the season at 30-6, the most wins in program history. Jimmer Fredette finished with team highs of 21 points and five assists, adding three rebounds and one steal. Noah Hartsock led the team with eight boards and had eight points, two assists and a steal. BYU started the game with 10 unanswered points, capped by back-to-back threes from Jackson Emery. But the Cougars would manage just three points over the next 4:50, as Kansas State pulled within three at 13-10. Jonathan Tavernari, playing his final game in a Cougar uniform, added five points on a layup and a three-pointer to spark BYU on another run, lifting his team to a 23-13 lead with 9:14 left in the first period. Kansas State would take the lead for good with 2:35 to go before the half after two free throws by Wildcat Curtis Kelly. Kansas State guard Jacob Pullen then scored 13 points in a row, giving the Big 12 runner-up a 41-31 lead at the break. Baskets by Hartsock and Emery and a three-pointer by Fredette cut the Wildcats' lead to five, 45-40 with just over 16 minutes left to play, but the Cougars could get no closer as the teams traded baskets the remainder of the game. Freshman Tyler Haws scored 14 points while extending his BYU record for consecutive free throws to 48 after going 6-of-6 against Kansas State. Junior Jackson Emery shot 3-of-6 from beyond the arc, finishing with 13 points, three assists, two boards and one steal.

BYU VS. KANSAS STATE, NCAA SECOND ROUND – GAME #36

Brigham Young vs Kansas State
3/20/10 7:24 p.m. at Oklahoma City, Okla. (Ford Center)
VISITORS: Brigham Young (30-6)

##	Player	tot-fg		3-pt		rebounds							pf	tp	a	to	blk	s	min
		fg	fga	fg	fga	ft	fta	of	de	tot									
34	HARTSOCK, Noah	f	3	7	0	0	2	2	4	4	8	5	8	2	0	0	1	31	
54	MILES, Chris	c	0	1	0	0	0	0	1	2	3	3	0	0	2	0	0	12	
04	EMERY, Jackson	g	4	7	3	6	2	2	2	2	2	13	3	2	1	1	31		
23	HAWS, Tyler	g	4	6	0	0	6	6	0	3	3	2	14	1	0	0	29		
32	FREDETTE, Jimmer	g	5	13	1	4	10	11	0	3	3	2	21	5	5	0	1	36	
00	DAVIES, Brandon	1	2	0	0	3	4	0	1	1	5	5	0	2	0	1	13		
01	ABOOU, Charles	0	2	0	0	2	3	1	1	2	1	2	0	0	0	0	11		
02	MORGAN, JR., Lamont	0	0	0	0	0	0	0	0	0	0	0	0	0	0	0	1		
10	LOYD, JR., Michael	1	5	0	2	0	0	0	0	0	1	2	0	1	0	1	14		
12	MAGNUSSON, Logan	0	0	0	0	0	0	0	0	0	0	0	0	0	0	0	1		
13	ZYLSTRA, Brock	0	0	0	0	0	0	0	0	0	0	0	0	0	0	0	1		
15	ANDERSON, James	0	0	0	0	0	0	1	0	1	0	0	0	0	1	0	2		
45	TAVERNARI, Jon.	3	10	1	4	0	0	1	1	3	7	1	1	1	0	2	18		
TEAM										2		3		5					
Totals.....		21	53	5	16	25	28	9	20	29	24	72	12	13	2	7	200		

TOTAL FG%	1st Half: 9-24 37.5%	2nd Half: 12-29 41.4%	Game: 39.6%	DEADBALL
3-Pt. FG%	1st Half: 4-10 40.0%	2nd Half: 1-6 16.7%	Game: 31.3%	REBOUNDS
F Throw %	1st Half: 9-10 90.0%	2nd Half: 16-18 88.9%	Game: 89.3%	2

HOME TEAM: Kansas State (28-7)

##	Player	tot-fg		3-pt		rebounds							pf	tp	a	to	blk	s	min
		fg	fga	fg	fga	ft	fta	of	de	tot									
23	Sutton, Domin.	f	1	5	0	0	2	2	1	4	5	4	4	3	2	1	2	27	
24	Kelly, Curtis	f	2	4	0	0	6	6	1	6	7	1	10	3	2	1	0	29	
15	Colon, Luis	c	1	1	0	0	0	1	2	3	0	2	0	1	0	0	7		
00	Pullen, Jacob	g	8	15	7	12	11	11	0	1	1	4	34	2	3	0	4	29	
21	Clemente, Denis	g	7	18	3	9	2	2	1	1	2	2	19	3	2	0	1	37	
03	Irving, Martavious	0	1	0	0	2	2	0	0	0	2	2	0	1	0	0	13		
12	Russell, Nick	0	0	0	0	0	0	0	0	0	0	0	0	0	0	0	1		
22	McGruder, Rodney	1	3	1	3	0	0	2	2	2	3	0	0	0	0	0	12		
31	Merriewether, Chris	0	0	0	0	1	2	0	0	0	0	1	0	0	0	0	1		
32	Samuels, Jamar	0	6	0	3	1	2	4	1	5	2	1	3	2	1	0	24		
33	Judge, Wally	3	3	0	0	2	3	5	8	3	8	0	0	0	0	0	20		
Team										4		2		2					
Totals.....		23	56	11	27	27	30	15	24	39	20	84	14	15	3	7	200		

TOTAL FG%	1st Half: 11-32 34.4%	2nd Half: 12-24 50.0%	Game: 41.1%	DEADBALL
3-Pt. FG%	1st Half: 6-17 35.3%	2nd Half: 5-10 50.0%	Game: 40.7%	REBOUNDS
F Throw %	1st Half: 13-14 92.9%	2nd Half: 14-16 87.5%	Game: 90.0%	1

Officials: Mike Wood, Michael W. Eades, Roger D. Ayers
Technical fouls: Brigham Young-None. Kansas State-None.
Attendance: 15668

Score by Periods	1st	2nd	Total
Brigham Young	31	41	72
Kansas State	41	43	84



2010-11 BYU BASKETBALL RADIO/TV ROSTER



0

BRANDON DAVIES
Sophomore, Forward
6-9, 235



1

CHARLES ABOU
Junior, Guard/Forward
6-5, 215



4

JACKSON EMERY
Senior, Guard
6-3, 190



12

LOGAN MAGNUSSON
Senior, Forward
6-6, 210



13

BROCK ZYLSTRA
Sophomore, Guard/Forward
6-6, 210




14

NICK MARTINEAU
Sophomore, Guard
6-0, 170



15

JAMES ANDERSON
Junior, Forward/Center
6-10, 240



20

ANSON WINDER
Freshman, Guard
6-3, 195



21

STEPHEN ROGERS
Sophomore, Forward
6-8, 195



31

KYLE COLLINWORTH
Freshman, Guard
6-6, 210



32

JIMMER FREDETTE
Senior, Guard
6-2, 195



34

NOAH HARTSOCK
Junior, Forward
6-8, 230



41

CHRIS COLLINWORTH
Sophomore, Forward
6-9, 235



DAVE ROSE
Head Coach
Sixth Season

PRONUNCIATION GUIDE

CHARLES ABOU
a-BOO-oh

JIMMER FREDETTE
Frah-DEBT

LOGAN MAGNUSSON
MAG-nuh-sun

NICK MARTINEAU
Nick MART-in-oh

ANSON WINDER
AN-son WINE-der

BROCK ZYLSTRA
ZIL-stra



BYU BASKETBALL



THE 22,700-SEAT BYU MARRIOTT CENTER
153-15 Home Record Over the last 10 seasons

- No. 17 all-time among Division I programs in victories
- 87 winning seasons with .614 winning percentage (ranked No. 39 all-time)
- 24 NCAA Tournaments appearances
- 2 NIT Championships (1951, 1966) in 10 NIT appearances
- 28 Conference Championships
- 44 All-America citations
- 108 All-Conference citations
- 44 NBA Draft selections, including six first-round picks
- Wooden and Eastman Award Winner as nation's top player
- Two Basketball Hall of Fame Inductees
- Top 25 average attendance in 34 of last 38 seasons

