



BYUBASKETBALL

2011-2012 Season Almanac



CAMPUS ROAR

YOUR SCHOOL. YOUR SQUAD. YOUR WORDS.

[NIKEBASKETBALL.COM](https://nikebasketball.com)





The 2011-12 BYU Basketball Almanac has been designed to provide local, regional and national media with useful information about the BYU basketball program, its history and tradition. Additionally, information is available via the online media guide at byucougars.com. Should you require additional information, such as photographs, video or additional media guides, please contact the BYU Athletic Communications office at (801) 422-8948. We appreciate your coverage of BYU basketball and look forward to working with you this season.

BYU BASKETBALL - WINNING TRADITION

- 1951 and 1966 NIT Champions
- 26 NCAA Tournament Appearances
- 29 Regular Season Conference Championships
- Two National Players of the Year – Danny Ainge and Jimmer Fredette
- Jimmer Fredette – 2010-11 scoring champ at 28.9 points per game
- No. 17 all-time in NCAA in total victories
- NCAA Academic Progress Rate recognition – six-straight years
- 25 All-Americans and five Academic All-Americans
- Five MWC Players of the Year
- 2007, 2008, 2009 and 2011 Conference Champions
- .813 (78-18) – Dave Rose's conference winning percentage
- 159-45 (.779) – Dave Rose's coaching record
- Dave Rose – three-time MWC Coach of the Year
- 11 postseason invitations in last 12 years
- 53-game home winning streak from 2005 to 2008
- 166-16 (.912) home record in last 12 years
- 2010-11 final rankings of No. 10 (AP Poll), No. 13 (Coaches Poll)
- 2009-10 final rankings of No. 17 (AP Poll), No. 22 (Coaches Poll)
- Back-to-back 30-win season – 30 in 2009-10 and 32 in 2010-11
- Five-straight seasons ranked in the top 25
- Five-straight 25-win seasons
- Five-straight NCAA Tournament appearances
- 15-game win streak in 2009-10, second longest in program history
- Two 10-game win streaks in 2010-11, first-time in program history
- Ranked No. 1 in free throw percentage in the nation (2010)
- Ranked No. 2 in the nation in scoring offense (2010)
- Ranked No. 2 in the nation in scoring margin (2010)
- Ranked No. 2 in the nation in three-point field goal percentage (2010)
- Ranked No. 5 in the nation in winning percentage (2011)
- Ranked No. 5 in the nation in scoring margin (2011)
- Ranked No. 7 in the nation in scoring offense (2011)
- Ranked No. 10 in the nation in free throw percentage (2011)



1 INTRODUCTION

Winning Tradition 1
 Table of Contents 2
 2010-11 Schedule 3
 Quick Facts 4-5
 Season Preview 6-8
 Rosters 9

10 MEET THE COUGARS

Charles Abouo 10
 Noah Hartsock 12
 Brandon Davies 14
 Nick Martineau 16
 Stephen Rogers 18
 Brock Zylstra 20
 Chris Collinsworth 22
 Nate Austin 24
 Michael Boswell 24
 Matt Carlino 25
 Craig Cusick 25
 DaMarcus Harrison 26
 Ian Harward 26
 Austin Nelson 27
 Josh Sharp 27
 Jaren Sweeney 28
 Anson Winder 28
 Individual Career Statistics 29-36

47 BYU COACHING STAFF

Dave Rose 38-41
 Terry Nashif 42
 Tim LaComb 42
 Mark Pope 43
 Mike Hall 43

55 THE UNIVERSITY

Athletic Administration 45
 This is BYU 46-47
 Marriott Center 48-51

66 OPPONENTS/CONFERENCE

All-Time Series Records 52-53
 Series vs. Opponent Results 54-57

96 BYU HOOPS HISTORY

BYU Basketball Tradition 58-59
 BYU's Conference Success 60-61
 Conference Championships 62-63
 All-Time Results 64-80
 All-Time Letterman 81-83
 Coaching Records 84-85
 Cumulative Stats 86-87
 NCAA Tournament Results 88
 NIT Results 89
 Tournament Results 90

129 ALL-TIME HONORS

Danny Ainge 92
 Jimmer Fredette 93
 Kresimir Cosic 94
 Stan Watts 95
 All-Americans 96
 Conference Honors 97
 All-Conference Performers 98
 Cougars in the Pros 100-101

140 BYU HOOP RECORDS

Individual Records 103-108
 1,000 Point Club 109-113
 Team Records 114
 Marriott Center Records 115
 NCAA Game Highs 116
 NIT Game Highs 117
 NCAA Record Book 118
 BYU Poll History 119
 BYU vs. Ranked Teams 120-121



160 2010-11 SEASON REVIEW

Season Review 122-123
 Team Stats - All Games 124
 MWC and NCAA Statistics 125
 Team Game-by-Game 126-127
 Individual Game-by-Game 128-129
 Game-by-Game Leaders 130
 Individual Game Highs 131
 Team Game Highs/Lows 132
 Category Leaders 133-134
 Season Honors 135

MEDIA GUIDE CREDITS

Produced by: Jeff Wood, Dave Broberg
and Kyle Chilton

Layout & Design by: Jeff Wood

Editorial content provided by: Kyle
Chilton

Editing by: Kenny Cox, Taylor Wilson

Photography by: Mark Philbrick, Jaren
Wilkey

Printing by: BYU Print Services

2011-2012 SCHEDULE

DATE	DAY	OPP	PLACE	TIME	TV
Oct. 26	Wed	Cougar Tipoff*	Provo, Utah	7 pm	BYUtv
Oct. 29	Sat	Midwestern State*	Provo, Utah	7 pm	BYUtv
Nov. 4	Fri	Dixie State*	Provo, Utah	7:30 pm	BYUtv
Nov. 11	Fri	at Utah State	Logan, Utah	7 pm	KCSG
Nov. 15	Tue	BYU-Hawaii	Provo, Utah	7 pm	BYUtv
Nov. 18	Fri	Longwood ^	Provo, Utah	7 pm	BYUtv
Nov. 22	Tue	Prairie View A&M ^	Provo, Utah	7 pm	BYUtv
Nov. 25	Fri	vs. Nevada ^	Hoffman Estates, Ill.	TBA	TBA
Nov. 26	Sat	vs. Bradley/Wisconsin ^	Hoffman Estates, Ill.	TBA	TBA
Nov. 30	Wed	vs. Northern Arizona#	Prescott Valley, Ariz.	TBA	TBA
Dec. 3	Sat	vs. Oregon (ESA)	Salt Lake City, Utah	3 pm	ESPNU
Dec. 7	Wed	Weber State	Provo, Utah	7 pm	BYUtv
Dec. 10	Sat	at Utah	Salt Lake City, Utah	TBA	FSN
Dec. 17	Sat	Baylor	Provo, Utah	7 pm	BYUtv
Dec. 20	Tue	Buffalo	Provo, Utah	7 pm	BYUtv
Dec. 22	Thu	UC Santa Barbara	Provo, Utah	7:30 pm	BYUtv
Dec. 27	Tue	Cal State San Marcos	Provo, Utah	7 pm	BYUtv
Dec. 29	Thu	at Saint Mary's	Moraga, Calif.	8 pm	ESPN2
Dec. 31	Sat	San Diego	Provo, Utah	7 pm	BYUtv
Jan. 5	Thu	at Loyola Marymount	Los Angeles, Calif.	TBA	TBA
Jan. 7	Sat	San Francisco	Provo, Utah	7 pm	BYUtv
Jan. 14	Sat	Santa Clara	Provo, Utah	7 pm	BYUtv
Jan. 16	Mon	at San Diego	San Diego, Calif.	TBA	TBA
Jan. 19	Thu	Loyola Marymount	Provo, Utah	7 pm	BYUtv
Jan. 21	Sat	at Pepperdine	Malibu, Calif.	TBA	TBA
Jan. 25	Wed	at Virginia Tech	Blacksburg, Va.	7 pm	ESPN3
Jan. 28	Sat	Saint Mary's	Provo, Utah	TBA	ESPNU
Feb. 2	Thu	Gonzaga	Provo, Utah	9 pm	ESPN2
Feb. 4	Sat	at Portland	Portland, Ore.	7 pm	TBA
Feb. 11	Sat	Pepperdine	Provo, Utah	7 pm	BYUtv
Feb. 16	Thu	at San Francisco	San Francisco, Calif.	TBA	ESPNU
Feb. 18	Sat	at Santa Clara	Santa Clara, Calif.	TBA	ESPNU
Feb. 23	Thu	at Gonzaga	Spokane, Wash.	8 pm	ESPN2
Feb. 25	Sat	Portland	Provo, Utah	7 pm	BYUtv
Feb. 29 - Mar. 5		WCC Tournament	Las Vegas, Nev.	TBA	ESPNU/ESPN2

* Exhibition

^ Chicago Invitational Challenge

Lumberjack Classic



COUGAR BASKETBALL 2011-2012

::Quick Facts



UNIVERSITY INFORMATION

Location: Provo, Utah
 Founded: Oct. 15, 1875
 Elevation: 4,553 feet
 Enrollment: 32,955
 Nickname: Cougars
 Mascot: Cosmo
 Colors: Dark Blue and White
 Arena (capacity): Marriott Center (22,700)
 Conference: West Coast Conference
 President: Cecil O. Samuelson
 Athletics Director: Tom Holmoe

BYU TEAM INFO

2010-11 Overall Record: 32-5
 Conference Record/Finish: 14-2 (T-1st MWC)
 2011 Postseason: NCAA, 2-1,
 lost to Florida, 83-74 (OT) (NCAA Regional Semifinals)
 2011 Final National Ranking: 10/13
 Starters Returning/Lost: 3/3
 Lettermen Returning/Lost: 7/5
 Newcomers: 6
 Returning Redshirt Freshmen: 4

BASKETBALL STAFF

Head Coach: Dave Rose
 Alma Mater (year): Houston (1983)
 Record at School (years): 159-45 (7th year)
 Career Div. I Record (years): same
 Office phone for head coach: Call SID

Best time/day to reach coach: Call SID
 Basketball Office Fax: (801) 422-5965
 Assistant Coaches (Alma Mater, year):
 Terry Nashif (BYU, 2005)
 Tim LaComb (Utah, 2006)
 Mark Pope (Kentucky, 1996)
 Director of Basketball Operations:
 Mike Hall (BYU, 2005)

PROGRAM HISTORY

First Year of Basketball: 1903
 Overall All-Time Record: 1640-1005 (.620)
 Winning Seasons: 84 (last 2011)
 Conference Championships: 29 (last 2011)
 Postseason Appearances (record): 36 (26-37)
 Total NCAA Appearances (record): 26 (14-29)
 Last NCAA Appearance: 2011
 Result: (2-1) lost, NCAA Regional Semifinals
 (New Orleans) vs. Florida, 83-74 (OT)
 Total NIT Appearances (Record): 10 (12-8)
 Last NIT Appearance: 2006
 Result: (0-1) lost at Houston, 77-67



MEDIA RELATIONS

Basketball Media Relations: Kyle Chilton
Office Phone:801-422-4909
Cell Phone:801-372-4401
Email: kyle_chilton@byu.edu
Associate AD Communications: Duff Tittle
Office Phone:801-422-8948
Cell Phone:801-372-4401
Email: duff_tittle@byu.edu
Media Relations Main Office:801-422-8948
Media Relations Fax:801-422-0633
Website: www.byucougars.com
Address:30 SFH, Provo, UT 84602-2239
Marriot Center Pressrow Phone: . . .801-422-3675





THIS IS COUGAR BASKETBALL



2011-12 COUGAR BASKETBALL SEASON PREVIEW

BYU basketball begins a new era in 2011-12 as the Cougars enter their first season as members of the West Coast Conference. This season also marks a new television partnership with BYUtv and ESPN that will give fans unprecedented access to BYU basketball.

With Dave Rose leading the way, the Cougars have enjoyed the most successful six-year run in program history. Beginning with the 2005-06 season, Rose has led BYU to a 159-45 record, five-consecutive trips to the NCAA Tournament, five-straight 25-win seasons and five-straight seasons ranked in the top 25.

DaMARCUS HARRISON



Rose has not allowed the loss of key players year after year to interrupt the program's momentum. In 2006-07, Mountain West Conference Player of the Year Keena Young led BYU to a 25-9 record and a trip to the NCAA Tournament. After he graduated, the Cougars won 27 games in 2007-08 and Lee Cummard was named the MWC Player of the Year. Cummard led BYU to 25 more wins his senior year in 2008-09 and the Cougars responded to his departure with 30 wins the next year.

This season, Rose will be faced with the unique challenge of replacing Jimmer Fredette, the 2011 National Player of the Year, and Jackson Emery, BYU's all-time steals leader. While the losses in the backcourt may be significant, the Cougar roster is loaded with talent, experience and promising newcomers heading into 2011-12.

BYU returns three starters and seven letterwinners from last season's Sweet 16 team that won a program record 32 games and finished the season ranked No. 10 in the AP Poll.

Returning seniors Charles Abouo and Noah Hartsock and junior Brandon Davies — all starters last season — will give the Cougars a deep and experienced frontcourt as the three have a combined 118 starts. The return of a healthy Chris Collinworth gives Rose a strong rebounder who has the ability to score inside and from the perimeter.

Other returning letterwinners include juniors Nick Martineau, Stephen Rogers and Brock Zylstra. All three gained valuable experience during the team's trip to Greece this summer and look to play bigger roles at the point guard and wing spots in 2011-12.

Following is a position-by-position breakdown of the 2011-12 roster:

POINT GUARD

Fredette manned the starting point guard spot for three years and graduated as BYU's all-time scoring leader and fourth all-time in career assists. The point

guards will not be expected to score at the same rate as Fredette did while leading the nation in scoring but will have the charge to run the offense and get the Cougars out in transition. (More on page 2)
(Continued from page 1)

Martineau has the most experience of the points, having played 45 games in his career. A steady ball handler and distributor, Martineau also has the ability to hit the outside shot. Craig Cusick enters his first season on the roster. A star at Orem High, Cusick redshirted at Utah prior to serving a two-year mission for The Church of Jesus Christ of Latter-day Saints. Last season he was a member of BYU's practice squad.

Two freshmen will also vie for time as the floor general, including redshirt Matt Carlino and Austin Nelson. Carlino was highly recruited and enrolled at UCLA before transferring to BYU for the 2011 winter semester. The lefty from Arizona has the ability to penetrate and brings creativity and deep range to the court. Carlino will not be eligible until Dec. 17 due to NCAA transfer rules.

Nelson comes to BYU from Coronado High School in Henderson, Nevada. As a senior he averaged 17.2 points and 7.7 assists and led Coronado to a 22-8 record. Nelson was named to the 4A All-State Third Team by the Las Vegas Review-Journal.


The wildcard at the point guard position is Zylstra. The 6-foot-6 junior has played on the wing during his three years at BYU but ran the point against the Italian National Team during the Cougars' trip to Greece.

WING

Abouo is BYU's most experienced and strongest wing player. During the past three seasons Abouo has played in 106 games and started 25. Last season he averaged 7.2 points and 4.8 rebounds and was one of the team's best defenders. He demonstrated the ability to be a scorer as he posted a career-high 25 points against Wyoming, 22 against Utah and 18 at No. 3 San Diego State. Abouo averaged 14.8 points and 8.3 boards in Greece this summer.

Other returning players expected to play alongside Abouo and pick up the slack left by Emery are Rogers and Zylstra. Rogers, an NJCAA All-American prior to coming to BYU, averaged 4.1 points and 2.2 boards in 2010-11. He demonstrated his scoring touch with 15 points on 3-of-5 shooting from three at TCU and 10 points against Gonzaga in the NCAA Tournament. Rogers also hit 27-consecutive free throws, the best streak on the team last season. In Greece he posted

CHARLES ABOUO



12.3 points per game, including a 20-point outing against the Greek National Team.

Zylstra emerged as a scoring threat in Greece as he averaged a team-best 17.3 points and 6.0 boards. He scored 27 points against ASE Doukas and 26 against the Italian National Team. Zylstra has played 49 career games for BYU and scored a career-high 11 points vs. Chicago State last season.

Several freshmen will also battle for time at the wing. Anson Winder learned Rose's system last season as a redshirt and brings a solid all-around game to the squad. Damarcus Harrison comes out of Christ School and possesses great athleticism combined with the ability to finish at the basket and shoot from the outside.

Other newcomers on the wing include Jaren Sweeney and Josh Sharp. Sweeney, a sweet shooting forward from Mesa, Ariz., helped lead Mountain View to the 5A Arizona state title and 27-3 overall record. Sharp redshirted a year at Utah before serving a two-year mission. He helped Lone Peak to back-to-back state titles and is a multi-tooled player who will also see action in the post.

POST

The majority of BYU's returning scoring punch and experience will come from the post, where Davies, Hartsock and Collinworth are back. Davies was third on the team in scoring (11.1) and first in rebounding



(6.2) last season while shooting .525 from the field. He earned a spot on the All-MWC Third Team, scored in double-figures 20 times, had three double-doubles and scored a career-best 24 points at Creighton.

Hartsock enters his senior season as a two-year starter and one of BYU's all-time leading shot blockers. In 2010-11 he totaled 61 blocks, good for third in the MWC. With 122 rejections for his career, Hartsock is fourth all-time in career blocks in BYU history. He also averaged 8.6 points and 5.9 boards while shooting .498 from the field and .828 from the free throw line. The All-MWC Honorable Mention honoree also emerged as a threat from 3-point range as he hit 26 on the season and shot .433 from downtown.

While Collinsworth was limited to nine games last season, he demonstrated the potential to be a rebounding force and offensive weapon. He averaged 5.9 points and 5.6 boards and posted a near double-double with 11 points and eight boards against Fresno Pacific before missing the remainder of the season due to a knee injury.

In addition to Sharp, several other newcomers will look to contribute down low for the Cougars. A trio of returned missionaries in Mike Boswell, Nate Austin and Ian Harward will give Rose plenty of size on the roster. Boswell, who redshirted in 2008-09 before serving a mission, stands 6-foot-9 and hails from Aloha, Oregon. Austin and Harward both measure 6-foot-11 and are local products. Austin played with Sharp and Tyler Haws (currently on a mission in the Philippines) at Lone Peak while Harward starred at Orem High School.

CHRIS COLLINSWORTH



JOSH SHARP



2011-12 BYU NUMERICAL ROSTER

No.	Name	Pos.	Ht.	Wt	Yr.	Exp.	Hometown (Previous School)
0	Brandon Davies	F	6-9	235	Jr.	2L	Provo, Utah (Provo HS)
1	Charles Abouo	G/F	6-5	215	Sr.	3L	Abidjan, Cote d'Ivoire (Brewster Academy)
2	Craig Cusick	G	6-2	185	Jr.	RS	Orem, Utah (Utah)
3	Austin Nelson	G	6-0	160	Fr.	HS	Henderson, Nev. (Coronado HS)
5	Chris Collinsworth	F	6-9	235	So.	2L	Provo, Utah (Provo HS)
10	Matt Carlino	G	6-2	175	Fr.	RS	Scottsdale, Ariz. (Bloomington South HS)
12	Josh Sharp	F	6-7	185	Fr.	RS	Highland, Utah (Utah)
13	Brock Zylstra	G/F	6-6	210	Jr.	2L	La Verne, Calif. (Bonita HS)
14	Nick Martineau	G	6-0	170	Jr.	2L	Fruit Heights, Utah (Davis HS)
15	Jaren Sweeney	G/F	6-5	190	Fr.	HS	Mesa, Ariz. (Mountain View HS)
20	Anson Winder	G	6-3	195	Fr.	RS	Las Vegas, Nev. (Bishop Gorman HS)
21	Stephen Rogers	F	6-8	195	Jr.	1L	Mesa, Ariz. (Mesa CC)
24	Damarcus Harrison	G	6-5	190	Fr.	HS	Greenwood, S.C. (Christ School)
33	Nate Austin	F/C	6-11	230	Fr.	HS	Alpine, Utah (Lone Peak HS)
34	Noah Hartsock	F	6-8	230	Sr.	3L	Bartlesville, Okla. (Bartlesville HS)
35	Mike Boswell	F	6-9	215	Fr.	RS	Aloha, Ore. (Aloha HS)
42	Ian Harward	F/C	6-11	215	Fr.	HS	Orem, Utah (Orem HS)

COACHING STAFF

Head Coach: Dave Rose, 7th year (Houston, 1983)

Alma Mater: Houston, 1983

Hometown: Houston, Texas

Overall Record: 159-45 (7th year)

School Record: 159-45 (7th year)

Playing Career: Houston, 1980-83

Assistant Coaches: Terry Nashif, 5th year (BYU, 2005)
 Tim LaComb, 2nd year (Utah, 2006)
 Mark Pope, 1st year (Kentucky, 1996)

Dir. Basketball Operations: Mike Hall, 2nd year (BYU, 2005)

Team Trainer: Robert Ramos, 10th year (BYU, 1995)

2011-12 BYU ALPHABETICAL ROSTER

No.	Name	Pos.	Ht.	Wt	Yr.	Exp.	Hometown (Previous School)
1	Charles Abouo	G/F	6-5	215	Sr.	3L	Abidjan, Cote d'Ivoire (Brewster Academy)
33	Nate Austin	F/C	6-11	230	Fr.	HS	Alpine, Utah (Lone Peak HS)
35	Mike Boswell	F	6-9	215	Fr.	RS	Aloha, Ore. (Aloha HS)
10	Matt Carlino	G	6-2	175	Fr.	RS	Scottsdale, Ariz. (Bloomington South HS)
5	Chris Collinsworth	F	6-9	235	So.	2L	Provo, Utah (Provo HS)
2	Craig Cusick	G	6-2	185	Jr.	RS	Orem, Utah (Utah)
0	Brandon Davies	F	6-9	235	Jr.	2L	Provo, Utah (Provo HS)
24	Damarcus Harrison	G	6-5	190	Fr.	HS	Greenwood, S.C. (Christ School)
34	Noah Hartsock	F	6-8	230	Sr.	3L	Bartlesville, Okla. (Bartlesville HS)
42	Ian Harward	F/C	6-11	215	Fr.	HS	Orem, Utah (Orem HS)
14	Nick Martineau	G	6-0	170	Jr.	2L	Fruit Heights, Utah (Davis HS)
3	Austin Nelson	G	6-0	160	Fr.	HS	Henderson, Nev. (Coronado HS)
21	Stephen Rogers	F	6-8	195	Jr.	1L	Mesa, Ariz. (Mesa CC)
12	Josh Sharp	F	6-7	185	Fr.	RS	Highland, Utah (Utah)
15	Jaren Sweeney	G/F	6-5	190	Fr.	HS	Mesa, Ariz. (Mountain View HS)
20	Anson Winder	G	6-3	195	Fr.	RS	Las Vegas, Nev. (Bishop Gorman HS)
13	Brock Zylstra	G/F	6-6	210	Jr.	2L	La Verne, Calif. (Bonita HS)



1

CHARLES ABOUO

SENIOR • G/F • 6-5 • 215 • ABIDJAN, COTE D'IVOIRE



JUNIOR (2010-11):

- Received the Sixth Man Award at the team banquet
- Averaged 7.2 points and 4.8 boards while shooting .415 from the field and .756 from the free throw line
- Scored in double figures 9 times, posted double-digit rebounds twice and had 1 double-double
- Led the Cougars in rebounds 7 times
- Posted season highs of 25 points, 10 rebounds, 4 assists, 2 blocks, 3 steals and 4 threes
- Posted 14 points on 6-of-8 shooting, 8 boards and 2 steals vs. TCU in the MWC Tournament
- Scored 25 points on 9-of-12 shooting while adding 7 rebounds and 2 steals against Wyoming
- Hit 4 three-pointers, scoring 18 points and adding 9 rebounds, 2 steals, 1 assist and 1 block against San Diego State
- Tied a career high with 22 points while recording 10 rebounds to post his first-career double double, adding 2 steals against Utah
- Went 6-for-6 from the line en route to scoring 13 points and grabbing 4 rebounds against Utah State
- Tallied 13 points and 6 rebounds on 4-of-6 shooting and a perfect 4-for-4 from the free-throw line against Fresno State

SOPHOMORE (2009-10):

- Received team award as Best Conditioned Perimeter Player
- Averaged 4.6 points and 3.1 rebounds and shot .467 from the field, .407 from three and .709 from the free throw line
- Scored in double figures 3 times, had 5-plus rebounds 9 times and led team in rebounding twice
- Posted season highs of 22 points, 2 threes, 8 rebounds, 3 assists, 2 steals and 1 block
- Scored 22 points on 8-of-11 shooting at TCU, adding 5 rebounds and 3 assists
- Had 9 points, 3 boards and 1 steal at UNLV
- Posted 10 points, 8 rebounds and 3 assists against Colorado State
- Had 11 points, 3 assists, 3 rebounds, 1 block and 1 steal in 17 minutes against Southern

FRESHMAN (2008-09):

- Had 11 points, 3 assists, 3 rebounds, 1 block and 1 steal in 17 minutes against Southern
- Received team Coaches Award
- Averaged 2.9 points and 1.9 rebounds
- Shot .400 from the field, .429 on threes and .643 from

the free throw line

- Had 2 double-figure scoring games
- Posted season highs of 11 points, 2 threes, 6 rebounds, 2 assists, 2 steals and 1 block
- Scored 11 points against Colorado State and added 2 threes and 6 boards
- Scored 8 points on 3-of-5 shooting, including 2-of-3 on threes and added 4 rebounds at Colorado State
- Posted 10 points, 5 rebounds and 1 assist against Wake Forest
- Scored 9 points in three-consecutive games (at Pepperdine, vs. North Florida, vs. Rice)

BEFORE BYU:

BREWSTER ACADEMY:

- Helped Brewster Academy (Wolfeboro, N.H.) set a school record with 31 wins while compiling a 31-4 overall record in 2007-08
- Team won the New England Preparatory School Athletic Conference (NEPSAC) Class A Championship and advanced to the National Prep School Championship Final Four where Abouo scored 19 points in a semifinal loss
- Team also won the Maine Central Institute Invitational, Brewster Invitational and New Hampton School Invitational titles
- Defeated the China Junior All-Star Team, 111-47
- Coached by Jason Smith

LOGAN HIGH SCHOOL:

- 2007 McDonalds High School All-America nominee
- Three-time first-team all-state honoree under head coach Jeff Brimhall
- LHS all-time leading scorer while also owning the school free throw record
- Helped LHS win Region 11 titles in each of his three varsity seasons while earning all-region accolades all three years, including Region MVP in 2007
- Named the 3A Player of the Year by the Deseret Morning News in 2007 after averaging 21.1 points, 10.2 rebounds and 3.2 steals per game
- Also earned All-Valley Player of the Year honors in 2005-06 when he averaged 15.6 ppg, 7.7 rpg and 1.1 bpg

PERSONAL:

- Parents are Ernest and Yvonne Abouo
- Enjoys cooking, drawing, playing soccer, eating, sleeping

CAREER STATISTICS (ALL GAMES)

YEAR	GP	GS	MIN	AVG	FG	FGA	PCT	3FG	3FGA	3PCT	FT	FTA	PCT	OFF	DEF	TOT	AVG	PF	FO	A	TO	BLK	STL	PTS	AVG
2008-09	33	1	354	10.7	30	75	.400	9	21	.429	27	42	.643	13	49	62	1.9	33	1	13	22	3	9	96	2.9
2009-10	36	2	464	12.9	57	122	.467	11	27	.407	39	55	.709	40	70	110	3.1	56	1	31	29	9	19	164	4.6
2010-11	37	22	772	20.9	88	212	.415	24	83	.289	68	90	.756	52	127	179	4.8	83	2	30	40	11	29	268	7.2
TOTAL	106	25	1590	15.0	175	409	.428	44	131	.336	134	187	.717	105	246	351	3.3	172	4	74	91	23	57	528	5.0

CAREER STATISTICS (CONFERENCE GAMES)

YEAR	GP	GS	MIN	AVG	FG	FGA	PCT	3FG	3FGA	3PCT	FT	FTA	PCT	OFF	DEF	TOT	AVG	PF	FO	A	TO	BLK	STL	PTS	AVG
2008-09	16	1	137	8.6	14	34	.412	5	10	.500	5	11	.455	4	16	20	1.3	14	0	3	7	1	2	38	2.4
2009-10	16	0	220	13.8	31	61	.508	5	13	.385	14	19	.737	21	38	59	3.7	25	0	17	10	5	10	81	5.1
2010-11	16	7	333	20.8	46	96	.479	14	36	.389	29	40	.725	19	49	68	4.3	40	0	8	13	5	15	135	8.4
TOTAL	48	8	690	14.4	91	191	.476	24	59	.407	48	70	.686	44	103	147	3.1	79	0	28	30	11	27	254	5.3

and watching movies

- Favorite food is his Mom's African cooking
- Played for the Utah Pump and Run AAU team with BYU players Chris Collinsworth and Nick Martineau
- Also recruited by San Diego State, Wichita State, Utah State, Loyola, Montana, Tulsa and Virginia Commonwealth
- Played for the Cote d'Ivoire Senior National Team during the summers of 2009 and 2010
- Helped Cote d'Ivoire finish second at FIBA Afrobasket in 2009 and earn a spot in the 2010 FIBA World Championship in Turkey
- Played in the 2010 World Championships in Turkey with the Cote d'Ivoire National Team

CAREER HIGHS

Points: 25, Wyoming -- 03/05/11

Rebounds: 10, Utah -- 02/12/11; Miss. Valley -- 11/23/10

Assists: 4, at Creighton -- 12/01/10

Steals: 3, at Utah -- 01/11/11

Blocks: 2, Colorado State -- 02/23/11

FG made: 9, Wyoming -- 03/05/11


FG attempts: 12, Wyoming -- 03/05/11

3FG made: 4, at SAN DIEGO STATE -- 02/26/11

3FG attempts: 6, Utah State -- 11/17/10

FT made: 7, vs Arizona -- 12/11/10

FT attempts: 10, vs Arizona -- 12/11/10



34

NOAH HARTSOCK

SENIOR • FORWARD • 6-8 • 230 • BARTLESVILLE, OKLA.

**JUNIOR (2010-11):**

- Named Honorable Mention All-MWC and South Padre Island All-Tournament honors
- Earned team's Most Inspirational Award
- Averaged 8.6 points, 5.9 rebounds, 1.6 assists and 1.6 blocks per game while shooting .498 from the field, .433 from three and .828 from the free throw line
- Was 7th in the MWC in rebounds, 3rd in blocks, 7th in offensive rebounds and 8th in defensive rebounds
- Led the team in rebounds nine times, scored in double figures 17 times and posted two double-doubles
- Had season highs of 21 points, 13 boards, 3 threes, 5 blocks and 3 steals
- Hit 5-of-5 from the field and 3-of-3 from three for 13 points vs. Gonzaga in the NCAA Tournament
- Posted 15 points on 6-of-7 shooting from the field and 3-of-4 from three and added 4 blocks at San Diego State
- Had a double-double with 12 points and 11 rebounds vs. Air Force
- Scored 19 points, hit 3-of-3 from three and added 3 blocks and 2 steals at Buffalo
- Had a double-double with 14 points and 13 boards vs. Vermont
- Scored 21 points on 9-of-15 shooting vs. Fresno State

SOPHOMORE (2009-10):

- Named team's Most Improved Player
- Led the team in rebounding (5.1 rpg) and blocks (46) and added 6.5 points per game while shooting .554 from the field and .864 from the free throw line
- Scored in double figures 8 times and had double-digit rebounds twice
- Led the team or tied for team lead in blocks 24 times and rebounds 13 times
- At Colorado State had 12 points, 12 rebounds, 2 assists and 2 blocks for his first career double-double
- Shot 6-for-9 for 14 points with 6 boards, 1 block and 1 steal against TCU
- Scored 17 points, including 13 in the first half, adding 6 boards against UNLV
- Had 11 rebounds and scored 9 points at Fresno State

FRESHMAN (2008-09):

- Averaged 2.4 points and 2.3 rebounds and shot .581 from the field and .593 from the free throw line
- Had 15 blocks, including at least 1 in the last 5 games

- Against Texas A&M in the NCAA Tournament posted 10 points on 4-of-5 shooting from the field and 2-of-3 shooting from the free throw line to go with 4 rebounds and 1 block
- Against San Diego State in the MWC semifinals had 7 points, 5 rebounds and 2 blocks
- Hit 3-of-4 from the field for 7 points to go with 7 rebounds (4 offensive) and 2 steals at San Diego State
- Against Wyoming at home had 11 points on 4-of-5 shooting and added 1 assist and 1 steal

BEFORE BYU:**BARTLESVILLE HIGH SCHOOL:**

- McDonalds High School All-America nominee
- Averaged 27.6 points per game as a senior at Bartlesville High School and was the third-highest scorer in the state of Oklahoma and the highest in the 6A division
- Led the Bruins in rebounds with 8.0 per game while recording 100 blocks in 27 outings
- Named all-state by the Tulsa World and was recipient of the KTUL-TV Elite 8 Champions Award as the best boys basketball player in his area
- Oklahoma Tipoff Magazine Fab 5 pick
- Scored 32 points and pulled down 10 rebounds in BHS loss to Union in the Frontier Conference title game
- Went 10-for-13 from the field and 11-of-12 from the free-throw line to score 31 points while playing ill in the area consolation playoffs, leading BHS to a 50-37 win over Memorial and a berth in the state championships
- Scored 36 of the Bruins 49 points in a state quarterfinal loss to eventual-champion Putnam City
- Selected to play on the Large East team in the Oklahoma Coaches Association All-State game
- Averaged 19.9 points and 9.9 rebounds per game as a junior, helping the Bruins finish 25-3 and advance to the state championship game
- Named the Frontier Conference Player of the Year and first-team all-state
- Also went to the state championships as a sophomore, his first year with the varsity team
- Received several tournament MVP awards for his play with the Oklahoma Adidas Pump and Run team

PERSONAL:

- Parents are David and Leslie Hartsock
- Wife Kendalyn plays volleyball at BYU
- Served a mission for The Church of Jesus Christ of Latter-

CAREER STATISTICS (ALL GAMES)

YEAR	GP	GS	MIN	AVG	FG	FGA	PCT	3FG	3FGA	3PCT	FT	FTA	PCT	OFF	DEF	TOT	AVG	PF	FO	A	TO	BLK	STL	PTS	AVG
2008-09	27	0	304	11.3	25	43	.581	0	0	.000	16	27	.593	25	38	63	2.3	43	0	7	14	15	6	66	2.4
2009-10	36	30	878	24.4	97	175	.554	1	4	.250	38	44	.864	56	128	184	5.1	78	1	42	21	46	18	233	6.5
2010-11	37	36	1100	29.7	123	247	.498	26	60	.433	48	58	.828	72	148	220	5.9	84	0	59	35	61	21	320	8.6
Total	100	66	2282	22.8	245	465	.527	27	64	.422	102	129	.791	153	314	467	4.7	205	1	108	70	122	45	619	6.2

CAREER STATISTICS (CONFERENCE GAMES)

YEAR	GP	GS	MIN	AVG	FG	FGA	PCT	3FG	3FGA	3PCT	FT	FTA	PCT	OFF	DEF	TOT	AVG	PF	FO	A	TO	BLK	STL	PTS	AVG
2008-09	15	0	162	10.8	10	19	.526	0	0	.000	7	14	.500	15	19	34	2.3	21	0	4	9	7	5	27	1.8
2009-10	16	16	391	24.4	41	82	.500	0	3	.000	21	23	.913	22	56	78	4.9	33	0	18	9	23	6	103	6.4
2010-11	16	16	513	32.1	42	94	.447	12	33	.364	22	26	.846	30	75	105	6.6	43	0	30	15	23	4	118	7.4
Total	47	32	1066	22.7	93	195	.477	12	36	.333	50	63	.794	67	150	217	4.6	97	0	52	33	53	15	248	5.3

day Saints in Salt Lake City

- Has five brothers and one sister
- Brother Nate played two seasons at Oklahoma Wesleyan University and brother Jeremiah played one season at the University of Missouri-Kansas City
- Sister-in-law Lindsay Hartsock was a middle blocker for the BYU women's volleyball team and was the MWC Player of the Year in 2006
- Also recruited by Utah State and Oklahoma State

CAREER HIGHS

Points: 21, Fresno State -- 11/12/10

Rebounds: 13, vs Vermont -- 12/08/10

Assists: 6, Eastern New Mexico -- 01/02/10

Steals: 3, vs Florida -- 03/24/11

Blocks: 5, at Creighton -- 12/01/10

FG made: 9, Fresno State -- 11/12/10

FG attempts: 15, Fresno State -- 11/12/10

3FG made: 3, 3 times, last vs Gonzaga -- 03/19/11

3FG attempts: 5, vs San Diego State -- 03/12/11

FT made: 6, two times last at CSU -- 02/17/10


FT attempts: 8, at New Mexico -- 01/29/11

COUGARS.COM



BRANDON DAVIES

JUNIOR • FORWARD • 6-9 • 235 • PROVO, UTAH



SOPHOMORE (2010-11):

- Earned All-MWC Third Team honors
- Received team Best Conditioned Post Player Award
- Averaged 11.1 points, 6.2 boards and 0.9 blocks per game while shooting .525 from the field and .674 from the free throw line
- Led the team in scoring once and rebounding 10 times
- Was 5th in the MWC in rebounding, 19th in scoring, 7th in blocked shots, 5th in offensive rebounds and 6th in defensive rebounds
- Scored in double figures 20 times and had 3 double-digit rebounding games
- Posted 3 double-doubles
- Had 14 points on 12-of-16 free throw shooting and 15 boards vs. Colorado State
- Posted 20 points on 9-of-15 shooting to go with 9 boards, 2 blocks and 2 steals at Wyoming
- Had 15 points and 10 boards at UNLV
- Hit 9-of-11 from the field for 24 points at Creighton

FRESHMAN (2009-10):

- Received team Academic Excellence award
- Averaged 5.4 points and 3.0 rebounds and shot .539 from the field and .568 from the free throw line
- Scored in double figures 6 times and had 1 double-double
- Led the team in rebounding 4 times and scoring once
- Had 21 points on 7-of-9 shooting from the field and 7-of-11 from the free throw while adding 7 rebounds and 1 steal
- Recorded his first double-double, adding 10 points to 11 rebounds, 3 blocked shots and 26 minutes at Air Force
- Posted 14 points at UTEP, adding 1 board and 1 assist
- Scored 14 points vs. Nebraska on 6-of-7 shooting to go with 4 rebounds
- Against Eastern Washington scored 12 points on 5-of-5 shooting, adding 1 block
- Scored 10 points, all in the first half (3-3 FG, 4-4 FT), adding 4 rebounds and 1 steal versus Weber State
- Snagged 8 rebounds and scored 8 points to go with 1 block and 1 steal against Southern

BEFORE BYU:

PROVO HIGH SCHOOL:

- Played for Craig Drury at Provo High School where he helped lead the Bulldogs to state titles as a sophomore and junior and a second-place finish as a senior

- Named first-team all-state by the Salt Lake Tribune and Deseret News and to Long Beach Press-Telegram Best in the West Second Team as a senior
- Averaged 14.0 points and 6.0 rebounds while leading Provo to a 17-1 record, including 10-0 in region play as a senior
- Played in Utah Valley All-Star Classic and earned MVP honors
- Played in UBCA All-Star game
- Played for Mike O'Connor, Todd Phillips and John Palica for Utah Pump-N-Run club team

PERSONAL:

- Mother is Linda Kathleen Davies
- Has one brother and one sister
- Also recruited by Utah, Gonzaga, Utah State, Cal Berkeley, Washington State, Penn State and Santa Clara

CAREER STATISTICS (ALL GAMES)

YEAR	GP	GS	MIN	AVG	FG	FGA	PCT	3FG	3FGA	3PCT	FT	FTA	PCT	OFF	DEF	TOT	AVG	PF	FO	A	TO	BLK	STL	PTS	AVG
2009-10	35	1	474	13.5	69	128	.539	0	1	.000	50	88	.568	30	74	104	3.0	91	1	9	47	14	13	188	5.4
2010-11	29	26	721	24.9	115	219	.525	0	0	.000	93	138	.674	63	117	180	6.2	90	4	43	44	27	20	323	11.1
TOTAL	64	27	1195	18.7	184	347	.530	0	1	.000	143	226	.633	93	191	284	4.4	181	5	52	91	41	33	511	8.0

CAREER STATISTICS (CONFERENCE GAMES)

YEAR	GP	GS	MIN	AVG	FG	FGA	PCT	3FG	3FGA	3PCT	FT	FTA	PCT	OFF	DEF	TOT	AVG	PF	FO	A	TO	BLK	STL	PTS	AVG
2009-10	15	0	187	12.5	29	63	.460	0	1	.000	22	41	.537	13	35	48	3.2	35	0	3	21	5	6	80	5.3
2010-11	14	14	395	28.2	54	111	.486	0	0	.000	51	74	.689	30	72	102	7.3	46	2	29	25	16	13	159	11.4
TOTAL	29	14	582	20.1	83	174	.477	0	1	.000	73	115	.635	43	107	150	5.2	81	2	32	46	21	19	239	8.2

CAREER HIGHS

Points: 24, at Creighton -- 12/01/10

Rebounds: 15, Colorado State -- 02/23/11

Assists: 6, at Air Force -- 02/09/11

Steals: 3, Utah -- 02/12/11

Blocks: 3, 3 times, last UNLV -- 02/05/11

FG made: 9, twice, last at Wyoming Cowboys -- 02/02/11

FG attempts: 15, at Wyoming Cowboys -- 02/02/11

3FG made: --

3FG attempts: 1, Utah -- 01/30/10

FT made: 12, Colorado State -- 02/23/11


FT attempts: 16, Colorado State -- 02/23/11



14

NICK MARTINEAU

JUNIOR • GUARD • 6-0 • 170 • FRUIT HEIGHTS, UTAH



SOPHOMORE (2010-11):

- Named an MWC Scholar-Athlete
- Totaled 17 points, 11 rebounds, 14 assists and 5 steals
- Posted season highs of 5 points, 3 assists, 2 boards and 2 steals
- Scored 5 points and had 3 assists vs. Mississippi Valley State

FRESHMAN (2007-08):

- Averaged 5.8 minutes, 0.7 points, 0.7 assists and 0.4 rebounds per game
- Tallied 14 assists and had season highs of 6 points, 4 assists and 2 rebounds on the year
- Notched 6 points, 4 free throws made (4/4) and 4 assists against Loyola Marymount

BEFORE BYU:

DAVIS HIGH SCHOOL:

- McDonald's All-America nominee and Wendy's High School Heisman award winner
- Averaged 15 points and six assists per game at Davis High School, earning first-team all-state honor
- Named UHSBCA All-Star, region MVP as a senior and first-team all-region as a junior
- Named Salt Lake Tribune second-team all-state and Deseret News third-team all-state his junior season
- Led the team in scoring, assists and minutes played
- Posted career highs of 27 points and 10 assists
- Also played soccer for one year and earned first-team all-state accolades as a wide receiver in football
- Honored by the National Football Foundation Hall of Fame
- Earned Academic all-state recognition after posting a 3.98 GPA
- Served as seminary president
- Coached by Jay Welk

PERSONAL:

- Parents are Chris and Sherrie
- Wife's name is Karli
- Has three brothers and one sister
- Served a mission for The Church of Jesus Christ of Latter-day Saints in Chile
- Also garnered recruiting attention as a wide receiver in football
- Also recruited by Southern Utah, Penn, Columbia, Princeton, Stanford, Air Force, Utah State and Utah

CAREER STATISTICS (ALL GAMES)

YEAR	GP	GS	MIN	AVG	FG	FGA	PCT	3FG	3FGA	3PCT	FT	FTA	PCT	OFF	DEF	TOT	AVG	PF	FO	A	TO	BLK	STL	PTS	AVG
2007-08	20	0	115	5.8	4	14	.286	1	5	.200	4	6	.667	2	6	8	0.4	13	0	14	9	0	3	13	0.7
2010-11	25	0	121	4.8	6	22	.273	3	12	.250	2	2	1.000	0	11	11	0.4	7	0	14	4	0	5	17	0.7
TOTAL	45	0	236	5.2	10	36	.278	4	17	.235	6	8	.750	2	17	19	0.4	20	0	28	13	0	8	30	0.7

CAREER STATISTICS (CONFERENCE GAMES)

YEAR	GP	GS	MIN	AVG	FG	FGA	PCT	3FG	3FGA	3PCT	FT	FTA	PCT	OFF	DEF	TOT	AVG	PF	FO	A	TO	BLK	STL	PTS	AVG
2007-08	7	0	24	3.4	0	4	.000	0	2	.000	0	2	.000	0	1	1	0.1	2	0	0	3	0	2	0	0.0
2010-11	8	0	11	1.4	0	3	.000	0	1	.000	0	0	.000	0	0	0	0.0	2	0	1	0	0	0	0	0.0
TOTAL	15	0	35	2.3	0	7	.000	0	3	.000	0	2	.000	0	1	1	0.1	4	0	1	3	0	2	0	0.0

CAREER HIGHS

Points: 6, Loyola Marymount -- 01/03/08

Rebounds: 2, 5 times

Assists: 4, Loyola Marymount -- 01/03/08

Steals: 2, Chicago State -- 11/20/10

Blocks: --

FG made: 2, Mississippi Valley -- 11/23/10

FG attempts: 3, twice, last vs Hawaii -- 12/04/10

3FG made: 1, 4 times

3FG attempts: 2, 3 times, last vs Fresno Pacific -- 01/01/11

FT made: 4, Loyola Marymount -- 01/03/08

FT attempts: 4, Loyola Marymount -- 01/03/08



21

STEPHEN ROGERS

JUNIOR • FORWARD • 6-8 • 195 • MESA, ARIZONA



SOPHOMORE (2010-11):

- Averaged 4.1 points, 2.2 rebounds while shooting .410 from the field, .344 from three and .854 from the free throw line
- Posted a streak of 27-consecutive free throws without a miss
- Had 10 points and 3 boards vs. Gonzaga in the NCAA Tournament
- Hit 4-of-6 from the field, 3-of-5 from three and 4-of-4 from the free throw line for 15 points at TCU
- Posted 11 points on 4-of-5 shooting and added 5 boards, 2 blocks and 2 steals
- Had 12 points and 8 boards vs. UNLV
- Scored 16 points and hit 11-of-11 from the free throw line vs. Fresno Pacific
- Scored 13 points and hit 3-of-4 threes vs. Hawaii

BEFORE BYU:

MESA COMMUNITY COLLEGE:

- Played one season at Mesa Community College for Sam Ballard
- Earned junior college All-America honors while leading Mesa to a 25-7 record and the NJCAA Region I Championship
- Averaged 21.3 points, 5.3 rebounds, 1.5 assists and 1.3 steals and made 85 threes
- Shot .499 from the field, .427 from three and .810 from the free throw line
- Redshirted one season at Arizona State prior to playing at Mesa

MOUNTAIN VIEW HIGH SCHOOL:

- Lettered three years at Mountain View High School for Gary Ernst
- Led Mountain View to a 61-4 record his junior and senior seasons and back-to-back state titles in 2005 and 2006
- Averaged 15.3 points and 6.6 rebounds and shot 86 percent from the free throw line as a senior
- Named all-state by the Arizona Coaches Association and All-Arizona by Varsity.com and was two-time all-region honoree

PERSONAL:

- Parents are Kimball and Sharon Rogers
- Is the youngest of seven children
- Wife's name is Ginny
- Served a mission for The Church of Jesus Christ of Latter-day Saints in Cleveland, Ohio
- Sister Lindsay played volleyball at Arizona
- Uncle Brent Stephenson played basketball at BYU and received the Memorial Scholar Athlete Award and in 1985 he helped Dixie College win the NJCAA championship
- Cousin Korie Rogers played volleyball at BYU and was a two-time All-American
- Also recruited by Providence, Utah, Utah State, New Mexico, Hawaii and UC Santa Barbara

CAREER STATISTICS (ALL GAMES)

YEAR	GP	GS	MIN	AVG	FG	FGA	PCT	3FG	3FGA	3PCT	FT	FTA	PCT	OFF	DEF	TOT	AVG	PF	FO	A	TO	BLK	STL	PTS	AVG
2010-11	36	0	368	10.2	43	105	.410	21	61	.344	41	48	.854	17	61	78	2.2	26	0	12	22	8	10	148	4.1
TOTAL	36	0	368	10.2	43	105	.410	21	61	.344	41	48	.854	17	61	78	2.2	26	0	12	22	8	10	148	4.1

CAREER STATISTICS (CONFERENCE GAMES)

YEAR	GP	GS	MIN	AVG	FG	FGA	PCT	3FG	3FGA	3PCT	FT	FTA	PCT	OFF	DEF	TOT	AVG	PF	FO	A	TO	BLK	STL	PTS	AVG
2010-11	16	0	172	10.8	23	53	.434	10	30	.333	10	10	1.000	7	26	33	2.1	14	0	5	11	2	5	66	4.1
TOTAL	16	0	172	10.8	23	53	.434	10	30	.333	10	10	1.000	7	26	33	2.1	14	0	5	11	2	5	66	4.1



CAREER HIGHS

Points: 16, Fresno Pacific -- 01/01/11

Rebounds: 8, UNLV -- 02/05/11

Assists: 2, 3 times, last vs UNLV -- 02/05/11

Steals: 2, at Air Force -- 02/09/11 ; vs Florida -- 03/24/11

Blocks: 2, at Air Force -- 02/09/11 ; vs Arizona -- 12/11/10

FG made: 4, 4 times

FG attempts: 10, UNLV -- 02/05/11

3FG made: 3, 3 times, last at TCU -- 02/19/11

3FG attempts: 6, vs Florida -- 03/24/11

FT made: 11, Fresno Pacific -- 01/01/11

FT attempts: 11, Fresno Pacific -- 01/01/11



13

BROCK ZYLSTRA

JUNIOR • GUARD • 6-6 • 210 • LA VERNE, CALIF.



SOPHOMORE (2010-11):

- Totaled 33 points, 24 boards, 8 steals and 6 threes
- Averaged 1.1 points and 0.8 rebounds
- Posted season highs of 11 points, 3 rebounds, 2 assists, 2 steals and 3 threes
- Posted 5 points, 3 boards, 2 assists and 2 steals vs. Mississippi Valley State
- Against Chicago State scored 11 points, hit 3-of-6 threes and added 3 rebounds, 2 assists and 2 steals

FRESHMAN (2009-10):

- Scored 19 points and had 13 rebounds and 2 assists
- Averaged 1.0 points and 0.7 rebounds
- Against Eastern New Mexico posted 5 points, 5 rebounds, 1 assist and 1 steal
- Grabbed 4 rebounds and scored 2 points against Eastern Washington
- Scored his first points as a Cougar on a field goal against Hawaii

REDSHIRT - (2006-2007):

- Brock Zylstra redshirted in 2006-07 as a freshman

BEFORE BYU:

- Averaged 22 points, 12 rebounds, three steals and one block per game as a senior at Bonita HS
- Named first-team All-CIF as both a junior and a senior
- Selected as the Most Valuable Player of the Miramonte League for the second year in a row and the league Player of the Year by the San Gabriel Valley Tribune in addition to being named first-team All-League by the Inland Valley Daily Bulletin as a senior
- Also named the team MVP and school Athlete of the Year after breaking school records in scoring, three-pointers made and steals
- Jersey retired following the 2005-06 season
- Miramonte League MVP as a junior and also earned first-team All-San Gabriel Valley (Tribune) and second-team All-Inland Valley (Daily Bulletin) recognition
- Multiple tournament MVP and all-tournament citations
- Coached by Greg Eckler
- Also named all-league twice in golf

- Active in choir, Boys Athletic Association and Letterman's Club
- Named to the Principal's Honor Roll all four years
- Received the Order of Merit for students above a 4.0 GPA and the President's Award for Educational Excellence
- Exemplary and Life member of the California Scholastic Federation

PERSONAL:

- Parents are Dave and Maxine Zylstra
- Wife's name is Sarah and they have a daughter, Sophia
- Served a mission for The Church of Jesus Christ of Latter-day Saints in New Zealand
- Enjoys golf
- Recruited by Yale, Harvard, UC Davis, UC Irvine, UC Santa Barbara and Dartmouth
- Pre-business management major

CAREER STATISTICS (ALL GAMES)

YEAR	GP	GS	MIN	AVG	FG	FGA	PCT	3FG	3FGA	3PCT	FT	FTA	PCT	OFF	DEF	TOT	AVG	PF	FO	A	TO	BLK	STL	PTS	AVG
2009-10	20	0	63	3.2	7	18	.389	0	3	.000	5	8	.625	2	11	13	0.7	4	0	2	4	1	1	19	1.0
2010-11	29	0	150	5.2	10	32	.313	6	22	.273	7	12	.583	5	19	24	0.8	13	0	9	4	0	8	33	1.1
TOTAL	48	0	212	4.4	17	50	.340	6	25	.240	12	20	.600	7	30	37	0.8	17	0	10	8	1	9	52	1.1

CAREER STATISTICS (CONFERENCE GAMES)

YEAR	GP	GS	MIN	AVG	FG	FGA	PCT	3FG	3FGA	3PCT	FT	FTA	PCT	OFF	DEF	TOT	AVG	PF	FO	A	TO	BLK	STL	PTS	AVG
2009-10	8	0	24	3.0	3	7	.429	0	1	.000	2	4	.500	1	1	2	0.3	2	0	1	2	0	0	8	1.0
2010-11	11	0	40	3.6	2	7	.286	0	3	.000	3	7	.429	2	5	7	0.6	4	0	2	0	0	2	7	0.6
TOTAL	19	0	64	3.4	5	14	.357	0	4	.000	5	11	.455	3	6	9	0.5	6	0	3	2	0	2	15	0.8

CAREER HIGHS

Points: 11, Chicago State -- 11/20/10

Rebounds: 5, Eastern New Mexico -- 01/02/10

Assists: 2, twice, last vs. Mississippi Valley -- 11/23/10

Steals: 2, twice, last vs. Mississippi Valley -- 11/23/10

Blocks: 1, Wagner -- 12/17/09

FG made: 3, Chicago State -- 11/20/10

FG attempts: 7, Chicago State -- 11/20/10

3FG made: 3, Chicago State -- 11/20/10

3FG attempts: 6, Chicago State -- 11/20/10

FT made: 3, Eastern New Mexico -- 01/02/10

FT attempts: 4, Eastern New Mexico -- 01/02/10






5

CHRIS COLLINSWORTH

SOPHOMORE • FORWARD • 6-9 • 235 • PROVO, UTAH



SOPHOMORE (2010-11):

- Received a medical redshirt
- Averaged 5.9 points, 5.6 rebounds and 1.3 assists while shooting .410 from the field and .741 from the free throw line
- Led the team in rebounding 4 times and scored in double figures 3 times
- Posted 7 points and 8 rebounds vs. Utah State
- Had 15 points, 6 boards, 3 assists and 2 steals vs. Chicago State
- Had 11 points and 8 rebounds vs. Fresno Pacific
- Missed 6 games in November and December with an ankle injury and the final 22 games of the season with a knee injury

FRESHMAN (2007-08):

- Averaged 15.9 minutes, 4.8 rebounds and 3.2 points per game
- Led the Cougars in rebounds seven times while posting double-digit boards in three games
- Tied for 13th in the league in rebounds in MWC play with 5.3 while ranking fourth on the team in overall rebounds
- Season highs of 12 points, 11 rebounds and 25 minutes
- Tallied his first career double-double with 12 points and 10 rebounds against Colorado State in the MWC Tournament
- Tied for team-high rebounding honors with 7 boards against TCU while adding 7 points and 1 steal
- Brought down a 11 rebounds to lead all players at UNLV
- Had 9 points and 9 rebounds against Colorado State
- Scored 9 points on 3-for-4 shooting from the field and a perfect 3-for-3 mark from the free-throw line in his collegiate debut at Long Beach State while adding 6 rebounds in 20 minutes

BEFORE BYU:

PROVO HIGH SCHOOL:

- Named the 2007 Gatorade Utah Boys' Basketball Player of the Year after helping his team win the state title with 27 points in the championship game
- As a senior was first-team all-state and received Deseret News 4A and All-Valley MVP honors

- Averaged 16.6 points and 12 rebounds per game despite playing most of the season with a fracture in his right index finger
- Averaged 14.1 points, 6.5 rebounds and 3.3 assists per game to go along with 38 steals and 28 blocks while shooting 56 percent from the field as a junior
- As a junior earned first-team all-state honors after leading his team to the state championship game, scoring 20 points on 8-for-10 shooting from the field
- Also named All-Valley Co-MVP by the Deseret News, All-Valley First Team by the Provo Daily Herald and first-team Region 7 in a vote of area coaches
- A member of the state championship team as a freshman
- Coached by Craig Drury.

AAU:

- Played on the Utah Pump-N-Run AAU team, the top-rated team in the state
- Coached by John Paica and Michael O'Conner
- Helped his team finish in the Final Four of the prestigious Adidas Super 64 Tournament in Las Vegas

PERSONAL:

- Parents are Jeff and Alisa and has two sisters and two brothers
- Brother Kyle played as a freshman for BYU in 2010-11 and is currently serving a mission for The Church of Jesus Christ of Latter-day Saints in Russia
- Served a mission for The Church of Jesus Christ of Latter-day Saints in Australia
- Sports hero is Larry Bird -Recruited by North Carolina, N.C. State, West Virginia, Oregon State, Idaho State, USC, Arizona, Arizona State, Utah State, Air Force, Washington State, Colorado, Colorado State and Utah

CAREER STATISTICS (ALL GAMES)

YEAR	GP	GS	MIN	AVG	FG	FGA	PCT	3FG	3FGA	3PCT	FT	FTA	PCT	OFF	DEF	TOT	AVG	PF	FO	A	TO	BLK	STL	PTS	AVG
2007-08	35	6	557	15.9	42	112	.375	6	33	.182	22	51	.431	47	122	169	4.8	53	0	19	32	14	9	112	3.2
2010-11	9	4	147	16.3	16	39	.410	1	8	.125	20	27	.741	16	34	50	5.6	16	1	12	8	0	4	53	5.9
TOTAL	44	10	704	16.0	58	151	.384	7	41	.171	42	78	.538	63	156	219	5.0	69	1	31	40	14	13	165	3.8

CAREER STATISTICS (CONFERENCE GAMES)

YEAR	GP	GS	MIN	AVG	FG	FGA	PCT	3FG	3FGA	3PCT	FT	FTA	PCT	OFF	DEF	TOT	AVG	PF	FO	A	TO	BLK	STL	PTS	AVG
2007-08	16	1	242	15.1	20	57	.351	3	15	.200	7	20	.350	23	61	84	5.3	19	0	6	9	5	4	50	3.1
TOTAL	16	1	242	15.1	20	57	.351	3	15	.200	7	20	.350	23	61	84	5.3	19	0	6	9	5	4	50	3.1

CAREER HIGHS

Points: 15, Chicago State -- 11/20/10

Rebounds: 11, at UNLV -- 01/15/08

Assists: 3, 4 times

Steals: 2, twice, last vs. Chicago State -- 11/20/10

Blocks: 2, 3 times, last vs Colorado State -- 03/13/08

FG made: 5, Chicago State -- 11/20/10

FG attempts: 8, Chicago State -- 11/20/10

3FG made: 1, 7 times

3FG attempts: 3, 4 times

FT made: 7, at Weber State -- 12/21/10

FT attempts: 8, at Weber State -- 12/21/10





33

NATE AUSTIN

FRESHMAN • F/C • 6-11 • 230 • ALPINE, UTAH

BEFORE BYU:**LONE PEAK HIGH SCHOOL:**


- Helped Lone Peak to a 22-3 record as a senior
- Named first-team all-state as a senior
- Averaged 11.5 points while helping the Knights to a trip to the state title game in 2009
- Helped Lone Peak win the 2008 state title
- Played with fellow Cougars Tyler Haws and Josh Sharp at Lone Peak
- Coached by Quincy Lewis
- Played for Salt Lake Metro club team directed by Dave

Hammer and coached by Marty Haws

- At Las Vegas Spring Showcase scored 24 points and grabbed 22 rebounds in a gold bracket quarterfinal game

PERSONAL:

- Parents are Randy and Leslie Austin
- Served a mission for The Church of Jesus Christ of Latter-day Saints in McAllen, Texas
- Also recruited by Boise State and Utah State



35

MICHAEL BOSWELL

FRESHMAN • FORWARD • 6-9 • 215 • RIVERSIDE, CALIF.

REDSHIRT - (2008-2009):


- Michael Boswell redshirted in 2008-09 as a freshman

BEFORE BYU:**ALOHA HIGH SCHOOL:**

- McDonalds High School All-American nominee
- Averaged 16.7 points and 7.5 rebounds per game as a senior in 2008
- Named first-team All-Metro League as a senior and third-team All-Metro League as a junior
- One of the top 20 scorers in Oregon
- National AP Scholar with Distinction Class of 2008 Valedictorian (out of over 530 students)
- Played for the Oregon Rebels AAU team under head coach Glenn Johannes

PERSONAL:

- Parents are Brent and Kristine
- Has two sisters and one brother--sister Kimberli plays on BYU's volleyball team
- Father played basketball for the BYU JV team
- Cousin McKinzie Olsen is a goalkeeper for the BYU women's soccer team
- Favorite movie is Groundhog Day
- Plays the piano and is an Eagle Scout
- Also recruited by Utah State, Weber State, Portland, Portland State, UC Irvine, Concordia, Penn and Cornell
- Served a mission for The Church of Jesus Christ of Latter-day Saints to Riverside, California



10

MATT CARLINO

FRESHMAN • GUARD • 6-2 • 175 • SCOTTSDALE, ARIZ.

BEFORE BYU:

BLOOMINGTON SOUTH HIGH SCHOOL:

- Led Bloomington South to a 23-1 record while averaging 13.4 points, 5.9 rebounds and 4.3 assists per game
- Led Bloomington South to the 4A State Regional Finals and a No. 1 ranking for much of the season
- Named to Indiana Junior All-Star Team and to All-Conference Indiana Team
- Graduated after his junior season
- Coached by J.R. Holmes


HIGHLAND HIGH SCHOOL:

- As a sophomore led Highland to a 29-4 record and a trip to the state championship game while averaging 19.7 points, 6.2 rebounds, 5.5 assists and 2.7 steals per game
- Named first-team all-state, Fiesta Region Player of the Year and East Valley Player of the Year
- Scored 30-plus points six times

- As a freshman led Highland to a 24-6 record while averaging 16.2 points, 6.8 rebounds, 5.6 assists and 1.9 steals per game
- Scored 20-plus points eight times and 30-plus three times and set a career high with 35 points
- Named first-team All-Fiesta Region and second-team all-state
- Coach by his father, Mark Carlino

PERSONAL:

- Parents are Mark and Brett Carlino
- Has one younger sister, Cate, and one younger brother, Jack
- Father, Mark, played basketball at Arizona State and uncle Brock Brunkhorst played basketball at Arizona
- Lists former Utah Jazz great, John Stockton, and New York Yankees' closer Mariano Rivera as his sports heroes



2

CRAIG CUSICK

FRESHMAN • GUARD • 6-2 • 175 • SCOTTSDALE, ARIZ.

SOPHOMORE - (2010-2011):

- Craig Cusick was a member of the practice squad in 2010-11

BEFORE BYU:

OREM HIGH SCHOOL:

- Named first-team all-state by the Salt Lake Tribune as a junior and senior
- Named first-team all-state by the Deseret News as a senior and second team as a junior
- Leading scorer in 4A and 5A in 2005-06
- Averaged 22 points, 6.5 rebounds and 5 assists per game as a senior
- As a junior averaged 18 points, 5 assists and 5 rebounds per game
- Orem High School's all-time leading scorer

- Led Orem to the state tournament semifinals in 2005 and 2006
- Coached by Mike Conner
- Redshirted in 2006-07 at Utah

PERSONAL:

- Parents are Randy and Debbie Cusick
- Has three sisters and one brother
- Enjoys hunting, camping and fishing



24

DAMARCUS HARRISON

FRESHMAN • GUARD • 6-5 • 190 • GREENWOOD, S.C.

BEFORE BYU:**CHRIST SCHOOL:**


- Played two seasons for David Gaines
- As a senior helped Christ School to a 32-5 overall record, a 12-0 league record and the NCISAA State Title
- Named NCISAA 3A All-State
- Earned first-team Asheville Citizen-Times All-WNC honors
- Shared team MVP honors with Marshall Plumlee (Duke)
- A Jordan Brand Classic Regional All-Star
- Named CAA All-Conference and CAA Player of the Year
- Averaged 12.7 points, 4.7 rebounds, 1.8 steals and 1.7 assists and hit 53 threes
- As a junior averaged 12.5 points and 5.0 rebounds on a

team that included six other Division I-bound players

- Helped the Greenies to a 37-2 record and the 2010 North Carolina 3A state title
- Played at Greenwood High School in South Carolina prior to Christ School
- Played for Dion Bethea for Carolina Ravens AAU team
- Helped the Ravens take second in the nation

PERSONAL:

- Parents are Derek and Wanda Harrison
- Also recruited by Clemson, Florida State, Marquette and Wisconsin



42

IAN HARWARD


FRESHMAN • F/C • 6-11 • 215 • OREM, UTAH

BEFORE BYU:**OREM HIGH SCHOOL:**

- Helped Orem to a 15-7 record
- Averaged 14.0 points per game
- Played for Mike O'Connor and Mike Conner
- Played for the Pump 'N Run AAU team run by John Palica and coached by O'Connor and Todd Phillips
- Registered 35 points, 13 rebounds and 10 blocks in a Tri-City Tournament game near Seattle

PERSONAL:

- Parents are Brad and Alice Harward
- Served a mission for The Church of Jesus Christ of Latter-day Saints in San Antonio, Texas
- Also recruited by Utah State



3

AUSTIN NELSON

FRESHMAN • GUARD • 6-0 • 160 • HENDERSON, NEV.


BEFORE BYU:

CORONADO HIGH SCHOOL:

- Named Sunrise Region MVP
- Named to 4A All-State Third Team by the Las Vegas Review-Journal
- Averaged 17.2 points, 7.7 assists, 5.0 boards and 3.7 steals as a senior
- Led Coronado to a 22-8 record overall and 12-2 in league play
- Coronado's all-time leader in scoring and assists
- Averaged 16.8 points, 9.7 assists, 5.9 rebounds and 4.3 steals as a junior
- Coached by Jeff Kaufman
- Played for Triple Double Elite, coached by Tyrell Jamerson

PERSONAL:

- Parents are Charris and Alan Nelson
- Has one brother and one sister



12

JOSH SHARP

FRESHMAN • FORWARD • 6-7 • 185 • HIGHLAND, UTAH

BEFORE BYU:

LONE PEAK HIGH SCHOOL:

- Played for Quincy Lewis
- Helped the Knights to back-to-back state titles in 2007-08
- Named first-team all-state by the Deseret News and Salt Lake Tribune
- A team captain as a senior
- Averaged 13.5 points and 6.3 rebounds as a senior
- Redshirted the 2008-09 season at Utah after graduating from Lone Peak

PERSONAL:

- Parents are Joe and Debbie Sharp
- Served a mission for The Church of Jesus Christ of Latter-day Saints in Houston



15

JAREN SWEENEY

FRESHMAN • G/F • 6-5 • 190 • MESA, ARIZ.


BEFORE BYU:**MOUNTAIN VIEW HIGH SCHOOL:**

- Helped Mesa Mountain View to a 27-3 record overall and 11-1 in league play
- Averaged 15.6 points, 8.0 rebounds and 5.0 assists while shooting 58 percentage from the field and 45 percentage from three
- Named first-team all-state by the Arizona Coaches Association, Arizonapreps.com and Arizonavararsity.com
- Led Mesa Mountain View to the 5A Division-I state title
- During the state tournament, Mountain View won every game by 21 points or more

- Coached by Gary Ernst

PERSONAL:

- Parents are Doug and Kristen Sweeney
- Grandfather Jim Rhead played basketball at Utah and went to the Fina Four in 1961
- Aunt Amy Rhead Offen played volleyball at BYU



20

ANSON WINDER

FRESHMAN • GUARD • 6-3 • 195 • LAS VEGAS, NEV.

REDSHIRT - (2010-2011):

- Anson Winder redshirted in 2010-11 as a freshman

Sportsmanship Award as a junior

- Earned all-tournament honors at the Wyoming Energy Classic
- Played for Triple Double Elite AAU team coached by Terrell Jamerson

BEFORE BYU:**BISHOP GORMAN HIGH SCHOOL:**

- Coached by Grant Rice
- Helped lead Bishop Gorman to back-to-back Nevada 4A state titles
- Averaged 17 points and seven boards as a senior and led Bishop Gorman to a 30-2 record
- Earned first-team all-Southwest League and first-team all-Sunset Division honors
- As a junior averaged 13.8 points, 8.2 rebounds and 3.0 assists and helped Bishop Gorman to a 28-5 record
- Earned all-Southwest League honors and Bishop Gorman's

PERSONAL:

- Parents are Chuck Winder and Teresa Williams
- Has one sister
- Also recruited by Nevada, SMU, Portland, UC Riverside and Idaho

CHARLES ABUO CAREER STATISTICS

ABUO 2010-11 GAME-BY-GAME

OPPONENT	DATE	GS	MIN	FG	FGA	PCT	3FG	FGA	PCT	FT	FTA	PCT	OFF	DEF	TOT	AVG	PF	FO	A	TO	BLK	STL	PTS	AVG
FRESNO STATE	11/12/10	*	25	4	6	.667	1	2	.500	4	4	1.000	3	3	6	6.0	2	0	1	0	0	1	13	13.0
UTAH STATE	11/17/10	*	30	3	8	.375	1	6	.167	6	6	1.000	1	3	4	5.0	3	0	0	1	0	1	13	13.0
CHICAGO STATE	11/20/10	*	12	1	6	.167	0	2	0.000	0	0	0.000	3	5	8	6.0	2	0	1	0	0	0	2	9.3
MISSISSIPPI VALLEY	11/23/10	*	16	2	8	.250	1	2	.500	0	0	0.000	3	7	10	7.0	0	0	0	4	0	1	5	8.3
VS SOUTH FLORIDA	11/26/10		31	3	8	.375	1	2	.500	1	6	.167	4	4	8	7.2	3	0	0	1	0	0	8	8.2
VS ST. MARYS	11/27/10		9	0	1	0.000	0	1	0.000	4	4	1.000	0	4	4	6.7	1	0	1	1	0	0	4	7.5
AT CREIGHTON	12/01/10	*	22	2	8	.250	1	3	.333	0	0	0.000	2	5	7	6.7	1	0	4	0	0	1	5	7.1
VS HAWAII	12/04/10		13	1	4	.250	0	1	0.000	0	0	0.000	0	1	1	6.0	0	0	1	1	1	0	2	6.5
VS VERMONT	12/08/10		22	4	7	.571	3	4	.750	0	0	0.000	1	5	6	6.0	1	0	2	1	1	1	11	7.0
VS ARIZONA	12/11/10		25	1	4	.250	0	3	0.000	7	10	.700	1	4	5	5.9	1	0	0	2	0	1	9	7.2
VS UCLA	12/18/10		6	0	2	0.000	0	0	0.000	0	0	0.000	0	1	1	5.5	1	0	0	2	0	0	0	6.5
AT WEBER STATE	12/21/10	*	24	1	5	.200	0	2	0.000	2	4	.500	3	6	9	5.8	2	0	2	0	1	0	4	6.3
UTEP	12/23/10	*	3	1	3	.333	0	1	0.000	0	0	0.000	0	1	1	5.4	2	0	0	2	0	0	2	6.0
AT BUFFALO	12/30/10	*	20	0	0	0.000	0	0	0.000	4	4	1.000	1	4	5	5.4	3	0	2	3	0	2	4	5.9
FRESNO PACIFIC	01/01/11	*	15	2	4	.500	0	2	0.000	2	2	1.000	1	4	5	5.3	0	0	3	2	1	0	6	5.9
AT UNLV	01/05/11		18	0	2	0.000	0	0	0.000	2	2	1.000	2	3	5	5.3	3	0	0	2	0	0	2	5.6
AIR FORCE	01/08/11		16	3	7	.429	1	4	.250	1	2	.500	1	3	4	5.2	3	0	1	0	0	1	8	5.8
AT UTAH	01/11/11		9	0	4	0.000	0	1	0.000	0	2	0.000	1	2	3	5.1	2	0	1	0	0	3	0	5.4
TCU	01/18/11		9	1	3	.333	0	2	0.000	0	0	0.000	0	3	3	5.0	0	0	0	0	0	0	2	5.3
AT COLORADO STATE	01/22/11		17	2	2	1.000	1	1	1.000	0	0	0.000	0	0	0	4.8	3	0	0	1	1	0	5	5.3
SAN DIEGO STATE	01/26/11		15	0	5	0.000	0	0	0.000	2	2	1.000	2	2	4	4.7	2	0	0	0	0	0	2	5.1
AT NEW MEXICO	01/29/11		24	4	8	.500	0	2	0.000	1	2	.500	0	2	2	4.6	2	0	0	1	0	1	9	5.3
AT WYOMING	02/02/11		17	1	2	.500	1	2	500	0	0	0.000	1	3	4	4.6	4	0	1	0	0	0	3	5.2
UNLV	02/05/11		24	4	8	.500	1	2	.500	1	1	1.000	0	1	1	4.4	4	1	0	2	0	0	10	5.4
AT AIR FORCE	02/09/11	*	29	3	5	.600	1	2	.500	0	0	0.000	1	3	4	4.4	2	0	2	1	0	2	7	5.4
UTAH	02/12/11	*	29	8	11	.727	2	3	.667	4	7	.571	3	7	10	4.6	4	0	0	2	0	2	22	6.1
AT TCU	02/19/11	*	20	1	3	.333	1	3	.333	2	4	.500	1	6	7	4.7	2	0	0	0	0	0	5	6.0
COLORADO STATE	02/23/11	*	17	3	7	.429	1	3	.333	2	3	.667	1	1	2	4.6	4	0	1	0	2	1	9	6.1
AT SAN DIEGO STATE	02/26/11	*	34	6	11	.545	4	5	.800	2	2	1.000	3	6	9	4.8	3	0	1	1	1	2	18	6.6
NEW MEXICO	03/02/11	*	26	1	6	.167	0	3	0.000	6	7	.857	0	3	3	4.7	3	0	1	1	1	1	8	6.6
WYOMING	03/05/11	*	29	9	12	.750	1	3	.333	6	6	1.000	3	4	7	4.8	2	0	0	2	0	2	25	7.2
VS TCU	03/10/11	*	32	6	8	.750	1	2	.500	1	2	.500	3	5	8	4.9	4	0	2	2	0	2	14	7.4
VS NEW MEXICO	03/11/11	*	33	1	5	.200	0	3	0.000	0	0	0.000	3	4	7	4.9	5	1	0	1	0	2	2	7.2
VS SAN DIEGO STATE	03/12/11	*	32	2	5	.400	1	3	.333	0	0	0.000	2	3	5	4.9	1	0	0	1	0	0	5	7.2
VS WOFFORD	03/17/11	*	16	3	8	.375	0	3	0.000	4	4	1.000	0	5	5	4.9	5	1	2	0	1	10	7.3	
VS GONZAGA	03/19/11	*	26	3	7	.429	0	2	0.000	2	2	1.000	0	4	4	4.9	3	0	1	2	1	2	8	7.3
VS FLORIDA	03/24/11	*	27	2	9	.222	0	3	0.000	2	2	1.000	2	0	2	4.8	3	0	1	0	0	0	6	7.2
TOTALS		22	772	88	212	.415	24	83	.289	68	90	.756	52	127	179	4.8	83	2	30	40	11	29	268	7.2

ABUO 2009-10 GAME-BY-GAME

OPPONENT	DATE	GS	MIN	FG	FGA	PCT	3FG	FGA	PCT	FT	FTA	PCT	OFF	DEF	TOT	AVG	PF	FO	A	TO	BLK	STL	PTS	AVG
BRADLEY	11/13/09	*	18	2	7	.286	0	1	0.000	0	0	0.000	3	2	5	5.0	2	0	0	2	1	2	4	4.0
IDAHO STATE	11/17/09	*	10	3	4	.750	0	0	0.000	2	2	1.000	2	4	6	5.5	1	0	1	1	1	1	8	6.0
AT HAWAI'I	11/20/09		14	1	3	.333	0	0	0.000	0	0	0.000	1	0	1	4.0	2	0	0	1	0	1	2	4.7
SOUTHERN	11/24/09		17	3	5	.600	2	2	1.000	3	4	.750	1	2	3	3.8	0	0	3	1	1	1	11	6.3
WEBER STATE	11/27/09		13	0	4	0.000	0	2	0.000	5	6	.833	2	1	3	3.6	1	0	1	0	1	1	5	6.0
AT UTAH STATE	12/02/09		15	1	1	1.000	0	0	0.000	3	5	.600	0	2	2	3.3	4	0	0	3	0	0	5	5.8
VS SAN FRANCISCO	12/05/09		8	1	4	.250	0	1	0.000	2	2	1.000	1	1	2	3.1	0	0	1	1	0	1	4	5.6
ARIZONA STATE	12/08/09		10	2	2	1.000	1	1	1.000	0	0	0.000	0	0	0	2.8	3	0	0	0	0	0	5	5.5
AT FRESNO STATE	12/12/09		3	0	1	0.000	0	0	0.000	0	0	0.000	0	0	0	2.4	2	0	0	0	0	0	0	4.9
WAGNER	12/17/09		19	1	4	.250	0	1	0.000	0	2	0.000	3	2	5	2.7	3	0	3	3	0	1	2	4.6
EASTERN WASHINGTON	12/19/09		17	2	3	.667	1	1	1.000	4	6	.667	1	1	2	2.6	2	0	2	0	0	0	9	5.0
VS NEVADA	12/22/09		8	1	2	.500	0	0	0.000	0	0	0.000	0	2	2	2.6	0	0	0	0	0	0	2	4.8
VS NEBRASKA	12/23/09		3	0	1	0.000	0	0	0.000	1	2	.500	0	0	0	2.4	0	0	0	0	0	0	1	4.5
AT ARIZONA	12/28/09		5	1	1	1.000	0	0	0.000	0	0	0.000	0	0	0	2.2	0	0	0	0	0	0	2	4.3
EASTERN NEW MEXICO	01/02/10		20	1	6	.167	0	2	0.000	1	1	1.000	2	6	8	2.6	0	0	1	4	0	0	3	4.2
UNLV	01/06/10		8	0	1	0.000	0	0	0.000	0	0	0.000	2	1	3	2.6	0	0	0	0	0	1	0	3.9
AT UTEP	01/09/10		8	2	2	1.000	0	0	0.000	1	2	.500	0	3	3	2.6	1	0	0	1	0	1	5	4.0
AT AIR FORCE	01/13/10		7	0	2	0.000	0	1	0.000	0	0	0.000	0	0	0	2.5	0	0	0	0	0	0	0	3.8
COLORADO STATE	01/16/10		17	4	5	.800	0	0	0.000	2	3	.667	3	5	8	2.8	3	0	3	0	0	1	10	4.1
WYOMING	01/20/10		9	3	5	.600	0	0	0.000	0	0	0.000	0	3	3	2.8	2	0	1	0	0	0	6	4.2
AT SAN DIEGO STATE	01/23/10		11	2	4	.500	0	0	0.000	0	0	0.000	1	4	5	2.9	1	0	0	0	1	1	4	4.2
AT NEW MEXICO	01/27/10		15	1	3	.333	0	0	0.000	0	0	0.000	1	3	4	3.0	3	0	2	0	1	1	2	4.1
UTAH	01/30/10		10	3	4	.750	0	0	0.000	0	0	0.000	0	3	3	3.0	0	0	0	1	0	0	6	4.2
TCU	02/02/10		20	0	4	0.000	0	2	0.000	5	6	.833	1	3	4	3.0	3	0	3	1	1	1	5	4.2
AT UNLV	02/06/10		18	3	5	.600	1	2	.500	2	2	1.000	1	2	3	3.0	3	0	0	1	0	1	9	4.4
AIR FORCE	02/13/10		14	1	2	.500	1	1	1.000	0	0	0.000	4	0	4	3.0	1	0	1	2	0	1	3	4.3
AT COLORADO STATE	02/17/10		16	1	2	.500	1	2	.500	0	0	0.000	0	7	3	2.2	0	1	0	0	1	1	3	4.3
AT WYOMING	02/20/10		12	2	5	.400	0	2	0.000	0	0	0.000	2	0	2	3.1	2	0	1	2	0	1	4	4.3
SAN DIEGO STATE	02/24/10		15																					



INDIVIDUAL CAREER STATISTICS

ABOUB 2008-09 GAME-BY-GAME

OPPONENT	DATE	GS	MIN	FG	FGA	PCT	3FG	FGA	PCT	FT	FTA	PCT	OFF	DEF	TOT	AVG	PF	FO	A	TO	BLK	STL	PTS	AVG
LONG BEACH STATE	11/14/08	8	0	0	.000	0	0	0	.000	0	0	.000	0	2	2	2.0	0	0	0	0	0	0	0	0.0
AT PEPPERDINE	11/18/08	13	1	2	.500	1	1	1.000	.667	6	6	1.000	0	2	2	2.0	1	0	1	0	0	1	9	4.5
NORTH FLORIDA	11/20/08	19	4	6	.667	0	0	.000	1	2	.500	0	4	4	2.7	1	0	1	0	0	1	9	6.0	
RICE	11/21/08	21	2	6	.333	1	2	.500	4	4	1.000	0	2	2	2.5	1	0	2	1	0	0	0	9	6.8
CAL POLY	11/22/08	15	1	2	.500	0	1	1.000	1	1	1.000	1	3	4	2.8	0	0	1	1	0	0	3	6.0	
AT IDAHO STATE	11/29/08	9	0	0	.000	0	0	.000	3	4	.750	0	3	3	2.8	0	0	1	0	0	0	3	5.5	
AT WEBER STATE	12/03/08	9	1	4	.250	0	2	.000	0	0	.000	2	0	2	2.7	0	0	1	1	0	0	2	5.0	
VS UTAH STATE	12/06/08	3	0	1	.000	0	0	.000	0	0	.000	0	0	0	2.4	0	0	0	1	1	0	0	4.4	
BOISE STATE	12/10/08	19	1	2	.500	0	1	1.000	1	4	.250	0	0	0	2.1	0	0	0	2	0	1	3	4.2	
PORTLAND	12/13/08	9	0	0	.000	0	0	.000	1	2	.500	0	0	0	1.9	2	0	0	1	0	0	1	3.9	
VS ARIZONA STATE	12/20/08	11	0	0	.000	0	0	.000	0	0	.000	1	1	2	1.9	4	0	1	0	0	1	0	3.5	
AT TULSA	12/30/08	25	0	1	.000	0	0	.000	1	2	.500	1	5	6	2.3	1	0	1	2	0	1	1	3.3	
WAKE FOREST	01/03/09	23	3	8	.375	1	2	.500	3	3	1.000	1	4	5	2.5	5	1	1	1	0	0	10	3.8	
WESTERN OREGON	01/06/09	19	2	6	.333	0	1	.000	0	0	.000	0	4	4	2.6	0	0	1	1	0	1	1	4	3.9
AT COLORADO STATE	01/10/09	20	3	5	.600	2	3	.667	0	0	.000	1	3	4	2.7	1	0	2	0	0	0	8	4.1	
TCU	01/13/09	5	0	0	.000	0	0	.000	0	0	.000	0	0	0	2.5	1	0	0	0	0	0	0	3.9	
AT NEW MEXICO	01/17/09	8	1	3	.333	0	1	1.000	1	2	.500	0	0	0	2.4	3	0	0	2	0	0	3	3.8	
UNLV	01/21/09	8	1	1	1.000	1	1	1.000	0	0	.000	0	0	0	2.2	2	0	1	0	0	0	3	3.8	
SAN DIEGO STATE	01/24/09	2	1	1	1.000	0	0	.000	0	0	.000	0	0	0	2.1	0	0	0	1	0	0	2	3.7	
AT UTAH	01/27/09	3	0	1	.000	0	0	.000	0	0	.000	0	0	0	2.0	0	0	0	0	0	0	0	3.5	
WYOMING	01/31/09	* 15	1	4	.250	0	1	.000	0	0	.000	0	3	3	2.0	2	0	0	1	0	0	2	3.4	
AT AIR FORCE	02/03/09	5	0	1	.000	0	0	.000	0	0	.000	0	2	2	2.0	0	0	0	0	0	0	0	3.3	
COLORADO STATE	02/11/09	17	3	5	.600	2	2	1.000	3	5	.600	0	6	6	2.2	2	0	1	0	0	0	11	3.6	
AT TCU	02/14/09	6	0	1	.000	0	0	.000	0	0	.000	1	0	1	2.2	1	0	0	0	0	0	0	3.5	
NEW MEXICO	02/17/09	6	1	2	.500	0	0	.000	1	2	.500	1	0	1	2.1	1	0	0	1	1	0	3	3.4	
AT UNLV	02/21/09	19	2	4	.500	0	1	.000	0	2	.000	0	0	0	2.0	1	0	1	0	0	1	4	3.5	
AT SAN DIEGO STATE	02/24/09	6	0	2	.000	0	0	.000	0	0	.000	1	0	1	2.0	0	0	0	0	0	0	0	3.3	
UTAH	02/28/09	9	1	2	.500	0	0	.000	0	0	.000	0	1	1	2.0	0	0	0	0	0	0	2	3.3	
AT WYOMING	03/04/09	3	0	1	.000	0	0	.000	0	0	.000	0	0	0	1.9	0	0	0	0	0	0	0	3.2	
AIR FORCE	03/07/09	5	0	1	.000	0	1	.000	0	0	.000	0	1	1	1.9	0	0	0	0	0	1	0	3.1	
VS AIR FORCE	03/12/09	0	0	0	.000	0	0	.000	0	0	.000	0	0	0	1.8	0	0	0	0	0	0	0	3.0	
VS SAN DIEGO STATE	03/13/09	8	1	1	1.000	1	1	1.000	1	3	.333	2	2	4	1.9	3	0	0	2	0	2	4	3.0	
VS TEXAS A&M	03/19/09	6	0	2	.000	0	0	.000	0	0	.000	1	1	2	1.9	1	0	0	1	0	0	0	2.9	
TOTALS		1	354	30	75	.400	9	21	.429	27	42	.643	13	49	62	1.9	33	1	13	22	3	9	96	2.9

ABOUB IN CONFERENCE GAMES

YEAR	GP	GS	MIN	AVG	FG	FGA	PCT	3FG	FGA	PCT	FT	FTA	PCT	OFF	DEF	TOT	AVG	PF	FO	A	TO	BLK	STL	PTS	AVG	W-L
2008-09	16	1	137	8.6	14	34	.412	5	10	.500	5	11	.455	4	16	20	1.3	14	0	3	7	1	2	38	2.4	12-4
2009-10	16	0	220	13.8	31	61	.508	5	13	.385	14	19	.737	21	38	59	3.7	25	0	17	0	5	10	81	5.1	13-3
2010-11	16	7	333	20.8	46	96	.479	14	36	.389	29	40	.725	19	49	68	4.3	40	0	8	13	5	15	135	8.4	14-2
TOTAL	48	8	690	14.4	91	191	.476	24	59	.407	48	70	.686	44	103	147	3.1	79	0	28	30	11	27	254	5.3	39-9

ABOUB IN CONFERENCE TOURNAMENT GAMES

YEAR	GP	GS	MIN	AVG	FG	FGA	PCT	3FG	FGA	PCT	FT	FTA	PCT	OFF	DEF	TOT	AVG	PF	FO	A	TO	BLK	STL	PTS	AVG	W-L
2009	2	0	8	4.0	1	1	1.000	1	1	1.000	1	3	.333	2	2	4	2.0	3	0	0	2	0	2	4	2.0	1-1
2010	2	0	35	17.5	4	7	.571	2	3	.667	1	1	1.000	2	4	6	3.0	9	1	1	2	0	0	11	5.5	1-1
2011	3	3	97	32.3	9	18	.500	2	8	.250	1	2	.500	8	12	20	6.7	10	1	2	4	0	4	21	7.0	2-1
TOTALS	7	3	140	20.0	14	26	.538	5	12	.417	3	6	.500	12	18	30	4.3	22	2	3	8	0	6	36	5.1	4-3

ABOUB IN THE NCAA TOURNAMENT

YEAR	GP	GS	MIN	AVG	FG	FGA	PCT	3FG	FGA	PCT	FT	FTA	PCT	OFF	DEF	TOT	AVG	PF	FO	A	TO	BLK	STL	PTS	AVG	W-L
2009	1	0	6	6.0	0	2	.000	0	0	.000	0	0	.000	1	1	2	2.0	1	0	0	1	0	0	0	0	0-1
2010	2	0	21	10.5	1	4	.250	0	0	.000	2	3	.667	1	2	3	1.5	1	0	1	0	0	0	4	2.0	1-1
2011	3	3	69	23.0	8	24	.333	0	8	.000	8	8	1.000	2	9	11	3.7	11	1	3	4	1	3	24	8.0	2-1
TOTALS	6	3	96	16.0	9	30	.300	0	8	.000	10	11	.909	4	12	16	2.7	13	1	4	5	1	3	28	4.7	3-3

NOAH HARTSOCK CAREER STATISTICS

HARTSOCK 2010-11 GAME-BY-GAME

OPPONENT	DATE	GS	MIN	FG	FGA	PCT	3FG	FGA	PCT	FT	FTA	PCT	OFF	DEF	TOT	AVG	PF	FO	A	TO	BLK	STL	PTS	AVG
FRESNO STATE	11/12/10	25	9	15	.600	1	1	1.000	2	3	.667	1	4	5	5.0	1	0	0	2	1	0	21	21.0	
UTAH STATE	11/17/10	* 35	5	12	.417	0	0	.000	5	5	1.000	4	1	5	5.0	3	0	1	2	4	1	15	18.0	
CHICAGO STATE	11/20/10	* 13	2	6	.333	0	0	.000	1	2	.500	0	3	3	4.3	0	0	3	0	0	1	5	13.7	
MISSISSIPPI VALLEY	11/23/10	* 25	4	6	.667	0	0	.000	4	5	.800	3	3	6	4.8	0	0	0	2	1	0	12	13.3	
VS SOUTH FLORIDA	11/26/10	* 44	3	10	.300	0	0	.000	0	0	.000	6	1	7	5.2	4	0	4	1	2	2	6	11.8	
VS ST. MARYS	11/27/10	* 36	3	5	.600	0	0	.000	1	1	1.000	0	5	5	5.2	1	0	2	1	1	2	7	11.0	
AT CREIGHTON	12/01/10	* 30	3	8	.375	1	2	.500	0	0	.000	1	3	4	5.0	3	0	2	0	5	2	7	10.4	
VS HAWAII	12/04/10	* 17	3	4	.750	0	0	.000	2	2	1.000	2	5	7	5.3	4	0	1	0	2	0	8	10.1	
VS VERMONT	12/08/10	* 36	6	8	.750	0	0	.000	2	2	1.000	2	11	13	6.1	2	0	1	2	1	1	14	10.6	
VS ARIZONA	12/11/10	* 7	1	2	.500	1	1	1.000	0	0	.000	0	1	1	5.6	1	0	0	0	2	0	3	9.8	
VS UCLA	12/18/10	* 11	1	1	1.000	0	0	.000	0	0	.000	1	1	2	5.3	2	0	0	1	1	0	2	9.1	
AT WEBER STATE	12/21/10	* 25	3	6	.500	0	0	.000	0	0	.000	3	3	6	5.3	1	0	0	1	3	0	6	8.8	
UTEP	12/23/10	* 31	4	7	.571	1	2	.500	1	2	.500	2												

INDIVIDUAL CAREER STATISTICS

TCU	01/18/11	*	36	4	9	.444	1	3	.333	5	5	1.000	3	6	9	5.9	2	0	1	1	1	0	14	10.2	
AT COLORADO STATE	01/22/11	*	19	1	5	.200	1	2	.500	0	0	.000	1	2	3	5.8	4	0	1	1	2	0	3	9.8	
SAN DIEGO STATE	01/26/11	*	36	3	7	.429	0	2	.000	0	0	.000	2	5	7	5.9	2	0	3	0	0	0	6	9.6	
AT NEW MEXICO	01/29/11	*	36	2	7	.286	0	2	.000	6	8	.750	2	6	8	6.0	1	0	1	1	0	1	10	9.6	
AT WYOMING	02/02/11	*	28	1	4	.250	0	2	.000	0	0	.000	4	4	8	6.0	4	0	3	0	3	0	2	9.3	
UNLV	02/05/11	*	37	1	6	.167	0	1	.000	0	0	.000	1	6	7	6.1	2	0	0	1	3	1	2	9.0	
AT AIR FORCE	02/09/11	*	25	3	5	.600	1	2	.500	0	0	.000	2	5	7	6.1	3	0	2	3	0	3	7	8.9	
UTAH	02/12/11	*	26	1	3	.333	0	1	.000	2	2	1.000	0	3	3	6.0	3	0	1	2	1	0	4	8.7	
AT TCU	02/19/11	*	32	3	5	.600	1	1	1.000	3	4	.750	0	8	8	6.1	2	0	3	0	1	0	10	8.8	
COLORADO STATE	02/23/11	*	31	4	4	1.000	0	0	.000	2	2	1.000	4	2	6	6.1	3	0	2	2	0	1	10	8.8	
AT SAN DIEGO STATE	02/26/11	*	39	6	7	.857	3	4	.750	0	0	.000	1	4	5	6.0	3	0	2	3	1	4	0	15	9.0
NEW MEXICO	03/02/11	*	30	0	4	.000	0	2	.000	0	0	.000	2	4	6	6.0	2	0	1	1	3	0	0	8.7	
WYOMING	03/05/11	*	30	2	5	.400	0	2	.000	1	2	.500	2	2	4	6.0	4	0	3	1	1	0	5	8.6	
VS TCU	03/10/11	*	37	3	4	.750	0	1	.000	4	5	.800	5	2	7	6.0	2	0	4	2	3	0	10	8.7	
VS NEW MEXICO	03/11/11	*	34	3	8	.375	0	0	.000	1	2	.500	2	4	6	6.0	2	0	2	1	3	0	7	8.6	
VS SAN DIEGO STATE	03/12/11	*	34	2	10	.200	0	5	.000	0	0	.000	2	4	6	6.0	2	0	2	1	2	0	4	8.5	
VS WOFFORD	03/17/11	*	31	4	6	.667	2	3	.667	0	0	.000	1	4	5	6.0	4	0	0	0	1	2	10	8.5	
VS GONZAGA	03/19/11	*	20	5	5	1.000	3	3	1.000	0	0	.000	1	2	3	5.9	3	0	2	0	1	1	13	8.6	
VS FLORIDA	03/24/11	*	42	3	9	.333	1	4	.250	2	2	1.000	3	5	8	5.9	1	0	2	1	1	3	9	8.6	
TOTALS			36	1100	123	247	.498	26	60	.433	48	58	.828	72	148	220	5.9	84	0	59	35	61	21	320	8.6

HARTSOCK 2009-10 GAME-BY-GAME

OPPONENT	DATE	GS	MIN	FG	FGA	PCT	3FG	FGA	PCT	FT	FTA	PCT	OFF	DEF	TOT	AVG	PF	FO	A	TO	BLK	STL	PTS	AVG
BRADLEY	11/13/09	15	2	2	1.000	0	0	.000	0	0	.000	2	0	0	2.0	3	0	0	0	1	0	4	4.0	
IDAHO STATE	11/17/09	21	2	3	.667	0	0	.000	2	2	1.000	2	3	5	2.5	0	2	0	2	2	1	6	5.0	
AT HAWAI'I	11/20/09	26	2	4	.500	0	0	.000	1	1	1.000	3	4	7	4.7	3	0	0	2	1	1	5	5.0	
SOUTHERN	11/24/09	14	3	5	.600	0	0	.000	2	2	1.000	2	3	5	4.8	1	0	0	1	0	0	8	5.8	
WEBER STATE	11/27/09	19	2	3	.667	1	1	1.000	0	0	.000	0	3	3	4.4	0	0	0	1	1	5	5.6		
AT UTAH STATE	12/02/09	22	2	3	.667	0	0	.000	0	0	.000	0	4	4	4.3	2	0	1	0	2	0	4	5.3	
VS SAN FRANCISCO	12/05/09	*	28	1	2	.500	0	0	.000	0	0	.000	0	5	4	4.4	2	0	2	0	2	2	4	4.9
ARIZONA STATE	12/08/09	*	25	6	9	.667	0	0	.000	1	1	1.000	1	3	4	4.4	1	0	0	0	0	1	13	5.9
AT FRESNO STATE	12/12/09	*	26	4	5	.800	0	0	.000	1	3	.333	1	10	11	5.1	2	0	0	0	1	0	9	6.2
WAGNER	12/17/09	*	24	5	8	.625	0	0	.000	2	3	.667	3	5	8	5.4	4	0	4	0	3	1	12	6.8
EASTERN WASHINGTON	12/19/09	*	20	1	3	.333	0	0	.000	0	0	.000	0	2	2	5.1	2	0	0	1	2	0	2	6.4
VS NEVADA	12/22/09	*	24	5	6	.833	0	0	.000	2	2	1.000	3	3	6	5.2	4	0	3	1	1	0	12	6.8
VS NEBRASKA	12/23/09	*	25	2	4	.500	0	0	.000	0	0	.000	0	3	3	5.0	2	0	2	2	1	0	4	6.6
AT ARIZONA	12/28/09	*	21	2	7	.286	0	0	.000	1	2	.500	4	1	5	5.0	3	0	0	0	1	0	5	6.5
EASTERN NEW MEXICO	01/02/10	*	21	6	6	1.000	0	0	.000	0	0	.000	4	4	8	5.2	0	6	1	1	0	1	12	6.9
UNLV	01/06/10	*	27	6	13	.462	0	0	.000	5	6	.833	3	3	6	5.3	2	0	1	0	1	1	17	7.5
AT UTEP	01/09/10	*	24	1	2	.500	0	0	.000	0	0	.000	0	4	4	5.2	4	0	1	2	1	2	7	7.2
AT AIR FORCE	01/13/10	*	7	0	0	.000	0	0	.000	0	0	.000	0	1	1	4.9	3	0	0	1	0	0	0	6.8
COLORADO STATE	01/16/10	*	23	3	4	.750	0	0	.000	0	0	.000	1	2	3	4.8	1	0	3	1	4	0	6	6.7
WYOMING	01/20/10	*	26	3	4	.750	0	0	.000	2	2	1.000	0	4	4	4.8	0	0	0	1	2	8	6.8	
AT SAN DIEGO STATE	01/23/10	*	22	2	4	.500	0	0	.000	0	0	.000	0	2	2	4.7	2	0	2	0	4	0	4	6.7
AT NEW MEXICO	01/27/10	*	32	4	7	.571	0	0	.000	2	3	.667	1	6	7	4.8	0	0	1	0	1	0	10	6.8
UTAH	01/30/10	*	24	1	2	.500	0	0	.000	0	0	.000	0	3	3	4.7	1	0	0	0	1	0	2	6.6
TCU	02/02/10	*	30	6	9	.667	0	1	.000	2	2	1.000	3	3	6	4.8	1	0	0	2	1	1	14	6.9
AT UNLV	02/06/10	*	25	3	9	.333	0	1	.000	2	2	1.000	3	1	4	4.7	4	0	1	0	2	0	8	7.0
AIR FORCE	02/13/10	*	25	4	7	.571	0	0	.000	0	0	.000	2	4	6	4.8	2	0	2	1	0	0	8	7.0
AT COLORADO STATE	02/17/10	*	32	3	4	.750	0	0	.000	6	6	1.000	2	10	12	5.0	3	0	2	1	2	0	12	7.2
AT WYOMING	02/20/10	*	18	1	4	.250	0	1	.000	0	0	.000	2	1	3	4.0	4	0	2	0	1	1	2	7.0
SAN DIEGO STATE	02/24/10	*	26	0	5	.000	0	0	.000	0	0	.000	0	4	4	5.9	2	0	0	1	0	0	0	6.8
NEW MEXICO	02/27/10	*	31	4	8	.500	0	0	.000	0	0	.000	2	4	6	5.0	2	0	3	0	2	0	8	6.8
AT UTAH	03/03/10	*	28	0	1	.000	0	0	.000	2	2	1.000	2	6	8	5.1	3	0	0	1	2	1	2	6.6
AT TCU	03/06/10	*	15	1	1	1.000	0	0	.000	0	0	.000	1	2	3	5.0	3	0	1	1	1	0	2	6.5
VS TCU	03/10/10	*	29	3	3	1.000	0	0	.000	1	1	1.000	3	4	7	5.1	4	0	0	1	1	2	7	6.5
AT UNLV	03/12/10	*	34	1	4	.250	0	0	.000	0	0	.000	1	5	6	5.1	2	0	1	1	1	1	2	6.4
VS FLORIDA	03/18/10	*	38	3	7	.429	0	0	.000	2	2	1.000	1	2	3	5.0	1	0	1	1	0	0	8	6.4
VS KANSAS STATE	03/20/10	*	31	3	7	.429	0	0	.000	2	2	1.000	4	4	8	5.1	5	1	2	0	0	1	8	6.5
TOTALS		30	878	97	175	.554	1	4	.250	38	44	.864	56	128	184	5.1	78	1	42	21	46	18	233	6.5

HARTSOCK 2008-09 GAME-BY-GAME

OPPONENT	DATE	GS	MIN	FG	FGA	PCT	3FG	FGA	PCT	FT	FTA	PCT	OFF	DEF	TOT	AVG	PF	FO	A	TO	BLK	STL	PTS	AVG	
LONG BEACH STATE	11/14/08	11	0	0	.000	0	0	.000	0	0	.000	1	1	2	2.0	1	0	0	1	1	0	0	0	0	0
AT PEPPERDINE	11/18/08	14	2	3	.667	0	0	.000	2	2	1.000	1	1	2	2.0	2	0	0	1	0	0	0	6	3.0	
NORTH FLORIDA	11/20/08	16	2	3	.667	0	0	.000	0	0	.000	2	2	4	2.7	0	0	0	0	0	0	0	4	3.3	
RICE	11/21/08	16	2	3	.667	0	0	.000	0	0	.000	1	4	5	3.3	2	0	0	0	0	0	0	4	3.5	
CAL POLY	11/22/08	7	0	0	.000	0	0	.000	0	0	.000	1	1	2	3.0	2	0	2	0	0	0	0	0	2.8	
PORTLAND	12/13/08	2	0	0	.000	0	0	.000	1	2	.500	0	0	0	2.5	1	0	0	0	0	0	0	1	2.5	
AT TULSA	12/30/08	3	0	0	.000	0	0	.000	0	0	.000	0	0	0	2.1	0	0	0	0	0	0	0	0	2.1	
WAKE FOREST	01/03/09	1	0	0	.000	0	0	.000	0	0	.000	0	0	0	1.9	2	0	0	0	0	0	0	0	1.9	
WESTERN OREGON	01/06/09	17	2	3	.667	0	0	.000	3	4	.750	1	3	4	2.1	3	0	0	1	3	1	7	2.4		
AT COLORADO STATE	01/10/09	12	0	1	.000	0	0	.000	1	2	.500	0	1	1	2.0	3	0	0	0	0	0	1	1	2.3	
AT NEW MEXICO	01/17																								

INDIVIDUAL CAREER STATISTICS

AT SAN DIEGO STATE	02/24/09	25	3	4	.750	0	0	.000	1	3	.333	4	3	7	2.0	2	0	0	1	1	2	7	2.1	
UTAH	02/28/09	16	1	2	.500	0	0	.000	0	0	.000	3	3	6	2.2	0	0	1	2	0	0	2	2.1	
AT WYOMING	03/04/09	12	0	1	.000	0	0	.000	2	2	1.000	1	1	2	2.2	1	0	0	0	2	0	2	2.1	
AIR FORCE	03/07/09	19	0	1	.000	0	0	.000	0	0	.000	1	2	3	2.2	4	0	0	2	1	0	0	2.0	
VS AIR FORCE	03/12/09	9	0	0	.000	0	0	.000	0	0	.000	1	1	2.2	3	0	1	0	1	0	1	0	2.0	
VS SAN DIEGO STATE	03/13/09	20	3	5	.600	0	0	.000	1	2	.500	2	3	5	2.3	2	0	0	0	2	0	7	2.2	
VS TEXAS A&M	03/19/09	26	4	5	.800	0	0	.000	2	3	.667	1	3	4	2.3	4	0	0	2	1	0	10	2.4	
TOTALS		0	304	25	43	.581	0	0	.000	16	27	.593	25	38	63	2.3	43	0	7	14	15	6	66	2.4

HARTSOCK IN CONFERENCE GAMES

YEAR	GP	GS	MIN	AVG	FG	FGA	PCT	3FG	FGA	PCT	FT	FTA	PCT	OFF	DEF	TOT	AVG	PF	FO	A	TO	BLK	STL	PTS	AVG	W-L
2008-09	15	0	162	10.8	10	19	.526	0	0	.000	7	14	.500	15	19	34	2.3	21	0	4	9	7	5	27	1.8	11-4
2009-10	16	16	391	24.4	41	82	.500	0	3	.000	21	23	.913	22	56	78	4.9	33	0	18	9	23	6	103	6.4	13-3
2010-11	16	16	513	32.1	42	94	.447	12	33	.364	22	26	.846	30	75	105	6.6	43	0	30	15	23	4	118	7.4	14-2
TOTAL	47	32	1066	22.7	93	195	.477	12	36	.333	50	63	.794	67	150	217	4.6	97	0	52	33	53	15	248	5.3	38-9

HARTSOCK IN CONFERENCE TOURNAMENT GAMES

YEAR	GP	GS	MIN	AVG	FG	FGA	PCT	3FG	FGA	PCT	FT	FTA	PCT	OFF	DEF	TOT	AVG	PF	FO	A	TO	BLK	STL	PTS	AVG	W-L
2009	2	0	29	14.5	3	5	.600	0	0	.000	1	2	.500	2	4	6	3.0	5	0	1	0	3	0	7	3.5	1-1
2010	2	2	63	31.5	4	7	.571	0	0	.000	1	1	1.000	4	9	13	6.5	6	0	1	2	2	3	9	4.5	1-1
2011	3	3	105	35.0	8	22	.364	0	6	.000	5	7	.714	9	10	19	6.3	6	0	8	4	8	0	21	7.0	2-1
TOTALS	7	5	197	28.1	15	34	.441	0	6	.000	7	10	.700	15	23	38	5.4	17	0	10	6	13	3	37	5.3	4-3

HARTSOCK IN THE NCAA TOURNAMENT

YEAR	GP	GS	MIN	AVG	FG	FGA	PCT	3FG	FGA	PCT	FT	FTA	PCT	OFF	DEF	TOT	AVG	PF	FO	A	TO	BLK	STL	PTS	AVG	W-L
2009	1	0	26	26.0	4	5	.800	0	0	.000	2	3	.667	1	3	4	4.0	4	0	0	2	1	0	10	10.0	0-1
2010	2	2	69	34.5	6	14	.429	0	0	.000	4	4	1.000	5	6	11	5.5	6	1	3	1	0	1	16	8.0	1-1
2011	3	3	93	31.0	12	20	.600	6	10	.600	2	2	1.000	5	11	16	5.3	8	0	4	1	3	6	32	10.7	2-1
TOTALS	6	5	188	31.3	22	39	.564	6	10	.600	8	9	.889	11	20	31	5.2	18	1	7	4	4	7	58	9.7	3-3

BRANDON DAVIES CAREER STATISTICS

DAVIES 2010-11 GAME-BY-GAME

OPPONENT	DATE	GS	MIN	AVG	FG	FGA	PCT	3FG	FGA	PCT	FT	FTA	PCT	OFF	DEF	TOT	AVG	PF	FO	A	TO	BLK	STL	PTS	AVG
FRESNO STATE	11/12/10	*	14	0	1	.000	0	0	.000	2	2	1.000	0	5	5	5.0	0	0	0	3	0	0	0	2	2.0
UTAH STATE	11/17/10	1	0	0	.000	0	0	.000	0	0	.000	0	1	1	3.0	1	0	0	1	0	1	0	0	0	1.0
CHICAGO STATE	11/20/10	13	6	6	1.000	0	0	.000	3	4	.750	1	5	6	4.0	3	0	1	0	1	0	1	0	15	5.7
MISSISSIPPI VALLEY	11/23/10	17	4	10	4.00	0	0	.000	5	5	1.000	3	7	10	5.5	3	0	0	2	3	0	0	13	7.5	
VS SOUTH FLORIDA	11/26/10	*	34	1	10	1.00	0	0	.000	2	6	.333	4	2	6	5.6	4	0	1	0	1	0	4	6.8	
VS ST. MARYS	11/27/10	*	17	3	6	.500	0	0	.000	3	6	.500	3	3	6	5.7	5	1	0	1	1	0	9	7.2	
AT CREGHTON	12/01/10	*	27	9	11	.818	0	0	.000	6	9	.667	5	1	6	5.7	3	0	0	0	0	0	0	24	9.6
VS HAWAII	12/04/10	*	20	3	6	.500	0	0	.000	3	4	.750	2	2	4	5.5	3	0	3	2	1	1	1	9	9.5
VS VERMONT	12/08/10	*	28	5	7	.714	0	0	.000	2	3	.667	0	1	1	5.0	3	0	2	2	0	2	12	9.8	
VS ARIZONA	12/11/10	*	13	5	5	1.000	0	0	.000	1	1	1.000	0	1	1	4.6	4	0	1	0	1	0	11	9.9	
VS UCLA	12/18/10	*	30	7	9	.778	0	0	.000	4	6	.667	5	1	6	4.7	5	1	0	2	1	0	18	10.6	
AT WEBER STATE	12/21/10	*	29	4	11	.364	0	0	.000	2	4	.500	3	5	8	5.0	3	0	1	1	1	2	10	10.6	
UTEPI	12/23/10	*	29	6	9	.667	0	0	.000	3	4	.750	3	4	7	5.2	2	0	2	2	0	1	15	10.9	
AT BUFFALO	12/30/10	*	31	7	14	.500	0	0	.000	4	6	.667	3	3	6	5.2	3	0	1	2	2	1	18	11.4	
FRESNO PACIFIC	01/01/11	*	23	1	3	.333	0	0	.000	2	4	.500	1	4	5	5.2	2	0	3	0	0	0	4	10.9	
AT UNLV	01/05/11	*	29	5	9	.556	0	0	.000	5	7	.714	4	6	10	5.5	3	0	1	1	1	0	15	11.2	
AIR FORCE	01/08/11	*	19	2	4	.500	0	0	.000	6	7	.857	3	3	6	5.5	5	1	1	2	0	1	10	11.1	
AT UTAH	01/11/11	*	15	5	13	.385	0	0	.000	2	4	.500	1	0	1	5.3	4	0	0	0	2	1	12	11.2	
TCU	01/18/11	*	30	3	10	.300	0	0	.000	7	11	.636	1	8	9	5.5	1	0	2	1	1	1	13	11.3	
AT COLORADO STATE	01/22/11	*	23	5	8	.625	0	0	.000	2	4	.500	5	4	9	5.7	5	1	2	0	1	1	12	11.3	
SAN DIEGO STATE	01/26/11	*	26	6	8	.750	0	0	.000	2	4	.500	0	5	5	5.6	3	0	2	1	2	1	14	11.4	
AT NEW MEXICO	01/29/11	*	38	6	14	.429	0	0	.000	3	3	1.000	4	4	8	5.7	2	0	2	1	0	1	15	11.6	
AT WYOMING	02/02/11	*	37	9	15	.600	0	0	.000	2	5	.400	4	5	9	5.9	4	0	0	6	2	2	20	12.0	
UNLV	02/05/11	*	19	1	3	.333	0	0	.000	2	2	1.000	1	2	3	5.8	4	0	1	0	3	0	4	11.6	
AT AIR FORCE	02/09/11	*	31	5	5	1.000	0	0	.000	3	3	1.000	0	8	8	5.8	3	0	6	2	1	0	13	11.7	
UTAH	02/12/11	*	37	1	6	.167	0	0	.000	0	0	.000	1	6	7	5.9	3	0	4	2	1	3	2	11.3	
AT TCU	02/19/11	*	32	3	7	.429	0	0	.000	5	7	.714	1	5	6	5.9	1	0	4	2	1	0	11	11.3	
COLORADO STATE	02/23/11	*	32	1	3	.333	0	0	.000	12	16	.750	5	10	15	6.2	4	0	1	4	0	1	14	11.4	
AT SAN DIEGO STATE	02/26/11	*	27	2	6	.333	0	0	.000	0	1	.000	0	6	6	6.2	4	0	3	3	1	1	4	11.1	
TOTALS		26	721	115	219	.525	0	0	.000	93	138	.674	63	117	180	6.2	90	4	43	44	27	20	323	11.1	

DAVIES 2009-10 GAME-BY-GAME

OPPONENT	DATE	GS	MIN	AVG</
----------	------	----	-----	-------

INDIVIDUAL CAREER STATISTICS

VS NEBRASKA	12/23/09	14	6	7	.857	0	0	.000	2	6	.333	2	2	4	2.9	4	0	0	2	0	0	14	5.4	
AT ARIZONA	12/28/09	13	2	5	.400	0	0	.000	2	3	.667	1	1	2	2.9	4	0	0	0	0	1	6	5.4	
EASTERN NEW MEXICO	01/02/10	14	3	6	.500	0	0	.000	2	2	1.000	0	1	1	2.7	2	0	0	2	1	1	8	5.6	
UNLV	01/06/10	11	2	5	.400	0	0	.000	0	0	.000	2	2	4	2.8	1	0	0	3	0	1	4	5.5	
AT UTEP	01/09/10	17	5	6	.833	0	0	.000	4	6	.667	0	1	1	2.7	4	0	1	3	0	0	14	6.0	
AT AIR FORCE	01/13/10	26	3	10	.300	0	0	.000	5	5	1.000	4	6	10	3.1	3	0	0	2	3	0	11	6.3	
COLORADO STATE	01/16/10	15	3	4	.750	0	0	.000	2	6	.333	1	3	4	3.2	4	0	0	2	1	0	8	6.4	
WYOMING	01/20/10	13	2	6	.333	0	0	.000	1	2	.500	1	0	1	3.1	3	0	0	2	0	0	5	6.3	
AT SAN DIEGO STATE	01/23/10	7	1	2	.500	0	0	.000	0	0	.000	0	2	2	3.0	4	0	0	2	0	0	2	6.1	
AT NEW MEXICO	01/27/10	6	0	0	.000	0	0	.000	0	0	.000	2	2	4	3.0	4	0	0	2	0	1	0	5.8	
UTAH	01/30/10	10	2	6	.333	0	1	.000	0	0	.000	0	1	1	3.0	1	0	0	0	0	0	4	5.7	
TCU	02/02/10	3	0	1	.000	0	0	.000	0	0	.000	0	0	0	2.8	0	0	0	0	0	0	0	5.5	
AIR FORCE	02/13/10	12	0	2	.000	0	0	.000	3	7	.429	0	2	2	2.8	2	0	0	2	0	2	3	5.4	
AT COLORADO STATE	02/17/10	6	0	1	.000	0	0	.000	0	2	.000	0	0	0	2.7	1	0	1	0	0	0	0	5.2	
AT WYOMING	02/20/10	6	0	1	.000	0	0	.000	0	0	.000	0	1	1	2.6	2	0	0	0	0	0	0	5.0	
SAN DIEGO STATE	02/24/10	12	3	5	.600	0	0	.000	0	1	.000	0	3	3	2.6	2	0	0	1	0	0	6	5.0	
NEW MEXICO	02/27/10	11	2	4	.500	0	0	.000	3	6	.500	0	1	1	2.6	1	0	0	1	0	1	7	5.1	
AT UTAH	03/03/10	25	7	9	.778	0	0	.000	7	11	.636	3	4	7	2.7	4	0	0	2	0	1	21	5.6	
AT TCU	03/06/10	24	4	7	.571	0	0	.000	1	1	1.000	0	8	8	2.9	3	0	0	2	3	0	1	9	5.7
VS TCU	03/10/10	18	1	3	.333	0	0	.000	0	0	.000	0	1	1	2.8	4	0	0	0	0	0	2	5.6	
AT UNLV	03/12/10	*	29	1	3	.333	0	0	.000	1	2	.500	1	5	6	2.9	1	0	0	1	0	0	3	5.5
VS FLORIDA	03/18/10	19	0	1	.000	0	0	.000	0	2	.000	1	5	6	3.0	4	0	0	2	1	1	0	5.4	
VS KANSAS STATE	03/20/10	13	1	2	.500	0	0	.000	3	4	.750	0	1	1	3.0	5	1	0	2	0	1	5	5.4	
TOTALS		1	474	69	128	.539	0	1	.000	50	88	.568	30	74	104	3.0	91	1	9	47	14	13	188	5.4

DAVIES IN CONFERENCE GAMES

YEAR	GP	GS	MIN	AVG	FG	FGA	PCT	3FG	FGA	PCT	FT	FTA	PCT	OFF	DEF	TOT	AVG	PF	FO	A	TO	BLK	STL	PTS	AVG	W-L
2009-10	15	0	187	12.5	29	63	.460	0	1	.000	22	41	.537	13	35	48	3.2	35	0	3	21	5	6	80	5.3	13-2
2010-11	14	14	395	28.2	54	111	.486	0	0	.000	51	74	.689	30	72	102	7.3	46	2	29	25	16	13	159	11.4	13-1
TOTAL	29	14	582	20.1	83	174	.477	0	1	.000	73	115	.635	43	107	150	5.2	81	2	32	46	21	19	239	8.2	26-3

DAVIES IN CONFERENCE TOURNAMENT GAMES

YEAR	GP	GS	MIN	AVG	FG	FGA	PCT	3FG	FGA	PCT	FT	FTA	PCT	OFF	DEF	TOT	AVG	PF	FO	A	TO	BLK	STL	PTS	AVG	W-L
2010	2	1	47	23.5	2	6	.333	0	0	.000	1	2	.500	1	6	7	3.5	5	0	0	1	0	0	5	2.5	1-1
TOTALS	2	1	47	23.5	2	6	.333	0	0	.000	1	2	.500	1	6	7	3.5	5	0	0	1	0	0	5	2.5	1-1

DAVIES IN THE NCAA TOURNAMENT

YEAR	GP	GS	MIN	AVG	FG	FGA	PCT	3FG	FGA	PCT	FT	FTA	PCT	OFF	DEF	TOT	AVG	PF	FO	A	TO	BLK	STL	PTS	AVG	W-L
2010	2	0	32	16.0	1	3	.333	0	0	.000	3	6	.500	1	6	7	3.5	9	1	0	4	1	2	5	2.5	1-1
TOTALS	2	0	32	16.0	1	3	.333	0	0	.000	3	6	.500	1	6	7	3.5	9	1	0	4	1	2	5	2.5	1-1

NICK MARTINEAU CAREER STATISTICS

MARTINEAU 2010-11 GAME-BY-GAME

OPPONENT	DATE	GS	MIN	FG	FGA	PCT	3FG	FGA	PCT	FT	FTA	PCT	OFF	DEF	TOT	AVG	PF	FO	A	TO	BLK	STL	PTS	AVG	
FRESNO STATE	11/12/10	8	0	1	.000	0	1	.000	0	0	.000	0	1	1	1.0	1	0	1	1	0	1	0	1	0	0.0
UTAH STATE	11/17/10	1	0	0	.000	0	0	.000	0	0	.000	0	0	0	0.5	1	0	0	0	0	0	0	0	0.0	
CHICAGO STATE	11/20/10	17	0	2	.000	0	2	.000	0	0	.000	0	2	2	1.0	0	0	3	1	0	2	0	0	0.0	
MISSISSIPPI VALLEY	11/23/10	15	2	3	.667	1	2	.500	0	0	.000	0	2	2	1.3	0	0	3	0	0	0	0	5	1.3	
VS SOUTH FLORIDA	11/26/10	4	0	1	.000	0	0	.000	0	0	.000	0	1	1	1.2	1	0	1	0	0	0	1	0	1.0	
VS ST. MARY'S COLLEGE	11/27/10	4	1	1	1.000	1	1	1.000	0	0	.000	0	0	0	1.0	1	0	0	2	0	0	0	3	1.3	
AT CREIGHTON	12/01/10	4	0	0	.000	0	0	.000	0	0	.000	0	0	0	0.9	0	0	0	0	0	0	0	0	1.1	
VS HAWAII	12/04/10	12	1	3	.333	0	1	.000	0	0	.000	0	2	2	1.0	0	0	2	0	0	0	0	2	1.3	
VS VERMONT	12/08/10	6	0	0	.000	0	0	.000	0	0	.000	0	0	0	0.9	0	0	0	0	0	0	1	0	1.1	
VS ARIZONA	12/11/10	7	1	1	1.000	0	0	.000	2	2	1.000	0	1	1	0.9	0	0	0	0	0	0	0	0	1.4	
VS UCLA	12/18/10	5	0	0	.000	0	0	.000	0	0	.000	0	0	0	0.8	0	0	0	0	0	0	0	0	1.3	
AT WEBER STATE	12/21/10	3	0	2	.000	0	1	.000	0	0	.000	0	1	1	0.8	1	0	0	0	0	0	0	0	1.2	
UTEP	12/23/10	2	0	2	.000	0	1	.000	0	0	.000	0	0	0	0.8	0	0	0	0	0	0	0	0	1.1	
AT BUFFALO	12/30/10	3	0	0	.000	0	0	.000	0	0	.000	0	0	0	0.7	0	0	0	0	0	0	0	0	1.0	
FRESNO PACIFIC	01/01/11	18	1	2	.500	1	2	.500	0	0	.000	0	1	1	0.7	0	0	3	0	0	0	0	3	1.1	
AT UTAH	01/11/11	1	0	0	.000	0	0	.000	0	0	.000	0	0	0	0.7	2	0	0	0	0	0	0	0	1.1	
TCU	01/18/11	1	0	0	.000	0	0	.000	0	0	.000	0	0	0	0.6	0	0	0	0	0	0	0	0	1.0	
UNLV	02/05/11	0	0	0	.000	0	0	.000	0	0	.000	0	0	0	0.6	0	0	0	0	0	0	0	0	0.9	
AT AIR FORCE	02/09/11	5	0	1	.000	0	0	.000	0	0	.000	0	0	0	0.6	0	0	0	0	0	0	0	0	0.9	
UTAH	02/12/11	1	0	0	.000	0	0	.000	0	0	.000	0	0	0	0.6	0	0	0	0	0	0	0	0	0.9	
AT TCU	02/19/11	1	0	2	.000	0	1	.000	0	0	.000	0	0	0	0.5	0	0	0	0	0	0	0	0	0.8	
NEW MEXICO	03/02/11	2	0	0	.000	0	0	.000	0	0	.000	0	0	0	0.5	0	0	0	0	0	0	0	0	0.8	
WYOMING	03/05/11	0	0	0	.000	0	0	.000	0	0	.000	0	0	0	0.5	0	0	1	0	0	0	0	0	0.7	
VS NEW MEXICO	03/11/11	0	0	0	.000	0	0	.000	0	0	.000	0	0	0	0.5	0	0	0	0	0	0	0	0	0.7	
VS GONZAGA	03/19/11	1	0	1	.000	0	0	.000	0	0	.000	0	0	0	0.4	0	0	0	0	0	0	0	0	0.7	
TOTALS		0	121	6	22	.273	3	12	.250	2	2	1.000	0	11	11	0.4	7	0	14	4	0	5	17	0.7	

MARTINEAU 2007-08 GAME-BY-GAME

OPPONENT	DATE	GS	MIN	FG	FGA	PCT	3FG	FGA	PCT	FT	FTA	PCT	OFF	DEF	TOT	AVG	PF	FO	A	TO	BLK	STL	PTS	AVG
AT LONG BEACH STATE	11/10/07	11	1	1	1.000	0	0	.000	0	0	.000	0	2	2	2.0	0	0	0	2	0	0	0	2	2.0
IDAHO STATE	11/14/07	7	1	1	1.000	1	1	1.000	0	0	.000	0	0	0	1.0	1	0	3	1	0	0	0	3	2.5
JACKSON STATE	11/16/07	13	1	2	.500	0	0	.000	0	0	.000	1	1	2	1.3	3	0	2	0	0	0	0	2	2.3
HARTFORD	11/20/07	2	0	0	.000	0	0	.000	0	0	.000	0	0	0	1.0	0	0	0	0	0	0	1	0	1.8
AT PORTLAND	12/01/07	10	0	1	.000	0	0	.000	0	0	.000	0	1	1	1.0	3	0	1	1	0	0	0		

INDIVIDUAL CAREER STATISTICS



WEBER STATE	12/05/07	2	0	0	.000	0	0	.000	0	0	.000	0	0	0	0	0	0	0	0	0	0	0	0	0	0	1.2		
LAMAR	12/12/07	7	0	2	.000	0	1	.000	0	1	.000	0	0	.000	1	0	1	0	9	0	0	1	0	0	0	0	1.0	
PEPPERDINE	12/15/07	1	0	0	.000	0	0	.000	0	0	.000	0	0	.000	0	0	0	0	0	8	1	0	0	0	0	0	0.9	
SOUTHERN UTAH	12/21/07	7	0	0	.000	0	0	.000	0	0	.000	0	0	.000	0	0	0	0	0	7	0	0	2	0	0	0	0.8	
AT BOISE STATE	12/29/07	4	0	0	.000	0	0	.000	0	0	.000	0	0	.000	0	0	0	0	6	1	0	0	1	0	0	0	0.7	
LOYOLA MARYMOUNT	01/03/08	17	1	2	.500	0	1	.000	4	4	1.000	0	1	1	0	6	0	0	0	0	4	0	0	0	0	0	6	1.2
AT WAKE FOREST	01/08/08	6	0	1	.000	0	0	.000	0	0	.000	0	0	.000	0	0	0	0	6	1	0	1	0	0	0	0	1.1	
COLORADO STATE	01/12/08	4	0	2	.000	0	1	.000	0	0	.000	0	0	.000	0	0	0	0	5	0	0	0	1	0	1	0	1.0	
AT UNLV	01/15/08	5	0	0	.000	0	0	.000	0	0	.000	0	0	.000	0	0	0	0	5	0	0	0	0	0	1	0	0	0.9
NEW MEXICO	01/26/08	5	0	0	.000	0	0	.000	0	2	.000	0	1	1	0	5	1	0	0	5	1	0	0	0	0	1	0	0.9
AT COLORADO STATE	02/13/08	1	0	0	.000	0	0	.000	0	0	.000	0	0	.000	0	0	0	0	5	0	0	0	0	0	0	0	0	0.8
UNLV	02/16/08	3	0	0	.000	0	0	.000	0	0	.000	0	0	.000	0	0	0	0	5	0	0	0	1	0	0	0	0	0.8
AIR FORCE	03/01/08	5	0	2	.000	0	1	.000	0	0	.000	0	0	.000	0	0	0	0	4	1	0	0	0	0	0	0	0	0.7
WYOMING	03/05/08	1	0	0	.000	0	0	.000	0	0	.000	0	0	.000	0	0	0	0	4	0	0	0	0	0	0	0	0	0.7
VS COLORADO STATE	03/13/08	4	0	0	.000	0	0	.000	0	0	.000	0	0	.000	0	0	0	0	4	0	0	0	1	0	0	0	0	0.7
TOTALS		0	115	4	14	.286	1	5	.200	4	6	.667	2	6	8	0.4	13	0	14	9	0	3	13	0	3	13	0.7	

MARTINEAU IN CONFERENCE GAMES

YEAR	GP	GS	MIN	AVG	FG	FGA	PCT	3FG	FGA	PCT	FT	FTA	PCT	OFF	DEF	TOT	AVG	PF	FO	A	TO	BLK	STL	PTS	AVG	W-L	
2007-08	7	0	24	3.4	0	4	.000	0	2	.000	0	2	.000	0	1	1	0.1	2	0	0	3	0	2	0	0	0.0	6-1
2010-11	8	0	11	1.4	0	3	.000	0	1	.000	0	0	.000	0	0	0	0.2	2	0	1	0	0	0	0	0	0.0	7-1
TOTAL	15	0	35	2.3	0	7	.000	0	3	.000	0	2	.000	0	1	1	0.1	4	0	1	3	0	2	0	0	0.0	13-2

MARTINEAU IN CONFERENCE TOURNAMENT GAMES

YEAR	GP	GS	MIN	AVG	FG	FGA	PCT	3FG	FGA	PCT	FT	FTA	PCT	OFF	DEF	TOT	AVG	PF	FO	A	TO	BLK	STL	PTS	AVG	W-L	
2008	1	0	4	4.0	0	0	.000	0	0	.000	0	0	.000	0	0	0	0.0	0	0	0	1	0	0	0	0	0.0	1-0
2011	1	0	0	0.0	0	0	.000	0	0	.000	0	0	.000	0	0	0	0.0	0	0	0	0	0	0	0	0	0.0	1-0
TOTALS	1	0	4	2.0	0	0	.000	0	0	.000	0	0	.000	0	0	0	0.0	0	0	0	1	0	0	0	0	0.0	2-0

MARTINEAU IN THE NCAA TOURNAMENT

YEAR	GP	GS	MIN	AVG	FG	FGA	PCT	3FG	FGA	PCT	FT	FTA	PCT	OFF	DEF	TOT	AVG	PF	FO	A	TO	BLK	STL	PTS	AVG	W-L	
2011	1	0	1	1.0	0	1	.000	0	0	.000	0	0	.000	0	0	0	0.0	0	0	0	0	0	0	0	0	0.0	1-0
TOTALS	1	0	1	1.0	0	1	.000	0	0	.000	0	0	.000	0	0	0	0.0	0	0	0	0	0	0	0	0	0.0	1-0

STEPHEN ROGERS CAREER STATISTICS

ROGERS 2010-11 GAME-BY-GAME

OPONENT	DATE	GS	MIN	AVG	FG	FGA	PCT	3FG	FGA	PCT	FT	FTA	PCT	OFF	DEF	TOT	AVG	PF	FO	A	TO	BLK	STL	PTS	AVG	
FRESNO STATE	11/12/10	7	2	5	400	0	3	.000	0	2	.000	2	1	3	3.0	0	0	0	0	0	0	0	0	0	4	4.0
UTAH STATE	11/17/10	8	0	1	.000	0	1	.000	0	0	.000	2	4	6	4.5	0	0	0	1	0	1	0	0	0	0	2.0
CHICAGO STATE	11/20/10	15	1	5	200	0	2	.000	4	5	.800	7	7	5.3	2	0	2	0	1	0	0	1	0	6	3.3	
MISSISSIPPI VALLEY	11/23/10	9	0	1	.000	0	1	.000	0	0	.000	0	0	0	0	4	0	0	0	1	0	1	0	1	0	2.5
VS SOUTH FLORIDA	11/26/10	3	0	0	.000	0	0	.000	0	0	.000	0	0	0	3.2	0	0	0	0	0	0	0	0	0	0	2.0
VS ST. MARY'S	11/27/10	7	0	1	.000	0	0	.000	0	0	.000	0	0	0	2.7	1	0	0	0	0	0	0	0	0	0	1.7
VS HAWAII	12/04/10	19	4	7	571	3	4	750	2	2	1.000	5	5	3.0	1	0	2	2	0	2	2	0	1	13	3.3	
VS VERMONT	12/08/10	8	2	4	500	2	3	667	0	0	.000	1	0	1	2.8	0	0	0	1	1	0	1	1	6	3.6	
VS ARIZONA	12/11/10	13	1	2	.500	0	1	.000	0	0	.000	0	0	0	2.4	1	0	0	1	2	0	1	2	0	2	3.4
VS UCLA	12/18/10	14	1	1	1.000	1	1	1.000	1	2	.500	4	4	2.6	1	0	0	0	0	1	0	4	0	4	3.5	
AT WEBER STATE	12/21/10	5	0	0	.000	0	0	.000	0	0	.000	0	1	1	2.5	0	0	0	1	0	0	0	0	0	0	3.2
UTEP	12/23/10	14	0	1	.000	0	1	.000	5	5	1.000	2	2	2.4	1	0	2	0	0	0	0	2	0	5	3.3	
AT BUFFALO	12/30/10	9	2	3	.667	1	1	1.000	2	4	.500	1	1	2	2.4	1	0	0	1	0	0	0	0	7	3.6	
FRESNO PACIFIC	01/01/11	17	2	6	333	1	3	333	11	11	1.000	2	3	5	2.6	0	0	1	1	0	0	0	0	0	16	4.5
AT UNLV	01/05/11	3	0	2	.000	0	2	.000	0	0	.000	0	1	1	2.5	0	0	0	0	0	0	0	0	0	0	4.2
AIR FORCE	01/08/11	17	3	5	600	2	2	.000	0	0	.000	0	1	1	2.4	4	0	0	1	2	0	1	6	4	4.3	
AT UTAH	01/11/11	4	1	1	1.000	0	0	.000	0	0	.000	0	0	0	2.2	0	0	0	0	0	0	0	0	2	4.2	
TCU	01/18/11	14	3	4	750	0	1	.000	0	0	.000	0	4	4	2.3	4	0	0	1	2	0	0	0	6	4.3	
AT COLORADO STATE	01/22/11	6	0	1	.000	0	1	.000	0	0	.000	0	1	1	2.3	1	0	0	1	0	0	0	0	0	4.1	
SAN DIEGO STATE	01/26/11	4	0	0	.000	0	0	.000	0	0	.000	0	0	0	2.2	0	0	0	0	0	0	0	0	0	3.9	
AT NEW MEXICO	01/29/11	4	0	0	.000	0	0	.000	0	0	.000	0	0	0	2.0	0	0	0	0	0	0	0	0	0	3.7	
AT WYOMING	02/02/11	10	2	3	.667	0	0	.000	0	0	.000	0	1	1	2.0	1	0	0	1	0	1	1	4	3.7		
UNLV	02/05/11	21	4	10	400	2	5	400	2	2	1.000	2	6	8	2.3	2	0	2	0	0	0	0	0	12	4.0	
AT AIR FORCE	02/09/11	20	4	5	800	3	4	750	0	0	.000	0	5	5	2.4	0	0	0	1	2	2	1	11	4.3		
UTAH	02/12/11	5	0	2	.000	0	1	.000	0	0	.000	1	0	1	2.3	0	0	0	1	0	0	0	0	0	4.2	
AT TCU	02/19/11	15	4	6	.667	3	5	600	4	4	1.000	0	1	1	2.3	1	0	0	0	0	0	0	0	15	4.6	
COLORADO STATE	02/23/11	12	0	5	.000	0	3	.000	0	0	.000	1	1	2	2.3	0	0	1	1	0	0	0	0	4	4.4	
AT SAN DIEGO STATE	02/26/11	10	1	1	1.000	1	1	1.000	2	2	1.000	1	1	2	2.3	0	0	0	0	0	0	0	0	5	4.4	
NEW MEXICO	03/02/11	16	1	4	250	1	3	333	0	0	.000	0	3	3	2.3	1	0	0	1	0	1	1	3	4.4		
WYOMING	03/05/11	11	0	4	.000	2	2	.000	2	2	1.000	2	1	3	2.3	0	0	1	0	0	0	1	0	2	4.3	
VS TCU	03/10/11	6	0	2	.000	0	1	.000	0	0	.000	0	0	0	2.2	0	0	0	0	0	0	0	0	0	4.2	
VS NEW MEXICO	03/11/11	4	0	0	.000	0	0	.000	0	0	.000	0	0	0	2.2	0	0	0	0	0	0	0	0	0	4.0	
VS SAN DIEGO STATE	03/12/11	7	0	1	.000	0	1	.000	2	2	1.000	1	0	1	2.1	0	0	0	1	0	0	0	0	2	4.0	
VS WOFFORD	03/17/11	3	0	1	.000	0	0	.000	0	0	.000	1	0	1	2.1	1	0	0	0	0	0	0	0	0	3.9	
VS GONZAGA	03/19/11	11	3	4	750	1	2	.500	3	3	1.000	0	3	3	2.1	1	0	0	0	0	1	0	10	4.0		
VS FLORIDA	03/24/11	17	2	7	286	2	6	333	1	2	.500	0	4													

ROGERS IN CONFERENCE TOURNAMENT GAMES

YEAR	GP	GS	MIN	AVG	FG	FGA	PCT	3FG	FGA	PCT	FT	FTA	PCT	OFF	DEF	TOT	AVG	PF	FO	A	TO	BLK	STL	PTS	AVG	W-L
2011	3	0	17	5.7	0	3	.000	0	2	.000	2	2	1.000	1	0	1	0.3	0	0	0	1	0	0	2	0.7	2-1
TOTALS	3	0	17	5.7	0	3	.000	0	2	.000	2	2	1.000	1	0	1	0.3	0	0	0	1	0	0	2	0.7	2-1

ROGERS IN THE NCAA TOURNAMENT

YEAR	GP	GS	MIN	AVG	FG	FGA	PCT	3FG	FGA	PCT	FT	FTA	PCT	OFF	DEF	TOT	AVG	PF	FO	A	TO	BLK	STL	PTS	AVG	W-L
2011	3	0	31	10.3	5	12	.417	3	8	.375	4	5	.800	1	7	8	2.7	4	0	0	0	1	2	17	5.7	2-1
TOTALS	3	0	31	10.3	5	12	.417	3	8	.375	4	5	.800	1	7	8	2.7	4	0	0	0	1	2	17	5.7	2-1

BROCK ZYLSTRA CAREER STATISTICS

ZYLSTRA 2010-11 GAME-BY-GAME

OPPONENT	DATE	GS	MIN	FG	FGA	PCT	3FG	FGA	PCT	FT	FTA	PCT	OFF	DEF	TOT	AVG	PF	FO	A	TO	BLK	STL	PTS	AVG	
FRESNO STATE	11/12/10	11	1	3	.333	1	2	.500	0	0	.000	0	3	3	3.0	1	0	0	1	0	0	0	3	3.0	
UTAH STATE	11/17/10	4	0	0	.000	0	0	.000	0	0	.000	0	1	1	2.0	0	0	0	0	0	0	0	0	1.5	
CHICAGO STATE	11/20/10	16	3	7	.429	3	6	.500	2	2	1.000	0	3	3	2.3	3	0	2	1	0	2	1	4	4.7	
MISSISSIPPI VALLEY	11/23/10	17	2	5	.400	1	3	.333	0	0	.000	0	3	3	2.5	2	0	2	1	0	2	1	2	5	4.8
VS SOUTH FLORIDA	11/26/10	11	0	1	.000	0	1	.000	1	2	.500	1	0	1	2.2	0	0	1	0	0	1	0	1	1	4.0
VS ST. MARYS	11/27/10	1	0	0	.000	0	0	.000	0	0	.000	0	0	1.8	0	0	0	0	0	0	0	0	0	0	3.3
VS HAWAII	12/04/10	9	1	3	.333	1	3	.333	0	0	.000	0	0	1.6	3	0	0	0	0	0	1	3	3.3		
VS VERMONT	12/08/10	3	0	1	.000	0	1	.000	0	0	.000	0	2	1.6	0	0	0	0	0	0	0	0	0	0	2.9
VS ARIZONA	12/11/10	3	0	0	.000	0	0	.000	0	0	.000	0	0	1.4	0	0	0	0	0	0	0	0	0	0	2.6
VS UCLA	12/18/10	8	1	1	1.000	0	0	.000	1	1	1.000	0	0	1.3	0	0	0	1	0	0	0	0	3	2.6	
AT WEBER STATE	12/21/10	3	0	1	.000	0	1	.000	0	0	.000	0	0	1.2	0	0	0	0	0	0	0	0	0	0	2.4
UTEP	12/23/10	2	0	0	.000	0	0	.000	0	0	.000	0	0	1.1	0	0	1	0	0	0	0	0	0	0	2.2
AT BUFFALO	12/30/10	1	0	0	.000	0	0	.000	0	0	.000	1	0	1.1	0	0	0	0	0	0	0	0	0	0	2.0
FRESNO PACIFIC	01/01/11	10	0	3	.000	0	2	.000	0	0	.000	1	2	3	1.2	0	0	0	0	0	0	0	0	0	1.9
AIR FORCE	01/08/11	2	0	1	.000	0	1	.000	0	0	.000	0	0	1.1	0	0	0	0	0	0	0	0	0	0	1.7
AT UTAH	01/11/11	3	0	0	.000	0	0	.000	0	0	.000	0	0	1.1	0	0	1	0	0	0	1	0	0	1	1.6
TCU	01/18/11	3	0	0	.000	0	0	.000	0	0	.000	0	1	1	1.1	0	0	0	0	0	0	0	0	0	1.5
AT NEW MEXICO	01/29/11	0	0	0	.000	0	0	.000	0	0	.000	0	0	1.0	0	0	0	0	0	0	0	0	0	0	1.4
AT WYOMING	02/02/11	2	0	0	.000	0	0	.000	0	0	.000	0	0	0.9	0	0	0	0	0	0	0	0	0	0	1.4
UNLV	02/05/11	3	0	0	.000	0	0	.000	0	0	.000	0	0	0.9	0	0	0	0	0	0	0	0	0	0	1.3
AT AIR FORCE	02/09/11	8	1	4	.250	0	2	.000	2	3	.667	0	2	2	1.0	2	0	1	0	0	0	0	4	1.4	
UTAH	02/12/11	1	0	0	.000	0	0	.000	0	0	.000	0	0	0.9	0	0	0	0	0	0	0	0	0	0	1.4
AT TCU	02/19/11	2	0	1	.000	0	0	.000	0	0	.000	1	0	1	0.9	0	0	0	0	0	0	0	0	0	1.3
NEW MEXICO	03/02/11	11	1	1	1.000	0	0	.000	1	2	.500	1	0	1	0.9	2	0	0	0	0	0	1	3	1.4	
WYOMING	03/05/11	5	0	0	.000	0	0	.000	0	2	.000	0	2	1	1.0	0	0	0	0	0	0	0	0	0	1.3
VS TCU	03/10/11	4	0	0	.000	0	0	.000	0	0	.000	0	0	0.9	0	0	0	0	0	0	0	0	0	0	1.3
VS SAN DIEGO STATE	03/12/11	5	0	0	.000	0	0	.000	0	0	.000	0	0	0.9	0	0	0	0	0	0	0	0	0	0	1.2
VS GONZAGA	03/19/11	1	0	0	.000	0	0	.000	0	0	.000	0	0	0.9	0	0	0	0	0	0	0	0	0	0	1.2
VS FLORIDA	03/24/11	1	0	0	.000	0	0	.000	0	0	.000	0	0	0.8	0	0	1	0	0	0	0	0	0	0	1.1
TOTALS		0	150	10	32	.313	6	22	.273	7	12	.583	5	19	24	0.8	13	0	9	4	0	8	33	1.1	

ZYLSTRA 2009-10 GAME-BY-GAME

OPPONENT	DATE	GS	MIN	FG	FGA	PCT	3FG	FGA	PCT	FT	FTA	PCT	OFF	DEF	TOT	AVG	PF	FO	A	TO	BLK	STL	PTS	AVG	
IDAHO STATE	11/17/09	2	0	0	.000	0	0	.000	0	0	.000	0	0	0.0	1	0	0	0	0	0	0	0	0	0	0.0
AT HAWAII	11/20/09	1	1	1	1.000	0	0	.000	0	0	.000	0	0	0.0	0	0	0	0	0	0	0	0	2	1.0	
SOUTHERN	11/24/09	5	1	3	.333	0	1	.000	0	0	.000	0	1	1	0.3	0	0	0	0	0	0	0	2	1.3	
WEBER STATE	11/27/09	1	0	0	.000	0	0	.000	0	0	.000	0	0	0.3	0	0	0	0	0	0	0	0	0	0	1.0
AT UTAH STATE	12/02/09	1	0	0	.000	0	0	.000	0	0	.000	0	0	0.2	0	0	0	0	0	0	0	0	0	0	0.8
VS SAN FRANCISCO	12/05/09	2	0	0	.000	0	0	.000	0	0	.000	0	0	0.2	0	0	0	0	0	0	0	0	0	0	0.7
WAGNER	12/17/09	4	0	1	.000	0	1	.000	0	0	.000	0	0	0.1	1	0	0	0	1	0	0	0	0	0	0.6
EASTERN WASHINGTON	12/19/09	6	1	3	.333	0	0	.000	0	0	.000	1	3	0.4	0.6	0	0	1	0	0	0	0	2	0.8	
VS NEBRASKA	12/23/09	0	0	0	.000	0	0	.000	0	0	.000	0	0	0.6	0	0	0	0	0	0	0	0	0	0	0.7
AT ARIZONA	12/28/09	1	0	0	.000	0	0	.000	0	0	.000	0	1	1	0.6	0	0	0	0	0	0	0	0	0	0.6
EASTERN NEW MEXICO	01/02/10	15	1	3	.333	0	0	.000	3	4	.750	0	5	1	1.0	0	0	1	1	0	0	1	5	1.0	
AT AIR FORCE	01/13/10	2	0	0	.000	0	0	.000	1	2	.500	0	0	0.9	0	0	0	0	0	0	0	0	1	1.0	
COLORADO STATE	01/16/10	3	0	0	.000	0	0	.000	0	0	.000	0	0	0.8	0	0	1	0	0	0	0	0	0	0	0.9
AIR FORCE	02/13/10	8	0	1	.000	0	0	.000	1	2	.500	0	0	0.8	1	0	0	1	0	0	0	1	0	0	0.9
AT COLORADO STATE	02/17/10	2	0	0	.000	0	0	.000	0	0	.000	0	1	1	0.8	0	0	1	0	0	0	0	0	0	0.9
AT WYOMING	02/20/10	1	1	2	.500	0	0	.000	0	0	.000	1	0	1	0.8	0	0	0	0	0	0	0	2	0.9	
SAN DIEGO STATE	02/24/10	1	1	1	1.000	0	0	.000	0	0	.000	0	0	0.8	0	0	0	0	0	0	0	0	2	1.0	
AT UTAH	03/03/10	3	0	1	.000	0	0	.000	0	0	.000	0	0	0.7	1	0	0	0	0	0	0	0	0	0	0.9
AT TCU	03/06/10	4	1	2	.500	0	1	.000	0	0	.000	0	0	0.7	0	0	0	0	0	0	0	0	2	1.0	
VS KANSAS STATE	03/20/10	1	0	0	.000	0	0	.000	0	0	.000	0	0	0.7	0	0	0	0	0	0	0	0	0	0	1.0
TOTALS		0	63	7	18	.389	0	3	.000	5	8	.625	2	11	13	0.7	4	0	2	4	1	1	19	1.0	

ZYLSTRA IN CONFERENCE GAMES

YEAR	GP	GS	MIN	AVG	FG	FGA	PCT	3FG	FGA	PCT	FT	FTA	PCT	OFF	DEF	TOT	AVG	PF	FO	A	TO	BLK	STL	PTS	AVG	W-L
2009-10	8	0	24	3.0	3	7	.429	0	1	.000	2	4	.500	1	1	2	0.3	2	0	1	2	0	0	8	1.0	8-0
2010-11	11	0	40	3.6	2	7	.286	0	3	.000	3	7	.429	2	5	7	0.6	4	0	2	0	0	2	7	0.6	9-2
TOTAL	19	0	64	3.4	5	14	.357	0	4	.000	5	11	.455	3	6	9	0.5	6	0	3	2	0	2	15	0.8	17-2

ZYLSTRA IN CONFERENCE TOURNAMENT GAMES

YEAR	GP	GS	MIN	AVG	FG	FGA	PCT	3FG	FGA	PCT	FT	FTA	PCT	OFF	DEF	TOT	AVG	PF	FO	A	TO	BLK	STL	PTS	AVG	W-L
2011	2	0	9	4.5	0	0	.000	0	0	.000	0	0	.000	0	0	0	0.0	0	0	0	0	0	0	0	0	1-1
TOTALS	2	0	9	4.5	0	0	.000	0	0	.000	0	0	.000	0	0	0	0.0	0	0	0	0	0	0	0	0	1-1

INDIVIDUAL CAREER STATISTICS



ZYLSTRA IN THE NCAA TOURNAMENT

YEAR	GP	GS	MIN	AVG	FG	FGA	PCT	3FG	FGA	PCT	FT	FTA	PCT	OFF	DEF	TOT	AVG	PF	FO	A	TO	BLK	STL	PTS	AVG	W-L
2010	1	0	1	1.0	0	0	.000	0	0	.000	0	0	.000	0	0	0	0.0	0	0	0	0	0	0	0	0.0	0-1
2011	2	0	2	1.0	0	0	.000	0	0	.000	0	0	.000	0	0	0	0.0	0	0	1	0	0	0	0	0.0	1-1
TOTALS	3	0	3	1.0	0	0	.000	0	0	.000	0	0	.000	0	0	0	0.0	0	0	1	0	0	0	0	0.0	1-2

CHRIS COLLINSWORTH CAREER STATISTICS

COLLINSWORTH 2010-11 GAME-BY-GAME

OPONENT	DATE	GS	MIN	FG	FGA	PCT	3FG	FGA	PCT	FT	FTA	PCT	OFF	DEF	TOT	AVG	PF	FO	A	TO	BLK	STL	PTS	AVG
FRESNO STATE	11/12/10	*	17	1	5	.200	0	2	.000	1	2	.500	2	5	7	7.0	2	0	1	0	0	0	3	3.0
UTAH STATE	11/17/10	*	17	1	2	.500	0	0	.000	5	6	.833	1	7	8	7.5	5	1	1	2	0	0	7	5.0
CHICAGO STATE	11/20/10	*	20	5	8	.625	1	2	.500	4	7	.571	2	4	6	7.0	1	0	3	1	0	2	15	8.3
MISSISSIPPI VALLEY	11/23/10	*	6	0	1	.000	0	0	.000	0	0	.000	0	0	0	5.3	0	0	0	0	0	0	0	6.3
VS UCLA	12/18/10		20	2	6	.333	0	2	.000	0	0	.000	3	4	7	5.6	3	0	1	2	0	1	4	5.8
AT WEBER STATE	12/21/10		19	2	5	.400	0	1	.000	7	8	.875	1	2	3	5.2	2	0	1	0	0	1	11	6.7
UTEP	12/23/10		18	1	6	.167	0	1	.000	0	0	.000	3	4	7	5.4	2	0	1	0	0	0	2	6.0
AT BUFFALO	12/30/10		11	0	1	.000	0	0	.000	0	0	.000	1	3	4	5.3	1	0	3	2	0	0	0	5.3
FRESNO PACIFIC	01/01/11		19	4	5	.800	0	0	.000	3	4	.750	3	5	8	5.6	0	0	1	0	0	0	11	5.9
TOTALS		4	147	16	39	.410	1	8	.125	20	27	.741	16	34	50	5.6	16	1	12	8	0	4	53	5.9

COLLINSWORTH 2007-08 GAME-BY-GAME

OPONENT	DATE	GS	MIN	FG	FGA	PCT	3FG	FGA	PCT	FT	FTA	PCT	OFF	DEF	TOT	AVG	PF	FO	A	TO	BLK	STL	PTS	AVG	
AT LONG BEACH STATE	11/10/07		20	3	4	.750	0	1	.000	3	3	1.000	3	3	6	6.0	0	0	0	2	0	0	9	9.0	
IDAHO STATE	11/14/07		15	0	3	.000	0	1	.000	0	2	.000	0	1	1	3.5	2	0	2	0	1	0	0	4.5	
JACKSON STATE	11/16/07		25	0	3	.000	0	1	.000	1	4	.250	3	7	10	5.7	3	0	1	1	1	0	1	3.3	
HARTFORD	11/20/07		12	0	0	.000	0	0	.000	3	4	.750	0	3	3	5.0	2	0	1	1	0	0	3	3.3	
VS NO. 6 LOUISVILLE	11/23/07		13	1	3	.333	0	0	.000	0	0	.000	1	4	5	5.0	4	0	0	0	0	0	2	3.0	
VS NO. 1 N. CAROLINA	11/24/07		15	0	0	.000	0	0	.000	0	0	.000	1	3	4	4.8	2	0	2	0	1	0	0	2.5	
AT PORTLAND	12/01/07		11	0	1	.000	0	0	.000	1	2	.500	0	5	5	4.9	4	0	2	0	1	1	2	3.3	
WEBER STATE	12/05/07		14	2	4	.500	0	1	.000	0	0	.000	1	6	7	5.1	2	0	2	0	0	0	4	2.5	
VS NO. 9 MICHIGAN ST	12/08/07		19	1	1	1.000	0	0	.000	2	2	1.000	2	1	3	4.9	2	0	1	0	0	0	4	2.7	
LAMAR	12/12/07	*	15	2	5	.400	1	1	1.000	0	2	.000	4	2	6	5.0	3	0	0	1	0	0	1	5	2.9
PEPPERDINE	12/15/07	*	22	3	7	.429	0	3	.000	0	0	.000	2	2	4	4.9	2	0	2	4	0	0	6	3.2	
SOUTHERN UTAH	12/21/07	*	13	0	0	.000	0	0	.000	0	0	.000	0	1	1	4.6	1	0	2	2	2	0	0	2.9	
AT BOISE STATE	12/29/07	*	17	1	4	.250	0	1	.000	0	0	.000	0	4	4	4.5	1	0	0	0	1	0	2	2.8	
LOYOLA MARYMOUNT	01/03/08	*	24	1	4	.250	0	1	.000	1	4	.250	1	3	4	4.5	0	0	1	1	0	0	3	2.9	
AT WAKE FOREST	01/08/08		10	0	1	.000	0	0	.000	0	0	.000	1	3	4	4.5	0	0	0	3	0	0	0	2.7	
COLORADO STATE	01/12/08	*	14	3	7	.429	0	1	.000	3	7	.429	6	3	9	4.8	0	0	3	0	0	0	9	3.1	
AT UNLV	01/15/08		18	0	3	.000	0	2	.000	0	0	.000	1	10	11	5.1	0	0	0	2	0	0	0	2.9	
AT UTAH	01/19/08		16	3	5	.600	0	0	.000	0	1	.000	2	6	8	5.3	0	0	0	0	0	0	6	3.1	
SAN DIEGO STATE	01/23/08		18	0	1	.000	0	0	.000	0	2	.000	0	4	4	5.2	0	0	0	0	0	0	0	2.9	
NEW MEXICO	01/26/08		17	2	5	.400	0	0	.000	0	0	.000	2	2	4	5.2	0	0	0	0	0	0	4	3.0	
AT AIR FORCE	01/30/08		17	1	2	.500	0	0	.000	0	0	.000	0	3	3	5.0	2	0	0	0	0	0	2	2.9	
AT WYOMING	02/02/08		8	1	1	1.000	0	0	.000	0	0	.000	0	0	0	4.8	3	0	0	0	0	0	2	2.9	
TCU	02/06/08		15	3	4	.750	1	2	.500	0	0	.000	1	6	7	4.9	1	0	0	0	0	1	7	3.0	
AT COLORADO STATE	02/13/08		12	1	4	.250	0	0	.000	1	1	1.000	2	2	4	4.9	0	0	0	1	2	1	3	3.0	
UNLV	02/16/08		15	2	6	.333	0	2	.000	1	3	.333	3	6	9	5.0	1	0	0	1	1	1	5	3.1	
UTAH	02/20/08		8	0	1	.000	0	0	.000	0	1	0	0	1	1	4.9	2	0	1	0	0	0	0	3.0	
AT SAN DIEGO STATE	02/23/08		16	1	7	.143	1	3	.333	0	0	.000	2	4	6	4.9	2	0	0	0	0	1	0	3	3.0
AT NEW MEXICO	02/26/08		23	1	3	.333	1	3	.333	2	4	.500	2	3	5	4.9	2	0	1	2	0	0	5	3.1	
AIR FORCE	03/01/08		20	1	5	.200	0	2	.000	0	0	.000	1	6	7	5.0	3	0	2	0	1	0	2	3.0	
WYOMING	03/05/08		10	1	1	1.000	0	0	.000	0	0	.000	0	1	1	4.9	1	0	2	0	0	1	2	3.0	
AT TCU	03/08/08		15	0	2	.000	0	0	.000	0	0	.000	1	4	5	4.9	2	0	0	0	0	0	0	2.9	
VS COLORADO STATE	03/13/08		21	4	5	.800	1	2	.500	3	4	.750	3	7	10	5.0	1	0	3	1	2	1	12	3.2	
VS SAN DIEGO STATE	03/14/08		13	1	2	.500	0	1	.000	1	2	.500	1	1	2	4.9	1	0	0	0	0	0	3	3.2	
AT UNLV	03/15/08		17	2	5	.400	1	3	.333	0	0	.000	0	2	2	4.9	2	0	0	0	0	0	5	3.2	
VS TEXAS A&M	03/20/08		19	1	3	.333	0	2	.000	1	3	4	4.8	2	0	3	1	1	1	2	2	0	2	3.2	
TOTALS		6	557	42	112	.375	6	33	.182	22	51	.431	47	122	169	4.8	53	0	19	32	14	9	112	3.2	

COLLINSWORTH IN CONFERENCE GAMES


YEAR	GP	GS	MIN	AVG	FG	FGA	PCT	3FG	FGA	PCT	FT	FTA	PCT	OFF	DEF	TOT	AVG	PF	FO	A	TO	BLK	STL	PTS	AVG	W-L
2007-08	16	1	242	15.1	20	57	.351	3	15	.200	7	20	.350	23	61	84	5.3	19	0	6	9	5	4	50	3.1	14-2
TOTAL	16	1	242	15.1	20	57	.351	3	15	.200	7	20	.350	23	61	84	5.3	19	0	6	9	5	4	50	3.1	14-2

COLLINSWORTH IN CONFERENCE TOURNAMENT GAMES

YEAR	GP	GS	MIN	AVG	FG	FGA	PCT	3FG	FGA	PCT	FT	FTA	PCT	OFF	DEF	TOT	AVG	PF	FO	A	TO
------	----	----	-----	-----	----	-----	-----	-----	-----	-----	----	-----	-----	-----	-----	-----	-----	----	----	---	----



COACHING STAFF



DAVE ROSE MASTERMIND OF SUCCESS

BYU'S MASTERMIND OF SUCCESS SEEKS A SIXTH-CONSECUTIVE TRIP TO THE NCAA TOURNAMENT

Since becoming head coach of the BYU men's basketball program on April 11, 2005, Dave Rose has guided the Cougars to an impressive array of on-the-court awards and accolades while his unassuming approach to service and the community has been recognized at the top of his profession.

With a 159-45 record, Rose has produced a six-year resume that is nearly unmatched. In fact, among the 40-plus coaches who took over a program in 2005, Rose has the best winning percentage (.779) and the most wins (159). Among first-time head coaches in 2005, Rose is the only to achieve at least 20 wins in each of his first six seasons. His 159 victories place him tied for third for best career starts (through six seasons) by wins in NCAA history, ahead of the likes of Tom Izzo, Larry Brown and Thad Matta. Rose currently holds the school record for career winning percentage (.779) and the MWC record for winning percentage in league games (.813).

Equally committed to excellence off the court, Rose was honored on April 6, 2008, by the National Association of Basketball Coaches with its Game Pillar Award for Service, one of only four Pillar Awards (Education, Leadership, Service and Advocacy) that the Association annually bestows on the most deserving among its vast membership. While Rose has never sought such attention, his actions and accomplishments - both on

the court and in the community - have commanded the praises of faithful followers and casual observers alike. In April 2008 Rose became the 63rd recipient of the Dale Rex Memorial Award, given annually to the person who has done the most for amateur athletics in the state of Utah. Another evidence of Rose's commitment to excellence is that his basketball program ranks in the top 10 percent nationally in multi-year NCAA Academic Progress Rate scores. As a result, the NCAA honored BYU with Public Recognition awards for four-straight seasons (2007 to 2011) for their high academic achievement. In fact, the Cougars are the only Division I program to earn public recognition and a bid to the NCAA Tournament every year from 2007 to 2011.

Cougar fans have had plenty to "Rise and Shout" about with Rose at the helm. A tireless worker, gifted motivator and talented strategist, Rose has returned BYU to the national stage with five-straight seasons appearing in the top-25 polls and five-straight trips to the NCAA Tournament - both program-record streaks. In his first season, Rose and his staff produced the nation's second-most improved team by turning a 9-21 squad that finished tied for last with three wins in the Mountain West Conference into a 20-9 NIT qualifier and 12-4 second-place MWC finisher. Under his tutelage from 2007 to 2009, the Cougars

achieved the MWC's first back-to-back outright league championships (2007 and 2008) while adding to the streak with a share of the regular season title in 2009 to make it three-consecutive. Historically, the last time a BYU team garnered back-to-back outright league crowns was in 1979 and 1980 when the Cougars touted one of their all-time greats in Danny Ainge, while the last time the Blue and White produced three-straight titles was from 1932 to 1934. In 2010, BYU set a then-program record with 30 victories and defeated Florida in the first round of the NCAA Tournament, the program's first tournament victory since 1993.

This past season, Rose and the Cougars set numerous program records with 32 wins and an .865 winning percentage, a fourth conference title in five seasons and nine-straight weeks ranked in the top 10, including a No. 3 ranking in both the AP and the ESPN/USA Today Coaches polls. BYU's No. 3 seed in the NCAA Tournament tied the best seed earned by the Cougars. With wins over Wofford and Gonzaga in the second and third rounds of the tournament, BYU reached the Sweet 16 for the first time since 1981. The Cougars were ranked the entire season and were in the top 10 for a program record nine-straight weeks. Statistically, BYU finished fifth in the nation in winning percentage and scoring margin, seventh in scoring offense, 10th

in free throw percentage, 15th in turnover margin, 16th in assist to turnover ratio, 17th in turnovers per game and 18th in three-point field goals per game. Rose also coached the nation's player of the year and NCAA Division I scoring leader Jimmer Fredette, who averaged 28.9 points per game.

The only BYU men's basketball coach to ever win top conference coaching honors in back-to-back seasons, Rose was named MWC Coach of the Year in 2006 and 2007. In his second season, Rose coached the 2006-07 Cougars to a 25-9 overall record and NCAA berth after winning the MWC regular-season title with a 13-3 mark. In his first season, Rose received conference and USBWA District VIII Coach of the Year accolades as well as honorable mention for National Coach of the Year by Scout.com after turning a picked-to-finish-last 9-21 team into a 20-9 winner and NIT qualifier. After the record-setting 2010-11 season, Rose earned his third conference honor by being named co-coach of the year. The USBWA also named him the District VIII co-coach of the year. Rose is one of two BYU head coaches to win 20 games in each of his first six seasons and the only one to

do so after taking over a team that won fewer than 13 games the prior season.

Rose first came to BYU as an assistant in 1997 to help newly hired head coach Steve Cleveland rebuild the Cougar program after a 1-25 season. Rose served eight seasons with Cleveland, including the last five as associate head coach, before being promoted to BYU's head job just two days after Cleveland announced his departure.

Rose played a vital role in rebuilding BYU's program from an inherited 1-25 team into a regular NCAA Tournament participant and 20-game winner. BYU has qualified for postseason play in 10 of the past 11 seasons, including seven NCAA bids, while claiming five MWC titles. Rose fulfilled a variety of responsibilities under Coach Cleveland, including defensive coordinator and recruiting coordinator. His efforts earned notice, such as being named the top assistant in the Mountain West Conference by Street & Smith in the 2004-05 College Basketball Preview.


A strong evaluator of talent with a vast network of coaching connections across the country, Rose has a proven record as a top recruiter. BYU has had multiple top-20 recruiting classes with

Rose overseeing or coordinating its efforts. Rivals.com recognized Rose in 2004 as one of the top-25 college basketball recruiters.

Proving that Rose has excelled in recruiting and developing players, 11 recruits have earned conference newcomer honors or a major league award in their first season as a Cougar in the 13 years Rose has been in Provo. Seven BYU players have been singled out as either the conference newcomer or freshman of the year. Most recently, Tyler Haws was named third-team All-MWC as a freshman in 2010 and set the BYU record with 48-consecutive free throws without a miss. Jonathan Tavernari was named the 2007 MWC Freshman of the Year after fellow Cougar and second-team Freshman All-American Trent Plaisted received the same honor in 2006. Following is a list of conference honors earned the last 13 seasons by Cougar recruits in their first seasons.

- Tyler Haws (2009-10 3rd-team All-MWC)
- Jonathan Tavernari (2006-07 MWC Freshman of the Year)
- Trent Plaisted (2005-06 MWC Freshman of the Year, second-team All-MWC)
- Mike Hall (2003-04 MWC Defensive Player of the Year, third-team All-MWC)
- Rafael Araujo (2002-03 Newcomer of the Year, MWC media poll, third-team All-MWC)

2006, 2007 & 2011 MWC COACH OF THE YEAR DAVE ROSE





- Jared Jensen (2001-02 MWC Co-Freshman of the Year)
- Trent Whiting (2000-01 MWC Newcomer Team, second-team All-MWC)
- Terrell Lyday (1999-2000 MWC Newcomer of the Year, All-Tournament Team)
- Mark Bigelow (1998-99 WAC Freshman of the Year, Newcomer Team, second-team All-WAC)
- Mekeli Wesley (1997-98 WAC Newcomer Team)
- Ron Selleaze (1997-98 WAC Newcomer of the Year, Newcomer Team, second-team All-WAC)

With 28 years of coaching experience - including 16 seasons as a head coach at the Division I, junior college, and high school levels - Rose has a proven record of constant success. Prior to coming to BYU as an assistant in 1997, Rose compiled a 167-57 record at Dixie State College (St. George, Utah) while guiding six of his seven teams to top-20 rankings, including a national ranking as high as No. 2. He earned three conference titles and was honored by his peers as the 1993 Scenic West Athletic Conference Coach of the Year. While at Dixie, Rose coached three NJCAA All-Americans as well as long-time NBA player Keon Clark. At BYU, Rose has coached six players who have received All-America recognition - Mekeli Wesley (2001 AP honorable mention), Rafael Araujo (2004 Basketball Times Second Team, AP honorable mention), Trent Plaisted (2006 Scout.com Freshman Second Team), Keena Young (2007 AP honorable mention), Lee Cummard (2008 AP honorable mention, FOXSports.com Fourth Team) and Jimmer Fredette (2010 third-team Basketball Times, AP Honorable Mention and Lute Olson All-America team; 2011 first-team AP, NABC, John R. Wooden, Sporting News, USBWA) - and four players who have been selected in the NBA Draft - Travis Hansen (2003), Araujo

(2004), Plaisted (2008) and Fredette (2011). Fredette also earned numerous player of the year honors in 2011, including Naismith, AP, Oscar Robertson and Sporting News.

Before being promoted to the head coaching position at Dixie, Rose served as a Rebel assistant coach under Ken



Wagner for three seasons. Rose coached multiple sports at Millard and Pine View high schools in Utah before joining the staff at Dixie. He was the head basketball coach at Millard for three years from 1983-86. Rose is the 17th person to guide the Cougar basketball program since its first season in 1903. He follows the coaching pedigree of Basketball Hall of Fame coach Stan Watts, who is BYU's all-time leader in coaching victories with a 371-254 record from 1949-72. Watts also coached at Millard High School and Dixie State College before coming to BYU.

PLAYING CAREER

Rose was a two-sport athlete at Dixie State College in St. George, Utah, before the Texas native returned to his hometown, transferring to the

University of Houston where he completed his degree and was a shooting guard and co-captain of the famous Phi Slamma Jamma team featuring Hakeem Olajuwon and Clyde Drexler. In 1983 his Houston team was ranked No. 1 nationally and finished as the national runner-up after suffering a buzzer-beating defeat to North Carolina State in the NCAA Championship game. Rose spent three years at Houston, playing in 1980-81, redshirting in 1981-82 and concluding his career in 1982-83.

At Dixie, Rose was first-team all-league in both basketball and baseball. Rose was also the Region 18 batting champion, hitting .421 as a center fielder. While playing basketball for Houston's Northbrook High School, he led the District 16AAAA in scoring, was selected first-team all-district and All-Greater Houston and was named team MVP.

PERSONAL

A native of Houston, Texas, Rose and his wife Cheryl have three children and five grandchildren. Rose followed Steve Cleveland as the second BYU head coach to have served a full-time mission for The Church of Jesus Christ of Latter-day Saints. Rose served in Manchester, England, from 1977-79 between his two years as a player at Dixie State College. An important component in Rose's success is the unwavering support and encouragement of his wonderful family. Rose's wife Cheryl is actively involved in helping families who have children with cancer as she is currently serving as an honorary chairperson for the Children with Cancer Christmas Foundation. She previously served as the vice chairperson for the foundation. Daughter Chanell played forward on the BYU women's basketball team from 2000-03 and is married to Brock Reichner, who was a member of the BYU men's basketball team from 2004-06. His son Garrett returned in August 2005 from a two-year mission in Little Rock, Ark., and married his wife Brooke in November 2006. Rose's daughter Taylor attends Provo High School and plays volleyball for the Bulldogs.

COMMUNITY SERVICE

Rose and the team annually provide service for the Children with Cancer Christmas Foundation to comfort local



ROSE DIVISION I COACHING LEDGER

School	Season	Overall	Pct.	Conf. (finish)	Pct.	MWC Tourney	Postseason
BYU	2005-06	20-9	.690	12-4 (2nd)	.750	0-1	0-1 NIT
BYU	2006-07	25-9	.735	13-3 (1st)	.813	2-1	0-1 NCAA
BYU	2007-08	27-8	.771	14-2 (1st)	.875	2-1	0-1 NCAA
BYU	2008-09	25-8	.758	12-4 (T1st)	.750	1-1	0-1 NCAA
BYU	2009-10	30-6	.833	13-3 (2nd)	.813	1-1	1-1 NCAA
BYU	2010-11	32-5	.865	14-2 (T1st)	.875	2-1	2-1 NCAA
Total		159-45	.779	78-18	.813	8-6	3-6

families who endure the challenges of raising a child who has cancer. Rose and his wife Cheryl currently serve as honorary chairmen for the foundation. The National Association of Basketball Coaches honored Rose with its Game Pillar Award for Service in April 2008. While at Dixie State College, Rose became the first coach in the state of Utah to participate in the American Cancer Society's nationwide Coaches vs. Cancer campaign and served on the Academic Excellence Committee at Dixie. He has also been a volunteer coach for youth groups. Dave and Cheryl were Chamber of Commerce Citizens of the Year in St. George. Cheryl is extremely committed to serving in the community, receiving the Beacon of Hope Award in 2005. She previously served as the Vice Chairperson for the Children with Cancer Christmas Foundation.

The fight against cancer became more personal for the family when Dave was diagnosed with pancreatic neuroendocrine tumor cancer in June 2009. Since the emergency surgery to remove the tumor, no other cancer has been found. Rose has since been given a clean bill of health. The United States Basketball Writers Association recognized Rose for his efforts with its Most Courageous Award.

WORTH NOTING

- The 2010-11 squad set program records with 32 victories and an .865 winning percentage, breaking the records set the previous season (30 wins, .833)
- Dave Rose has a .762 winning percentage as a college head coach (326-102), including a 32-5 (.865) record in 2010-11, a 30-6 (.833) mark in 200-10, a 25-8 (.758) record in 2008-09, a 27-8 (.771) record 2007-08, a 25-9 (.735) mark in 2006-07, a 20-9 (.690) season in his first year at BYU and a 167-57 (.746) record in seven seasons at Dixie State College.
- Dave Rose was named the Mountain West Conference Coach of the Year each of his first two seasons, becoming the first-ever BYU men's basketball coach to win back-to-back league coach-of-the-year honors. He added a Co-Coach of the Year honor in 2011.
- With a record of 78-18 in MWC games, Rose has the highest league winning percentage (.813) in conference history.
- By winning a share of the MWC regular season title in 2010-11, Rose has the most titles in league history

(four) and is the only coach to have two outright regular season titles.

- BYU was the second-most improved team in the nation in 2005-06 under Rose and his coaching staff in their first season.
- The BYU coaching staff has more than 60 years of combined coaching experience.
- The BYU coaching staff has playing experience in NCAA Final Fours, including a National Championship.
- The BYU coaching staff has played with or coached 27 NBA players.

THE ROSE FILE

Born:	December 1957
Hometown:	Houston
High School:	Northbrook, Houston
Education:	Houston, BA 1983
Head Coach:	BYU, 2005-present Dixie College, 1990-97 Millard HS, 1983-86
Asst. Coach:	BYU, 1997-2005 Dixie College, 1987-90 Pine View HS, 1986-87 Houston, 1980-83 Dixie Coll., 1976-77, 79-80
Playing Exp.:	



TERRY NASHIF

Assistant Coach

CAREER HIGHLIGHTS

- Has helped BYU to a 159-45 record (.779)
- Six trips to the NCAA Tournament
- Helped BYU to a trip to the 2011 Sweet 16 and a program-record 32 wins
- Helpd BYU win four MWC Championships in six seasons
- Five 25-win seasons and two 30-win seasons
- BYU has made five trips to the NCAA Tournament and been ranked five seasons

COACHING EXPERIENCE

- BYU Assistant Coach (2007-present)
- BYU Director of Operations (2005-07)

EDUCATION

- BYU (2005, B.S. in Physical Education)

PLAYING CAREER

- Evergreen HS (1996-99)
- KVAN Radio Athlete of the Year and Columbian (Vancouver, Wash.) Player of the Year
- Played for Steve Cleveland at BYU (2001-05)
- A member of two NCAA Tournament teams, one NIT and one MWC Championship team

MISSION

- Columbia, South Carolina (1999-2001)

PERSONAL/FAMILY

- Wife: Katie
- Daughters: Macie and Dezie



TIM LACOMB

Assistant Coach

CAREER HIGHLIGHTS

- Helped BYU record 32 wins in 2010-11
- BYU's first trip to the Sweet 16 in 2011 since 1981
- Final 2010-11 ranking of No. 10/13 in national polls
- 2011 MWC Regular season title
- Since 2007 has helped BYU to three conference titles and four trips to the NCAA Tournament

COACHING EXPERIENCE

- BYU Assistant Coach (2010-present)
- BYU Director of Operations (2007-10)
- Utah Video Coordinator (2005-07)
- American Fork Assistant Coach (2002-05)
- Lone Peak Assistant Coach (1999-02)
- Utah Team Manager (1994-96)

EDUCATION

- Utah (2006, graduated cum laude)

MISSION

- Boston, Mass. (1989-91)

PERSONAL/FAMILY

- Wife: Rachel
- Children: Daughters Alyssa and Anna and son Sam



MARK POPE

Assistant Coach

COACHING EXPERIENCE

- BYU Assistant Coach (2011-present)
- Wake Forest Assistant Coach (2010-11)
- Georgia Director of Basketball Operations (2009-10)

EDUCATION

- Kentucky (1996, B.A. in English)
- Completed two years of medical school at Columbia University in New York

PLAYING CAREER

- Played freshman and sophomore seasons at Washington (1991-93)
- Earned Pac 10 All-Academic honors as a sophomore
- Played junior and senior seasons at Kentucky (1994-96)
- Helped Kentucky to SEC title and Elite Eight run while earning Academic All-SEC honors in 1995
- Helped Kentucky to SEC title and NCAA National Championship as a team captain in 1996
- Drafted in the second round of the 1996 NBA Draft by the Indiana Pacers
- Played the 1996-97 season for Efes Pilsen in Turkey
- Played for the Indiana Pacers under Larry Bird from 1997-99 and helped the Pacers to the 1998 Eastern Conference Finals
- Played for the La Crosse Bobcats of the CBA and Ulkerspor in Turkey in 1999-00
- Played for the Milwaukee Bucks under coach George Karl from 2000-02 and helped the Bucks to the Eastern Conference Finals in 2001
- Spent the 2002-03 season on injured reserve with the New York Knicks
- Played for the Denver Nuggets from 2003-05

PERSONAL/FAMILY

- Wife: Lee Anne
- Daughters: Ella, Avery, Layla and Shay



MIKE HALL

Director of Basketball Operations

EXPERIENCE

- BYU Director of Basketball Operations (2010-present)

EDUCATION

- BYU (2005, B.A. in Recreation Management)

PLAYING CAREER

- Pepperdine (2000-01)
- Dixie State (2002-03)
- NJCAA All-American
- BYU (2003-05)
- MWC Defensive Player of the Year (2004)
- Played professionally in Turkey, France, Austria and Japan

PERSONAL/FAMILY

- Wife: Tara
- Children: Daughter Halle and son Swift



CHAD BUNN

VIDEO OPERATIONS COORDINATOR



STEVE BUSHMAN

EQUIPMENT MANAGER



TREVOR WILSON

*STUDENT ATHLETIC ACADEMIC
CENTER DIRECTOR*



JUSTIN MCCLURE

*ASSOCIATE HEAD COACH AND
CONDITIONING COACH*



KYLE CHILTON

BASKETBALL MEDIA RELATIONS



ZEFFIE NELSON

BASKETBALL OFFICE SECRETARY



ROBERT RAMOS

BASKETBALL TRAINER

MANAGERS:

JACOB LARSEN
JOSH CURTIS
MATT FREEMAN
RYAN PETERSON
TREVOR WOLLER



TOM HOLMOE

Director of Athletics

Tom Holmoe was named Director of Athletics at Brigham Young University on March 1, 2005. He oversees a nationally recognized program with 21 intercollegiate sports, involving more than 600 student-athletes and a 150-person staff.

A former Cougar defensive back from 1978-82, Holmoe returned to BYU in July 2001 as Associate Athletics Director for Development. As part of his responsibilities, he supervised the Cougar Club, served as the department's liaison with the LDS Foundation, served on the BYU Alumni Association Board of Directors and worked on the capital campaign to raise funds for the University's new athletic facilities. Holmoe currently serves on the BCS Athletics Directors Advisory Committee.

A native of La Crescenta, Calif., Holmoe came to BYU on a football scholarship in 1978. He became a starter as a sophomore and went on to earn first-team All-WAC honors as a senior in 1982. Holmoe was selected in the fourth round of the 1983 NFL Draft by the San Francisco 49ers. Over a seven-year NFL career, he played on three Super Bowl championship teams with the 49ers. After retiring from professional football, Holmoe returned to BYU to serve as a graduate assistant under LaVell Edwards from 1990-91. He then accepted an offer from Bill Walsh to become the Stanford secondary coach in 1992, where he remained for two seasons. In 1994, he returned to the 49ers as defensive backfield coach for two seasons, where he earned a fourth Super Bowl ring. Two years later Holmoe joined the University of California staff as defensive coordinator and later became the head coach from 1997-2001.

Holmoe graduated from BYU with a degree in zoology in 1983 and received a master's degree from BYU in athletic administration in 1995. He and his wife, Lori, have four children: Shannon Packard, Danny, Erik, and Lauren.



BRIAN SANTIAGO

Sr. Associate AD/Operations



JANIE PENFIELD

Associate AD/SWA



DALLAN MOODY

Associate AD/Finance



CHAD LEWIS

Associate AD/Development



DUFF TITTLE

Associate AD/Communications



BRIGHAM YOUNG UNIVERSITY

THE BYU HISTORY

The 1875 establishment of the Brigham Young Academy offered an academically stimulating and gospel-oriented education to 29 students. The one-acre school grounds presided over by Karl G. Maeser have since developed into 560 acres and 97 academic buildings. The foundation of the University thrives with the fourfold focus of being 1) spiritually strengthening, 2) intellectually enlarging, 3) character building, leading to 4) lifelong learning and service.

Brigham Young University provides an outstanding education in an atmosphere consistent with the standards and principles of its sponsor, The Church of Jesus Christ of Latter-day Saints.



BYU has a full-time enrollment of 32,955. Students come to BYU from all 50 states and more than 120 countries.

BYU MISSION STATEMENT

The mission of Brigham Young University--founded, supported and guided by The Church of Jesus Christ of Latter-day Saints--is to assist individuals in their quest for perfection and eternal life. That assistance should provide a period of intensive learning in a stimulating setting where a commitment to excellence is expected and the full realization of human potential is pursued.

All instruction, programs and services at BYU, including a wide variety of extracurricular experiences, should make their own contribution toward the balanced development of the total person. Such a broadly prepared individual will not only be capable of meeting personal challenges and change but will also bring strength to others in the tasks of home and family life, social relationships, civic duty and service to mankind.

BYU's faculty, staff, students and administrators should be anxious to make their service and scholarship available to The Church of Jesus Christ of Latter-day Saints in furthering its work worldwide. In an era of limited enrollments, BYU can continue to expand its influence both by encouraging programs that are central to the Church's purposes and by making its resources available to the Church when called upon to do so.

We believe the earnest pursuit of this institutional mission can have a strong effect on the course of higher education and will greatly enlarge Brigham Young University's influence in a world we wish to improve.



CECIL O. SAMUELSON
University President




KEVIN J WORTHEN
Advancement Vice President



A TOP-OF-THE-CHARTS EDUCATION

- #1 Study Abroad Opportunities**
- *The Institute of International Education*
- #1 Stone-Cold Sober School**
- *2008 Princeton Review*
- #1 Students Pray on Regular Basis**
- *2008 Princeton Review*
- #1 Producer of Dental School-Bound Students**
- *2008 Graduate Placement rankings*
- #1 Best MBA Among Regional Schools**
- *2009 The Wall Street Journal*
- #1 Most Popular University**
(accepted students who go on to enroll)
- *2008 U.S. News and World Report*
- #2 Best Value in American Private Education**
- *2006 Consumers Digest*
- #3 Great College Library**
- *2008 Princeton Review*

- #3 Undergraduate Accounting Program**
- *2010 U.S. News and World Report*
- #5 Undergraduate Business Program**
- *2009 Business Week*
- #6 Producer of Law School-Bound Students**
- *2008 Graduate Placement rankings*
- #10 In Number of Graduates Who Go On to Earn PhDs**
- *2008 Graduate Placement rankings*
- #16 Least Student Incurred Debt**
- *2008 U.S. News and World Report*
- #17 Happiest Student Body**
- *2007 Princeton Review*
- #19 Nation's Top Athletic Programs**
- *2008 Sports Illustrated*
- #42 Best Graduate Schools - J. Reuben Clark Law School, Marriott School of Management**
- *2010 U.S. News and World Report*




DISTINGUISHED FACULTY

Faculty members hold advanced degrees from universities around the world. Their achievements are compelling and wide-ranging as they pursue consequential research work that is making a real difference. Alleviating hunger worldwide through more efficient agriculture, finding low-pollution energy alternatives and making significant contributions to the strengthening of families are among their many pursuits. Faculty members are regularly called upon to head national and international professional organizations and to consult with corporate and governmental entities. Above all, these high-principled men and women share an unmatched devotion to bringing the best possible education to their students.

PREPARATION FOR THE FUTURE

A strong curriculum delivered by outstanding faculty is key to the academic excellence of BYU graduates. From business management to nursing, from the humanities to engineering, the University's 11 colleges -- supported by comprehensive offerings from religious education -- continue to be internationally recognized for the quality of their education and the professional preparation they provide. In addition to the challenging course work and hands-on research, numerous programs offer academic and service outreach opportunities. Study abroad centers, distance-learning courses and worldwide performing arts tours are a few of the offerings that enrich BYU's academic experience.

BYU's campus is in Provo, Utah, a city of 124,496 located 45 miles south of Salt Lake City. Provo sits 4,560 feet above sea level and rests between 23-mile-long Utah Lake and the towering peaks of the Wasatch Mountains. The 560-acre campus has 295 total buildings; 87 for academics, 58 for administration and 150 for housing.





MARRIOTT CENTER MAGIC

BYU'S HOMECOURT IS ONE OF THE NATION'S BEST BASKETBALL ARENAS

BYU's 22,700-seat basketball arena is truly a hoop heaven. There is no place quite like it in college basketball. Over the past 40 years, the Marriott Center has been home to the thrills and cheers of BYU basketball. With a history full of game-winning shots, slam dunks and some of the nation's top attendance marks, the Marriott Center's 22,700 seats have allowed BYU fans to see plenty of excitement since the facility's opening game on Dec. 3, 1971.

The Marriott Center is named for successful Utah businessman J. Willard Marriott and is the second-largest on-campus arena in the country behind Syracuse's Carrier Dome (33,000).

The Cougars have a .790 winning percentage in the Marriott Center over its 39 seasons. BYU has gone 139-13 (.914) in the Marriott Center over the past 10 years, boasting the nation's longest home victory streaks over parts of the 2002, 2003, 2006, 2007, 2008 and

2009 seasons. The Cougars held the nation's longest winning streak and set the school record with 53-straight home wins from 2005-2008. Some great games have been played in the Marriott Center, including Danny Ainge and company's 19-point shellacking of No. 7 Utah in 1981 before the Cougars' run to the Elite Eight in the NCAA Tournament. In 2002, BYU put on an incredible run to erase a 21-point second-half deficit and defeat Utah 63-61, helping preserve a perfect 16-0 home record. The Cougars played their 500th game in the Marriott Center on Feb. 22, 2006, against league-leader San Diego State, putting together a thrilling 59-point second-half performance on the way to a 100-90 win. In 2010 — with BYU donning pink-trimmed uniforms and pink shoes to show support in the battle against Cancer — Jimmer Fredette put on a show in front of a sellout crowd, scoring 36 points in an 82-69 victory over Utah. Fredette's 36 points are the most scored

by a Cougar against the Utes in the history of the rivalry.

The top three attendance games in the history of the Mountain West Conference have all been played in the Marriott Center. BYU has ranked in the top 25 nationally in paid attendance every year but four since the Marriott Center opened. The Cougars have led the nation three years, finished second four times and been among the top five attendance leaders 20 times over the past 39 years.

In 1972, 1977, 1979 and 1982, BYU hosted NCAA Regionals. The 1988 Western Athletic Conference Tournament was also held in the Marriott Center. In addition to the fans it draws for basketball, capacity crowds have filled the arena for devotionals, commencement exercises, concerts and pageants. As a sports venue, it has also accommodated BYU tennis, wrestling, volleyball and gymnastics contests as well as NBA exhibition games.

MARRIOTT CENTER YEARLY ATTENDANCE

Year	Games	Record	Total	Avg.
10-11	14	13-1	261,989	18,714
09-10	16	15-1	224,460	14,029
08-09	16	14-2	214,134	13,383
07-08	16	16-0	216,295	13,518
06-07	17	17-0	205,243	12,073
05-06	15	14-1	166,037	11,069
04-05	14	6-8	148,860	10,633
03-04	13	13-0	198,906	15,300
02-03	14	13-1	202,556	14,468
01-02	16	16-0	213,952	13,372
00-01	15	15-0	235,575	15,705
99-00	16	14-2	247,120	15,445
98-99	14	9-5	194,810	13,915
97-98	14	4-10	170,901	12,207
96-97	14	1-13	236,523	16,895
95-96	15	11-4	269,730	17,961
94-95	14	14-0	263,730	18,838
93-94	16	14-2	301,995	18,875
92-93	14	13-1	286,596	20,471
91-92	15	14-1	264,869	17,658
90-91	16	10-6	279,660	17,479
89-90	15	15-0	286,779	19,119
88-89	15	10-5	272,235	18,149
87-88	18	16-2	363,602	20,200
86-87	14	10-4	265,140	18,939
85-86	16	12-4	265,158	16,572
84-85	14	9-5	213,628	15,259
83-84	15	14-1	321,714	21,448
82-83	15	9-6	304,137	20,276
81-82	16	11-5	339,586	21,224
80-81	13	13-0	292,580	22,505
79-80	14	12-2	300,713	21,479
78-79	14	14-0	277,020	19,787
77-78	13	9-4	223,216	17,171
76-77	12	6-6	174,588	14,632
75-76	12	7-5	168,136	14,011
74-75	15	9-6	185,940	12,396
73-74	10	6-4	162,510	16,251
72-73	14	11-3	263,523	18,283
71-72	12	12-0	261,815	21,818
Totals	581	461-120	9,745,961	16,774

• The above totals reflect paid public and student attendance from 1971-72 through 1996-97. Paid public but actual student attendance is reflected from 1997-98 through the present.

TOP NATIONAL COLLEGE ARENAS

1. Syracuse (N.Y.), Carrier Dome, 33,000
2. Kentucky, Rupp Arena, 23,000 (off campus)
3. BYU, Marriott Center, 22,700
4. Tennessee, Thompson-Boling Center, 21,678
5. North Carolina, Dean Smith Center, 21,572

TOP UTAH ARENAS

1. BYU, Marriott Center, 22,700
2. Utah Jazz, Energy Solutions Arena, 20,000
3. Utah, Jon M. Huntsman Center, 15,000
4. Weber State, Dee Events Center, 12,000
5. Utah State, Spectrum, 10,270
6. The Maverick Center, 10,207
7. Utah Valley, UCCU Center, 8,000
8. Southern Utah, Centrum, 5,300
9. Dixie College, Burns Arena, 5,200



BYU has outscored its opponents 14,190-11,249 while achieving a 166-16 home record over the past 12 seasons. The Cougars' average margin of victory over that span is 16.2 points.

BYU has consistently ranked among the national attendance leaders, averaging 16,774 fans per game in the 40-year history of the Marriott Center. The Cougars averaged 18,714 fans in 2010-11 to rank sixth nationally, including eight sellouts. BYU outdrew the regular season conference champions of 30 of the nation's 31 conferences as well as every program in the Big 10, the Big 12 and Pac 10 and all but one ACC school, all but two SEC teams and all but two Big East teams

The Cougars have gone 166-16 at home over the past 12 years. BYU had a school record 53-game winning streak that started in 2005 and ended with the loss to nationally ranked Wake Forest in 2009. The Cougars set the program record with their 67-59 win over Utah in the Marriott Center on Feb. 20, 2008, their 45th-straight home win. The Cougars were 13-1 at home last season, 15-1 at home in 2009-10, 14-2 at home in 2008-09


and won 16 home games the previous season and 17 in 2006-07 after going 14-1 at home in 2005-06. BYU's last home loss before the record-setting streak was in the 2005-06 season opener against Loyola Marymount. The streak included 29 straight over nonconference opponents and 24 consecutive over MWC foes. BYU is 461-120 (.793) all-time in the Marriott Center, and Cougar head coach Dave Rose is 89-5. Prior to the 53-game home win streak, BYU's longest homecourt victory streak was 44 games from Feb 19, 2000 to Jan 16, 2003.

BYU also owned one of the country's longest nonconference home winning streaks from 1999 to 2005, defeating 40 straight non-league opponents in the Marriott Center. The streak began with a 61-59 win over Utah State on Jan. 2, 1999. Some great games have been played in the Marriott Center, including Danny Ainge and company's 19-point shellacking of No. 7 Utah in 1981 before

the Cougars' run to the Elite Eight in the NCAA Tournament. In 2002, BYU put on an incredible run to erase a 21-point second-half deficit and defeat Utah 63-61, helping preserve a perfect 16-0 home record. The Cougars played their 500th game in the Marriott Center on Feb. 22, 2006, against league-leader San Diego State, putting together a thrilling 59-point second-half performance on the way to a 100-90 win.

In 2010 — with BYU donning pink-trimmed uniforms and pink shoes to show support in the battle against Cancer — Jimmer Fredette put on a show in front of a sellout crowd, scoring 36 points in an 82-69 victory over Utah. Fredette's 36 points are the most scored by a Cougar against the Utes in the history of the rivalry. In 2011, No. 9 BYU defeating No. 4 San Diego State behind Jimmer Fredette's heroic 43-point effort.

Since the Marriott Center opened 39 years ago, Cougar fans have watched BYU compile a 448-119 record, a .790 winning percentage.



MARRIOTT CENTER TOP CROWDS

ATT.	OPP.	DATE	BYU	OPP
23,106	Utah	Mar. 7, 1981	95	76
23,096	Wake Forest	Jan. 3, 2009	87	94
23,084	Utah	Jan. 12, 1980	89	72
23,042	Illinois	Nov. 30, 1979	76	86
23,037	Utah St.	Dec. 27, 1980	104	89
23,025	Air Force	Jan. 18, 1992	66	45
23,023	UCLA	Nov. 26, 1982	82	85
23,006	Utah	Feb. 17, 1979	76	50
22,998	UNM	Feb. 25, 1978	66	71
22,987	Utah	Feb. 3, 1973	89	73
22,985	CSU	Feb. 26, 1972	105	85
22,983	Wyoming	Jan. 24, 1981	84	70
22,977	La Salle	Dec. 29, 1987	95	82
22,953	CSU	Feb. 24, 1979	66	61
22,937	UTEP	Feb. 5, 1972	57	53
22,936	Utah	Mar. 5, 1983	62	64
22,929	Utah	Jan. 15, 1982	74	51
22,918	Utah St.	Jan. 7, 1978	85	84
22,893	Utah St.	Jan. 22, 1972	101	82
22,891	SDSU	Feb. 3, 1979	88	80
22,889	UNLV	Dec. 5, 1981	63	66
22,812	Utah	Mar. 3, 2007	85	62
22,718	Utah	Mar. 1, 2004	70	57
22,702	CSU	Mar. 8, 2003	67	55
22,700	Air Force	Jan. 27, 2007	61	52
22,700	Air Force	March 7, 2009	54	49
22,700	Fresno State	Nov. 21, 2010	83	56
22,700	Air Force	Jan. 8, 2011	76	66
22,700	San Diego St.	Jan. 26, 2011	71	58
22,700	UNLV	Feb. 5, 2011	78	64
22,700	Utah	Feb. 12, 2011	72	59
22,700	Colorado St.	Feb. 23, 2011	84	76
22,700	New Mexico	Mar. 2, 2011	64	82
22,700	Wyoming	Mar. 5, 2011	102	78

The Marriott Center covers three acres and encloses eight million cubic feet. There are approximately 10,100 chair seats with the balance being bleacher seats. About 40 percent of the seats are below the concourse level. The distance around the concourse level is a quarter of a mile.

The roof, which is the size of two football fields placed side-by-side, is 10 stories high and is held together by 50,000 bolts. The four-million pound roof was constructed first at ground level, then raised 38 feet. There are seven locker rooms, a President's room, two reception rooms, press and interview rooms, men's and women's team rooms and a training room.

Improvements to the exterior and interior took place in 2007, including glass exterior walls and new lighting. In 2006 the original suspended floor, installed in 1971, was replaced with a Connor Uniforce floor and seismic upgrades took place. Fittingly, the last game played on the original floor featured the jersey retirement of Cougar great Kresimir Cosic, who played in BYU's first game in the Marriott Center. An additional floor upgrade was installed in 2007.

"The Marriott Center is one of the top five places to play in the country, not just because of its size, but because its facilities are fantastic," said former UTEP head coach Don Haskins, the subject of the 2006 film Glory Road. "If there is a better arena, I haven't seen it."

ALL-TIME SERIES RECORDS



OPPONENT	G	W	L	FIRST-LAST	LAST						
Air Force	66	54	12	1961-2011	W	Florida State	1	1	0	1972	W
Alabama	1	0	1	1957	L	Fordham	2	2	0	1983-1985	W
Alabama-Birmingham	3	2	1	1984-1989	W	Fort Lewis	1	1	0	2001	W
Alaska	1	1	0	1980	W	Fresno Pacific	1	1	0	2011	W
Arizona	38	19	19	1951-2011	W	Fresno State	18	13	5	1935-2011	W
Arizona State	49	27	22	1946-2010	W	Georgetown	1	0	1	1984	L
Arkansas	1	1	0	1947	W	Georgia	3	2	1	1969-1997	L
Army	2	2	0	1965-1973	W	Georgia Tech	1	0	1	1978	L
Auburn	1	0	1	1998	L	Gila College	2	2	0	1931	W
Baylor	7	5	2	1949-1979	W	Gonzaga	2	1	1	1949-2011	W
Beloit	1	0	1	1949	L	Hamline	1	0	1	1951	L
Boise State	13	9	4	1976-2009	L	Hartford	1	1	0	2008	W
Bowling Green	4	3	1	1949-1984	W	Harvard	1	1	0	1978	W
Bradley	4	3	1	1953-2010	W	Hastings	2	2	0	1935-1938	W
Brown	1	1	0	1988	W	Hawaii	45	32	13	1971-2010	W
Buffalo	1	1	0	2010	W	Hofstra	2	2	0	1983-1984	W
Butler	1	0	1	1930	L	Houston	6	2	4	1965-2006	L
California	11	4	7	1952-2005	L	Idaho	5	3	2	1938-2001	W
Cal-Davis	2	2	0	1936	W	Idaho State	37	31	6	1930-2010	W
Cal-Irvine	4	3	1	1986-2002	W	Illinois	5	2	3	1965-1980	W
Cal-Santa Barbara	5	4	1	1979-2002	W	Illinois Wesleyan	1	1	0	1930	W
Cal Poly	1	1	0	2009	W	Indiana	2	0	2	1972-1973	L
Cal Poly Pomona	1	1	0	1981	W	Indiana State	3	2	1	1947-1951	W
Cal State Fullerton	6	3	3	1972-1996	L	Iowa	2	0	2	1983-1986	L
Cal State Los Angeles	2	2	0	1952	W	Iowa State	4	0	4	1931-2000	L
Cal State Northridge	4	4	0	1992-2001	W	Jackson State	1	1	0	2007	W
Cal State Riverside	1	1	0	1999	W	James Madison	2	2	0	1990-1992	W
Cal State Sacramento	1	1	0	1993	W	John Carroll	1	1	0	1930	W
Canisius	3	3	0	1942-1946	W	Kansas	4	1	3	1959-1993	L
Carbon College	2	2	0	1922-1943	W	Kansas State	7	3	4	1950-2010	L
Central Conn. State	1	1	0	1987	W	Kent State	1	1	0	1960	L
Chaminade	1	1	0	2005	W	Kentucky	3	0	3	1951-1984	L
Chicago	1	1	0	1930	W	La Salle	9	3	6	1948-1992	L
Chicago State	2	2	0	1987-2011	W	Lamar	3	2	1	2006-2008	W
Cincinnati	3	2	1	1930-2001	W	LaVerne	1	1	0	1936	W
Citadel	1	0	1	1960	L	Liberty	1	1	0	2007	W
Clemson	2	0	2	1980-1990	L	Long Beach State	9	5	4	1972-2009	W
Colorado	20	5	15	1937-1956	W	Long Island	3	0	3	1942-1947	L
Colorado College	11	5	6	1923-1936	W	Louisiana State	2	1	1	1960-1992	L
Colorado St. College	9	8	1	1923-1938	W	Louisiana Tech	2	2	0	1998	W
Colorado State	136	90	46	1938-2011	W	Louisville	4	2	2	1960-2008	W
Connecticut	1	0	1	2003-2003	L	Loyola (Ill.)	6	1	5	1931-1968	L
Cornell	2	1	1	1965-1969	L	Loyola-Marymount	3	1	2	1937-2008	W
Creighton	9	6	3	1931-2010	W	Loyola (N. Orleans)	2	1	1	1957-1959	L
Culver Stockton	1	1	0	1949	W	McNeese State	2	2	0	1977-1992	W
Dartmouth	1	0	1	1958	L	Manhattan	3	2	1	1945-1955	L
Davidson	2	2	0	1974-1976	W	Marshall	2	1	1	1948-1951	W
Dayton	2	2	0	1950-1959	W	Marquette	4	2	2	1930-1967	L
Delta State	1	1	0	1947	W	Memphis (formerly State)	4	1	3	1960-2002	L
Denver	70	53	17	1933-1999	W	Miami (Fla.)	4	2	2	1960-1989	L
DePaul	1	0	1	1964	W	Michigan	4	2	2	1954-1991	L
Detroit	1	1	0	1955	W	Michigan State	9	4	5	1956-2008	L
Dixie College	7	7	0	1927-1935	W	Minnesota	1	0	1	1994	L
Drake	1	1	0	1935	W	Mississippi State	2	1	1	1994-1996	L
Duke	2	1	1	1952-1992	L	Mississippi Valley State	1	1	0	2011	W
Duquesne	2	0	2	1947-1954	L	Montana	27	20	7	1941-1977	L
Eastern Kentucky	3	2	1	1950-1991	W	Montana State	12	11	1	1939-1987	W
Eastern Washington	3	3	0	1989-2010	W	Montana State Billings	1	1	0	2005	W
East Tennessee State	1	0	1	1990	L	Montana State College	57	28	29	1925-1941	W
Elon College	1	1	0	2000	W	Montana Mines	2	2	0	1928	W
Florida	2	2	1	1959-2011	L	Morgan State	1	1	0	1996	W
Florida International	2	2	0	1999-2000	W	Muhlenberg	1	1	0	1948	W
						Murray State	3	2	1	1953-1955	W

ALL-TIME SERIES RECORDS

OPPONENT	G	W	L	FIRST-LAST	LAST						
Nebraska	5	4	1	1930-2010	W	Snow College	4	4	0	1929-1946	W
Nevada	18	12	6	1929-2010	W	South Alabama	2	1	1	2000	W
New Mexico	130	75	55	1950-2011	W	South Carolina	2	1	1	1990-1993	W
New Mexico State	11	3	8	1960-1976	L	South Carolina State	1	1	0	1999	W
New Orleans	1	0	1	1987	L	South Florida	1	1	0	2011	W
New York (CCNY)	3	0	3	1947-1950	L	Southeastern College	1	1	0	1925	W
New York University	1	1	0	1965	W	Southern	1	1	0	2009	W
Niagara	7	5	2	1947-1976	W	Southern California	9	3	6	1933-2006	L
Nicholls State	1	1	0	1993	W	Southern Idaho	13	10	3	1937-1946	W
Northeastern	1	1	0	1988	W	Southern Illinois	1	1	0	2000	W
Northwestern	2	1	1	1945-1989	W	Southern Methodist	4	2	2	1986-1997	L
North Carolina	5	0	5	1976-2008	L	Southern Utah	10	10	0	1992-2007	W
N. Carolina-Charlotte	2	2	0	1988	W	Southwest Missouri	2	1	1	1985-1987	L
North Carolina State	4	0	4	1952-2005	L	Stanford	6	4	2	1969-2005	L
North Dakota	3	2	1	1928	W	Stetson	1	0	1	1990	L
North Texas	2	2	0	1980-1989	W	Syracuse	5	0	5	1947-2004	L
Northern Arizona	1	0	1	1946	L	TCU	22	19	3	1953-2011	W
Northern Kentucky	1	1	0	2006	W	Tennessee	2	0	2	1957-1980	L
Northeast Louisiana	2	2	0	1975-1994	W	Tennessee Tech	1	1	0	1992	W
Northwestern (La.) St.	2	1	1	1948-1994	W	Temple	3	2	1	1942-1966	W
N.W. Oklahoma State	1	1	0	1948	W	Texas	5	3	2	1967-1978	L
Notre Dame	7	3	4	1956-2000	L	Texas-Arlington	1	1	0	1988	W
Occidental	1	1	0	1929	W	Texas A&M	1	1	0	1972	W
Ohio State	7	3	4	1956-1998	W	Texas A&M Corpus Christi	1	1	0	2001	W
Oklahoma	4	2	2	1960-1992	W	Texas Southern	1	1	0	1999	W
Oklahoma Baptist	1	1	0	1993	W	UTEP	66	41	25	1966-2010	W
Oklahoma City	6	0	6	1955-1976	L	Texas Tech	4	3	1	1967-1996	L
Oklahoma State	7	4	3	1961-2004	W	Toledo	4	3	1	1949-2002	W
Old Dominion	1	1	0	1976	W	Tulane	1	1	0	1995	W
Omaha	1	1	0	1943	W	Tulsa	12	8	4	1979-2008	W
Oral Roberts	5	5	0	1978-2007	W	UCLA	23	11	12	1929-2010	L
Oregon	20	8	12	1954-1999	L	UNLV	34	16	18	1981-2011	W
Oregon State	15	4	11	1927-1992	L	Utah	252	127	125	1909-2011	W
Pacific	6	3	3	1961-1997	W	Utah State	227	136	91	1905-2010	W
Penn State	4	1	3	1979-1998	L	Utah Valley	1	1	0	2005	W
Pepperdine	8	4	4	1944-2008	L	Valparaiso	2	1	1	1945-1949	W
Phillips	2	1	1	1928	L	Vanderbilt	1	0	1	1957	L
Pittsburgh	1	1	0	1986	W	Vermont	1	1	0	2010	W
Portland	5	4	1	1957-2009	W	Villanova	3	1	2	1951-1984	L
Portland State	1	1	0	1978	W	Virginia	4	1	3	1981-1998	L
Princeton	4	4	0	1981-1992	W	Virginia Commonwealth	1	1	0	1983	W
Providence	2	2	0	1962-1983	W	Virginia Tech	1	1	0	1967	W
Purdue	1	1	0	1978	W	Wake Forest	5	1	4	1952-2009	L
Regis	3	3	0	1949-1951	W	Washington	18	8	10	1950-1998	L
Rhode Island	3	1	2	1975-1978	L	Washington State	10	5	5	1946-2006	W
Rice	7	5	2	1963-2009	W	Weber College	7	6	1	1938-1943	W
Ricks College	2	2	0	1927-1940	W	Weber State	36	26	10	1973-2010	W
Rutgers	1	0	1	1990	L	West Virginia	2	1	1	1947-1973	W
St. Bonaventure	3	3	0	1965-2002	W	Western Carolina	1	1	0	1981	W
St. Francis	2	1	1	1953-1969	W	Western State	11	10	1	1924-1937	W
St. John's	8	1	7	1951-1991	L	Western Kentucky	3	0	3	1946-1955	L
St. Joseph's	8	4	4	1962-1983	L	Western Oregon	3	3	0	1946-2009	W
St. Louis	4	3	1	1930-1954	L	Western Washington	1	1	0	1993	W
St. Mary's (Calif.)	10	8	2	1956-2010	W	Wichita State	7	1	6	1962-1989	W
San Diego, U. of	2	2	0	2001-2002	W	Wisconsin	1	0	1	1931	L
San Diego State	71	48	23	1941-2011	L	Wisconsin-Milwaukee	1	1	0	1972	W
San Francisco	10	5	5	1946-2002	L	Wittenberg	1	0	1	1930	L
San Jose State	9	8	1	1948-2007	W	Wofford	2	2	0	1998-2011	W
Santa Clara	20	15	5	1951-2005	W	Wyoming	174	105	69	1929-2011	W
Seattle	7	5	2	1963-1976	W	Xavier	3	2	1	1964-2007	L
Seton Hall	3	2	1	1950-2007	W	Yale	1	1	0	1984	W
Siena	1	1	0	1989	W						



OPPONENT SID CONTACT INFORMATION

Baylor • Chris Yandle
(254) 710-3638
christopher_yandle@baylor.edu

Bradley • Bobby Parker
(309) 677-2624
bparker@bradley.edu

BYU-Hawaii • Scott Lowe
(808) 675-3397
scott.lowe@byuh.edu

Cal State San Marcos • Kyle Trembley
(760) 750-7114
ktremble@csusm.edu

Gonzaga • Oliver Pierce
(509) 313-6373
pierce@athletics.gonzaga.edu

Longwood • Greg Prouty
(434) 395-2097
proutygd@longwood.edu

Loyola Marymount • John Shaffer
(310) 338-7643
jshaffer@lmu.edu

Nevada • Jack Kuestermeyer
(775) 682-6984
jkuester@unr.edu

Northern Arizona • Steve Shaff
(928) 523-6792
Steve.Shaff@nau.edu

Oregon • Chris Geraghty
(541) 346-7332
chrsg@uoregon.edu

Pepperdine • Roger Horne
(310) 506-4455
roger.horne@pepperdine.edu

Portland • Jason Brough
(503) 943-8439
brough@up.edu

Prairie View A&M • Ryan McGinty
(936) 261-9140
rjmcginty@pvamu.edu

Saint Mary's • Richard Kilwien
(925) 631-4402
rak5@stmarys-ca.edu

San Diego • Ted Gosen
(619) 260-4745
tgosen@sandiego.edu

San Francisco • Ryan McCrary
(415) 422-6162
mccrary@usfca.edu

Santa Clara • Michelle Schmitt
(408) 554-2114
mschmitt@scu.edu

UC Santa Barbara • Bill Mahoney
(805) 893-8603
Bill.Mahoney@athletics.ucsb.edu

Utah • Kyle Harris
(801) 581-3771
kharris@hunstan.utah.edu

Utah State • Doug Hoffman
(435) 797-3714
doug.hoffman@usu.edu

Virginia Tech • Bill Dyer
(540) 231-8852
wdyer@vt.edu

Wisconsin • Patrick Herb
(608) 890-2477
PAH@athletics.wisc.edu

Weber State • Brad Larsen
(801) 626-6010
blarsen3@weber.edu

UTAH STATE

Overall Series Record: BYU leads 136-91

BYU Record in Provo: 84-32

BYU Record in Logan: 51-59

BYU Record at Neutral Sites: 1-0

2-23-06	at Utah State	21-14	W
3-3-06	Utah State	19-11	W
2-16-07	Utah State	44-11	W
3-1-07	at Utah State	23-12	W
1-18-08	at Utah State	29-16	W
2-1-08	Utah State	43-19	W
2-6-09	Utah State	37-11	W
2-26-09	at Utah State	37-13	W
1-15-10	at Utah State	40-20	W
2-18-10	Utah State	47-31	W
2-4-11	at Utah State	29-19	W
2-18-11	Utah State	37-21	W
2-3-12	Utah State	36-17	W
2-9-12	at Utah State	37-16	W
2-15-13	at Utah State	33-23	W
3-1-13	Utah State	20-29	L
2-21-14	Utah State	41-21	W
3-6-14	at Utah State	28-19	W
2-13-15	Utah State	29-21	W
2-26-15	at Utah State	31-23	W
2-12-16	Utah State	42-17	W
2-26-16	at Utah State	23-37	L
2-17-17	Utah State	43-22	W
3-8-17	at Utah State	34-27	W
3-1-19	Utah State	23-26	L
1-31-20	at Utah State	27-55	L
1921	at Utah State	43-45	L
1921	Utah State	30-28	W
1922	Utah State	39-22	W
1922	at Utah State	34-36	L
2-2-23	at Utah State	19-55	L
2-3-23	at Utah State	30-36	L
2-23-23	Utah State	22-23	L
2-24-23	Utah State	37-26	W

2-8-24	Utah State	36-43	L
2-9-24	Utah State	38-21	W
2-22-24	at Utah State	30-27	W
2-23-24	at Utah State	32-25	W
1-23-25	at Utah State	29-26	W
1-24-25	at Utah State	22-42	L
2-13-25	Utah State	48-36	W
2-14-25	Utah State	24-23	W
1-29-26	Utah State	31-49	L
1-30-26	Utah State	36-32	W
2-26-26	Utah State	52-43	W
2-27-26	Utah State	34-36	L
1-21-27	at Utah State	47-50	L
1-22-27	at Utah State	34-62	L
3-4-27	Utah State	38-44	L
3-5-27	Utah State	35-42	L
2-10-28	Utah State	49-34	W
2-11-28	Utah State	31-39	L
2-19-28	at Utah State	41-52	L
2-19-28	at Utah State	42-48	L
1-1-29	at Utah State	53-45	W
2-2-29	at Utah State	46-34	W
3-1-29	Utah State	49-45	W
3-2-29	Utah State	50-52	L
1-17-30	Utah State	37-39	L
1-18-30	Utah State	53-37	W
2-14-30	at Utah State	49-36	W
2-15-30	at Utah State	41-55	L
1-30-31	at Utah State	59-61	L
1-31-31	at Utah State	45-39	W
2-20-31	Utah State	61-51	W
2-21-31	Utah State	53-40	W
1-22-32	Utah State (OT)	45-47	L
1-23-32	Utah State	40-37	W
2-26-32	at Utah State	39-32	W
2-27-32	at Utah State	63-50	W
1-27-33	at Utah State	33-40	L
1-28-33	at Utah State	59-44	W
2-24-33	Utah State	37-30	W

2-25-33	Utah State	48-36	W
1-12-34	Utah State	57-34	W
1-13-34	Utah State	42-35	W
2-16-34	at Utah State	48-37	W
2-17-34	at Utah State	35-43	L
1-25-35	at Utah State	39-38	W
1-26-35	at Utah State	27-41	L
2-8-35	Utah State (OT)	47-48	L
2-9-35	Utah State	40-39	W
2-7-36	Utah State	35-36	L
2-8-36	Utah State	33-37	L
2-21-36	at Utah State	39-32	W
2-22-36	at Utah State	41-51	L
1-15-37	Utah State	31-40	L
1-16-37	Utah State	49-35	W
2-12-37	at Utah State	55-45	W
2-13-37	at Utah State	38-47	L
1-21-38	at Utah State	53-60	L
2-25-38	Utah State	58-50	W
1-7-39	Utah State	46-54	L
3-4-39	at Utah State	38-53	L
2-10-40	at Utah State	35-55	L
2-17-40	Utah State	49-43	W
1-10-41	Utah State	66-34	W
3-8-41	at Utah State	47-48	L
1-10-42	at Utah State	54-24	W
2-21-42	Utah State	57-52	W
1-15-43	at Utah State	38-43	L
1-16-43	at Utah State	58-41	W
2-19-43	Utah State	44-38	W
2-20-43	Utah State	63-59	W
2-3-45	Utah State	50-41	W
3-7-45	at Utah State	64-37	W
1-12-46	at Utah State	47-29	W
2-23-46	Utah State	64-48	W
2-22-47	Utah State	62-40	W
3-4-47	at Utah State	49-52	L
1-31-48	Utah State	66-47	W
2-28-48	at Utah State	65-68	L

1-21-49	Utah State	60-51	W
1-22-49	Utah State	64-56	W
2-11-49	at Utah State	54-58	L
2-12-49	at Utah State	67-54	W
1-21-50	Utah State	71-41	W
1-23-50	at Utah State	48-47	W
2-24-50	at Utah State	60-46	W
2-25-50	Utah State	63-35	W
1-12-51	at Utah State	72-59	W
1-13-51	at Utah State	68-72	L
2-2-51	Utah State	83-57	W
2-3-51	Utah State	51-42	W
2-1-52	at Utah State	40-57	L
2-15-52	Utah State	69-67	W
1-3-53	at Utah State	72-66	W
1-31-53	Utah State	77-60	W
1-14-54	at Utah State	68-73	L
1-23-54	Utah State	75-63	W
1-15-55	Utah State	58-62	L
2-17-55	at Utah State	71-76	L
1-28-56	at Utah State	56-63	L
2-9-56	Utah State	92-62	W
1-18-57	at Utah State	75-76	L
1-25-57	Utah State	93-76	W
1-31-58	at Utah State	67-55	W
2-15-58	Utah State	69-66	W
1-30-59	Utah State	77-54	W
2-14-59	at Utah State	67-74	L
1-29-60	at No. 9 USU	53-84	L
2-13-60	No. 7 Utah State	64-75	L
1-27-61	Utah State	75-57	W
2-13-61	at Utah State	73-94	L
1-26-62	at Utah State	69-88	L
2-10-62	Utah State	70-80	L
1-5-63	at Utah State	58-69	L
1-26-63	Utah State	67-70	L
1-25-64	at Utah State	90-105	L
1-31-64	Utah State	73-90	L
1-9-65	at Utah State	99-90	W
2-6-65	Utah State	89-80	W
1-22-66	Utah State	115-81	W
2-11-66	at Utah State	96-88	W
1-6-67	Utah State	92-66	W
2-4-67	at Utah State	88-113	L
1-6-68	Utah State	104-98	W
2-1-68	at Utah State	118-103	W
1-11-69	at Utah State	84-91	L
1-30-69	Utah State	113-82	W
1-15-70	at Utah State	94-97	L
3-4-70	No. 18 USU	73-86	L
12-19-70	No. 15 USU	111-83	W
1-23-71	at No. 12 USU	70-72	L
3-13-71	at No. 16 USU	91-82	W
12-22-71	at Utah State	87-84	W
1-22-72	Utah State	101-82	W
12-16-72	Utah State	88-80	W
1-20-73	at Utah State	79-69	W
12-22-73	Utah State	86-87	L
1-19-74	at Utah State	86-93	L
12-28-74	Utah State	79-83	L
2-1-75	at Utah State	84-92	L
12-17-75	at Utah State	76-87	L
1-10-76	Utah State	73-75	L
12-4-76	at USU (OT)	93-95	L
1-8-77	Utah State	85-77	W
12-21-77	at Utah State	89-91	L
1-7-78	Utah State (2OT)	85-84	W
12-6-78	Utah State	99-80	W
1-6-79	at Utah State	68-84	L
12-22-79	at Utah State	89-84	W
2-12-80	Utah State	84-83	W
12-6-80	at Utah State	82-79	W

12-27-80	Utah State	104-89	W
12-8-81	at Utah State	51-43	W
12-26-81	Utah State	74-79	L
11-30-82	Utah State	69-75	L
12-14-82	at Utah State	68-80	L
11-26-83	at Utah State	78-90	L
12-9-83	Utah State*	81-83	L
12-4-84	Utah State	93-97	L
12-11-84	at USU (OT)	91-92	L
12-3-85	at Utah State	80-82	L
12-10-85	Utah State	76-88	L
12-3-86	Utah State	100-86	W
12-16-86	at Utah State	97-93	W
12-1-87	at Utah State	96-92	W
12-19-87	USU (OT)	121-112	W
12-17-88	Utah State	96-85	W
12-21-88	at Utah State	74-72	W
11-30-89	Utah State	71-65	W
12-12-89	Utah State	69-68	W
11-24-90	Utah State	98-94	W
12-1-90	at Utah State	63-58	W
11-26-91	at Utah State	82-66	W
12-13-91	Utah State*	93-77	W
12-4-92	at Utah State	93-83	W
12-18-92	Utah State	89-65	W
12-14-93	Utah State	78-65	W
12-1-94	at Utah State	59-83	L
12-5-95	Utah State	76-52	W
12-10-96	Utah State	64-61	W
11-29-97	at Utah State	69-72	L
1-2-99	Utah State	61-59	W
1-8-00	at Utah State	82-73	W
12-16-00	Utah State	69-67	W
12-1-01	at USU (OT)	81-90	L
12-14-02	Utah State	66-56	W
12-23-03	at Utah State	74-76	L
12-1-04	at Utah State	57-71	L
12-18-04	Utah State	62-84	L
12-22-05	at Utah State	80-91	L
12-16-06	Utah State	75-62	W
12-6-08	vs. Utah State	68-63	W
12-2-09	at Utah State	61-71	L
11-17-10	Utah State	78-72	W

BYU-HAWAII - FIRST MEETING

LONGWOOD - FIRST MEETING

PRAIRIE VIEW ASM - FIRST MEETING

NEVADA

Overall Series Record:	BYU leads 12-6		
BYU Record in Provo:	5-1		
BYU Record at Nevada:	2-5		
BYU Record at Neutral Sites:	5-0		
1-10-30	Nevada	44-26	W
1-11-30	Nevada	46-35	W
1-8-37	at Nevada	42-38	W
1-9-37	at Nevada	36-24	W
12-30-37	Nevada	49-45	W
1-7-38	Nevada	42-44	L
1-2-42	vs. Nevada	65-31	W
1-3-42	vs. Nevada	76-44	W
12-21-46	at Nevada+	32-50	L
1-2-48	at Nevada	44-45	L
1-3-48	at Nevada	57-64	L
1-3-49	vs. Nevada*	59-56	W
1-4-49	vs. Nevada*	61-57	W
12-19-75	Nevada	85-76	W
11-29-77	at Nevada	66-100	L
12-3-94	Nevada	96-80	W
11-28-95	at Nevada	77-79	L

12-22-09	vs. Nevada#	110-104	W
+Reno Tournament *Los Angeles Invitational #Las Vegas Classic			

BRADLEY

Overall Series Record:	BYU leads 3-1		
BYU Record in Provo:	2-0		
BYU Record at Bradley:	1-1		
1-2-54	at Bradley	50-77	L
12-30-74	Bradley	100-87	W
12-17-77	at Bradley	86-79	W
11-13-09	Bradley	70-60	W

WISCONSIN

Overall Series Record:	Wisconsin leads 1-0		
12-11-31	at Wisconsin	16-32	L

NORTHERN ARIZONA

Overall Series Record:	NAU leads 1-0		
12-4-46	at Northern Ariz.	41-54	L

OREGON

Overall Series Record:	Oregon leads 12-8		
BYU Record in Provo:	6-4		
BYU Record at Oregon:	1-6		
BYU Record at Neutral Sites:	1-2		
1-28-55	at Oregon	71-82	L
2-22-09	Oregon	26-24	W
1-29-55	at Oregon	76-81	L
12-9-55	Oregon	72-61	W
12-10-55	Oregon	83-52	W
12-21-57	Oregon	55-63	L
12-23-57	Oregon	76-79	L
12-5-58	at Oregon (OT)	75-79	L
12-6-58	at Oregon	67-71	L
11-30-62	at Oregon	80-75	W
12-1-62	Oregon	62-80	L
12-28-63	vs. Oregon*	80-70	W
12-4-64	Oregon	99-70	W
12-5-64	Oregon	98-79	W
12-28-68	vs. Oregon* (OT)	74-82	L
12-21-83	Oregon	79-78	W
12-21-85	at Oregon	69-72	L
12-28-92	vs. Oregon*	70-76	L
11-21-97	Oregon	67-74	L
12-5-98	at Oregon	62-93	L
*Far West Classic			

WEBER STATE

Overall Series Record:	BYU leads 26-10		
BYU Record in Provo:	18-0		
BYU Record in Ogden:	8-10		
BYU Record at Neutral Sites:	0-0		
11-30-73	Weber State	77-76	W
12-6-74	at Weber State	63-76	L
12-20-75	Weber State	89-80	W
11-27-76	at Weber State	75-96	L
1-3-78	Weber State	81-76	W
12-23-80	at Weber State	85-78	W
12-15-81	Weber State	63-55	W
1-6-83	at WSU (2OT)	81-84	L
1-7-84	Weber State (OT)	86-81	W
12-8-84	at Weber State	79-87	L
12-28-85	Weber State (OT)	88-86	W
12-18-86	at Weber State	84-69	W
12-11-87	Weber State*	104-71	W
12-1-88	at Weber State	78-80	L
11-28-89	Weber State	81-65	W
11-29-90	at Weber State	69-57	W
12-21-91	Weber State	81-68	W
12-8-92	at WSU (OT)	77-83	L

SERIES VS. OPPONENT RESULTS



12-21-93	Weber State	92-79	W	2-25-27	at Utah	31-34	L	2-17-50	at Utah	42-56	L
12-21-94	at Weber State	74-86	L	2-26-27	at Utah (OT)	40-34	W	2-18-50	Utah	56-46	W
12-12-95	Weber State	91-86	W	1-27-28	at Utah	37-30	W	12-27-50	vs. Utah*	49-58	L
12-4-96	at Weber State	80-97	L	1-28-28	at Utah	35-31	W	2-16-51	at Utah	73-60	W
12-12-97	Weber State*	83-70	W	2-17-28	Utah	25-31	L	2-17-51	Utah	49-54	L
11-19-98	at Weber State	80-83	L	2-18-28	Utah	26-31	L	3-2-51	at Utah	58-67	L
12-11-99	Weber State*	66-53	W	1-18-29	Utah	41-38	W	3-3-51	Utah	69-50	W
12-28-00	at Weber State	84-75	W	1-19-29	Utah	49-45	W	2-2-52	Utah	48-51	L
12-5-01	Weber State	65-47	W	2-8-29	at Utah	41-56	L	3-8-52	at Utah	50-61	L
1-8-03	at Weber State	69-75	L	2-9-29	at Utah	53-37	W	2-14-53	Utah	62-50	W
12-20-03	Weber State	86-65	W	1-31-30	at Utah	49-53	L	2-21-53	at Utah	73-50	W
12-23-04	at Weber State	79-61	W	2-1-30	at Utah	30-38	L	2-19-54	at Utah	85-76	W
12-17-05	Weber State	80-54	W	2-28-30	Utah	56-31	W	2-20-54	Utah	64-70	L
12-2-06	at WSU (OT)	73-69	W	3-1-30	Utah	59-42	W	2-11-55	No. 5 Utah (OT)	76-74	W
12-5-07	Weber State	72-57	W	1-23-31	Utah (OT)	51-52	L	2-12-55	at No. 5 Utah	71-78	L
12-3-08	at Weber State	92-62	W	1-24-31	Utah	43-45	L	2-11-56	at Utah	63-82	L
12-27-09	Weber State	87-70	W	2-27-31	at Utah	39-49	L	2-24-56	Utah	77-82	L
12-21-10	at Weber State	72-66	W	2-28-31	at Utah	57-49	W	2-10-57	Utah	81-77	W
*Cougar Classic				1-15-32	at Utah	44-36	W	2-21-57	at Utah	66-88	L
				1-16-32	at Utah	39-40	L	1-24-58	at Utah	81-67	W
				2-5-32	Utah	32-35	L	2-27-58	Utah	56-74	L
				2-6-32	Utah	43-34	W	1-23-59	No. 20 Utah	56-70	L
UTAH				3-1-32	vs. Utah	35-33	W	2-26-59	Utah (OT)	74-76	L
Overall Series Record: BYU leads 127-125				1-13-33	Utah	40-27	W	1-22-60	at No. 7 Utah	69-76	L
BYU Record in Provo: 71-47 (24-17 in the Marriott Center)				1-14-33	Utah	33-34	L	2-25-60	No. 5 Utah	75-87	L
BYU Record in Salt Lake: 50-73 (14-30 in the Jon M. Huntsman Center)				2-17-33	at Utah	43-42	W	1-20-61	Utah	91-86	W
BYU Record at Neutral Sites: 6-5				2-18-33	at Utah	36-50	L	2-23-61	at Utah	80-95	L
1-23-09	Utah	32-9	W	3-4-33	vs. Utah	43-26	W	1-23-62	at Utah	89-94	L
3-5-09	at Utah	40-27	W	1-26-34	at Utah	41-37	W	2-24-62	Utah	101-106	L
2-5-10	at Utah	31-27	W	1-27-34	at Utah	30-43	L	1-19-63	Utah	71-53	W
2-11-10	Utah	31-17	W	2-9-34	Utah	45-31	W	2-23-63	at Utah	100-106	L
1-28-11	Utah	47-27	W	2-10-34	Utah	40-28	W	2-8-64	at Utah (OT)	89-91	L
2-25-11	at Utah	33-26	W	1-11-35	Utah	54-25	W	2-22-64	Utah	75-72	W
2-17-12	at Utah	36-25	W	1-12-35	Utah	56-53	W	1-23-65	Utah	98-67	W
3-2-12	Utah	32-25	W	2-15-35	at Utah (OT)	46-50	L	2-20-65	at Utah	108-99	W
2-8-13	Utah	31-49	L	2-16-35	at Utah	43-52	L	2-5-66	at Utah	94-93	W
2-22-13	at Utah (OT)	26-29	L	1-17-36	Utah	42-34	W	3-5-66	Utah	115-100	W
2-14-14	at Utah	23-36	L	1-18-36	Utah	47-42	W	2-11-67	Utah	64-62	W
2-28-14	Utah	32-24	W	2-14-36	at Utah	35-36	L	2-17-67	at Utah	61-60	W
2-20-15	Utah	29-28	W	2-15-36	at Utah	37-36	W	2-10-68	at Utah	89-91	L
3-12-15	at Utah	20-38	L	1-29-37	at Utah	30-45	L	2-24-68	Utah	93-90	W
2-4-16	at Utah	26-41	L	1-30-37	at Utah	40-41	L	2-8-69	Utah	73-67	W
3-4-16	Utah	30-38	L	2-19-37	Utah	35-43	L	2-22-69	at Utah	85-98	L
2-10-17	Utah	38-32	W	2-20-37	Utah	36-31	W	1-3-70	at Utah	76-82	L
2-23-17	at Utah	54-33	W	1-22-38	Utah	41-48	L	1-24-70	Utah	81-91	L
2-9-18	Utah	21-27	L	3-4-38	at Utah	43-54	L	2-6-71	Utah	103-89	W
2-23-18	at Utah	38-28	W	1-20-39	Utah	40-32	W	3-6-71	at Utah	98-87	W
2-7-19	at Utah	22-50	L	3-3-39	at Utah	47-52	L	1-15-72	at Utah	67-61	W
3-8-19	Utah	21-31	L	2-9-40	at Utah	39-45	L	2-19-72	Utah	79-66	W
3-4-20	at Utah	30-41	L	2-23-40	Utah	52-41	W	2-3-73	Utah	89-73	W
1-22-21	Utah	22-16	W	1-24-41	Utah	27-32	L	3-3-73	at Utah	71-86	L
3-5-21	at Utah	16-29	L	3-7-41	at Utah	39-50	L	1-12-74	at Utah	86-104	L
2-3-22	at Utah	29-16	W	2-7-42	at Utah	50-42	W	2-16-74	Utah	74-89	L
2-25-22	Utah	32-27	W	3-7-42	Utah	42-40	W	1-18-75	at Utah	73-91	L
1-26-23	Utah	36-29	W	1-29-43	Utah	41-30	W	2-22-75	Utah	73-79	L
1-27-23	Utah	25-19	W	1-30-43	Utah	41-29	W	1-24-76	Utah	74-76	L
2-16-23	at Utah	33-35	L	2-12-43	at Utah	44-34	W	2-21-76	at Utah	84-83	W
2-17-23	at Utah	18-24	L	2-13-43	at Utah	47-45	W	2-5-77	at Utah	61-81	L
1-25-24	at Utah	38-21	W	1-26-45	Utah	46-51	L	3-5-77	No. 20 Utah	54-67	L
1-26-24	at Utah	36-26	W	3-3-45	at Utah	52-56	L	2-4-78	Utah	76-89	L
2-15-24	Utah	37-22	W	2-9-46	at Utah	28-46	L	3-4-78	at No. 19 Utah	74-81	L
2-16-24	Utah	34-32	W	3-9-46	Utah	53-71	L	1-20-79	at Utah	90-76	W
2-6-25	Utah	33-35	L	2-8-47	Utah	54-62	L	2-17-79	Utah	76-50	W
2-7-25	Utah	42-25	W	3-8-47	at Utah	66-82	L	1-12-80	Utah	89-72	W
2-27-25	at Utah	24-36	L	1-17-48	at Utah	65-63	W	2-9-80	at Utah	83-82	W
2-28-25	at Utah	41-36	W	2-21-48	Utah	55-51	W	1-31-81	at No. 9 Utah	56-60	L
1-22-26	at Utah	22-21	W	1-29-49	at No. 10 Utah	56-55	W	3-7-81	No. 9 Utah	95-76	W
1-23-26	at Utah	35-31	W	1-31-49	No. 10 Utah	65-45	W	1-15-82	Utah	74-51	W
2-12-26	Utah	34-39	L	2-18-49	at No. 14 Utah	49-58	L	2-19-82	at Utah	61-68	L
2-13-26	Utah	37-24	W	2-19-49	No. 14 Utah	52-54	L	2-5-83	at Utah	72-75	L
1-28-27	Utah	39-42	L	1-28-50	at Utah	71-51	W	3-5-83	Utah (3OT)	62-64	L
1-29-27	Utah	35-37	L	1-30-50	Utah	61-51	W	1-14-84	Utah (2OT)	113-105	W

2-8-84	at Utah	82-79	W
1-26-85	at Utah	63-62	W
3-2-85	Utah (30T)	85-86	L
1-25-86	Utah	87-69	W
2-22-86	at Utah	71-74	L
1-24-87	at Utah	80-70	W
2-14-87	Utah	58-65	L
2-4-88	Utah	82-64	W
2-27-88	at Utah	60-62	L
2-2-89	at Utah	86-90	L
2-25-89	Utah	81-74	W
1-25-90	Utah	65-49	W
2-10-90	at Utah	73-89	L
3-8-90	vs. Utah* (OT)	61-62	L
2-16-91	at No. 14 Utah	74-81	L
3-2-91	No. 9 Utah (OT)	71-72	L
3-9-91	vs. No. 8 Utah (OT)	51-49	W
2-20-92	Utah	58-56	W
3-7-92	at Utah	87-73	W
3-13-92	vs. Utah+	75-62	L
1-9-93	Utah	53-54	L
2-27-93	at No. 11 Utah	83-89	L
1-8-94	at Utah	64-62	W
2-26-94	Utah	73-70	W
3-10-94	vs. Utah+	96-65	W
1-3-95	Utah	64-57	W
3-4-95	at Utah	79-87	L
1-2-96	at No. 15 Utah	77-83	L
3-2-96	No. 10 Utah	85-96	L
1-11-97	No. 9 Utah	51-61	L
2-6-97	at No. 5 Utah	49-85	L
1-10-98	No. 3 Utah	61-71	L
2-5-98	at No. 5 Utah	68-83	L
1-9-99	at Utah	54-75	L
2-6-99	No. 20 Utah	46-71	L
3-4-99	vs. No. 8 Utah*	62-81	L
1-15-00	Utah	49-56	L
2-12-00	at No. 21 Utah	62-77	L
3-10-00	vs. Utah ^	58-54	W
1-29-01	Utah	69-61	W
2-24-01	at Utah	75-82	L
1-28-02	at Utah	66-71	L
2-23-02	Utah	63-61	W
1-25-03	Utah	75-79	L
2-24-03	at No. 23 Utah	64-71	L
1-31-04	at Utah	56-64	L
3-1-04	Utah	70-57	W
3-12-04	vs. Utah ^	51-54	L
1-31-05	No. 25 Utah	58-72	L
2-26-05	at No. 13 Utah	60-69	L
1-7-06	Utah	72-60	W
2-8-06	at Utah	60-79	L
3-9-06	vs. Utah ^	70-74	L
1-31-07	at Utah	76-66	W
3-3-07	Utah	85-62	W
1-19-08	at Utah	55-52	W
2-20-08	Utah	67-59	W
1-27-09	at Utah (OT)	88-94	L
2-28-09	Utah	63-50	W
1-30-10	Utah	82-69	W
3-3-10	at Utah	71-51	W
1-11-11	at Utah	104-79	W
2-12-11	Utah	72-59	W

*WAC Tournament ^ MWC Tournament

BAYLOR

Overall Series Record:	BYU leads 5-2
BYU Record in Provo:	4-1
BYU Record in Waco:	0-1
BYU Record at Neutral Sites:	0-1
3-24-50	vs. Baylor# 55-56 L
12-18-54	Baylor 66-67 L

12-17-54	Baylor	78-66	W
12-21-62	Baylor	79-65	W
12-22-62	Baylor	75-57	W
12-1-78	at Baylor	92-86	W
12-1-79	Baylor	100-58	W
#NCAA (Kansas City)			

BUFFALO

Overall Series Record:	BYU leads 1-0		
12-30-10	at Buffalo	90-82	W

UC SANTA BARBARA

Overall Series Record:	BYU leads 4-1		
BYU Record in Provo:	3-0		
BYU Record in Santa Barbara:	1-1		
12-14-79	UCSB*	87-65	W
12-29-99	at UCSB	57-48	W
11-25-00	UCSB	67-53	W
11-28-01	at UCSB	58-68	L
12-21-02	UCSB	69-56	W
*Cougar Classic			

CAL STATE SAN MARCOS - FIRST MEETING

ST. MARY'S

Overall Series Record:	BYU leads 8-2		
BYU Record in Provo:	6-1		
BYU Record at St. Mary's:	1-1		
BYU Record at Neutral Sites:	1-0		
2-7-53	at Saint Mary's	78-50	W
1-26-57	Saint Mary's	69-65	W
12-22-58	Saint Mary's	72-67	W
12-10-66	Saint Mary's	108-57	W
12-13-80	Saint Mary's*	95-76	W
12-10-83	Saint Mary's*	106-74	W
12-10-88	Saint Mary's*	69-70	L
1-2-04	Saint Mary's	70-55	W
1-4-05	at Saint Mary's	51-72	L
11-27-10	vs. Saint Mary's ^	74-73	W
*Cougar Classic ^ South Padre Invitational			

SAN DIEGO

Overall Series Record:	BYU leads 2-0		
11-17-01	at San Diego	70-59	W
12-11-02	San Diego	64-49	W

LOYOLA MARYMOUNT

Overall Series Record:	Loyola leads 2-1		
BYU Record in Provo:	1-1		
BYU Record in Marymount:	0-1		
12-30-36	at LMU	32-35	L
11-18-05	LMU	71-83	L
1-3-08	LMU	91-62	W

SAN FRANCISCO

Overall Series Record:	Series tied 5-5		
BYU Record in Provo:	3-0		
BYU Record in San Francisco:	0-4		
BYU Record at Neutral Sites:	2-1		
12-20-46	vs. San Francisco+	45-36	W
12-12-52	San Francisco	53-52	W
12-22-53	San Francisco	68-61	W
12-13-68	at San Francisco*	75-79	L
12-13-74	at San Francisco	84-103	L
3-10-79	vs. San Francisco#	63-86	L
11-30-00	at San Francisco	70-80	L
1-2-02	San Francisco	65-51	W
12-23-02	at San Francisco	72-84	L
12-5-09	vs. San Francisco~	69-43	W
+ Reno Tournament * Cable Car Classic			
# NCAA (Tucson) ~ at EnergySolutions Arena			

SANTA CLARA

Overall Series Record:	BYU leads 15-5		
BYU Record in Provo:	9-2		
BYU Record at Santa Clara:	3-3		
BYU Record at Neutral Sites:	3-0		
12-21-51	Santa Clara	64-59	W
12-22-51	Santa Clara	66-61	W
2-8-53	at Santa Clara	64-72	L
12-19-58	Santa Clara	80-59	W
12-20-58	Santa Clara	75-65	W
12-8-61	at Santa Clara	53-64	L
12-9-61	at Santa Clara	55-72	L
12-18-64	Santa Clara	102-82	W
12-19-64	Santa Clara	109-80	W
12-17-65	at Santa Clara	103-85	W
12-18-65	at Santa Clara	87-79	W
12-22-67	Santa Clara	75-80	L
12-23-67	Santa Clara	91-46	W
12-22-70	at Santa Clara*	68-67	W
12-1-72	Santa Clara	84-73	W
12-2-72	Santa Clara	64-66	L
12-30-86	at Santa Clara#	77-66	W
12-30-94	vs. Santa Clara#	76-55	W
12-30-03	at Santa Clara#	68-66	W
12-31-04	Santa Clara	87-74	W

*Rainbow Classic

#Cable Car Classic

PEPPERDINE

Overall Series Record:	Series tied, 4-4		
BYU Record in Provo:	3-1		
BYU Record at Pepperdine:	1-3		
12-29-44	at Pepperdine	51-56	L
12-15-49	at Pepperdine*	39-45	L
12-14-85	Pepperdine ^	73-83	L
12-13-97	Pepperdine ^	53-52	W
1-5-02	at Pepperdine(OT)	79-82	L
1-2-03	Pepperdine	84-68	W
12-15-07	Pepperdine	86-67	W
11-18-08	at Pepperdine	82-53	W
*Los Angeles Invitational ^ Cougar Classic			

VIRGINIA TECH

Overall Series Record:	BYU leads 1-0		
12-29-67	vs. Virginia Tech*	97-64	W
*All College Tournament			

GONZAGA

Overall Series Record:	Series tied 1-1		
12-16-49	vs. Gonzaga*	41-46	L
3-19-11	vs. Gonzaga ^	89-67	W
*Los Angeles Invitational ^ NCAA			

PORTLAND

Overall Series Record:	BYU leads 5-0		
BYU Record in Provo:	3-0		
BYU Record in Portland:	2-0		
12-14-57	Portland	63-54	W
12-3-58	at Portland	77-72	W
11-22-06	Portland	79-50	W
12-1-07	at Portland	78-54	W
12-13-08	Portland	91-76	W



WINNING: A BYU TRADITION

BYU has one of the nation's richest basketball traditions. In fact, 84 of the Cougars' 109 seasons on the hardwoods have been winning campaigns. Since putting its first team on the floor in 1903, BYU has amassed a 1640-1005 record to rank No. 15 all-time among NCAA Division I programs in total victories. The Cougars also boast a .620 winning percentage, ranking 32nd.

But it's not just the sum of victories that has made BYU one of the nation's top hoop programs. Along the way, BYU has claimed 29 conference championships and received 36 postseason invites, including 26 NCAA Tournament appearances. The Cougars won two NIT titles (1951 and 1966) back when the NIT was considered the premier national tournament. BYU players also boast 117 all-conference and 80 All-America citations along with 45 NBA draft selections.

BYU has won conference championships in four different leagues. The first six came from the Rocky Mountain Conference and continued as BYU won five as a member of the Skyline Conference. During the Cougars' membership in the Western Athletic Conference, BYU teams won 12 conference championships. Tack on five Mountain West

Conference titles in the league's first 10 seasons, and BYU has won one-fourth of all possible conference championships.

BYU's basketball legacy is filled with many unique achievements. In 1981, the Cougars advanced to the Elite Eight when All-American Danny Ainge made what is still considered one of the NCAA Tournament's most amazing plays. Trailing Notre Dame 50-49 with eight seconds remaining, Ainge took the ball coast-to-coast, dribbling through all five Irish defenders, before lofting the game-winning finger roll just over the reach of Orlando Woolridge. Ainge received the Wooden Award and Eastman Trophy in 1981 as the nation's top player.

In 2011, All-American Jimmer Fredette led the Cougars to the Sweet 16 for the first time since the Notre Dame game in 1981. Fredette led the nation in scoring in 2010-11 with an 28.9 ppg average and earned every major Player of the Year honor, including the Naismith, Wooden and Oscar Robertson awards. Simply known as "The Jimmer" throughout the nation, Fredette gained national fame with prolific scoring outbursts, which included 15 30-point games, four 40-point games and one 52-point explosion versus New Mexico in the Mountain

West Conference tournament.

Legendary coach Stan Watts, who guided BYU to its NIT titles, was inducted into the Naismith Memorial Basketball Hall of Fame in 1986, while All-American center Kresimir Cosic became BYU's second Hall member in 1996. Turning down the opportunity to play in the NBA, Cosic returned home to Yugoslavia to pursue his passion to better-develop basketball in Europe. He earned one gold and two silver medals while playing on four Olympic teams and was the longtime coach of the Yugoslavian National Team, mentoring many future NBA players. He ended his playing career as the all-time Croatian scoring leader.

The Old Ladies Gymnasium



BY Academy Gym



The Smith Fieldhouse: Home Court 1951-71





All-American Devin Durrant was among the nation's leading scorers in 1984, averaging 27.9 points per game. He is third on BYU's all-time scoring list behind Danny Ainge and Mike Smith.

Before Cusic's arrival in Provo, the Cougars already held the distinction of being the first U.S. program to include an international player on its roster in Finland's Timo Lampen in 1958-59. BYU also boasts two of the nation's longest-standing rivalries, having first played



The 22,700-seat Marriott Center is the second-largest on-campus arena in the nation. BYU has won 79 percent of its games in the Marriott Center, including a school-record 53 straight games from 2006-2008, the nation's longest homecourt victory streak at the time.

Utah State in 1906 and Utah in 1909.

The first radio broadcast in the intermountain area took place on Feb. 17, 1940, when BYU hosted Utah State in the Old Ladies Gymnasium in Provo. BYU broke a ban on broadcasting college sports due to the clamor from fans that only 500 people could fit into the gym. Arch Madsen called the game on KOVO radio in Provo with station manager David Walker providing analysis. Home games have also been played in Springville, the old BY Academy and even on the University of Utah's home court.

BYU created a new home on campus with the construction of the George Albert Smith Fieldhouse. The Smith Fieldhouse

was home to the Cougars from 1951-1971, with 20 different all-conference players, including seven All-Americans, starring for BYU during that era. Many capacity crowds crammed inside the Fieldhouse to see Cougar basketball. With BYU's winning tradition, the then 10,000-seat arena grew too small for the increasing interest. In 1971, the Marriott Center was built, giving BYU what is still to this day one of the most intimidating arenas in college basketball.

Since opening the 22,700-seat Marriott Center, the Cougars have been among the nation's annual attendance leaders with 19 top-5 rankings, three times finishing No. 1. BYU has not disappointed its faithful, winning 79 percent of its games in the Marriott Center, including a school record 53-game home victory streak that started in 2005 and ended in 2008.

In recent history, the highest ranking a Cougar team has received in the media polls was the 1987-88 team. At one point the team was 17-0 and climbed as high as No. 2 and No. 3 in the rankings.

Had the victory streak not been snapped by a single-game cross-country trip to UAB in Birmingham, the Cougars could have easily found themselves in the No. 1 spot as the top-rated Arizona Wildcats had lost and left the door open for the Cougars to be the only undefeated team in college basketball.

Over the years, 17 coaches have guided the Cougars, 16 with winning records. Current BYU head coach Dave Rose took the helm in 2005-06 after spending eight years as an assistant under former head coach Steve Cleveland. Rose was an instrumental part of helping the Cougars restore their tradition with NCAA appearances in seven of the last ten seasons while winning six Mountain West



Rafael Araujo became BYU's 43rd NBA draft selection when he was taken No. 8 overall in the 2004 NBA Draft. The big Brazilian center led BYU to its 21st NCAA Tournament appearance in 2003-04.

Conference titles. During that time, BYU was also one of just 14 teams to have a player drafted in both the 2003 and 2004 NBA Drafts as Travis Hansen was selected in the second round in 2003 and Rafael Araujo was the No. 8 overall pick in 2004. In his five years guiding the Cougars, Dave Rose has led BYU to its first strings of five-straight NCAA Tournament bids, five-straight seasons with appearances in the national rankings and five-straight 25 win seasons. He also led the Cougars to three-straight conference titles from 2007 to 2009, the first such streak since 1932 to 1934.



Coach Dave Rose has built BYU basketball into one of the elite programs in the country. Under Rose BYU earned its first first back-to-back-to-back league titles since 1932, 1933 and 1934.



COUGARS IN CONFERENCE

BYU basketball boasts a remarkable record of conference success during its history. After earning its 28th regular-season conference championship in 2009, the Cougars moved into a tie for seventh among all NCAA Division I programs for most regular-season league titles won (see list below). Including conference tournaments, BYU has claimed a conference championship trophy (regular season or tournament) during 29 seasons. The Cougars won the 1991 WAC Tournament after a second-place regular-season finish. Other conference tournament titles in 1992 (WAC) and 2001 (MWC) have followed up regular-season rings, as was the case with conference playoff wins in 1924 and 1933 in the Rocky Mountain Conference. BYU won six Rocky Mountain Conference titles in 20 years, earned five Skyline championships in 24 years, recorded 12 WAC crowns in 37 years and has garnered MWC honors in five of the league's first 11 seasons. BYU won the in-state title against rivals Utah and Utah State during 10 of the 12 years before the Cougars first joined a conference in 1918.

NCAA – MOST REGULAR SEASON CONFERENCE TITLES WON OR SHARED

No.	School	Conference
54	Kansas	MVC, Big 8, Big 12
51	Kentucky	Southern, SEC
37	Penn	Ivy
35	North Carolina	Southern, ACC
32	Utah	Rocky Mtn, Mtn States, WAC, MWC
30	UCLA	Pac-10
29	BYU	Rocky Mtn, Mtn States, WAC, MWC
29	Connecticut	Yankee, Big East
29	Princeton	Ivy

YEAR-BY-YEAR CONFERENCE/STATE REGULAR-SEASON CHAMPIONS

State Competition

- 1906 **BYU**
- 1907 **BYU**
- 1908 **BYU**
- 1909 **BYU**
- 1910 **BYU**
- 1911 **BYU**
- 1912 **BYU**
- 1913 Utah
- 1914 **BYU**
- 1915 **BYU**
- 1916 Utah
- 1917 **BYU**

ROCKY MOUNTAIN CONFERENCE

- 1918 Utah State (West), Colorado College (East)
- 1919 Utah (W), Colorado (E)
- 1920 Colorado (E) – no west champ – influenza
- 1921 Utah (W), Colorado (E)
- 1922 **BYU** (W), Colorado College (E)
- 1923 Utah (W), Colorado College (E)
- 1924 **BYU** (W), Colorado College (E)
- 1925 **BYU** (W), Colorado College (E)
- 1926 Utah State (W), Colo St. Teacher College (E)
- 1927 Montana State (W), Colorado

College (E)

- 1928 Montana State (W), Wyoming (E)
- 1929 Montana State (W), Colorado (E)
- 1930 Montana State/Utah State (W), Colorado (E)
- 1931 Utah (W), Wyoming (E)
- 1932 **BYU**/Utah (W), Wyoming (E)
- 1933 **BYU**/Utah (W), Wyoming/CSTC (E)
- 1934 **BYU** (W), Wyoming (E)
- 1935 Utah State (W), CSTC (E)
- 1936 Utah State (W), Wyoming (E)
- 1937 Utah/Montana St. (W), Colorado/Denver (E)

MOUNTAIN STATES CONFERENCE (SKYLINE)

- 1938 Utah/Colorado
- 1939 Colorado
- 1940 Colorado
- 1941 Wyoming
- 1942 Colorado
- 1943 **BYU** (West), Wyoming (East)
- 1944 No Champion
- 1945 Utah
- 1946 Wyoming
- 1947 Wyoming
- 1948 **BYU**
- 1949 Wyoming
- 1950 **BYU**
- 1951 **BYU**
- 1952 Wyoming
- 1953 Wyoming
- 1954 Colorado A&M
- 1955 Utah
- 1956 Utah
- 1957 **BYU**
- 1958 Wyoming
- 1959 Utah
- 1960 Utah
- 1961 Utah/Colorado St.
- 1962 Utah

WESTERN ATHLETIC CONFERENCE

- 1963 Arizona State
- 1964 New Mexico/Arizona St.
- 1965 **BYU**
- 1966 Utah
- 1967 **BYU**/Wyoming

- 1968 New Mexico
- 1969 **BYU**/Wyoming
- 1970 UTEP
- 1971 **BYU**
- 1972 **BYU**
- 1973 Arizona State
- 1974 New Mexico
- 1975 Arizona State
- 1976 Arizona
- 1977 Utah
- 1978 New Mexico
- 1979 **BYU**
- 1980 **BYU**
- 1981 Utah/Wyoming
- 1982 Wyoming
- 1983 **BYU**/Utah/UTEP
- 1984 UTEP
- 1985 UTEP
- 1986 Utah/Wyoming/UTEP
- 1987 UTEP
- 1988 **BYU**
- 1989 Colorado State
- 1990 **BYU**/Colorado State
- 1991 Utah
- 1992 **BYU**/UTEP
- 1993 **BYU**/Utah
- 1994 New Mexico
- 1995 Utah
- 1996 Utah
- 1997 Utah
- 1998 Utah (Mountain)
- 1999 Utah

MOUNTAIN WEST CONFERENCE

- 2000 Utah/UNLV
- 2001 **BYU**/Utah/Wyoming
- 2002 Wyoming
- 2003 **BYU**/Utah
- 2004 Air Force
- 2005 Utah
- 2006 San Diego State
- 2007 **BYU**
- 2008 **BYU**
- 2009 **BYU**/New Mexico/Utah
- 2010 New Mexico
- 2011 **BYU**/San Diego State

BYU CONFERENCE TOURNAMENT RESULTS



At the 2011 MWC Tournament, Jimmer Fredette scored 52 points in BYU's win over New Mexico in the semi-finals.

CONFERENCE PLAYOFF SERIES

1924	Colorado College (Rocky Mtn.)	2-1 W
1925	at Colorado College (Rocky Mtn.)	0-3 L
1932	at Wyoming (Rocky Mtn.)	1-2 L
1933	Wyoming (Rocky Mtn.)	2-1 W
1934	at Wyoming (Rocky Mtn.)	0-3 L
1943	at Wyoming (Skyline)	0-3 L

WESTERN ATHLETIC CONFERENCE TOURNAMENT

3/9/84	v. New Mexico (in El Paso)	55-64	L
3/4/85	Air Force (in Provo)	79-82	L
3/6/86	v. New Mexico (in Laramie)	68-79	L
3/5/87	v. Air Force (in Alb.)	82-79 (OT)	W
3/6/87	at New Mexico	86-93	L
3/10/88	Hawaii (in Provo)	76-74	W
3/11/88	UTEP	63-66	L
3/10/89	v. Hawaii (in SLC)	69-72	L
3/8/90	v. Utah (in El Paso)	61-62 (OT)	L
3/7/91	v. CSU (in Laramie)	69-56	W
3/8/91	v. Hawaii	73-71 (OT)	W
3/9/91	v. Utah	51-49 (OT)	W
3/12/92	v. Air Force (in Ft. Collins)	72-51	W
3/13/92	v. Utah	75-62	W
3/14/92	v. UTEP	73-71	W
3/11/93	v. Hawaii (in SLC)	85-71	W
3/12/93	v. New Mexico	59-68	L
3/10/94	v. Utah (in SLC)	96-65	W
3/11/94	v. Fresno State	87-72	W
3/12/94	v. Hawaii	66-73	L
3/9/95	v. CSU (in Albuquerque)	73-75	L
3/7/96	v. CSU (in Albuquerque)	84-100	L
3/3/98	v. Tulsa (in Las Vegas)	56-59	L
3/2/99	v. TCU (in Las Vegas)	90-74	W
3/4/99	v. Utah	62-81	L

MOUNTAIN WEST CONFERENCE TOURNAMENT

3/9/00	v. New Mexico (in Las Vegas)	55-43	W
3/10/00	v. Utah	58-54	W
3/11/00	at UNLV	56-79	L
3/8/01	v. Air Force (in Las Vegas)	69-54	W
3/9/01	v. Wyoming	77-66	W
3/10/01	v. New Mexico	69-65	W
3/7/02	v. San Diego St. (in Las Vegas)	51-62	L
3/13/03	v. New Mexico (in Las Vegas)	71-56	W
3/14/03	v. Colorado State	86-80 (OT)	L
3/11/04	v. Wyoming (in Denver)	79-74	W
3/12/04	v. Utah	51-54	L
3/10/05	v. New Mexico (in Denver)	71-85	L
3/9/06	v. Utah (in Denver)	70-74	L
3/8/07	v. TCU (in Las Vegas)	77-64	W
3/9/07	v. Wyoming	96-84	W
3/10/07	at UNLV	70-78	L
3/13/08	v. Colorado St. (in Las Vegas)	89-62	W
3/14/08	v. San Diego State	63-54	W
3/15/08	at UNLV	61-76	L
3/12/09	v. Air Force (in Las Vegas)	80-69	W
3/13/09	v. San Diego State	62-64	L
3/11/10	v. TCU (in Las Vegas)	95-85	W
3/12/10	at UNLV	66-70	L
3/10/11	v. TCU	64-58	W
3/11/11	v. New Mexico	87-76	W
3/12/11	v. San Diego State	54-72	L

MWC/WAC TOURNAMENT RECORDS

Conference Tournament Record	27-24
First Round Record	16-11
Second Round Record	8-8
Championship Finals Record	3-5
WAC Tournament Record	12-13
MWC Tournament Record	15-11
Tournament Record (NEUTRAL)	26-17
Tournament Record (HOME)	1-2
Tournament Record (AWAY)	0-5

BYU CONFERENCE CHAMPIONSHIP TEAMS (29 TITLES)

1921-22

BYU won its second title in the Western Division with a 3-1 conference record, beating out rivals from the University of Utah.

1923-24

A 7-1 conference record gave the Cougars their third Western Division title. They met the Eastern Division winner, Colorado College, in the first playoff series in a decade. BYU won the series 2-1 and was crowned the undisputed Rocky Mountain Conference Champion.

1924-25

BYU repeated its championship run and once again won the Western Division title, finishing 6-2 in conference and 11-6 overall. The title was the third in four years for the Cougars. BYU once again met Colorado College in the Conference Championship Series but was swept in Colorado Springs.

1931-32

Led by sophomore Elwood Romney, a first-team all-conference selection, BYU tied with Utah for the West title and then defeated the Utes in a one-game playoff, earning the chance to meet Wyoming in the Conference Championship Series. Despite an 8-4 conference finish, the Cougars were swept by the Cowboys.

1932-33

For the second straight season, the Western Division ended in a tie between BYU and Utah. After going 9-3 in conference and 18-7 overall, the Cougars once again defeated the Utes and met Wyoming in the Championship Series. This time, BYU emerged victorious, winning 2-1 and thus winning the Conference Championship for the first time since 1924.

1933-34

The Cougars finished the season 9-3 in conference and 18-11 overall to win the Western Division title for the third year in a row. BYU once again met Wyoming in the Championship playoff series, but the Cougars were defeated 2-1.

1942-43

After switching to the Skyline Conference in 1937, the 1942-43 Cougars won their first Skyline Conference Western Division title. A 7-1 conference record earned the team the opportunity to play Wyoming in the Championship Series. However, despite the efforts of first-team all-conference selection Brady Walker, the Cougars lost to Wyoming in three straight games.

1947-48

As the conference consolidated into one division, the Cougars finished 8-2 and took first place. Joe Nelson and Randy Clark were both named first-team all-conference players. Nelson led the Skyline Conference in scoring, racking up 203 points in conference play and averaging 20.3 points per game.

1949-50

After winning the conference preseason trophy, the Cougars finished 14-6 in conference and had their first 20-win season, going 22-12. BYU was led by a talented trio consisting of Joe Nelson, Roland Minson and Mel Hutchins, each averaging over 10 points per game. All three players earned NCAA honors at season's end.

1950-51

The Cougars repeated as Skyline Conference Champions and won their third title in four years with a 15-5 record in conference and an amazing 28-9 record overall. Once again led by Roland Minson and Mel Hutchins, the Cougars were ranked as high as third nationally and went on to win the NIT. They also set a school record with a 91-point offensive showcase against Denver.

1956-57

The Cougars won their last Skyline Conference Championship in this season, finishing 11-3 in conference and 19-9 overall. Led by Tom Steinke and John Benson, who each averaged almost 20 points per game, BYU went on to finish third in the NCAA West Regionals.

1964-65

The 1964-65 team won the first WAC Championship for BYU and first conference title since 1957. The team finished the season with a 21-7 mark and was ranked sixth nationally in the final wire service poll of the season. BYU finished second to Miami (Fla.) in scoring offense. John Fairchild was named WAC Player of the Year and led the team with 21.5 points a game.

1966-67

The Cougars surprised many by winning a share of the WAC title and finishing 14-10. There were no real standouts on the team as eight players won game-high honors during the season. BYU remained undefeated for the second straight year at home.

1968-69

BYU finished the season at 17-12 and

had been picked in the preseason polls to finish third or lower. They won a first-round berth in the NCAA Tournament but lost to New Mexico State. Remarkably, six players ended the season with scoring averages in double figures.

1970-71

The Cougars finished 18-11 to grab the WAC title. They lost to eventual NCAA Champion UCLA in the NCAA Regionals. The team was led by Bernie Fryer, who averaged 19.2 points, and Steve Kelly, who scored 17.9 points per game.

1971-72

The 1971-72 season was Coach Stan Watts' final year and one of the most exciting in Cougar history. The team finished with a 21-5 record and made it to the NCAA Tournament.

1978-79

One of the most exciting aspects of the 1978-79 season was the expectation that Cougar success would carry over into the next year. The Cougars were 20-8 and were led by Danny Ainge with 18.4 points per game. Ainge moved into the top 10 in BYU scoring history after just two seasons. The Cougars made it to the first round of the NCAA Tournament.

1979-80

A record of 24-5 was the best yet for a BYU team. The Cougars had been ranked as high as No. 6 by sports writers. All the starters from the previous year returned to help defend the WAC title. Danny Ainge once again led the team with 19.1 points per game and moved into first place on the BYU all-time scoring list. The team had four future NBA players; Ainge, Devin Durrant, Fred Roberts and Greg Kite.

1982-83

Although the 1982-83 team finished in a three-way tie for the WAC championship, it was the first time in the previous five years that the Cougars did not advance to postseason play. The team's record was 15-14. Devin Durrant led BYU in scoring with 22.8 points per game. Greg Kite led the team in rebounding with 8.8 per game.

1987-88

In the 70-year history of BYU basketball, only the 1950-51 team had more victories than the 1987-88 team, and no team had a better winning percentage. The Cougars finished 26-6, winning 17 games in a row to start the year, a BYU basketball record. The team was led by All-American Michael Smith who

averaged 21.2 points and 7.8 rebounds per game.

1989-90

The Cougars went 21-9 and exceeded all expectations by winning the WAC title. The team was projected to finish sixth. They went on to lose a heart-breaker in the NCAA East Regional to Clemson 49-47. It was Roger Reid's first year as head coach. Marty Haws led the team in scoring with 18.5 points and 4.1 assists per game. Andy Toolson averaged 18.3 points per game.

1990-91 (Tournament)

With a 21-13 record, BYU finished in second place during the regular season in the WAC but went on to win the WAC Tournament and then advanced to the second round of the NCAA Tournament. Freshman Shawn Bradley led the nation in blocked shots with 177 and averaged 14.8 points a game. Steve Schreiner scored 14.2 points per game.

1991-92

Few thought at the beginning of the season that BYU would finish the season 25-7 and win the WAC. The Cougars went on to defeat UTEP in dramatic fashion at the WAC Tournament thanks to a 54-foot buzzer-beater by Kevin Nixon. The Cougars ran into Shaq and LSU in the first round of the NCAA Tournament to end the season. Gary Trost led the team in scoring with 14.2 points per game.

1992-93

The Cougars posted a 25-9 record, including 15-1 in the WAC, which tied the conference record for most wins. Nick Sanderson set a school record for three-point attempts in a season with 209. Russell Larson set a new school record in field-goal percentage at .631. Gary Trost led the team in scoring for the second straight year with 15.2 points per game. BYU lost to Kansas in the second round of the NCAA Tournament.

2000-01

BYU finished 24-9 while earning its first conference tournament title since 1992, its first regular-season championship since 1993 and its first NCAA bid since 1995. The Cougars went 10-4 in Mountain West Conference play to earn a three-way share of the title with Utah and Wyoming. BYU won the MWC Tournament and earned the automatic bid to the NCAA Tournament with wins over Air Force, Wyoming and New Mexico at the Thomas & Mack Center in Las Vegas. BYU, the 12th seed, lost its first round NCAA game at Cox Arena in San Diego to No. 5-seed Cincinnati.

2002-03

BYU claimed a share of the Mountain West Conference regular-season title and an NCAA bid for the second time in three years. Playing among the nation's toughest schedules, including 11 different conferences on its non-league slate, the Cougars finished the year 23-9 overall and earned their 26th conference title, going 11-3 in MWC games along with Utah. BYU Coach Steve Cleveland was named the MWC Coach of the Year, and senior guard Travis Hansen was one of two consensus first-team All-MWC players and the MWC's Co-Defensive Player of the Year. The Cougars had the MWC's top defense and also won the preseason Paradise Jam title in St. Thomas, U.S. Virgin Islands. Hansen led the team in scoring (16.8) and blocks (20) and was second in assists (2.4) and rebounds (4.8).

2006-07

BYU's second season under head coach Dave Rose not only improved upon his impressive inaugural campaign but also proved to be one of the best seasons a Cougar team has ever achieved in the program's 105-year history. After becoming the second-most improved team in the nation in Rose's first season at BYU, the Cougars responded in his second year with a 25-9 resume that included the program's first outright league championship since 1988, its first national top-25 ranking since 1993, its first season sweep over rival Utah since 1994 and its first NCAA Tournament invitation since 2004, including its highest seed since 1995. On the record books at BYU, only two teams (1951 -- 28 wins; 1988 -- 26 wins) won more games in a season than the 25 victories achieved by the Cougars in 2006-07. BYU defeated three nationally ranked teams in the process and earned a national ranking (No. 24) in the final Associated Press Top 25 Poll, something a Cougar team hasn't done since 1988.

2007-08

The Dave Rose-guided Cougars went 27-8 to win the second-most games in school history while becoming the first outright back-to-back Mountain West Conference Champions in league history. The team also achieved BYU's first consecutive appearances in the Top 25 polls since the 1980-81 and 1981-82 seasons and earned the program's first victory over a top-6 ranked team since 1965 with its triumph over Rick Pitino's sixth-rated Louisville Cardinals. The Cougars won the MWC regular-season title by two games over UNLV with an MWC-record 14-2 resume to finish the regular season with a school-record 25

regular-season victories. The consecutive outright league titles were the first for BYU since Danny Ainge played for the Cougars in 1978-79 and 1979-80. The conference crown was also BYU's 27th overall to rank the Cougars ninth all-time among all Division I programs.

2008-09

By capturing a share of the 2009 MWC regular season title, BYU became the first program in league history to win three-straight titles — a feat accomplished only one other time in program history, from 1932 to 1934. Heading into the final three games of the regular season BYU trailed league leader Utah by two games in the standings. The Cougars knocked off rival Utah at home before winning at Wyoming to pull into a tie for first. BYU downed Air Force in a hard-fought battle at home in the finale to claim a share of the title. At 25-8 the Cougars won at least 25 games for the third-straight season and appeared in the polls for a third-straight year for the first time since 1979-80, 1980-81 and 1981-82. With a 12-4 league mark BYU increased its all-time lead to 99 MWC wins and Dave Rose added to his total of 51 — third all-time in the MWC. Rose is the league's all-time leader in winning percentage (.797).

2010-11

Led by the National Player of Year in Jimmer Fredette and BYU's all-time steals leader Jackson Emery, the Cougars set numerous program records while capturing a share of the MWC regular season title. With an overall record of 32-5, BYU set team records for wins, winning percentage (.864) and wins away from home (19 total, 10 road and nine neutral). Fredette led the nation in scoring at 28.9 points per game and set the BYU single game (52 points vs. New Mexico), single season (1,068 points) and career (2,599 points) scoring records while Emery set the season (101) and career (249) steals records. BYU was ranked in the top 25 throughout the season and enjoyed nine-consecutive weeks ranked in the top 10. The Cougars swept San Diego State (ranked No. 4 and No. 6 at the time of the matchups) in the regular season to secure a share of the league title with a 14-2 mark. The Cougars earned a No. 3 seed in the NCAA Tournament and advanced to the Sweet 16 for the first time since 1981.



1902-03

Record: 4-5
Home: 2-3
Road: 2-2
Long Win Streak: 3
Long Loss Streak: 2
Coach: W.A. Colton

DATE	OPPONENT	SCORE	W/L
F 6	at LDSU	7-47	L
F 14	BY College	13-17	L
F 21	Weber Academy	30-18	W
F 27	at Weber Academy	17-16	W
F 28	at BY College	20-17	W
M 7	LDSU	13-23	L
M 21	at LDSU	13-30	L
M 28	Univ. of Colorado	23-15	W
A 2	Univ. of Colorado	10-16	L

1903-04

Record: 3-3
Home: 1-2
Road: 2-1
Long Win Streak: 2
Long Loss Streak: 2

DATE	OPPONENT	SCORE	W/L
J 9	Salt Lake H.S.	38-8	W
J 16	LDSU	17-22	L
J 22	at Weber Academy	43-13	W
J 23	at BY College	18-9	W
F 6	BY College	17-18	L
F 19	at LDSU	20-27	L

1904-05

Record: 9-3
Home: 5-1
Road: 4-2
Long Win Streak: 7
Long Loss Streak: 1

DATE	OPPONENT	SCORE	W/L
J 21	at A.F. Apollos	NS	L
J 28	LDSU	51-7	W
F 3	at State Deaf School	64-6	W
F 4	at BY College	22-14	W
F 10	A.F. Apollos	NS	W
F 11	BY College	19-12	W
F 18	Weber Academy	30-10	W
F 24	at LDSU	NS	W
F 25	at Weber Academy	14-16	L
M 4	State Deaf School	NS	W
M 4	at A.F. Apollos	10-7	W
M 25	Wheaton Col. (Ill.)	27-35	L

1905-06

Record: 11-1
Home: 6-1
Road: 5-0
Long Win Streak: 6
Long Loss Streak: 1
Coach: C.T. Teetzel

DATE	OPPONENT	SCORE	W/L
J 13	LDSU	25-12	W
J 19	Weber Academy	NS	W
J 27	State Deaf School	62-4	W
F 9	at Weber Academy	15-11	W
F 10	at State Deaf School	NS	W
F 13	Chicago YMCA	14-22	L
F 16	at LDSU	19-17	W
F 23	at Utah State	21-14	W
F 24	at BY College	20-18	W
M 2	Minn. Red Wings	20-18	W
M 3	Utah State	19-11	W
M 17	BY College	20-19	W

1906-07

Record: 7-3
Home: 5-1
Road: 2-1
Neutral: 0-1
Long Win Streak: 3
Long Loss Streak: 1
Coach: C.T. Teetzel

DATE	OPPONENT	SCORE	W/L
J 19	Weber Academy	72-9	W
J 26	BY College (OT)	26-24	W
F 1	at LDSU	32-29	W
F 7	Chicago Crescents	21-24	L
F 16	Utah State	44-11	W
F 23	!Weber Academy	2-0	W
M 1	at Utah State	23-12	W



FRED BENNION
Years: 1908-10 (2)
Record: 16-6 (.727)

M 2	at BY College	16-19	L
M 8	LDSU	30-19	W
M 16	v. BY State (OT)	24-27	L

1907-08

Record: 4-2
Home: 3-1
Road: 1-1
Long Win Streak: 4
Long Loss Streak: 1
Coach: C.T. Teetzel

DATE	OPPONENT	SCORE	W/L
J 17	at BY College	14-16	L
J 18	at Utah State	29-16	W
J 25	LDSU (OT)	20-19	W
F 1	Utah State	43-19	W
F 15	LDSU	26-25	W
F 22	BY College	22-27	L

1908-09

Record: 7-4
Home: 4-2
Road: 3-2
Long Win Streak: 4
Long Loss Streak: 3
Coach: Fred Bennion

DATE	OPPONENT	SCORE	W/L
D 12	YMCA	23-29	L
J 9	at YMCA	17-31	L
J 16	at LDSU	16-30	L
J 23	Utah	32-9	W
J 30	BY College	35-21	W
F 6	Utah State	37-11	W
F 20	LDSU	28-33	L
F 22	Oregon	26-24	W
F 26	at Utah State	37-13	W
F 27	at BY College	34-27	W
M 5	at Utah	40-27	W

1909-10

Record: 9-2
Home: 5-1
Road: 4-1
Long Win Streak: 8
Long Loss Streak: 1
Coach: Fred Bennion

DATE	OPPONENT	SCORE	W/L
J 8	YMCA	28-26	W
J 14	at BY College	33-13	W
J 15	at Utah State	40-20	W
J 22	BY College	42-14	W
F 5	at Utah	31-27	W
F 11	Utah	31-17	W
F 12	at LDSU	29-21	W
F 18	Utah State	47-31	W
F 22	YMCA	21-26	L
F 25	LDSU	47-12	W
F 26	at YMCA	13-23	L

1910-11

Record: 8-0
Home: 5-0
Road: 3-0
Long Win Streak: 8
Coach: Henry Rose

DATE	OPPONENT	SCORE	W/L
J 7	at Snow Academy	45-25	W
J 14	Alumni	32-22	W
J 21	YMCA	41-17	W
J 28	Utah	47-27	W
F 4	at Utah State	29-19	W
F 18	Utah State	37-21	W
F 25	at Utah	33-26	W
F 27	Hamilton, Wisc.	27-26	W

1911-12

Record: 7-0
Home: 5-0
Road: 2-0
Long Win Streak: 7
Coach: E.L. Roberts

DATE	OPPONENT	SCORE	W/L
J 13	Alumni	40-19	W
J 20	BY College	48-20	W
J 27	LDSU	51-12	W
F 3	Utah State	36-17	W
F 9	at Utah State	37-16	W
F 17	at Utah	36-25	W
M 2	Utah	32-25	W

1912-13

Record: 7-3
Home: 5-2
Road: 2-1
Long Win Streak: 5
Long Loss Streak: 2
Coach: E.L. Roberts

DATE	OPPONENT	SCORE	W/L
D 14	Weber Academy	48-34	W
J 11	Alumni	61-26	W
J 18	LDSU	34-20	W
J 25	Burlington (S.L.)	49-17	W
F 1	BY College	40-29	W
F 8	Utah	31-49	L
F 14	at BY College	28-26	W
F 15	at Utah State	33-23	W
F 22	at Utah (OT)	26-29	L
M 1	Utah State	20-29	L

1913-14

Record: 8-2
Home: 6-0
Road: 2-2
Long Win Streak: 4
Long Loss Streak: 1
Coach: E.L. Roberts

DATE	OPPONENT	SCORE	W/L
J 10	S.L. Hardware	53-18	W
J 17	Deseret Business	44-13	W
J 31	BY College	43-23	W
F 5	Montana State	67-14	W
F 14	at Utah	23-36	L
F 21	Utah State	41-21	W
F 28	Utah	32-24	W
M 6	at Utah State	28-19	W
M 7	at BY College	22-15	W
M 9	at Oneida Academy	25-26	L



E.L. ROBERTS
Years: 1911-20, 25-28 (12)
Record: 87-49 (.640)

1914-15

Record: 6-2
Home: 4-0
Road: 2-2
Long Win Streak: 6
Long Loss Streak: 1
Coach: E.L. Roberts

DATE	OPPONENT	SCORE	W/L
J 15	at Apollis	23-27	L
J 16	Apollis	35-25	W
J 30	BY College	37-32	W
F 13	Utah State	29-21	W
F 20	Utah	29-28	W
F 26	at Utah State	31-23	W
F 27	at BY College	24-18	W
M 12	at Utah	20-38	L

1915-16

Record: 3-3
Home: 3-1
Road: 0-2
Long Win Streak: 2
Long Loss Streak: 2
Coach: E.L. Roberts

DATE	OPPONENT	SCORE	W/L
J 15	Springville H.S.	44-17	W
F 4	at Utah	26-41	L
F 12	Utah State	42-17	W
F 19	Iola (KS) YMCA	70-25	W
F 26	at Utah State	23-37	L
M 4	Utah	30-38	L

1916-17

Record: 14-2
Home: 8-0
Road: 3-1
Neutral: 3-1
Long Win Streak: 14
Long Loss Streak: 1
Coach: E.L. Roberts

DATE	OPPONENT	SCORE	W/L
D 13	at Springville H.S.	19-20	L
J 6	BY H.S.	50-20	W
J 13	West H.S.	42-24	W
J 20	Springville H.S.	61-24	W
J 27	LDSU	38-19	W
J 29	Chicago Cres.	51-9	W
F 3	at BY College	84-37	W
F 10	Utah	38-32	W
F 17	Utah State	43-22	W
F 23	at Utah	54-33	W
M 3	Alumni	50-19	W
M 8	at Utah State	34-27	W
M 14	#Brown-King (SL)	52-21	W
M 15	#NW Normal (OK)	35-24	W
M 16	#Seward Park Bro.	27-16	W
M 17	#Illinois AC	14-27	L

1917-18

Record: 5-3
Conference: 1-1, T2nd RMC
Home: 3-2
Road: 2-1
Long Win Streak: 2
Long Loss Streak: 1
Coach: E.L. Roberts

DATE	OPPONENT	SCORE	W/L
N 29	at Lehi H.S.	30-34	L
J 12	BY H.S.	40-28	W
J 19	Lehi H.S.	67-30	W
J 25	BY College (OT)	32-36	L
F 1	Hinckley Acad.	58-28	W
F 9	Utah	21-27	L
F 11	at Amer. Fork H.S.	48-35	W
F 23	at Utah	38-28	W

1918-19

Record: 5-3
Conference: 1-3, 3rd RMC
Home: 4-2
Road: 1-1
Long Win Streak: 4
Long Loss Streak: 2
Coach: E.L. Roberts

DATE	OPPONENT	SCORE	W/L
	Pl. Grove H.S.	58-19	W
	Lehi H.S.	72-14	W
	Springville H.S.	46-19	W

F 6	at Sp. Fork H.S.	87-18	W
F 7	at Utah	22-50	L
F 15	BY College	50-24	W
M 1	Utah State	23-26	L
M 8	Utah	21-31	L

1919-20

Record: 4-2
Conference: 0-2, T3rd RMC
Home: 2-0
Road: 2-2
Long Win Streak: 4
Long Loss Streak: 2
Coach: E.L. Roberts

DATE	OPPONENT	SCORE	W/L
J 9	at Springville H.S.	34-19	W
J 10	BY H.S.	49-32	W
J 21	at A.F. Legion	56-34	W
J 24	Lehi Legion	47-20	W
J 31	at Utah State	27-55	L
M 4	at Utah	30-41	L

1920-21

Record: 10-2
Conference: 2-2, 2nd RMC
Home: 9-0
Road: 1-2
Long Win Streak: 10
Long Loss Streak: 1
Coach: Alvin Twitchell

DATE	OPPONENT	SCORE	W/L
	at Lehi Legion	16-39	L
	Utah AA	33-29	W
	BY H.S.	56-23	W
	Alumni	29-25	W
	P.G. High	43-14	W
	Alumni	29-25	W
	Provo Legion	36-30	W
J 22	Utah	22-16	W
F 5	at Utah State	43-45	W
	Provo Legion	31-25	W
F 26	Utah State	30-28	W
M 5	at Utah	16-29	L

1921-22

Record: 9-3
Conference: 3-1, 1st RMC
Home: 6-2
Road: 3-1
Long Win Streak: 6
Long Loss Streak: 1
Coach: Alvin Twitchell

DATE	OPPONENT	SCORE	W/L
	Provo Legion	24-36	L
	Provo Legion	35-24	W
	WAA	28-31	L
	Lehi H.S.	47-23	W
	BYU Frosh	32-22	W
	at Lehi H.S.	26-23	W
	at A.F. Legion	44-24	W
	A.F. Legion	36-10	W
F 3	Utah	29-16	W
F 11	Utah State	39-22	W
F 25	at Utah	32-27	W
M 3	at Utah State	34-36	L

1922-23

Record: 7-5
Conference: 4-4, T2nd RMC
Home: 6-1
Road: 1-4
Long Win Streak: 6
Long Loss Streak: 5
Coach: Alvin Twitchell

DATE	OPPONENT	SCORE	W/L
J 4	at Carbon Co. H.S.	51-25	W
J 13	BY H.S.	24-17	W
J 20	West H.S.	44-20	W
J 24	Provo H.S.	30-20	W
J 26	Utah	36-29	W
J 27	Utah	25-19	W
F 2	at Utah State	19-55	L
F 3	at Utah State	30-36	L
F 16	at Utah	33-35	L
F 17	at Utah	18-24	L
F 23	Utah State	22-23	L
F 24	Utah State	37-26	W

1923-24

Record: 14-4



ALVIN TWITCHELL
Years: 1920-25 (5)
Record: 50-20 (.714)

Conference: 6-2, 1st RMC
Home: 9-4
Road: 5-0
Long Win Streak: 5
Long Loss Streak: 1
Coach: Alvin Twitchell

DATE	OPPONENT	SCORE	W/L
	at Nephi H.S.	NS	W
	Wasatch H.S.	38-21	W
	Colorado	36-39	L
J 10	Colorado Col.	40-38	W
J 11	Colorado Col. (OT)	32-25	W
J 12	Colorado Col.	34-38	L
J 12	LDSU	35-18	W
J 18	Idaho AC	39-25	W
J 18	Nephi H.S.	38-21	W
J 25	at Utah	36-26	W
J 26	at Utah	27-33	L
J 29	Colorado Tch. Col.	34-31	W
J 30	Colorado Tch. Col.	36-43	L
F 8	Utah State	38-21	W
F 15	Utah	37-22	W
F 16	Utah	34-32	W
F 22	at Utah State	30-27	W
F 23	at Utah State	32-25	W

1924-25

Record: 10-6
Conference: 7-1, 1st RMC
Home: 2-0
Road: 2-2
Long Win Streak: 4
Long Loss Streak: 2
Coach: Alvin Twitchell

DATE	OPPONENT	SCORE	W/L
J 9	Nephi H.S.	44-20	W
J 10	Provo H.S.	31-24	W
J 17	Apex	34-22	W
J 23	at Utah State	29-26	W
J 24	at Utah State	22-42	L
F 6	Utah	33-35	L
F 7	Utah	42-25	W
F 13	Utah State	48-36	W
F 14	Utah State	24-23	W
F 20	Western State	54-18	W
F 21	Western State	55-27	W
F 27	at Utah	24-36	L
F 28	at Utah	41-36	W
M 19	at Colorado Col.	32-41	L
M 20	at Colorado Col.	34-42	L
M 21	at Colorado Col.	25-39	L

1925-26

Record: 11-5
Conference: 7-5, 2nd RMC
Home: 7-3
Road: 4-2
Long Win Streak: 4
Long Loss Streak: 3
Coach: E.L. Roberts

DATE	OPPONENT	SCORE	W/L
J 6	SE College (OK)	40-21	W
J 14	Apex	33-31	W
J 22	at Utah	22-21	W
J 23	at Utah	35-31	W

ALL-TIME SEASON RESULTS



J 29	Utah State	31-49	L
J 30	Utah State	36-32	W
F 5	at Montana State	18-41	L
F 6	at Montana State	31-36	L
F 12	Utah	34-39	L
F 13	Utah	37-24	W
F 19	at Western State	53-22	W

J 27	at Utah	37-30	W
J 28	at Utah	35-31	W
F 10	Utah State	49-34	W
F 11	Utah State	31-39	L
F 17	Utah	25-31	L
F 18	Utah	26-31	L
F	at Utah State	41-52	L
F	at Utah State	42-48	L
M	at Montana State	44-69	L
M	at Montana State	41-57	L

1930-31

Record: 20-13
 Conference: 7-5, T2nd RMC
 Home: 8-3
 Road: 12-10
 Long Win Streak: 4
 Long Loss Streak: 3
 Coach: G. Ott Romney

DATE	OPPONENT	SCORE	W/L
N 29	Alumni	57-49	W
D 5	Deseret News Academy	63-30	W
D 6	Alumni	80-68	W
D 11	at Rock Springs Academy	47-50	L
D 12	at Wyoming	36-37	L
D 13	at Wyoming	46-42	W
D 15	at Colo. St. College	42-29	W
D 17	at Henry's (Wichita)	29-61	L
D 19	at Butler	34-45	L
D 20	at Ill. Wesleyan	34-33	W
D 22	at Marquette	31-35	L
D 26	at John Carroll	58-27	W
D 27	at Western Reserve	42-27	W
D 29	at Michigan State	28-29	L
D 30	at Chicago	38-35	W
D 31	at St. Louis	37-32	W
J 1	at Wittenberg	36-43	L
J 3	at Cincinnati	41-27	W
J 5	Nebraska	55-44	W
J 8	Henry's (Wichita)	45-52	L
J 12	Montana State	63-52	W
J 13	Montana State (OT)	54-50	W
J 23	Utah (OT)	51-52	L
J 24	Utah	43-45	L
J 30	at Utah State	59-61	L
J 31	at Utah State	45-39	W
F 6	at Montana State	27-42	L
F 7	at Montana State	53-41	W
F 9	at Idaho State	76-34	W
F 20	Utah State	61-51	W
F 21	Utah State	53-40	W
F 27	at Utah	39-49	L
F 28	at Utah	57-49	W

1931-32

Record: 20-12
 Conference 8-4, T1st RMC
 Home: 11-3
 Road: 8-9
 Neutral: 1-0
 Long Win Streak: 5
 Long Loss Streak: 3
 Coach: G. Ott Romney

DATE	OPPONENT	SCORE	W/L
N 26	Utah St. Alumni	62-51	W
N 27	Utah Alumni	55-33	W
N 28	Alumni	58-36	W
D 4	Gila College	50-23	W
D 5	Gila College	52-28	W
D 11	at Wisconsin	16-32	L
D 12	at Loyola (Ill.)	30-35	L
D 14	at Marquette	39-32	W
D 15	at Iowa State	28-47	L
D 17	at Nebraska	31-27	W
D 19	at Creighton	36-41	L
D 21	at Wyoming	47-57	L
D 22	at Wyoming	31-61	L
D 28	Olson's Swedes	35-25	W
J 7	Henry's (Wichita)	43-30	W
J 8	Henry's (Wichita)	39-22	W
J 15	at Utah	44-36	W
J 16	at Utah	39-40	L
J 22	Utah State (OT)	45-47	L
J 23	Utah State	40-37	W
J 29	at Montana State	36-23	W
J 30	at Montana State	37-22	W
F 5	Utah	32-35	L
F 6	Utah	43-34	W
F 15	Montana State	48-26	W
F 16	Montana State	42-43	L
F 26	at Utah State	39-32	W
F 27	at Utah State	63-50	W
M 1	vs. Utah	35-33	W
M 3	at Wyoming	33-37	L
M 4	at Wyoming	28-29	L
M 5	at Wyoming	38-22	W

1932-33

Record: 20-7
 Conference: 9-3, 1st RMC
 Home: 9-4
 Road: 10-3
 Neutral: 1-0

1928-29

Record: 20-10
 Conference: 6-6, T2nd, RMC
 Home: 10-5
 Road: 10-4
 Neutral: 0-1
 Long Win Streak: 8
 Long Loss Streak: 2
 Coach: G. Ott Romney

DATE	OPPONENT	SCORE	W/L
D 8	Alumni	36-48	L
D 8	Vico Oil	38-37	W
D 14	Dixie College	34-24	W
D 14	Snow College	41-26	W
D 17	Colorado St. Col.	47-39	W
D 18	at Arthur Academy	42-60	L
D 26	v. North Dakota	50-53	L
D 28	North Dakota	42-26	W
D 29	North Dakota	31-30	W
J 2	at Los Angeles Academy	32-23	W
J 3	at Alhambra Academy	33-26	W
J 4	at Hollywood Academy	49-44	W
J 5	at Pacific Coast Academy	41-28	W
J 7	at Las Vegas Academy	42-26	W
J 9	Phillips	40-30	W
J 10	Phillips	38-51	L
J 18	Utah	41-38	W
J 19	Utah	49-45	W
J 23	at Montana Normal	77-25	W
J 24	at Montana Mines	29-25	W
J 25	at Montana State	36-72	L
J 26	at Montana State	37-67	L
F 1	at Utah State	53-45	W
F 2	at Utah State	46-34	W
F 8	at Utah	41-56	L
F 9	at Utah	53-37	W
F 18	Montana State	42-70	L
F 19	Montana State	57-66	L
M 1	Utah State	49-45	W
M 2	Utah State	50-52	L

1929-30

Record: 23-7
 Conference: 6-6, 3rd RMC
 Home: 12-2
 Road: 11-5
 Long Win Streak: 9
 Long Loss Streak: 2
 Coach: G. Ott Romney

DATE	OPPONENT	SCORE	W/L
D 4	38th Infantry	55-26	W
D 4	College All-Stars	63-44	W
D 11	Alumni	63-45	W
D 16	Wyoming	47-25	W
D 18	Wyoming	51-38	W
D 21	at UCLA	47-40	W
D 23	at UCLA	43-47	L
D 26	at Los Angeles	43-39	W
D 27	at Pacific Coast Acad.	34-33	W
D 28	at Hollywood Academy	79-50	W
D 30	at Occidental	47-43	W
J 2	at San Bernardino JC	49-23	W
J 3	at Dixie College	36-32	W
J 4	at Snow College	41-28	W
J 10	Nevada-Reno	44-26	W
J 11	Nevada-Reno	46-35	W
J 17	Utah State	37-39	L
J 18	Utah State	53-37	W
J 24	Montana State	43-69	L
J 25	Montana State	45-42	W
J 31	at Utah	49-53	L
F 1	at Utah	30-38	L
F 7	at Montana State	47-41	W
F 8	at Montana State	39-70	L
F 10	at Idaho State	51-33	W
F 14	at Utah State	49-36	W
F 15	at Utah State	41-55	L
F 21	Montana Miners	56-37	W
F 28	Utah	56-31	W
M 1	Utah	59-42	W



G. OTT ROMNEY
 Years: 1928-35 (7)
 Record: 139-71 (.662)

F 20	at Western State	38-30	W
F 26	Utah State	52-43	W
F 27	Utah State	34-36	L
M 3	Montana State	52-33	W
M 4	Montana State	36-20	W

1926-27

Record: 5-14
 Conference: 1-11, 4th RMC
 Home: 4-8
 Road: 1-5
 Long Win Streak: 1
 Long Loss Streak: 6
 Coach: E. L. Roberts

DATE	OPPONENT	SCORE	W/L
D 18	Dixie College	40-25	W
D 29	at Hinckley Academy	15-35	L
J 7	BY H.S.	22-24	L
J 8	BY H.S.	44-22	W
J 14	Arthur Academy	40-42	L
J 15	Alumni	47-33	W
J 21	at Utah State	47-50	L
J 22	at Utah State	34-62	L
J 28	Utah	39-42	L
J 29	Utah	35-37	L
F 4	at Montana State	37-64	L
F 5	at Montana State	33-49	L
F 12	Apex	50-22	W
F 18	Montana State	20-43	L
F 19	Montana State	38-53	L
F 25	at Utah	31-34	L
F 26	at Utah (OT)	40-34	W
M 4	Utah State	38-44	L
M 5	Utah State	35-42	L

1927-28

Record: 13-10
 Conference: 3-9, 4th RMC
 Home: 7-6
 Road: 6-4
 Long Win Streak: 9
 Long Loss Streak: 7
 Coach: E. L. Roberts

DATE	OPPONENT	SCORE	W/L
D 10	Arthur Academy	41-39	W
D 17	Oregon State	22-37	L
D 22	Ricks College	53-31	W
D 28	at Milford Academy	42-41	W
D 29	at Branch Academy	59-22	W
D 30	at Dixie College	30-24	W
D 31	at Dixie College	32-25	W
J 7	Branch AC	53-27	W
J 13	Milford AC	45-39	W
J 14	Milford Academy	45-34	W
J 14	Alumni	47-33	W
J 20	Montana State	41-43	L
J 21	Montana State	37-43	L

Long Win Streak: 6
 Long Loss Streak: 2
 Coach: G. Ott Romney

DATE	OPPONENT	SCORE	W/L
D 8	Alumni	47-26	W
D 8	Alumni	43-35	W
D 16	at Western State	58-20	W
D 17	at Western State	49-41	W
D 19	at Colo. St. College	38-33	W
D 20	at Colo. St. College	46-36	W
D 21	at Den. Piggy Wiggly	20-41	L
D 22	at Colorado College	43-30	W
D 23	at Colorado College	55-34	W
J 5	Henry's (Wichita)	30-47	L
J 6	Olson's Swedes	31-32	L
J 13	Utah	40-27	W
J 14	Utah	33-34	L
J 20	at Montana State	53-38	W
J 21	at Montana State	33-26	W
J 27	at Utah State	33-40	L
J 28	at Utah State	59-44	W
F 6	Montana State	42-29	W
F 7	Montana State	53-27	W
F 17	at Utah	43-42	W
F 18	at Utah	36-50	L
F 24	Utah State	37-30	W
F 25	Utah State	48-36	W
M 4	vs. Utah	43-26	W
M 9	Wyoming	25-35	L
M 10	Wyoming	37-33	W
M 11	Wyoming	41-39	W

1933-34

Record: 18-12
 Conference: 9-3, 1st RMC
 Home: 10-2
 Road: 8-8
 Neutral: 0-2
 Long Win Streak: 8
 Long Loss Streak: 4
 Coach: G. Ott Romney

DATE	OPPONENT	SCORE	W/L
D 6	Clark's Ins.	56-38	W
D 6	Alumni	56-51	W
D 11	Ogden Boosters	30-31	L
D 13	Denver Academy	47-50	L
D 18	Colorado College	43-27	W
D 19	Granite Mart	56-35	W
D 21	vs. Ogden Boosters	26-36	L
D 22	vs. S. California	33-36	L
D 26	at Den. Piggy Wiggly	25-49	L
D 27	at Denver	43-38	W
D 28	at Denver AC	36-35	W
D 29	at Colorado Col.	31-38	L
D 30	at Western State	51-42	W
J 1	at Western State	54-32	W
J 2	at Cook's Sp. Goods	59-26	W
J 12	Utah State	57-34	W
J 13	Utah State	42-35	W
J 19	Montana State	48-31	W
J 20	Montana State	52-37	W
J 26	at Utah	41-37	L
J 27	at Utah	30-43	L
F 9	Utah	45-31	W
F 10	Utah	40-28	W
F 16	at Utah State	48-37	W
F 17	at Utah State	35-43	L
F 23	at Montana State	44-30	W
F 24	at Montana State	23-32	L
M 8	at Wyoming	38-43	L
M 9	at Wyoming (OT)	44-47	L
M 10	at Wyoming	34-43	L

1934-35

Record: 18-10
 Conference: 6-6, 2nd RMC
 Home: 14-4
 Road: 3-6
 Neutral: 1-0
 Long Win Streak: 11
 Long Loss Streak: 4
 Coach: G. Ott Romney

DATE	OPPONENT	SCORE	W/L
N 21	Alumni	68-51	W
N 21	Alumni	51-53	L
N 30	Gibbs Ins.	65-26	W
N 30	Alumni	34-40	L
D 5	Pinney Beverage	49-33	W
D 10	CYO	63-37	W
D 13	Denver AC	29-36	L
D 20	at Creighton	48-38	W

D 21	at Colo. St. Col.	56-22	W
D 22	at Denver AC	33-41	L
D 28	Colorado St. Col.	46-35	W
D 29	vs. Colo. St. Col.	66-49	W
J 4	Branch AC	68-35	W
J 4	Dixie College	56-31	W
J 5	Branch AC	51-38	W
J 5	Dixie College	70-34	W
J 11	Utah	54-25	W
J 12	Utah	56-53	W
J 18	Montana State	62-28	W
J 19	Montana State	55-32	W
J 25	at Utah State	39-38	W
J 26	at Utah State	27-41	L
F 8	Utah State (OT)	47-48	L
F 9	Utah State	40-39	W
F 15	at Utah (OT)	46-50	L
F 16	at Utah	43-52	L
F 22	at Montana State	41-53	L
F 23	at Montana State	46-56	L

1935-36



EDWIN R. KIMBALL
 Years: 1935-36, 38-41 (4)
 Record: 59-38 (.608)

Record: 16-9
 Conference: 6-6, 2nd RMC
 Home: 9-3
 Road: 7-6
 Long Win Streak: 7
 Long Loss Streak: 4
 Coach: Edwin R. Kimball

DATE	OPPONENT	SCORE	W/L
D 7	Alumni	72-52	W
D 13	Taylor Bros.	75-45	W
D 16	at Denver	45-49	L
D 17	at Nebraska	34-53	L
D 18	at Hastings	54-30	W
D 19	at Creighton	43-36	W
D 20	at Colorado Col.	38-41	L
D 21	at Colorado Col.	61-45	W
D 24	at Drake	63-38	W
D 28	Nebraska	46-39	W
D 30	Fresno State	63-54	W
D 31	Fresno State	72-41	W
J 4	Pac. States Pipe	75-16	W
J 10	at Montana State	45-40	W
J 11	at Montana State	40-42	L
J 17	Utah	42-34	W
J 18	Utah	47-42	W
J 27	Montana State	63-31	W
J 28	Montana State	39-42	L
F 7	Utah State	35-36	L
F 8	Utah State	33-37	L
F 14	at Utah	35-36	L
F 15	at Utah	37-36	W
F 21	at Utah State	39-32	W
F 22	at Utah State	41-51	L

1936-37

Record: 17-10
 Conference: 5-7, T3rd RMC
 Home: 8-3
 Road: 8-6
 Neutral: 1-1
 Long Win Streak: 7
 Long Loss Streak: 4
 Coach: Fred "Buck" Dixon

DATE	OPPONENT	SCORE	W/L
D 5	Alumni	40-29	W
D 5	Alumni	58-31	W
D 11	Idaho State	30-24	W
D 12	Idaho State	34-35	L
D 18	vs. Western State	43-42	W
D 19	vs. Western State	39-42	L
D 21	Western State	66-35	W
D 30	at Loyola (Cal.)	32-35	L
J 2	at La Verne	66-21	W
J 4	at Fresno State	38-30	W
J 5	at Fresno State	45-44	W
J 6	at UC-Davis	38-28	W
J 7	at UC-Davis	33-32	W
J 8	at Nevada	42-38	W
J 9	at Nevada	36-24	W
J 15	Utah State	31-40	L
J 16	Utah State	49-35	W
J 22	Montana State	38-32	W
J 23	Montana State	42-37	W
J 29	at Utah	30-45	L
J 30	at Utah	40-41	L
F 5	at Montana State	33-71	L
F 6	at Montana State	45-55	L
F 12	at Utah State	55-45	W
F 13	at Utah State	38-47	L
F 19	Utah	35-43	L
F 20	Utah	36-31	W

1937-38

Record: 8-13
 Conference: 4-8, 5th SC
 Home: 7-6
 Road: 1-7
 Long Win Streak: 3
 Long Loss Streak: 4
 Coach: Fred "Buck" Dixon

DATE	OPPONENT	SCORE	W/L
D 11	Alumni	68-78	L
D 17	at Idaho State	30-38	L
D 18	at Idaho State	32-40	L
D 20	Idaho	40-45	L
D 21	Idaho	47-40	W
D 22	Hastings	47-43	W
D 30	Nevada	49-45	W
J 7	Nevada	42-44	L
J 8	Alumni	59-57	W
J 14	at Denver	63-51	W
J 15	at Colorado	37-54	L
J 21	at Utah State	53-60	L
J 21	Utah	41-48	L
J 28	Colorado State	50-46	W
J 29	Colorado	49-55	L
F 11	at Wyoming	47-61	L
F 12	at Colorado State	39-45	L
F 19	Wyoming	38-49	L
F 25	Utah State	58-50	W
F 26	Denver	74-41	W
M 4	at Utah	43-54	L

1938-39

Record: 12-12
 Conference: 4-8, T5th SC
 Home: 8-3
 Road: 4-8
 Neutral: 0-1
 Long Win Streak: 3
 Long Loss Streak: 4



FRED "BUCK" DIXON
 Years: 1936-38 (2)
 Record: 25-23 (.521)



Coach: Edwin R. Kimball

DATE	OPPONENT	SCORE	W/L
D 10	Weber College	37-45	L
D 10	Alumni	43-42	W
D 13	Ecker Studio	55-47	W
D 19	at Montana	50-71	L
D 20	at Montana	54-47	W
D 21	at Montana State	50-46	W
D 22	at Montana State	38-43	L
D 23	at Idaho State	40-17	W
D 24	at Idaho State	34-25	W
D 27	Montana	50-46	W
D 28	vs. Montana	38-45	L
J 7	Utah State	46-54	L
J 13	at Colorado	33-44	L
J 14	at Wyoming	27-35	L
J 20	Utah	40-32	W
J 27	Montana State	69-35	W
F 7	Colorado	35-34	W
F 10	at Colorado State	43-44	L
F 11	at Denver	49-53	L
F 17	Denver	52-34	W
F 18	Wyoming	44-46	L
F 25	Colorado State	91-52	W
M 3	at Utah	47-52	L
M 4	at Utah State	38-53	L

1939-40

Record: 17-8
 Conference: 7-5, T3rd SC
 Home: 10-3
 Road: 6-4
 Neutral: 1-1
 Long Win Streak: 6
 Long Loss Streak: 2
 Coach: Edwin R. Kimball

DATE	OPPONENT	SCORE	W/L
D 9	Weber College	47-43	W
D 9	Alumni	52-54	L
D 15	Idaho State	42-48	L
D 16	Provo Lions	53-41	W
D 16	Idaho State	59-31	W
D 19	at Ricks College	77-49	W
D 20	vs. Oregon State	30-57	L
D 21	vs. Oregon State	47-42	W
D 29	Provo Lions	61-53	W
D 30	at Weber College	70-35	W
J 2	Clark's Ins.	66-53	W
J 5	at Montana State	47-33	W
J 6	at Montana State	58-35	W
J 13	Colorado	47-75	L
J 19	at Colorado State	32-40	L
J 20	at Denver	54-44	W
J 26	Denver	63-48	W
J 27	Wyoming	34-29	W
F 3	Colorado State	62-42	W
F 9	at Utah	39-45	L
F 10	at Utah State	35-55	L
F 17	Utah State	49-43	W
F 23	Utah	52-41	W
M 1	at Colorado	43-64	L
M 2	at Wyoming	50-45	W

1940-41

Record: 14-9
 Conference: 6-6, 4th SC
 Home: 8-2
 Road: 5-6
 Neutral: 1-1
 Long Win Streak: 5
 Long Loss Streak: 2
 Coach: Edwin R. Kimball

DATE	OPPONENT	SCORE	W/L
D 7	Weber College	50-16	W
D 7	Alumni	70-40	W
D 13	at Idaho State	39-27	W
D 14	at Idaho State	56-29	W
D 18	at St. Barb. St. Col.	47-39	W
D 19	at San Diego St.	45-49	L
D 20	at San Diego St.	40-42	L
D 27	vs. Montana	47-41	W
D 28	vs. Montana	44-48	L
J 3	Montana State	67-45	W
J 4	Montana State	67-45	W
J 10	Utah State	66-34	W
J 17	at Wyoming	45-46	L
J 18	at Colorado	31-34	L
J 24	Utah	27-32	L
F 14	Colorado	45-50	L
F 15	at Colorado State	40-36	W
F 21	at Denver (OT)	34-32	W



FLOYD MILLETT
 Years: 1941-49 (8)
 Record: 104-77 (.575)

F 22	Denver	52-37	W
F 28	Wyoming	49-45	W
M 1	Colorado State	60-33	W
M 7	at Utah	39-50	L
M 8	at Utah State	47-48	L

1941-42

Record: 17-3
 Conference: 9-3, T2nd SC
 Home: 7-1
 Road: 8-2
 Neutral: 2-0
 Long Win Streak: 13
 Long Loss Streak: 1
 Coach: Floyd Millett

DATE	OPPONENT	SCORE	W/L
D 6	Weber College	51-28	W
D 13	Idaho State	53-29	W
D 19	at Montana State	51-37	W
D 20	at Montana	46-34	W
D 22	at Montana State	64-48	W
D 23	at Idaho State	45-28	W
J 2	vs. Nevada	65-31	W
J 3	vs. Nevada	76-44	W
J 10	at Utah State	54-24	W
J 16	Wyoming	53-49	W
J 23	Denver	45-30	W
J 24	Colorado State	52-27	W
J 30	at Denver	46-34	W
J 31	at Wyoming	34-45	L
F 7	at Utah	50-42	L
F 14	Colorado	49-52	L
F 21	Utah State	57-52	W
F 27	at Colorado State	54-41	L
F 28	at Colorado	35-52	L
M 7	Utah	42-40	W

1942-43

Record: 15-7
 Conference: 7-1, 1st SC
 Home: 9-0
 Road: 6-7
 Long Win Streak: 9
 Long Loss Streak: 3
 Coach: Floyd Millett

DATE	OPPONENT	SCORE	W/L
N 28	Weber College	47-45	W
N 28	Alumni	52-35	W
N 28	Alumni (OT)	50-49	W
D 9	at Canisius (OT)	40-43	L
D 12	at Long Island	32-35	L
D 15	at Temple	44-50	L
D 18	at Loyola (Ill.)	72-20	W
J 5	Carbon College	78-38	W
J 5	Snow College	39-30	W
J 12	Ecker Studio	38-43	L
J 15	at Utah State	58-41	W
J 16	at Utah State	74-43	W
J 22	at Snow College	41-30	W
J 29	Utah	41-29	W
J 30	Utah	53-51	W
F 5	at Weber College	44-34	W
F 12	Utah		

F 13	at Utah	47-45	W
F 19	Utah State	44-38	W
F 20	Utah State	63-59	W
F 25	at Wyoming	42-53	L
F 26	at Wyoming	43-47	L
F 27	at Wyoming	43-66	L

1943-44

Record: 3-2
 Conference: None
 Home: 1-0
 Road: 2-2
 Long Win Streak: 2
 Long Loss Streak: 2
 Coach: Floyd Millett

DATE	OPPONENT	SCORE	W/L
D 4	Alumni	57-54	W
D 11	at Canisius	45-36	W
D 14	at Long Island	41-56	L
D 18	at Albright	49-53	L
D 22	at Omaha	45-40	W

1944-45

Record: 11-12
 Conference: None
 Home: 4-5
 Road: 7-6
 Neutral: 0-1
 Long Win Streak: 4
 Long Loss Streak: 3
 Coach: Floyd Millett

DATE	OPPONENT	SCORE	W/L
N 30	Alumni	28-60	L
D 2	Montana State	51-31	W
D 8	Kearns Depot	39-41	L
D 9	Ecker Studio	48-56	L
D 15	at Idaho State	35-45	L
D 16	at Idaho State	45-33	W
D 20	vs. Ecker Studio	41-61	L
D 29	at Peppering	51-56	L
D 30	at Pratt Aircraft	43-44	L
J 2	at Walker Bomb.	48-45	W
J 3	at Walker Bomb.	59-47	W
J 5	at U.S. Naval Hosp.	44-34	W
J 12	at Kearns Depot	47-42	W
J 19	at Wyoming	41-51	L
J 20	at Colorado	36-55	L
J 26	Utah	46-51	L
F 3	Utah State	50-41	W
F 13	Colorado	60-58	W
F 17	at Denver	61-50	W
F 23	Denver	70-31	W
F 24	Wyoming	34-39	L
M 3	at Utah	52-56	L
M 7	at Utah State	64-37	W

1945-46

Record: 12-13
 Conference: 6-6, T4th SC
 Home: 4-4
 Road: 6-7
 Neutral: 2-2
 Long Win Streak: 4
 Long Loss Streak: 3
 Coach: Floyd Millett

DATE	OPPONENT	SCORE	W/L
D 1	Alumni	61-62	L
D 6	vs. Wyoming	49-58	L
D 7	vs. Montana State	55-40	W
D 8	vs. Wyoming	37-52	L
D 10	vs. Idaho State	58-47	W
D 11	at Idaho State	54-47	W
	Clearfield Navy	60-16	W
D 21	at Kearns Depot	42-54	L
D 27	at Manhattan	53-43	W
J 1	at Canisius	62-52	W
J 3	at Northwestern	41-61	L
J 4	at Loyola (Ill.)	43-44	L
J 5	at Valparaiso	58-72	L
J 12	at Utah State	47-29	W
J 18	Wyoming	36-41	L
J 25	Denver	48-23	W
J 26	Colorado State	42-41	W
F 1	at Denver	37-36	W
F 2	at Wyoming	57-41	W
F 9	at Utah	28-46	L
F 16	Colorado	53-65	L
F 23	Utah State	64-48	W
M 2	at Colorado State	40-47	L
M 4	at Colorado	42-60	L
M 9	Utah	53-71	L

1946-47

Record: 9-16
 Conference: 3-9, 6th SC
 Home: 6-4
 Road: 1-11
 Neutral: 2-1
 Long Win Streak: 3
 Long Loss Streak: 5
 Coach: Floyd Millet

DATE	OPPONENT	SCORE	W/L
N 30	Alumni	70-54	W
D 4	at Northern Ariz.	41-54	L
D 5	vs. Arizona State	55-58	L
D 6	vs. Arizona State	52-33	W
D 11	Washington State	49-50	L
D 12	Washington State	44-38	W
D 14	Idaho State	50-39	W
D 20	vs. San Francisco+	45-36	W
D 21	at Nevada+	32-50	L
J 1	at Long Island	59-62	L
J 4	at Temple	57-55	W
J 6	at Western Ken.	44-62	L
J 7	at Western Ken.	40-59	L
J 17	at Colorado	44-56	L
J 18	at Denver	51-64	L
J 24	Wyoming	44-51	L
J 31	Colorado State	69-47	W
F 8	Utah	54-62	L
F 14	at Colorado State	48-51	L
F 15	at Wyoming	47-70	L
F 21	Colorado	47-36	W
F 22	Utah State	62-40	W
F 28	Denver	56-59	L
M 4	at Utah State	49-52	L
M 8	at Utah	66-82	L

1947-48

Record: 16-11
 Conference: 8-2, 1st SC
 Home: 9-0
 Road: 5-8
 Neutral: 2-3
 Postseason: 1-1
 Long Win Streak: 6
 Long Loss Streak: 4
 Coach: Floyd Millet

DATE	OPPONENT	SCORE	W/L
N 29	Alumni	65-54	W
	at Camp Monmouth	60-30	W
D 4	at CCNY (OT)	56-61	L
D 5	at Syracuse	52-74	L
D 6	at Niagara	54-53	W
D 8	at West Virginia	51-68	L
D 9	at Duquesne	39-51	L
D 15	Arizona State	46-45	W
D 16	Arizona State	48-45	W
D 26	vs. Arkansas+	65-58	W
D 27	vs. Syracuse+	45-53	L
D 30	vs. Idaho+	41-42	L
J 2	at Nevada	44-45	L
J 3	at Nevada	57-64	L
J 10	Ecuador	67-21	W
J 16	Denver	75-69	W
J 17	at Utah	65-63	W
J 23	at Denver	53-58	L
J 24	at Colorado State	64-51	W
J 26	at Wyoming	45-39	W
J 31	Utah State	66-47	W
F 7	Wyoming	57-42	W
F 16	Colorado State	79-48	W
F 21	Utah	55-51	W
F 28	at Utah State	65-68	L
M 8	vs. Delta St.# (OT)	66-61	W
M 10	vs. Indiana State#	68-82	L

1948-49

Record: 21-13
 Conference: 12-8, 4th SC
 Home: 10-2
 Road: 8-8
 Neutral: 3-3
 Postseason: 1-1
 Long Win Streak: 7
 Long Loss Streak: 3
 Vs. Ranked Teams: 3-2
 Coach: Floyd Millet

DATE	OPPONENT	SCORE	W/L
------	----------	-------	-----

N 20	Alumni	64-49	W
N 26	at Idaho State	58-43	W
N 27	at Idaho State	52-46	W
D 4	at CCNY	57-70	L
D 6	at Muhlenberg	60-56	W
D 8	at Valparaiso	62-57	W
D 10	at La Salle	54-76	L
D 17	San Jose State	60-47	W
D 18	San Jose State	73-67	W
D 29	vs. Montana+	74-76	L
D 30	vs. Marshall+	64-83	L
J 3	vs. Nevada+	59-56	W
J 4	vs. Nevada+	61-57	W
J 10	Denver	48-50	L



STAN WATTS

Years: 1949-72 (23)

Record: 371-254 (.594)

J 14	at Wyoming	48-59	L
J 15	at Wyoming	38-58	L
J 17	at Denver	51-48	W
J 21	Utah State	60-51	W
J 22	Utah State	64-56	W
J 24	Wyoming	54-42	W
J 29	at No. 10 Utah	56-55	W
J 31	No. 10 Utah	65-45	W
F 4	at Colorado State	66-54	W
F 5	at Colorado State	54-62	L
F 7	at Denver	54-68	L
F 11	at Utah State	54-58	L
F 12	at Utah State	67-54	W
F 18	at No. 14 Utah	49-58	L
F 19	No. 14 Utah	52-54	L
F 21	No. 19 Wyoming	50-48	W
F 25	Colorado State	79-49	W
F 26	Colorado State	72-52	W
M 7	vs. N.W. Okla. St.#	79-50	W
M 8	vs. N.W. La. St.#	57-59	L

+ Los Angeles Invitational
 # NAIB Tournament (Kansas City)

1949-50

Record: 22-12
 Conference: 14-6, 1st SC
 Home: 9-1
 Road: 10-9
 Neutral: 3-2
 Postseason: 1-1 NCAA
 Long Win Streak: 8
 Long Loss Streak: 5
 Vs. Ranked Teams: 3-0
 Coach: Stan Watts

DATE	OPPONENT	SCORE	W/L
D 2	at Idaho State	67-44	W
D 3	at Idaho State	83-56	W
D 8	at Regis	53-37	W
D 9	vs. Wyoming	57-54	W
D 10	at Denver	56-54	W
D 13	vs. Culver-Stockton*	69-57	W
D 15	at Pepperdine*	39-45	L
D 16	vs. Gonzaga*	41-46	L
D 29	at Beloit*	61-63	L
D 31	at Toledo*	51-66	L
J 2	at Bowling Green	50-75	L
J 4	at Loyola (Ill.)	54-45	W

J 13	at Wyoming	39-46	L
J 14	at Wyoming	27-53	L
J 16	at Denver	63-45	W
J 20	Denver	55-39	W
J 21	Utah State	71-41	W
J 23	at Utah State	48-47	W
J 28	at Utah	71-51	W
J 30	Utah	61-51	W
F 3	Colorado State	46-42	W
F 4	Colorado State	58-45	W
F 10	at Denver	46-54	L
F 11	at Colorado State	30-40	L
F 13	at Colorado State	46-55	L
F 17	at Utah	42-56	L
F 18	Utah	56-46	W
F 24	at Utah State	60-46	W
F 25	Utah State	63-35	W
M 3	No. 18 Wyoming	55-44	W
M 4	No. 18 Wyoming	70-52	W
M 6	Denver	75-50	W
M 24	vs. Baylor#	55-56	L
M 25	vs. No. 7 UCLA#	83-62	W

* Los Angeles Invitational
 # NCAA (Kansas City)

1950-51

Record: 28-9
 Conference: 15-5, 1st SC
 Home: 13-1
 Road: 9-5
 Neutral: 6-3
 Postseason: 1-2 NCAA/3-0 NIT (NIT Champions)
 Long Win Streak: 9
 Long Loss Streak: 2
 Highest Rank: 11th AP
 Final Rank: 10th UPI, 11th AP
 Vs. Ranked Teams: 5-2
 Coach: Stan Watts

DATE	OPPONENT	SCORE	W/L
N 24	Regis	68-55	W
N 25	Regis	71-58	W
D 2	at Niagara	84-69	W
D 5	at CCNY	69-71	L
D 7	at E. Kentucky	63-58	W
D 9	at Marshall	70-57	W
D 19	Indiana State	75-72	W
D 20	Indiana State	79-58	W
D 27	vs. Utah*	49-58	L
D 29	vs. New Mexico*	64-56	W
D 30	vs. Colorado St.*	77-52	W
J 5	at Denver	53-47	W
J 6	at Denver	41-42	L
J 8	at No. 10 Wyoming	61-57	W
J 12	at Utah State	72-59	W
J 13	at Utah State	68-72	L
J 19	No. 13 Wyoming	64-58	W
J 20	No. 13 Wyoming	65-38	W
J 25	Denver	91-58	W
J 27	Denver	60-44	W
F 2	Utah State	83-57	W
F 3	Utah State	51-42	W
F 8	Colorado State	70-42	W
F 9	Colorado State	65-40	W
F 16	at Utah	73-60	W
F 17	Utah	49-54	L
F 23	at Colorado State	50-45	W
F 24	at Colorado State	60-51	W
F 26	at Wyoming	49-50	L
M 2	at Utah	58-67	L
M 3	Utah	69-50	W
M 12	vs. No. 10 St. Louis+	75-58	W
M 15	vs. Seton Hall+	69-59	W
M 17	vs. No. 13 Dayton+	62-43	W
M 21	vs. San Jose St.#	68-61	W
M 23	vs. No. 4 Kansas State#	54-64	L
M 24	vs. No. 15 Washington#	67-80	L

* Conference Tournament
 + NIT (New York)
 # NCAA (Kansas City)

1951-52

Record: 14-10
 Conference: 9-5, 2nd SC
 Home: 8-2
 Road: 6-6
 Neutral: 0-2
 Long Win Streak: 5
 Long Loss Streak: 2
 Vs. Ranked Teams: 0-2
 Coach: Stan Watts

DATE	OPPONENT	SCORE	W/L
D 1	Arizona	68-62	W

ALL-TIME SEASON RESULTS



D 3	at Hamline	62-72	L
D 6	at St. John's	52-66	L
D 8	at Niagara	53-48	W
D 10	at Syracuse	58-63	L
D 12	at Toledo	58-57	W
D 21	Santa Clara	64-59	W
D 22	Santa Clara	66-61	W
D 28	vs. No. 1 Kentucky*	64-84	L
D 29	vs. Villanova*	58-72	L
J 11	Denver	55-51	W
J 12	Montana	80-56	W
J 19	Colorado State	68-47	W
J 24	at Denver	59-53	W
J 26	at New Mexico	72-49	W
F 1	at Utah State	40-57	L
F 2	Utah	48-51	L
F 8	at Montana	50-47	W
F 15	Utah State	69-67	W
F 16	Wyoming	43-48	L
F 23	New Mexico	90-61	W
F 29	at Colorado State	75-65	W
M 1	at No. 16 Wyoming	49-55	L
M 8	at Utah	50-61	L

* Sugar Bowl Tournament

1952-53

Record: 22-8

Conference: 11-3, 2nd SC

Home: 12-0

Road: 8-7

Neutral: 2-1

Postseason: 0-1 NIT

Long Win Streak: 7

Long Loss Streak: 2

Vs. Ranked Teams: 1-1

Coach: Stan Watts

DATE	OPPONENT	SCORE	W/L
N 28	at Idaho State	69-44	W
N 29	at Idaho State	65-47	W
D 5	Cal State-LA	82-49	W
D 6	Cal State-LA	56-37	L
D 12	San Francisco	53-52	W
D 16	Washington State	64-44	W
D 19	at Oregon State	69-66	W
D 20	at Oregon State	65-67	L
D 22	No. 17 St. Louis	86-69	W
D 27	at E. Kentucky	67-69	L
D 29	vs. Duke*	69-68	W
D 30	vs. Wake Forest*	84-58	W
D 31	at No. 9 N.C. State*	59-75	L
J 3	at Utah State	72-66	W
J 8	at Denver	55-54	W
J 10	at New Mexico	73-57	W
J 16	at Montana	51-56	L
J 23	Wyoming	71-42	W
J 24	Colorado State	75-47	W
J 30	Montana	91-56	W
J 31	Utah State	77-60	W
F 7	at St. Mary's (Calif.)	78-50	W
F 8	at Santa Clara	64-72	L
F 14	Utah	62-50	W
F 21	at Utah	73-50	W
F 27	at Wyoming	59-63	L
F 28	at Colorado State	57-63	L
M 5	Denver	69-40	W
M 6	New Mexico	61-43	W
M 9	vs. Niagara+	76-82	L

* Dixie Classic

+ NIT (New York)

1953-54

Record: 18-11

Conference: 9-5, 3rd SC

Home: 12-2

Road: 6-6

Neutral: 0-3

Postseason: 0-1 NIT

Long Win Streak: 8

Long Loss Streak: 4

Highest Rank: 19th AP

Vs. Ranked Teams: 0-1

Coach: Stan Watts

DATE	OPPONENT	SCORE	W/L
D 4	Idaho State	70-59	W
D 5	Idaho State	63-50	W
D 11	TCU	59-48	W
D 12	TCU	71-61	W
D 18	Murray State	77-65	W
D 19	Murray State	89-66	W
D 22	San Francisco	68-61	W
D 26	at Manhattan*	75-58	W
D 28	vs. Duquesne*	47-69	L

D 30	vs. No. 13 La Salle*	62-74	L
J 2	at Bradley	50-77	L
J 5	at St. Louis	74-86	L
J 8	Denver	81-58	W
J 9	New Mexico	76-63	W
J 14	at Utah State	68-73	L
J 16	at Montana	71-62	W
J 22	Montana	62-54	W
J 23	Utah State	75-63	W
J 29	at Washington	89-79	W
J 30	at Washington	51-55	L
F 12	at Wyoming	47-63	L
F 13	at Colorado State	76-77	L
F 19	at Utah	85-76	W
F 20	Utah	64-70	L
F 26	Wyoming	51-42	W
F 27	Colorado State	69-71	L
M 4	at New Mexico	84-79	W
M 6	at Denver	69-57	W
M 8	vs. St. Francis PA+	68-81	L

* Holiday Festival

+ NIT (New York)

1954-55

Record: 13-13

Conference: 10-4, 2nd SC

Home: 9-3

Road: 4-10

Long Win Streak: 5

Long Loss Streak: 3

Vs. Ranked Teams: 1-1

Coach: Stan Watts

DATE	OPPONENT	SCORE	W/L
D 4	at Colorado	66-88	L
D 6	at Colorado	46-65	L
D 10	Washington	44-64	L
D 11	Washington (OT)	69-64	W
D 17	Baylor	78-66	W
D 18	Baylor	66-67	L
D 22	Michigan	70-60	W
D 30	at W. Kentucky	78-89	L
J 1	at Murray St. (OT)	85-86	L
J 4	at Manhattan	75-78	L
J 6	at New Mexico	92-62	W
J 8	at Denver	90-68	W
J 14	Montana	92-68	W
J 15	Utah State	58-62	L
J 21	at Colorado State	74-68	W
J 22	at Wyoming	60-68	L
J 28	at Oregon	71-82	L
J 29	at Oregon	76-81	L
F 11	No. 5 Utah (OT)	76-74	W
F 12	at No. 5 Utah	71-78	L
F 17	at Utah State	71-76	L
F 19	at Montana	63-62	W
F 25	Colorado State	94-65	W
F 26	Wyoming	75-62	W
M 4	Denver	78-62	W
M 5	New Mexico	74-48	W

1955-56

Record: 18-8

Conference: 10-4, 2nd SC

Home: 12-2

Road: 5-6

Neutral: 1-0

Long Win Streak: 6

Long Loss Streak: 2

Highest Rank: 5th AP

Vs. Ranked Teams: 0-2

Coach: Stan Watts

DATE	OPPONENT	SCORE	W/L
D 2	UCLA	75-58	W
D 3	UCLA	67-65	W
D 9	Oregon	72-61	W
D 10	Oregon	83-52	W
D 16	Colorado	70-53	W
D 17	Colorado	84-53	W
D 21	at No. 2 N. Carolina St.	81-95	L
D 22	at Wake Forest	80-86	L
D 27	vs. Toledo*	89-70	W
D 28	at Detroit*	99-77	W
D 30	at Michigan	79-80	L
J 6	at Montana	73-64	W
J 13	Colorado State	61-49	W
J 14	Wyoming	74-48	W
J 21	No. 14 Oklahoma City	60-62	L
J 28	at Utah State	56-63	L
F 3	New Mexico	87-53	W
F 4	Denver	81-65	W
F 9	Utah State	92-62	W
F 11	at Utah	63-82	L

F 17	at Colorado State	59-70	L
F 18	at Wyoming	78-67	W
F 24	Utah	77-82	L
F 25	Montana	95-73	W
M 1	at New Mexico	75-69	W
M 3	at Denver	96-86	W

* Motor City Tournament

1956-57

Record: 19-9

Conference: 11-3, 1st SC

Home: 11-1

Road: 6-6

Neutral: 2-2

Postseason: 1-1 NCAA

Long Win Streak: 7

Long Loss Streak: 3

Highest Rank: 14th UPI

Final Rank: 14th UPI

Vs. Ranked Teams: 1-1

Coach: Stan Watts

DATE	OPPONENT	SCORE	W/L
N 20	Oregon State	55-62	L
D 1	Washington	70-66	W
D 6	at Iowa State	48-57	L
D 8	at Michigan State	61-79	L
D 14	at UCLA	69-74	L
D 15	at UCLA	59-58	W
D 21	Bowling Green	73-56	W
D 22	Bowling Green	78-69	W
D 26	at St. John's*	89-75	W
D 28	vs. Notre Dame*	66-91	L
D 29	vs. Ohio State	84-78	W
J 4	Montana	85-68	W
J 11	at Colorado State	66-61	W
J 12	at Wyoming	82-71	W
J 18	at Utah State	75-76	L
J 25	Utah State	93-76	W
J 26	St. Mary's (Calif.)	69-65	W
F 2	at Denver	74-65	W
F 4	at New Mexico	73-60	W
F 10	Utah	81-77	W
F 15	Colorado State	81-66	W
F 16	Wyoming	69-47	W
F 21	at Utah	66-88	L
F 23	at Montana	63-71	L
M 1	New Mexico	67-41	W
M 2	Denver	65-51	W
M 15	vs. No. 13 California#	59-86	L
M 16	vs. No. 16 Idaho State#	65-54	W

* Holiday Festival Tournament

NCAA (Corvallis)

1957-58

Record: 13-13

Conference: 9-5, 72nd SC

Home: 8-4

Road: 5-9

Long Win Streak: 8

Long Loss Streak: 5

Coach: Stan Watts

DATE	OPPONENT	SCORE	W/L
D 6	at Washington	45-43	W
D 7	at Washington	52-63	L
D 12	Iowa State	45-54	L
D 14	Portland	63-54	W
D 21	Oregon	55-63	L
D 23	Oregon	76-79	L
D 28	at Tennessee	68-83	L
D 30	at Alabama	74-77	L
J 2	at Vanderbilt	56-89	L
J 3	at Loyola (L.A.)	90-84	W
J 10	at Montana	69-71	L
J 11	at Montana State	64-80	L
J 17	Colorado State	90-80	W
J 18	Wyoming	62-50	W
J 24	at Utah	81-67	W
J 31	at Utah State	67-55	W
F 1	Montana State	67-53	W
F 7	New Mexico	66-53	W
F 8	Denver	72-60	W
F 15	Utah State	69-66	W
F 21	at Wyoming	46-74	L
F 22	at Colorado State	49-74	L
F 27	Utah	56-74	L
M 1	Montana	81-73	W
M 6	at Denver	57-65	L
M 8	at New Mexico	77-54	W

1958-59

Record: 15-11

Conference: 8-6, 4th SC

Home: 11-2
 Road: 4-7
 Neutral: 0-2
 Long Win Streak: 5
 Long Loss Streak: 3
 Vs. Ranked Teams: 1-1
 Coach: Stan Watts

DATE	OPPONENT	SCORE	W/L
D 3	at Portland	77-72	W
D 5	at Oregon (OT)	75-79	L
D 6	at Oregon	67-71	L
D 12	Washington State	72-59	W
D 15	No. 3 Kansas State	77-68	W
D 19	Santa Clara	80-59	W
D 20	Santa Clara	75-65	W
D 22	St. Mary's (Calif.)	72-67	W
D 27	vs. Dartmouth*	75-88	L
D 29	vs. Seton Hall* (OT)	80-82	L
J 1	at Ohio State	81-100	L
J 3	at Dayton	70-62	W
J 10	Montana	82-59	W
J 16	at Colorado State	62-72	L
J 17	at Wyoming	73-71	W
J 23	No. 20 Utah	56-70	L
J 30	Utah State	77-54	W
F 5	at New Mexico	85-77	W
F 7	at Denver	90-101	L
F 14	at Utah State	67-74	L
F 20	Wyoming	78-43	W
F 21	Colorado State	88-63	W
F 26	Utah (OT)	74-76	L
F 28	at Montana	68-93	L
M 6	Denver	72-67	W
M 7	New Mexico	92-62	W

* Queen City Invitational

1959-60

Record: 8-17
 Conference: 5-9, 5th SC
 Home: 4-7
 Road: 3-10
 Neutral: 1-0
 Long Win Streak: 5
 Long Loss Streak: 1
 Vs. Ranked Teams: 0-5
 Coach: Stan Watts

DATE	OPPONENT	SCORE	W/L
D 4	Washington	54-52	W
D 5	Washington	52-60	L
D 11	at UCLA	42-62	L
D 12	at So. California	61-79	L
D 18	at Kansas State	55-86	L
D 19	at Kansas	64-96	L
D 21	Michigan State	79-75	W
D 22	No. 3 Ohio State	79-91	L
D 28	at Miami (Fla.)	93-110	L
D 29	vs. Florida	74-65	W
J 2	at Loyola (La.) (OT)	76-84	L
J 9	at Montana	63-58	W
J 15	Colorado State	51-53	L
J 16	Wyoming	73-52	W
J 22	at No. 7 Utah	69-76	L
J 29	at No. 9 Utah State	53-84	L
F 5	New Mexico	95-67	W
F 6	Denver	66-86	L
F 13	No. 7 Utah State	64-75	L
F 19	at Wyoming	75-70	W
F 20	at Colorado State	53-65	L
F 25	No. 5 Utah	75-87	L
F 27	Montana	67-87	L
M 3	at Denver	68-88	L
M 5	at New Mexico	75-69	W

1960-61

Record: 15-11
 Conference: 9-5, 3rd SC
 Home: 10-4
 Road: 4-6
 Neutral: 1-1
 Long Win Streak: 4
 Long Loss Streak: 2
 Vs. Ranked Teams: 1-1
 Coach: Stan Watts

DATE	OPPONENT	SCORE	W/L
D 2	at Washington	65-63	W
D 3	at Washington	54-74	L
D 9	Oklahoma	56-60	L
D 10	Miami (Fla.)	112-80	W
D 12	TCU	74-65	W
D 15	Memphis State	72-75	L
D 17	New Mexico State	65-69	L

D 20	No. 20 Kansas	80-70	W
D 22	Kent State	66-51	W
D 27	at No. 5 Louisville	67-95	L
D 29	vs. Citadel*	83-94	L
D 30	vs. Louisiana St.*	67-57	L
J 7	Montana	74-66	W
J 13	at Colorado State	49-73	L
J 14	at Wyoming	71-79	L
J 20	Utah	91-86	W
J 27	Utah State	75-57	W
F 2	at New Mexico	97-76	W
F 4	at Denver	89-60	W
F 13	at Utah State	73-94	L
F 17	Wyoming	89-80	W
F 18	Colorado State	58-65	L
F 23	at Utah	80-95	L
F 25	at Montana	72-64	W
M 3	Denver	74-67	W
M 4	New Mexico	70-65	W

* Poinsettia Tournament

1961-62

Record: 10-16
 Conference: 5-9, 4th SC
 Home: 8-4
 Road: 2-12
 Long Win Streak: 2
 Long Loss Streak: 3
 Coach: Stan Watts

DATE	OPPONENT	SCORE	W/L
D 1	UCLA	68-66	W
D 2	UCLA	86-83	W
D 8	at Santa Clara	53-64	L
D 9	at Santa Clara	55-72	L
D 15	at Oklahoma State	44-61	L
D 16	at Oklahoma	81-74	W
D 18	Air Force	66-68	L
D 20	San Jose State*	54-60	W
D 22	Pacific	69-67	W
D 27	at New Mexico St.	64-70	L
D 29	at Arizona	58-60	L
D 30	at Arizona State	54-94	L
J 6	at Montana	63-59	W
J 12	Wyoming	73-63	W
J 13	Colorado State	69-75	L
J 23	at Utah	89-94	L
J 26	at Utah State	69-88	L
F 2	Denver	98-73	W
F 3	New Mexico	76-74	W
F 10	Utah State	70-80	L
F 15	at Colorado State	65-73	L
F 17	at Wyoming	71-87	L
F 22	Montana	80-66	W
F 24	Utah	101-106	L
M 1	at New Mexico	70-80	L
M 3	at Denver	88-91	L

* SJSU forfeited game

1962-63

Record: 12-14
 Conference: 6-4, 2nd WAC
 Home: 7-7
 Road: 4-7
 Neutral: 1-0
 Long Win Streak: 4
 Long Loss Streak: 5
 Vs. Ranked Teams: 0-3
 Coach: Stan Watts

DATE	OPPONENT	SCORE	W/L
N 30	at Oregon	80-75	W
D 1	Oregon	62-80	L
D 7	Oklahoma City	71-79	L
D 8	Oklahoma City	61-70	L
D 14	Wichita State	61-67	L
D 15	Wichita State (OT)	89-91	L
D 21	Baylor	79-65	W
D 22	Baylor	75-57	W
D 26	at La Salle*	84-73	W
D 28	vs. Providence*	81-78	W
D 29	at St. Joseph's*	64-76	L
D 31	at No. 2 Ohio State	91-97	L
J 2	at Memphis State	76-99	L
J 5	at Utah State	58-69	L
J 11	at No. 3 Arizona State	84-89	L
J 12	at Arizona	80-85	W
J 19	Utah	71-53	W
J 26	Utah State	67-70	L
F 2	Montana	83-80	W
F 8	New Mexico	76-73	W
F 9	Wyoming	89-77	W
F 15	Arizona	77-72	W
F 16	No. 5 Arizona State	87-104	L

F 23	at Utah	100-106	L
F 28	at Wyoming	80-76	W
M 2	at New Mexico	59-84	L

* Quaker City Tournament

1963-64

Record: 13-12
 Conference: 5-5, 3rd WAC
 Home: 7-4
 Road: 4-7
 Neutral: 2-1
 Long Win Streak: 4
 Long Loss Streak: 3
 Vs. Ranked Teams: 0-1
 Coach: Stan Watts

DATE	OPPONENT	SCORE	W/L
D 6	at UCLA	71-113	L
D 7	at So. California	74-67	W
D 12	Oklahoma State	64-71	L
D 14	Air Force	61-65	L
D 20	Rice	89-78	W
D 23	Michigan State	95-90	W
D 27	vs. Seattle*	77-74	W
D 28	vs. Oregon*	80-70	W
D 30	vs. No. 9 Oregon State	58-68	L
J 2	at Montana	89-65	W
J 4	at Montana State	96-83	W
J 10	New Mexico	57-59	L
J 11	Wyoming	96-91	W
J 18	at Denver	65-71	L
J 25	at Utah State	90-105	L
J 31	Utah State	73-90	L
F 1	Denver	57-56	W
F 8	at Utah	89-91	L
F 14	at Arizona State	85-110	L
F 15	at Arizona	67-80	L
F 22	Utah	75-72	W
F 28	Arizona State	106-90	W
F 29	Arizona	84-71	W
M 5	at New Mexico	80-84	L
M 7	at Wyoming	96-90	W

* Far West Classic

1964-65

Record: 21-7
 Conference: 8-2, 1st WAC
 Home: 13-2
 Road: 6-4
 Neutral: 2-1
 Postseason: 0-2 NCAA
 Long Win Streak: 7
 Long Loss Streak: 2
 Highest Rank: 9th AP
 Final Rank: 9th AP
 Vs. Ranked Teams: 0-3
 Coach: Stan Watts

DATE	OPPONENT	SCORE	W/L
D 4	Oregon	99-70	W
D 5	Oregon	98-79	W
D 11	at No. 2 Wichita State	76-93	L
D 12	at No. 2 Wichita State	65-81	L
D 18	Santa Clara	102-82	W
D 19	Santa Clara	109-80	W
D 22	Ohio State	112-71	W
D 28	vs. Creighton*	109-74	W
D 29	vs. DePaul*	75-84	L
D 30	vs. Xavier*	115-103	W
J 6	Seattle	92-72	W
J 9	at Utah State	99-90	W
J 15	at Arizona	73-75	L
J 16	at Arizona State	111-102	W
J 23	Utah	98-67	W
J 29	at Air Force	110-77	W
J 30	at Denver	96-85	W
F 4	Marquette	91-64	W
F 6	Utah State	89-80	W
F 11	at Wyoming	96-94	W
F 13	at New Mexico	70-89	L
F 20	at Utah	108-99	W
F 26	Arizona	92-88	W
F 27	Arizona State	104-91	W
M 5	Wyoming	102-87	W
M 6	New Mexico	70-67	W
M 13	No. 2 UCLA#	76-100	L
M 14	Oklahoma City#	102-112	L

* All College Tournament

NCAA (Provo)

1965-66

Record: 20-5
 Conference: 6-4, 2nd WAC
 Home: 10-1

ALL-TIME SEASON RESULTS



Road: 5-5
 Neutral: 5-0
 Postseason: 3-0 (NIT Champions)
 Long Win Streak: 6
 Long Loss Streak: 2
 Highest Rank: 6th AP
 Vs. Ranked Teams: 1-0
 Coach: Stan Watts

DATE	OPPONENT	SCORE	W/L
D 3	Illinois	109-98	W
D 4	Houston	111-82	W
D 10	at Americas (exh.)	123-66	W
D 17	at Santa Clara	103-85	W
D 18	at Santa Clara	87-79	W
D 21	No. 2 St. Joseph's	103-83	W
D 27	at La Salle	69-71	L
D 29	vs. St. Bonaventure	99-87	W
D 30	vs. Cornell	105-92	W
J 7	Arizona State	95-81	W
J 8	Arizona	87-74	W
J 13	at New Mexico	78-81	L
J 15	at Wyoming	101-107	L
J 22	Utah State	115-81	W
F 5	at Utah	94-93	W
F 11	at Utah State	96-88	W
F 12	Denver	102-76	W
F 18	at Arizona State	94-101	L
F 19	at Arizona	62-76	L
F 25	New Mexico	89-60	W
F 26	Wyoming	98-90	W
M 5	Utah	115-100	W
M 14	vs. Temple+	90-78	W
M 17	vs. Army+	66-60	W
M 19	vs. NYU+	97-84	W
+ NIT (New York)			

1966-67

Record: 14-10
 Conference: 8-2, T1st WAC
 Home: 10-0
 Road: 3-7
 Neutral: 1-3
 Long Win Streak: 5
 Long Loss Streak: 2
 Highest Rank: 7th AP
 Vs. Ranked Teams: 1-2
 Coach: Stan Watts

DATE	OPPONENT	SCORE	W/L
D 2	New Mexico State	97-66	W
D 9	Denver	87-64	W
D 10	St. Mary's (Calif.)	108-57	W
D 16	at Seattle (OT)	83-85	L
D 17	at Oregon State	76-92	L
D 20	Loyola (Ill.)	113-98	W
D 26	vs. St. Joseph's*	61-67	L
D 27	vs. St. Bonaventure*	96-84	W
D 30	at No. 8 St. John's*	73-76	L
J 2	at Marquette	70-81	L
J 6	Utah State	92-66	W
J 13	at Arizona	77-64	W
J 14	at Arizona St. (OT)	78-74	W
J 20	Wyoming	97-75	W
J 21	No. 9 New Mexico	89-73	W
J 28	vs. No. 6 UTEP	76-85	L
F 4	at Utah State	88-113	L
F 11	at Utah	64-62	W
F 17	Utah	61-60	W
F 23	at New Mexico	75-97	L
F 25	at Wyoming	56-67	L
M 3	Arizona State	110-93	W
M 4	Arizona	70-58	W
M 11	vs. Wyoming	63-70	L

1967-68

Record: 13-12
 Conference: 4-6, T4th WAC
 Home: 8-2
 Road: 2-10
 Neutral: 3-0
 Long Win Streak: 3
 Long Loss Streak: 3
 Vs. Ranked Teams: 0-3
 Coach: Stan Watts

DATE	OPPONENT	SCORE	W/L
D 2	at Denver	88-78	W
D 4	Texas Tech	72-58	W
D 9	Texas	63-50	W
D 14	at Illinois	55-63	L
D 16	at No. 2 Houston	69-102	L
D 22	Santa Clara	75-80	L

D 23	Santa Clara	91-46	W
D 28	vs. Xavier*	87-75	W
D 29	vs. Virginia Tech*	97-64	W
D 30	at Oklahoma City*	88-91	L
J 1	at St. Joseph's	74-88	L
J 6	Utah State	104-98	W
J 12	Arizona	72-62	W
J 13	Arizona State	94-78	W
J 18	at Wyoming	70-81	L
J 20	at No. 6 New Mexico	69-84	L
J 26	vs. UTEP	81-59	W
J 27	at Loyola (Ill.)	65-67	L
F 1	at Utah State	118-103	W
F 10	at Utah	89-91	L
F 16	No. 5 New Mexico	67-76	L
F 17	Wyoming	101-77	W
F 24	Utah	93-90	W
M 1	at Arizona State	97-99	L
M 2	at Arizona	85-96	L

1968-69

Record: 16-12
 Conference: 6-4, T1st WAC
 Home: 11-1
 Road: 2-9
 Neutral: 3-2
 Postseason: 0-1 NCAA
 Long Win Streak: 5
 Long Loss Streak: 2
 Vs. Ranked Teams: 0-2
 Coach: Stan Watts

DATE	OPPONENT	SCORE	W/L
N 30	So. California	95-86	W
D 5	at New Mexico St.	65-83	L
D 7	Seattle	102-90	W
D 13	at San Francisco*	75-79	L
D 14	vs. No. 12 Houston*	75-98	L
D 20	Oregon State	89-67	W
D 21	Denver	97-67	W
D 23	Syracuse	73-77	L
D 26	vs. California ^	82-74	W
D 28	vs. Oregon ^ (OT)	74-82	L
D 30	vs. Oregon State ^	69-64	W
J 3	at Stanford	95-89	W
J 4	at Stanford	78-94	L
J 11	at Utah State	84-91	L
J 16	Wyoming	89-78	W
J 18	New Mexico	75-65	W
J 23	at Arizona	70-76	L
J 25	at Arizona State	94-109	L
J 30	Utah State	113-82	W
F 1	St. Francis	98-85	W
F 8	Utah	93-67	W
F 13	Arizona St.	102-89	W
F 15	Arizona	70-66	W
F 22	at Utah	85-98	L
F 27	at New Mexico (OT)	77-71	W
M 1	at Wyoming	69-79	L
M 5	vs. Wyoming	95-82	W
M 8	at New Mexico St. #	62-74	L

1969-70

Record: 8-18
 Conference: 4-10, 7th WAC
 Home: 6-6
 Road: 1-10
 Neutral: 1-2
 Long Win Streak: 2
 Long Loss Streak: 7
 Vs. Ranked Teams: 0-2
 Coach: Stan Watts

DATE	OPPONENT	SCORE	W/L
D 5	California	98-79	W
D 6	California	75-77	L
D 11	No. 3 New Mexico St. (OT)	78-80	L
D 13	San Jose State	92-77	W
D 18	at Texas Tech	88-81	W
D 20	at Texas (2OT)	73-76	L
D 22	at Denver	56-73	L
D 27	vs. Cornell*	62-68	L
D 29	vs. Georgia* (2OT)	89-82	W
D 30	vs. Wake Forest*	93-108	L
J 3	at Utah	76-82	L
J 8	at Arizona	77-90	L
J 10	at Arizona State	88-98	L
J 15	at Utah State	94-97	L
J 24	Utah	81-91	L
J 29	New Mexico	77-90	L

J 31	UTEP	87-72	W
F 5	at Colorado State	71-94	L
F 7	at Wyoming	73-98	L
F 12	Arizona State	97-91	W
F 13	Arizona	93-78	W
F 19	Wyoming	71-73	L
F 21	Colorado State	96-84	W
F 26	at UTEP	70-81	L
F 28	at New Mexico	68-82	L
M 4	No. 18 Utah State	73-86	L

1970-71

Record: 18-11
 Conference: 10-4, 1st WAC
 Home: 12-0
 Road: 5-9
 Neutral: 1-2
 Postseason: 0-2 NCAA
 Long Win Streak: 5
 Long Loss Streak: 3
 Highest Rank: 20th AP
 Final Rank: 20th AP
 Vs. Ranked Teams: 3-3
 Coach: Stan Watts

DATE	OPPONENT	SCORE	W/L
D 4	Stanford	70-62	W
D 5	Stanford	85-64	W
D 7	New Mexico State	86-75	W
D 11	at No. 9 So. California	65-101	L
D 12	at Oregon State	80-99	L
D 14	at Seattle	80-99	L
D 16	Denver	100-72	W
D 19	No. 15 Utah State	111-83	W
D 22	at Santa Clara*	68-67	W
D 29	vs. No. 11 Villanova* (OT)	102-93	W
D 30	at Hawaii*	90-94	L
J 8	at New Mexico	72-62	W
J 9	at UTEP	64-66	L
J 15	Colorado State	75-73	W
J 17	Wyoming	82-68	W
J 23	at No. 12 Utah State	70-72	L
J 28	at Arizona State	86-87	L
J 30	at Arizona	76-81	L
F 6	Utah	103-89	W
F 11	UTEP	75-48	W
F 13	New Mexico	70-68	W
F 19	at Wyoming	72-78	L
F 20	at Colo. St. (2OT)	98-92	W
F 26	Arizona	95-83	W
F 27	Arizona State	83-74	W
M 6	at Utah	98-87	W
M 13	at No. 16 Utah State	91-82	W
M 18	vs. No. 1 UCLA#	73-91	L
M 20	vs. Pacific#	81-84	L

* Rainbow Classic
 # NCAA (Salt Lake City)

1971-72

Record: 21-5
 Conference: 12-2, 1st WAC
 Home: 12-0
 Road: 7-3
 Neutral: 2-2
 Postseason: 0-1 NCAA
 Long Win Streak: 10
 Long Loss Streak: 1
 Highest Rank: 6th AP
 Final Rank: 9th AP
 Vs. Ranked Teams: 0-2
 Coach: Stan Watts

DATE	OPPONENT	SCORE	W/L
D 3	Kansas State*	78-72	W
D 4	St. Joseph's*	73-72	W
D 9	New Mexico State	90-80	W
D 11	Creighton	96-68	W
D 15	at Oklahoma State	84-74	W
D 17	at Kansas ^	67-83	L
D 18	vs. Cincinnati ^	82-79	W
D 22	at Utah State	87-84	W
D 28	vs. No. 7 Indiana+	50-61	L
D 29	vs. Rice+	96-73	W
J 7	Arizona State	111-102	W
J 8	Arizona	88-67	W
J 15	at Utah	67-61	W
J 22	Utah State	101-82	W
J 27	at Colorado State	75-68	W
J 29	at Wyoming	101-74	W
F 3	New Mexico	70-62	W
F 5	UTEP (2OT)	57-53	W
F 11	at Arizona	86-78	W
F 12	at Arizona State	95-99	L

F 19	Utah	79-66	W
F 25	Wyoming	70-56	W
F 26	Colorado State	105-85	W
M 3	at UTEP	69-73	L
M 4	at New Mexico	61-60	W
M 11	vs. No. 5 LBSU# (OT)	90-95	L

* BYU Basketball Classic
 ^ Jayhawk Classic
 + Old Dominion Classic
 # NCAA (Pocatello)

1972-73



GLENN POTTER
 Years: 1972-75 (3)
 Record: 42-36 (.538)

Record: 19-7
 Conference: 9-5, T2nd WAC
 Home: 11-3
 Road: 5-3
 Neutral: 3-1
 Long Win Streak: 9
 Long Loss Streak: 2
 Highest Rank: 12th AP
 Vs. Ranked Teams: 2-1
 Coach: Glenn Potter

DATE	OPPONENT	SCORE	W/L
D 1	Santa Clara	84-73	W
D 2	Santa Clara	64-66	L
D 7	vs. No. 18 Michigan	83-77	W
D 9	Wisconsin-Mil.	101-83	W
D 13	Oklahoma State	96-69	W
D 16	Utah State	88-80	W
D 22	Cal-State Ful.	89-68	W
D 28	vs. Texas A&M*	83-81	W
D 29	vs. No. 12 Florida State*	80-77	W
D 30	vs. No. 6 LBSU*	89-101	L
J 5	Colorado St. (OT)	86-93	L
J 6	Wyoming	62-58	W
J 11	at New Mexico	62-69	L
J 12	at UTEP	56-55	W
J 17	Niagara	93-83	W
J 20	at Utah State	79-69	W
J 25	Arizona	93-79	W
J 27	Arizona State	81-67	W
F 3	Utah	89-73	W
F 9	at Wyoming	67-54	W
F 10	at Colorado State	78-74	W
F 15	UTEP	48-43	W
F 17	New Mexico	66-76	L
F 23	at Arizona State	90-86	W
F 24	at Arizona	94-100	L
M 3	at Utah	71-86	L

* All College Tournament

1973-74

Record: 11-15
 Conference: 6-8, 6th WAC
 Home: 6-4
 Road: 3-10
 Neutral: 2-1
 Long Win Streak: 3
 Long Loss Streak: 4
 Vs. Ranked Teams: 1-3
 Coach: Glenn Potter

DATE	OPPONENT	SCORE	W/L
N 30	Weber State	77-76	W
D 1	Idaho State	83-82	W
D 7	at New Mexico St.	72-78	L
D 8	at New Mexico St.	74-93	L
D 13	at Denver	97-87	W
D 15	at No. 15 Kansas State	85-95	L
D 17	at Creighton in Omaha	86-99	L
D 22	Utah State	86-87	L
D 26	vs. No. 7 Indiana*	52-96	L
D 28	vs. Army*	81-72	W
D 29	vs. West Virginia*	85-83	W
J 4	at UTEP	62-58	W
J 5	at No. 12 New Mexico	75-84	L
J 12	at Utah	86-104	L
J 19	at Utah State	86-93	L
J 25	No. 20 Arizona State	89-71	W
J 26	Arizona	91-93	L
J 31	at Colorado State	52-69	L
F 2	at Wyoming (OT)	78-75	W
F 7	New Mexico	77-96	L
F 9	UTEP	56-54	W
F 16	Utah	74-89	L
F 21	at Arizona	90-118	L
F 23	at Arizona State	77-100	L
F 28	Wyoming	74-62	W
M 2	Colorado State	70-69	W

* Far West Classic

1974-75

Record: 12-14
 Conference: 5-9, 6th WAC
 Home: 9-6
 Road: 3-8
 Long Win Streak: 3
 Long Loss Streak: 4
 Vs. Ranked Teams: 1-4
 Coach: Glenn Potter

DATE	OPPONENT	SCORE	W/L
N 29	Texas	80-72	W
D 6	at Weber State	63-76	L
D 7	Wichita State	69-80	L
D 13	at San Francisco	84-103	L
D 14	at Seattle	85-72	W
D 20	Rhode Island	82-49	W
D 21	Denver	90-89	W
D 28	Utah State	79-83	L
D 30	Bradley	100-87	W
D 31	Davidson	90-76	W
J 4	NE Louisiana	100-81	W
J 10	No. 12 Arizona State	80-110	L
J 11	No. 10 Arizona	66-83	L
J 18	at Utah	73-91	L
J 24	at UTEP	60-86	L
J 25	at New Mexico	96-78	W
F 1	at Utah State	84-92	L
F 7	Colorado State	88-75	W
F 8	Wyoming	75-73	W
F 14	at No. 19 Arizona	81-97	L
F 15	at No. 8 Arizona State	79-99	L
F 22	Utah	73-79	L
F 28	New Mexico (OT)	72-77	L
M 1	No. 15 UTEP	65-54	W
M 7	at Wyoming	67-64	W
M 8	at Colorado State	81-92	L

1975-76

Record: 12-14
 Conference: 6-8, T5th WAC
 Home: 7-5
 Road: 4-9
 Neutral: 1-0
 Long Win Streak: 3
 Long Loss Streak: 5
 Coach: Frank Arnold

DATE	OPPONENT	SCORE	W/L
D 4	at Pacific	66-71	L
D 6	at Pacific	89-62	W
D 12	Long Beach State*	84-76	W
D 13	St. John's*	65-78	L
D 17	at Utah State	76-87	L
D 19	Nevada-Reno	85-76	W
D 20	Weber State	89-80	W
D 22	at New Mexico St.	79-90	L
D 29	vs. Texas ^ (OT)	91-86	W
D 30	at Old Dominion ^	80-77	W
J 2	at Niagara	60-75	L
J 10	Utah State	73-75	L
J 16	at Arizona	78-79	L
J 17	at Arizona State	68-83	L
J 24	Utah	74-76	L
J 30	New Mexico	81-67	W

J 31	UTEP	56-57	L
F 6	at Wyoming	94-80	W
F 7	at Colorado State	84-93	L
F 13	Arizona State	93-89	W
F 14	Arizona (OT)	79-74	W
F 21	at Utah	84-83	W
F 26	at UTEP	50-51	L
F 28	at New Mexico	74-79	L
M 5	Colorado State	81-85	L
M 6	Wyoming	82-60	W

* Cougar Classic
 ^ Old Dominion Classic

1976-77

Record: 12-15
 Conference: 4-10, 7th WAC
 Home: 6-6
 Road: 4-9
 Neutral: 2-0
 Long Win Streak: 3
 Long Loss Streak: 5
 Vs. Ranked Teams: 0-4
 Coach: Frank Arnold

DATE	OPPONENT	SCORE	W/L
N 26	Idaho State	102-84	W
N 27	at Weber State	75-96	L
D 1	Boise State	76-75	W
D 4	at Utah State (OT)	93-95	L
D 10	Seattle*	91-65	W
D 11	Niagara*	65-52	W
D 18	at Davidson	89-61	W
D 20	at No. 11 N. Carolina	93-113	L
D 22	at Wichita State	63-69	L
D 27	vs. St. Joseph's ^	68-56	W
D 29	at Oklahoma City ^	68-78	L
D 30	vs. California ^	75-70	W
J 8	Utah State	85-77	W
J 14	Colorado State	41-49	L
J 15	Wyoming	97-64	W
J 20	at Arizona St. (OT)	84-86	L
J 22	at No. 16 Arizona	85-113	L
J 27	UTEP	54-62	L
J 29	New Mexico	65-73	L
F 5	at Utah	61-81	L
F 10	at Wyoming	82-72	W
F 12	at Colorado State	67-78	L
F 17	No. 17 Arizona	62-64	L
F 19	Arizona State	65-84	L
F 25	at New Mexico	88-80	W
F 26	at UTEP	65-63	W
M 5	No. 20 Utah	54-67	L

* Cougar Classic
 ^ All College Tournament

1977-78

Record: 12-18
 Conference: 6-8, T4th WAC
 Home: 9-4
 Road: 3-12
 Neutral: 0-2
 Long Win Streak: 3
 Long Loss Streak: 4
 Vs. Ranked Teams: 0-4
 Coach: Frank Arnold



FRANK ARNOLD
 Years: 1975-83 (8)
 Record: 137-94 (.593)

ALL-TIME SEASON RESULTS



DATE	OPPONENT	SCORE	W/L
N 26	at UCLA	73-75	L
N 28	Long Beach State	100-91	W
N 29	at Nevada-Reno	66-100	L
D 3	at Idaho State	87-94	L
D 9	Montana*	72-76	L
D 10	Cal-St. Fullerton*	75-80	L
D 13	McNeese State	78-68	W
D 16	at Illinois	74-81	L
D 17	at Bradley	86-79	W
D 21	at Utah State	89-91	L
D 23	at San Diego St.	88-104	L
D 28	vs. No. 2 N. Carolina ^	81-94	L
D 29	vs. Rhode Island ^	87-92	L
D 30	at Hawaii ^	88-78	W
J 3	Weber State	81-76	W
J 7	Utah State (2OT)	85-84	W
J 12	at Wyoming	82-89	L
J 14	at Colorado State	66-76	L
J 19	Arizona	87-86	W
J 21	Arizona State	96-89	W
J 26	at No. 10 New Mexico	82-95	L
J 28	at UTEP (OT)	78-76	W
F 4	Utah	76-89	L
F 10	Colorado State	98-81	W
F 11	Wyoming	76-56	W
F 16	at Arizona State	75-76	L
F 18	at Arizona	90-104	L
F 23	UTEP	73-64	W
F 25	No. 5 New Mexico	66-71	L
M 4	at No. 19 Utah	74-81	L

* Cougar Classic
^ Rainbow Classic

1978-79

Record: 20-8
Conference: 10-2, 1st WAC
Home: 14-0
Road: 5-6
Neutral: 1-2
Postseason: 0-1 NCAA
Long Win Streak: 5
Long Loss Streak: 2
Vs. Ranked Teams: 0-2
Coach: Frank Arnold

DATE	OPPONENT	SCORE	W/L
N 24	Hawaii	93-69	W
N 25	Portland State	111-82	W
D 1	at Baylor	92-86	W
D 2	at No. 13 Texas	57-96	L
D 6	Utah State	99-80	W
D 8	St. Joseph's*	90-71	W
D 9	Purdue*	76-64	W
D 14	at Rhode Island	76-85	L
D 16	at St. John's	83-90	L
D 21	Harvard	113-72	W
D 23	Oral Roberts	120-104	W
D 29	vs. Georgia Tech ^	81-83	L
D 30	vs. Houston ^	84-77	L
J 4	Denver	92-53	W
J 6	at Utah State	68-84	L
J 11	UTEP	80-56	W
J 13	New Mexico	100-83	W
J 20	at Utah	90-76	W
J 25	at Colorado State	98-83	W
J 27	at Wyoming (OT)	69-71	L
F 3	San Diego State	88-80	W
F 9	at New Mexico	65-66	L
F 10	at UTEP	77-68	W
F 17	Utah	76-50	W
F 22	Wyoming	78-73	W
F 24	Colorado State	66-61	L
M 1	at San Diego State	96-95	W
M 10	vs. No. 19 San Francisco*	63-86	L

* Cougar Classic
^ Pillsbury Holiday Classic
NCAA (Tucson)

1979-80

Record: 24-5
Conference: 13-1, 1st WAC
Home: 12-2
Road: 10-1
Neutral: 2-2
Postseason: 0-1 NCAA
Long Win Streak: 12
Long Loss Streak: 1
Highest Rank: 12th AP
Final Rank: 12th AP
Vs. Ranked Teams: 0-1
Coach: Frank Arnold

DATE	OPPONENT	SCORE	W/L
N 30	Illinois	76-86	L
D 1	Baylor	100-58	W
D 7	at Tulsa	73-71	W
D 8	at Oral Roberts	76-75	W
D 11	Cal-St. Fullerton	80-64	W
D 14	UC-Santa Barbara*	87-65	W
D 15	La Salle* (3OT)	108-106	W
D 18	at Long Beach St.	76-78	L
D 22	at Utah State	89-84	W
D 26	vs. Penn State ^	58-50	W
D 28	vs. No. 18 Oregon St. ^	71-86	L
D 29	vs. NC-Charlotte ^	104-91	W
J 3	at New Mexico	75-63	W
J 5	at UTEP	70-69	W
J 12	Utah	89-72	W
J 18	Wyoming	53-56	L
J 19	Colorado State	104-82	W
J 24	at San Diego St.	123-91	W
J 26	at Hawaii	34-33	W
J 31	UTEP	89-81	W
F 2	New Mexico	89-68	W
F 9	at Utah	83-82	W
F 12	Utah State	84-83	W
F 16	Alaska	93-59	W
F 21	at Colorado State	111-86	W
F 23	at Wyoming	39-30	W
F 28	Hawaii	107-82	W
M 1	San Diego State	114-81	W
M 8	vs. Clemson#	66-71	L

* Cougar Classic
^ Far West Classic
NCAA (Ogden)

1980-81

Record: 25-7
Conference: 12-4, 3rd WAC
Home: 13-0
Road: 8-6
Neutral: 4-1
Postseason: 3-1 NCAA
Long Win Streak: 7
Long Loss Streak: 1
Highest Rank: 15th AP
Final Rank: 16th AP
Vs. Ranked Teams: 4-2
Coach: Frank Arnold

DATE	OPPONENT	SCORE	W/L
N 28	at Washington	80-70	W
N 29	at Oregon State	68-75	L
D 6	at Utah State	82-79	W
D 12	North Texas*	108-92	W
D 13	St. Mary's*	95-76	W
D 16	Michigan State	82-50	W
D 19	vs. No. 17 Illinois ^	80-75	L
D 20	at Tennessee ^	65-81	L
D 23	at Weber State	85-78	W
D 27	Utah State	104-89	W
J 2	at Air Force	77-65	W
J 3	at UNLV (OT)	92-90	W
J 8	San Diego State	84-73	W
J 10	Hawaii	91-74	W
J 15	at New Mexico	92-87	W
J 17	at UTEP	62-64	L
J 23	Colorado State	66-46	W
J 24	Wyoming	84-70	W
J 31	at No. 9 Utah	56-60	L
F 6	UNLV	86-77	W
F 7	Air Force	62-51	W
F 12	at Hawaii	77-72	W
F 14	at San Diego St.	72-73	L
F 19	UTEP	84-75	W
F 21	New Mexico	78-72	W
F 26	at Wyoming (2OT)	84-86	L
F 28	at Colorado State	80-69	W
M 7	No. 9 Utah	95-76	W
M 12	vs. Princeton#	60-51	W
M 14	vs. No. 10 UCLA#	78-55	W
M 19	vs. No. 7 Notre Dame#	51-50	W
M 21	vs. No. 5 Virginia#	60-74	L

* Cougar Classic
^ Volunteer Classic
NCAA (Providence/Atlanta)

1981-82

Record: 17-13
Conference: 9-7, 4th WAC
Home: 11-5
Road: 6-7
Neutral: 0-1
Postseason: 0-1 NIT
Long Win Streak: 6
Long Loss Streak: 3

Highest Rank: 15th AP
Vs. Ranked Teams: 0-1
Coach: Frank Arnold

DATE	OPPONENT	SCORE	W/L
N 21	vs. Virginia*	61-63	L
N 27	at UCLA	79-75	W
N 28	at Cal-St. Fullerton	81-66	W
D 4	Oregon State	44-56	L
D 5	No. 18 UNLV	63-66	L
D 8	at Utah State	51-43	W
D 11	Idaho State ^	77-71	W
D 12	Western Carolina ^	86-63	W
D 15	Weber State	63-55	W
D 18	at Princeton	39-38	W
D 22	Cal Poly-Pomona	89-65	W
D 26	Utah State	74-79	L
J 2	UTEP	67-60	W
J 4	New Mexico	76-58	W
J 7	at Colorado State	40-50	L
J 9	at Wyoming	42-61	L
J 15	Utah	74-51	W
J 21	Air Force	54-40	W
J 23	Wyoming	25-27	L
J 28	at San Diego St.	66-80	L
J 30	at Hawaii	60-62	L
F 6	Colorado State	60-54	W
F 12	at UNLV	50-52	L
F 13	at Air Force	49-41	W
F 19	at Utah	61-68	L
F 25	Hawaii	75-66	W
F 27	San Diego State	106-66	W
M 4	at UTEP	45-43	W
M 6	at New Mexico	65-67	L
M 10	Washington+	63-66	L

* Hall of Fame Classic
^ Cougar Classic
+ NIT (Provo)

1982-83

Record: 15-14
Conference: 11-5, T1st WAC
Home: 9-6
Road: 6-7
Neutral: 0-1
Long Win Streak: 5
Long Loss Streak: 5
Vs. Ranked Teams: 0-1
Coach: Frank Arnold

DATE	OPPONENT	SCORE	W/L
N 26	UCLA	82-85	L
N 27	Iowa	80-91	L
N 30	Utah State	69-75	L
D 4	at Michigan State	55-63	L
D 10	Long Beach St.* (OT)	77-81	L
D 11	Fordham*	70-62	W
D 14	at Utah State	68-80	L
D 18	at Boise State	68-67	W
D 21	Providence	66-52	W
D 27	at No. 7 St. John's ^	64-75	L
D 29	vs. St. Joseph's ^	65-68	L
D 31	Princeton	51-32	W
J 6	at Weber State (2OT)	81-84	L
J 14	San Diego State	96-74	W
J 15	Hawaii	86-62	W
J 20	at Colorado State	77-63	W
J 22	at Wyoming	82-64	W
J 24	at Air Force	73-61	W
J 27	UTEP	49-65	L
J 29	New Mexico	66-48	W
F 5	at Utah	72-75	L
F 10	at Hawaii	69-80	L
F 12	at San Diego State	69-67	W
F 17	Colorado State	69-58	W
F 19	Air Force	66-57	W
F 25	at New Mexico	70-71	L
F 27	at UTEP	58-54	W
M 5	Utah (3OT)	62-64	L
M 12	Wyoming	54-41	W

* Cougar Classic
^ Holiday Festival

1983-84

Record: 20-11
Conference: 12-4, 2nd WAC
Home: 14-1
Road: 5-8
Neutral: 1-2
Postseason: 1-1 NCAA
Long Win Streak: 4
Long Loss Streak: 2
Vs. Ranked Teams: 1-5
Coach: Ladell Andersen

DATE	OPPONENT	SCORE	W/L
N 26	at Utah State	78-90	L
N 30	Hofstra	119-84	W
D 9	Utah State*	81-83	L
D 10	St. Mary's (Calif.)*	106-74	W
D 16	vs. Virginia Comm. ^	81-77	W
D 17	at No. 2 Kentucky ^	59-93	L
D 21	Oregon	79-78	W
D 23	Boise State	66-54	W
D 28	at No. 7 UCLA	73-82	L
J 7	Weber State (OT)	86-81	W
J 14	Utah (2OT)	113-105	W
J 19	at Hawaii	95-77	W
J 21	at San Diego St.	75-79	L
J 26	Wyoming	74-61	W
J 28	Air Force	69-49	W
J 30	Colorado State	73-57	W
F 2	at New Mexico	86-73	W
F 4	at No. 7 UTEP	77-86	L
F 8	at Utah	82-79	W
F 11	at No. 3 Georgetown	51-67	L
F 14	Hawaii (2OT)	87-85	W
F 16	San Diego St. (OT)	94-92	W
F 18	Notre Dame	68-64	W
F 23	at Colorado State	65-70	L
F 25	at Wyoming	55-56	L
F 27	at Air Force	71-67	W
M 1	No. 8 UTEP	83-65	W
M 3	New Mexico	80-73	W
M 9	vs. New Mexico+	55-64	L
M 15	at UAB#	84-68	W
M 17	vs. No. 3 Kentucky#	68-93	L

* Cougar Classic
^ Kentucky Invitational
+ WAC Tournament (El Paso)
NCAA (Birmingham)

1984-85

Record: 15-14
Conference: 9-7, T3rd WAC
Home: 9-5
Road: 4-7
Neutral: 2-2
Long Win Streak: 5
Long Loss Streak: 4
Vs. Ranked Teams: 1-0
Coach: Ladell Anderson

DATE	OPPONENT	SCORE	W/L
N 30	vs. La Salle*	73-74	L
D 1	vs. Pacific*	72-63	W
D 4	Utah State	93-97	L
D 8	at Weber State	79-87	L
D 11	at Utah State (OT)	91-92	L
D 14	SW Missouri ^	66-46	W
D 15	Hofstra ^	86-76	W
D 19	UCLA	89-81	W
D 22	No. 7 Washington	84-75	W
D 28	vs. Villanova+	61-91	L
D 29	vs. Yale+	73-58	W
J 3	UTEP	62-60	W
J 5	New Mexico	70-76	L
J 12	at San Diego St.	70-89	L
J 14	at Hawaii (OT)	88-78	W

J 17	at Air Force	79-72	W
J 19	at Colorado State	65-64	W
J 24	Wyoming	78-65	W
J 26	at Utah	63-62	W
J 31	San Diego State	71-77	L
F 2	Air Force	66-60	W
F 7	at New Mexico	74-76	L
F 9	at UTEP (3OT)	86-97	W
F 14	Colorado State	77-69	W
F 16	Air Force	71-61	W
F 23	at Notre Dame	58-67	L
F 28	at Wyoming	66-78	L
M 2	Utah (3OT)	85-86	L
M 4	Air Force**	79-82	L

* Stanford Invitational
^ Cougar Classic
+ Cotton States Classic
** WAC Tournament (Provo)

1985-86

Record: 18-14
Conference: 11-5, 4th WAC
Home: 12-4
Road: 5-8
Neutral: 1-2
Postseason: 2-1 NIT
Long Win Streak: 12
Long Loss Streak: 3
Vs. Ranked Teams: 2-1
Coach: Ladell Anderson

DATE	OPPONENT	SCORE	W/L
N 30	Washington State	65-69	L
D 3	at Utah State	80-82	L
D 6	vs. TCU*	50-63	L
D 7	vs. Fordham*	75-72	W
D 10	Utah State	76-88	L
D 13	Long Beach State ^	94-75	W
D 14	Pepperdine ^	73-83	L
D 19	at Washington	68-74	L
D 21	at Oregon	69-72	L
D 28	Weber State (OT)	88-86	W
J 2	at No. 19 UTEP	64-69	L
J 4	at New Mexico	57-60	L
J 10	Hawaii	80-66	W
J 11	San Diego State	82-70	W
J 13	No. 16 Notre Dame (OT)	80-76	W
J 17	at Colorado State	68-63	W
J 18	at Air Force	65-57	W
J 21	at Oral Roberts	67-65	W
J 23	Air Force	66-45	W
J 25	Utah	87-69	W
F 6	at San Diego St.	81-71	W
F 8	at Hawaii	76-66	W
F 14	New Mexico	74-67	W
F 15	No. 15 UTEP	72-69	W
F 20	at Wyoming	56-66	L
F 22	at Utah	71-74	L
F 27	Colorado State	86-76	W
M 1	Wyoming	62-65	L
M 6	vs. New Mexico**	68-79	L
M 13	SMU+	67-63	W
M 18	UC-Irvine+	93-80	W
M 21	at Ohio State+	68-79	L

* Kactus Klassic

^ Cougar Classic

** WAC Tournament

+ NIT

1986-87

Record: 21-11
Conference: 12-4, 2nd WAC
Home: 10-4
Road: 9-6
Neutral: 2-1
Postseason: 0-1 NCAA
Long Win Streak: 8
Long Loss Streak: 2
Vs. Ranked Teams: 1-2
Coach: Ladell Anderson

DATE	OPPONENT	SCORE	W/L
N 21	at Oklahoma*	110-119	L
D 3	Utah State	100-86	W
D 6	at Notre Dame	46-62	L
D 9	at No. 4 Iowa	75-86	L
D 12	Arizona State ^	91-85	W
D 13	UC-Fullerton ^	56-59	L
D 16	at Utah State	97-93	W
D 18	at Weber State	84-69	W
D 20	Oral Roberts	95-73	W
D 23	No. 14 Pittsburg	93-73	W
D 29	vs. Michigan St.+	96-88	W
D 30	at Santa Clara+	77-66	W
J 2	Colorado St. (OT)	75-67	W
J 3	Wyoming	77-74	W
J 6	SW Missouri (OT)	61-62	L
J 9	at UTEP	73-66	W
J 10	at New Mexico	89-102	L
J 15	San Diego State	94-82	W
J 17	Hawaii	90-79	W
J 22	Air Force	87-69	W
J 24	at Utah	80-70	W
J 30	at Air Force	91-93	L
J 31	at Colorado State	51-49	W
F 5	New Mexico	98-73	W
F 7	UTEP (OT)	91-93	L
F 14	Utah	58-65	L
F 21	at Wyoming	67-63	W
F 26	at San Diego State	85-68	W
F 28	at Hawaii	100-80	W
M 5	vs. Air Force** (OT)	82-79	W
M 6	at New Mexico**	86-93	L
M 12	vs. No. 16 New Orleans#	79-83	L

* Coca-Cola NIT Classic

^ Cougar Classic

+ Cable Car Classic

** WAC Tournament

NCAA (Birmingham)

1987-88

Record: 26-6
Conference: 13-3, 1st WAC
Home: 17-1
Road: 9-3
Neutral: 1-1
Postseason: 1-1 NCAA
Long Win Streak: 17
Long Loss Streak: 1
Highest Rank: 2nd AP
Final Rank: 19th AP
Vs. Ranked Teams: 3-0
Coach: Ladell Anderson

DATE	OPPONENT	SCORE	W/L
N 27	Montana State	90-89	W
D 1	at Utah State	96-92	W
D 3	at Washington St.	60-54	W
D 5	at UCLA	87-80	W
D 11	Weber State*	104-71	W
D 12	Chicago State*	91-60	W
D 19	Utah State (OT)	121-112	W
D 29	La Salle	95-82	W
J 2	Cent. Connecticut	109-76	W
J 7	Hawaii	97-66	W
J 9	San Diego State	92-65	W
J 15	at No. 12 Wyoming	83-67	W
J 21	at No. 18 UTEP	81-71	W
J 23	at New Mexico	89-82	W
J 30	Air Force	95-75	W
F 2	Tulsa	72-57	W
F 4	Utah	82-64	W
F 6	at Ala.-Birmingham	83-102	L
F 9	Miami (Fla.)	99-86	W
F 11	No. 18 Wyoming	78-69	W
F 13	Colorado State	86-80	W
F 18	at San Diego St. (OT)	80-82	L
F 20	at Hawaii	72-70	W
F 23	at Colorado State	75-67	W



LADELL ANDERSON

Years: 1983-89 (6)

Record: 114-71 (.616)

Anderson was BYU's head coach for six seasons and had a 114-71 record. He led the Cougars to four postseason tournaments, three NCAA and one NIT.

He was the WAC Coach of the Year in 1987-88 and District VII Coach of the Year in 1985-86. Before coming to BYU, Anderson was the head coach at

Utah State for 10 years, leading the Aggies to five NCAA appearances. He also coached the Utah Stars of the ABA and compiled the best two-year mark in ABA history at 115-53. His Stars won the Western Division championship twice. Anderson later became a scout for the Utah Jazz.

ALL-TIME SEASON RESULTS



F 25	at Air Force	76-62	W
F 27	at Utah	60-62	L
M 3	New Mexico	89-82	W
M 5	UTEP (20T)	80-83	L
M 10	Hawaii^	76-74	W
M 11	UTEP^	63-66	L
M 17	vs. UNC-Charlotte#	98-92	W
M 19	vs. Louisville#	76-97	L

* Cougar Classic
^ WAC Tournament (Provo)
NCAA (Atlanta)

1988-89

Record: 14-15
Conference: 7-9, 5th WAC
Home: 10-5
Road: 3-8
Neutral: 1-2
Long Win Streak: 3
Long Loss Streak: 4
Coach: Ladell Andersen

DATE	OPPONENT	SCORE	W/L
N 25	vs. Northeastern*	87-78	W
N 26	vs. St. John's*	77-83	L
D 1	at Weber State	78-80	L
D 3	UCLA	87-97	L
D 9	Texas-Arlington^	87-70	W
D 10	St. Mary's (Calif.)^	69-70	L
D 17	Utah State	96-85	W
D 21	at Utah State	74-72	W
D 23	Brown	90-65	W
J 5	at New Mexico	84-88	L
J 7	at UTEP	76-91	L
J 12	San Diego State	85-81	W
J 14	Hawaii	73-77	L
J 19	at Air Force (OT)	89-88	W
J 21	at Colorado State	84-69	W
J 24	Air Force	78-79	L
J 28	Wichita State	93-92	W
F 2	at Utah	86-90	L
F 4	at Miami (Fla.)	86-107	L
F 9	at San Diego St.	74-89	L
F 11	at Hawaii	66-68	L
F 14	UC-Berkeley	87-74	W
F 16	UTEP	84-76	W
F 18	New Mexico	90-79	W
F 23	at Wyoming	65-72	L
F 25	Utah	81-74	W
M 2	Wyoming	71-67	W
M 4	Colorado State	72-89	L
M 10	vs. Hawaii+	69-72	L

* Lapchick Tournament
^ Cougar Classic
+ WAC Tournament (SLC)

1989-90

Record: 21-9
Conference: 11-5, T1st WAC
Home: 16-0
Road: 5-7
Neutral: 0-2
Postseason: 0-1 NCAA
Long Win Streak: 10
Long Loss Streak: 3
Vs. Ranked Teams: 0-1
Coach: Roger Reid

DATE	OPPONENT	SCORE	W/L
N 24	Siena	83-62	W
N 25	E. Washington	96-84	W
N 28	Weber State	81-65	W
N 30	Utah State	71-65	W
D 2	at Penn State	72-82	L
D 5	at Arizona State	65-64	W
D 8	North Texas*	97-68	W
D 9	UAB*	98-82	W
D 12	Utah State	69-68	W
D 21	Northwestern	69-68	W
D 23	at California	63-85	L
J 4	at Hawaii	71-80	L
J 6	at San Diego St.	63-60	W
J 11	UTEP (OT)	69-67	W
J 13	New Mexico	79-78	W
J 18	at Air Force	64-56	W
J 20	at Wyoming	65-60	W
J 25	Utah	65-49	W
J 27	Colorado State	67-52	W
F 1	San Diego State	75-58	W
F 3	Hawaii	68-65	W
F 7	at Tulsa	66-64	W
F 10	at Utah	73-89	L
F 15	at New Mexico	51-60	L
F 17	at UTEP	63-64	L

F 22	Wyoming	75-64	W
F 24	Air Force	67-42	W
M 1	at Colorado State	57-59	L
M 8	vs. Utah (OT)+	61-62	L
M 15	vs. No. 17 Clemson!#	47-49	L

! (win later vacated by the NCAA)
* Cougar Classic
+ WAC Tournament (El Paso)
NCAA (Hartford)

1990-91

Record: 21-13
Conference: 11-5, 2nd WAC
Home: 10-6
Road: 7-4
Neutral: 4-3
Postseason: 1-1 NCAA
Long Win Streak: 5
Long Loss Streak: 2
Vs. Ranked Teams: 1-5
Coach: Roger Reid

DATE	OPPONENT	SCORE	W/L
N 14	E. Tennessee St.*	80-83	L
N 24	Utah State	98-94	W
N 29	at Weber State	69-57	W
D 1	at Utah State	63-58	W
D 4	at La Salle	81-93	L
D 7	Eastern Kentucky^	90-86	W
D 8	No. 17 St. John's^	62-67	L
D 12	Arizona State	74-82	L
D 19	James Madison	84-66	W
D 21	Stetson	75-77	L
D 22	Tulsa	62-60	W
D 27	vs. No. 12 S. Carolina+	49-52	L
D 29	vs. Rutgers+	70-85	L
J 3	at San Diego State	73-61	W
J 5	at Hawaii	65-74	L
J 10	UTEP	83-67	W
J 12	New Mexico	72-65	W
J 17	at Colorado State	72-55	W
J 19	at Wyoming	80-86	L
J 25	Air Force	72-55	W
J 26	Wyoming	72-77	L
J 31	Colorado State	69-52	W
F 2	at UTEP	69-65	W
F 7	San Diego State	75-55	W
F 9	Hawaii	82-74	W
F 14	at New Mexico	83-76	W
F 16	at No 14 Utah	74-81	L
F 23	at Air Force	70-61	W
M 2	No. 9 Utah (OT)	71-72	L
M 7	vs. Colorado St.**	69-56	W
M 8	vs. Hawaii** (OT)	73-71	W
M 9	vs. No. 8 Utah** (OT)	51-49	W
M 14	vs. Virginia#	61-48	W
M 16	vs. No. 8 Arizona#	61-76	L

* Dodge NIT
^ Cougar Classic
+ Holiday Festival
** WAC Tournament (Laramie)
NCAA (SLC)

1991-92

Record: 25-7
Conference: 12-4, T1st WAC
Home: 14-1
Road: 7-4
Neutral: 4-2
Postseason: 0-1 NCAA
Long Win Streak: 7
Long Loss Streak: 1
Vs. Ranked Teams: 1-2
Coach: Roger Reid

DATE	OPPONENT	SCORE	W/L
N 26	at Utah State	82-66	W
D 5	at Tulsa	102-86	W
D 7	at James Madison	66-63	W
D 13	Utah State*	93-77	W
D 14	Princeton*	65-59	W
D 19	McNeese State	104-64	W
D 21	Weber State	81-68	W
D 28	vs. No. 11 Michigan^	83-86	L
D 29	vs. Florida^	79-73	W
J 4	Tennessee Tech	95-68	W
J 9	at UTEP	69-89	L
J 11	Colorado State	72-51	W
J 16	Wyoming	68-59	W
J 18	Air Force	66-45	W
J 23	at Wyoming	67-72	L
J 25	at Colorado St. (OT)	79-74	W
J 30	New Mexico	85-65	W
F 1	No. 19 UTEP	80-63	W

F 6	at San Diego St.	89-59	W
F 8	at Hawaii	83-87	L
F 13	at Air Force	68-60	W
F 15	La Salle	80-81	L
F 20	Utah	58-56	W
F 22	at New Mexico (OT)	84-95	L
F 27	Hawaii	81-64	W
F 29	San Diego State	98-78	W
M 3	Cal St Northridge	100-68	W
M 7	at Utah	87-73	W
M 12	vs. Air Force+	72-51	W
M 13	vs. Utah+	75-62	W
M 14	vs. UTEP+	73-71	W
M 19	vs. No. 25 LSU#	83-94	L

* Cougar Classic
^ Red Lobster (Orlando)
+ WAC Tournament (Fort Collins)
NCAA (Boise)

1992-93

Record: 25-9
Conference: 15-3, T1st WAC
Home: 13-1
Road: 8-3
Neutral: 4-5
Postseason: 1-1 NCAA
Long Win Streak: 13
Long Loss Streak: 3
Highest Rank: 21st AP
Vs. Ranked Teams: 1-3
Coach: Roger Reid

DATE	OPPONENT	SCORE	W/L
D 1	Arizona State	108-98	W
D 4	at Utah State	93-83	W
D 8	at Weber St. (OT)	77-83	L
D 11	Southern Utah*	108-62	W
D 12	Georgia*	74-64	W
D 18	Utah State	89-65	W
D 21	vs. No. 9 Oklahoma^	76-75	W
D 22	vs. Memphis St.^ (OT)	73-67	W
D 23	vs. No. 1 Duke^	66-89	L
D 28	vs. Oregon+	70-76	L
D 29	vs. Oregon State+	79-93	L
J 2	UTEP	79-73	W
J 4	New Mexico	70-56	W
J 9	Utah	53-54	L
J 14	at Fresno State	72-57	W
J 16	at Air Force	103-68	W
J 21	San Diego State	76-64	W
J 23	Hawaii (OT)	84-80	W
J 28	at Colorado State	70-63	W
J 30	at Wyoming	77-64	W
F 4	Colorado State	81-57	W
F 6	Wyoming	75-62	W
F 11	at Hawaii	62-56	W
F 13	at San Diego State	80-73	W
F 18	Fresno State	90-74	W
F 20	Air Force	98-80	W
F 25	Sacramento State	128-78	W
F 27	at No. 11 Utah	83-89	L
M 4	at UTEP	84-63	W
M 6	at New Mexico	76-79	L
M 11	vs. Hawaii**	85-71	W
M 12	vs. New Mexico**	59-68	L
M 18	vs. SMU#	80-71	W
M 20	vs. No. 9 Kansas#	76-90	L

* Cougar Classic
^ Maui Invitational (Hawaii)
+ Far West Classic (Portland, Oregon)
** WAC Tournament (SLC)
NCAA (Chicago)

1993-94

Record: 22-10
Conference: 12-6, 3rd WAC
Home: 14-2
Road: 5-6
Neutral: 3-2
Postseason: 1-1 NIT
Long Win Streak: 6
Long Loss Streak: 2
Vs. Ranked Teams: 0-1
Coach: Roger Reid

DATE	OPPONENT	SCORE	W/L
N 27	at Arizona State	95-106	L
D 3	vs. S. Carolina*	72-68	W
D 4	vs. No. 4 N. Carolina*	65-97	L
D 10	Nicholls State^	111-96	W
D 11	Oklahoma Baptist^	78-76	W
D 14	Utah State	78-65	W
D 17	Texas Tech	84-74	W
D 21	Weber State	92-79	W



ROGER REID

Years: 1989-1996 (8)
Record: 152-77 (.664)

Reid achieved six 20-win seasons while at BYU compiling a 152-77 record, which is the highest winning percentage ever for a BYU coach. He took the Cougars to six postseason tournaments, five NCAA and one NIT. His teams won three WAC titles and two WAC Tournaments. Reid was WAC Coach of the Year and District Coach of the Year during his first year as head coach in 1989-90.

He was an assistant coach for 11 years before taking over

the team in 1989. Reid went on to serve as an assistant coach with the Phoenix Suns.

N 30	Pacific	58-80	L
D 4	at Weber State	80-97	L
D 10	Utah State	64-61	W
D 13	Boise State*	58-65	L
D 14	Houston*	69-89	L
D 21	at Georgia	65-84	L
D 27	at Penn State	53-75	L
D 31	San Diego St. (OT)	86-89	L
J 4	at Wyoming	61-89	L
J 11	No. 9 Utah	51-61	L
J 16	at TCU	61-101	L
J 18	at SMU	50-75	L
J 23	Rice	59-62	L
J 25	No. 24 Tulsa	56-72	L
F 1	at UTEP	49-75	L
F 3	at No. 13 New Mexico	32-74	L
F 6	at No. 5 Utah	49-85	L
F 8	Wyoming	60-72	L
F 13	TCU	80-92	L
F 15	Southern Methodist	62-74	L
F 20	at Tulsa	65-80	L
F 22	at Rice	44-68	L
F 27	No. 11 New Mexico	48-90	L
M 1	UTEP	76-81	L

* Cougar Classic

1997-98

Record: 9-21
Conference: 4-10, 6th WAC
Home: 4-10
Road: 4-9
Neutral: 1-2
Long Win Streak: 2
Long Loss Streak: 9
Vs. Ranked Teams: 1-3
Coach: Steve Cleveland

DATE	OPPONENT	SCORE	W/L
N 14	at San Diego St.	73-59	W
N 19	Washington State	49-78	L
N 21	Oregon	67-74	L
N 29	at Utah State	69-72	L
D 2	Penn State	50-80	L
D 6	at Boise State	67-83	L
D 9	Washington	68-83	L
D 12	Utah State*	83-70	W
D 13	Pepperdine*	53-52	W
D 22	at California	64-68	L
D 27	at Hawaii	53-73	L
D 28	vs. Virginia	54-72	L
D 29	vs. Ohio State	72-65	W
J 5	at Tulsa	57-53	W
J 10	No. 3 Utah	61-71	L
J 15	Wyoming	60-41	W
J 17	Colorado State	44-55	L
J 22	at UNLV	63-76	L
J 24	at Air Force	61-80	L
J 29	No. 14 New Mexico	54-72	L
J 31	UTEP	59-68	L
F 5	at No. 5 Utah	68-83	L
F 7	Tulsa	59-65	L
F 12	at Colorado State	74-83	L
F 14	at Wyoming	54-77	L
F 19	Air Force	79-60	W
F 21	UNLV	76-84	L
F 26	at No. 16 New Mexico	83-62	W
F 28	at UTEP (3OT)	76-75	W
M 3	vs. Tulsa+	56-59	L

* Cougar Classic
+ WAC Tournament (Las Vegas)

1998-99

Record: 12-16
Conference: 6-8, 5th WAC
Home: 9-5
Road: 2-10
Neutral: 1-1
Long Win Streak: 3
Long Loss Streak: 4
Vs. Ranked Teams: 0-5
Coach: Steve Cleveland

DATE	OPPONENT	SCORE	W/L
N 13	Wofford	73-67	W
N 19	at Weber State	80-83	L
N 23	at Auburn	43-62	L
N 28	No. 11 Arizona (OT)	74-78	L
D 1	Denver	89-71	W
D 5	at Oregon	62-93	L
D 8	at Washington St.	69-70	L
D 11	Louisiana Tech*	76-68	W
D 12	CS-Northridge*	84-78	W
D 19	California	70-71	L
D 22	at UC-Irvine	75-82	L

D 28	W. Washington	106-74	W
J 3	at New Mexico	68-74	L
J 5	at UTEP	67-59	W
J 8	at Utah	64-62	W
J 13	Fresno State	73-65	W
J 15	Air Force	87-73	W
J 20	at San Diego St. (OT)	83-82	W
J 22	at Hawaii	66-69	L
J 27	Wyoming	82-66	W
J 29	Colorado State	79-66	W
F 3	at Wyoming	65-79	L
F 5	at Colorado St. (OT)	72-70	W
F 10	San Diego State	101-87	W
F 12	Hawaii	85-79	W
F 17	at Air Force	94-82	W
F 19	at Fresno State	68-73	L
F 26	Utah	73-70	W
M 3	New Mexico (OT)	82-84	L
M 5	UTEP	61-62	L
M 10	vs. Utah+	96-65	W
M 11	vs. Fresno State+	87-72	W
M 12	vs. Hawaii+	66-73	L
M 17	Arizona State#	74-67	W
M 22	at Fresno State#	66-68	L

* Tournament of Champions (Charlotte)

^ Cougar Classic

+ WAC Tournament (SLC)

NIT

1994-95

Record: 22-10
Conference: 13-5, T2nd WAC
Home: 14-0
Road: 5-7
Neutral: 3-3
Postseason: 0-1 NCAA
Long Win Streak: 7
Long Loss Streak: 3
Vs. Ranked Teams: 1-0
Coach: Roger Reid

DATE	OPPONENT	SCORE	W/L
N 23	vs. Oklahoma St.*	69-59	W
N 25	vs. Louisville*	75-60	W
N 26	vs. Minnesota*	74-79	L
D 1	at Utah State	59-83	L
D 3	Nevada-Reno	96-80	W
D 6	Mississippi State (OT)	74-68	W
D 9	Southern Utah^	82-67	W
D 10	Northwestern St. ^	80-53	W
D 17	NE Louisiana	87-69	W
D 21	at Weber State	74-86	L
D 29	at San Jose State+	74-61	W
D 30	vs. Santa Clara+	76-55	W
J 3	Utah	64-57	W
J 7	at Air Force	89-68	W
J 9	at Fresno State	69-61	W
J 12	San Diego State	66-57	W
J 14	Hawaii	74-67	W
J 19	at Colorado State	72-80	L
J 21	at Wyoming	58-52	W
J 26	UTEP (OT)	95-89	W
J 28	New Mexico	81-63	W
F 2	at UTEP (OT)	85-88	L
F 4	at New Mexico	74-72	W
F 9	Colorado State	76-68	W
F 11	Wyoming	78-72	W
F 16	at Hawaii	70-73	L

F 18	at San Diego St.	52-58	L
F 23	Fresno State	81-59	W
F 25	Air Force	79-72	W
M 4	at Utah	79-87	L
M 9	vs. Colorado St.**	73-75	L
M 16	vs. Tulane#	70-76	L

* Great Alaska Shootout

^ Cougar Classic

+ Cable Car Classic (San Jose)

** WAC Tournament (Albuquerque)

NCAA (Memphis)

1995-96

Record: 15-13
Conference: 9-9, 5th WAC
Home: 11-4
Road: 4-8
Neutral: 0-1
Long Win Streak: 4
Long Loss Streak: 3
Vs. Ranked Teams: 0-3
Coach: Roger Reid

DATE	OPPONENT	SCORE	W/L
N 25	Boise State	86-71	W
N 28	at Nevada-Reno	77-79	L
D 2	at No. 8 Mississippi St.	74-79	L
D 5	Utah State	76-52	W
D 8	CS-Northridge*	99-74	W
D 9	Louisiana Tech*	74-64	W
D 12	Weber State	91-86	W
D 22	at Texas Tech	71-81	L
D 28	Morgan State	110-69	W
J 2	at No. 15 Utah	77-83	L
J 8	Air Force	68-64	W
J 10	Fresno State	97-84	W
J 13	at San Diego State	76-83	L
J 15	at Hawaii	78-77	W
J 18	Wyoming	84-75	W
J 20	Colorado State	76-78	L
J 25	at New Mexico	77-83	L
J 27	at UTEP	90-82	W
F 1	New Mexico	81-88	L
F 3	UTEP	82-71	W
F 8	at Colorado St.	76-81	L
F 10	at Wyoming	81-71	W
F 15	San Diego State	81-68	W
F 17	Hawaii	89-94	L
F 22	at Air Force	80-66	W
F 24	at Fresno State	83-95	L
M 2	No. 10 Utah	85-96	L
M 7	vs. Colorado St. +	84-100	L

1996-97

Record: 1-25
Conference: 0-16, 8th WAC
Home: 1-13
Road: 0-12
Long Win Streak: 1
Long Loss Streak: 21
Vs. Ranked Teams: 0-5
Coach: Roger Reid/Tony Ingle

DATE	OPPONENT	SCORE	W/L
N 22	Cal St.-Fullerton	67-75	L
N 26	at Washington	44-95	L



J 2	Utah State	61-59	W
J 9	at Utah	54-75	L
J 14	at San Diego State	83-76	W
J 16	at Hawaii	60-59	W
J 21	San Jose State	75-44	W
J 23	Fresno State	75-79	L
J 28	at UTEP	72-87	L
J 30	at No. 12 New Mexico	68-78	L
F 6	No. 20 Utah	46-71	L
F 11	Hawaii	81-68	W
F 13	San Diego State	93-76	W
F 18	at Fresno State	71-80	L
F 20	at San Jose St. (OT)	74-76	L
F 25	No. 21 New Mexico	64-85	L
F 27	UTEP	85-64	W
M 2	vs. TCU+	90-74	W
M 4	vs. No. 8 Utah+	62-81	L

* Cougar Classic
+ WAC Tournament (Las Vegas)

1999-2000

Record: 22-11
Conference: 7-7, 6th MWC
Home: 14-2
Road: 6-9
Neutral: 2-0
Postseason: 2-1 NIT
Long Win Streak: 5
Long Loss Streak: 2
Vs. Ranked Teams: 0-2
Coach: Steve Cleveland

DATE	OPPONENT	SCORE	W/L
N 20	Cal St.-Riverside	91-62	W
N 24	Southern Utah	92-66	W
D 1	at No. 4 Arizona	62-86	L
D 4	at Denver	81-58	W
D 7	Arizona State	78-67	W
D 10	Texas Southern*	76-61	W
D 11	Weber State*	66-53	W
D 18	S. Carolina State	76-43	W
D 21	at South Alabama	63-64	L
D 23	at Fla. Int. (OT)	83-75	W
D 29	at CS-Santa Barb.	57-48	W
J 5	UC-Irvine	77-66	W
J 8	at Utah State	82-73	W
J 10	at UNLV	77-75	W
J 15	Utah	49-56	L
J 20	Wyoming	87-78	W
J 22	Colorado State	68-47	W
J 27	at Air Force	55-60	L
J 29	at New Mexico	69-78	L
F 3	at San Diego State	72-50	W
F 12	at No. 21 Utah	62-77	L

F 17	New Mexico	74-78	L
F 19	UNLV	83-82	W
F 24	at Colorado State	54-68	L
F 26	at Wyoming	70-85	L
M 2	Air Force	73-52	W
M 4	San Diego State	67-50	W
M 9	vs. New Mexico^	55-43	W
M 10	vs. Utah^	58-54	W
M 11	at UNLV^	56-79	L
M 15	Bowling Green+	81-54	W
M 20	So. Illinois+	82-57	W
M 22	at Notre Dame+	52-64	L

* Cougar Classic
^ MWC Tournament (Las Vegas)
+ NIT

2000-01

Record: 24-9
Conference: 10-4, T1st MWC
Home: 15-0
Road: 4-6
Neutral: 5-3
Postseason: 0-1 NCAA
Long Win Streak: 6
Long Loss Streak: 2
Coach: Steve Cleveland

DATE	OPPONENT	SCORE	W/L
N 21	Elon College	100-63	W
N 25	UC Santa Barbara	67-53	W
N 30	at San Francisco	70-80	L
D 2	at Arizona State	52-80	L
D 7	Florida Intl.	78-50	W
D 9	vs. Rice	59-49	W
D 14	Southern Utah	58-52	W
D 16	Utah State	69-67	W
D 21	vs. Boise State*	83-67	W
D 22	vs. Iowa St.*	71-77	L
D 23	vs. USC*	67-70	L
D 28	at Weber State	84-75	W
D 30	South Alabama	64-42	W
J 2	Idaho	75-47	W
J 6	Texas A&M Corpus C.	84-68	W
J 13	San Diego State	79-50	W
J 15	UNLV	91-63	W
J 20	at Colorado State	55-60	L
J 22	at Wyoming	78-85	L
J 29	Utah	69-61	W
F 1	Air Force	62-45	W
F 3	New Mexico	65-49	W
F 10	at UNLV	56-68	L
F 12	at San Diego State	69-66	W
F 15	Wyoming	79-63	W
F 17	Colorado State	68-51	W

F 24	at Utah	75-82	L
M 1	at New Mexico	72-67	W
M 3	at Air Force	51-50	W
M 8	vs. Air Force^	69-54	W
M 9	vs. Wyoming^	77-66	W
M 10	vs. New Mexico^	69-65	W
M 15	vs. Cincinnati#	59-84	L

* Yahoo Sports Invitational (Laie, HI)
^ MWC Tournament (Las Vegas) - Champion
NCAA (San Diego)

2001-02

Record: 18-12
Conference: 7-7, T4th MWC
Home: 16-0
Road: 1-11
Neutral: 1-1
Postseason: 1-1 NIT
Long Win Streak: 8
Long Loss Streak: 3
Coach: Steve Cleveland

DATE	OPPONENT	SCORE	W/L
N 17	at Univ. of San Diego	70-59	W
N 24	Arizona State	82-70	W
N 28	at UC Santa Barbara	58-68	L
D 1	at Utah State (OT)	81-90	L
D 5	Weber State	65-47	W
D 8	Creighton	61-52	W
D 12	Fort Lewis	101-53	W
D 15	Idaho	70-48	W
D 22	vs. No. 13 Stanford*	81-76	W
D 27	CS Northridge	84-70	W
D 29	Southern Utah	79-58	W
J 2	San Francisco	65-51	W
J 5	at Pepperdine (OT)	79-82	L
J 12	San Diego State	75-64	W
J 15	UNLV	60-47	W
J 19	at New Mexico	58-73	L
J 21	at Air Force	64-74	L
J 28	at Utah	66-71	L
F 2	Wyoming	85-70	W
F 4	Colorado State	57-52	W
F 9	at UNLV	70-73	L
F 11	at San Diego State	73-77	L
F 16	New Mexico	68-62	W
F 18	Air Force	67-51	W
F 23	Utah	63-61	W
F 28	at Wyoming	60-76	L
M 2	at Colorado State (OT)	75-79	L
M 7	vs. San Diego State^	51-62	L
M 14	UC Irvine +	78-55	W
M 20	at Memphis +	69-80	L

* Las Vegas Showdown
^ MWC Tournament (Las Vegas)
+ NIT

2002-03

Record: 23-9
Conference: 11-3, T1st MWC
Home: 13-1
Road: 6-5
Neutral: 4-3
Postseason: 0-1 NCAA
Long Win Streak: 5
Long Loss Streak: 2
Vs. Ranked Teams: 0-2
Coach: Steve Cleveland

DATE	OPPONENT	SCORE	W/L
N 22	vs. Toledo*	71-56	W
N 23	vs. Kansas State*	73-64	W
N 25	vs. St. Bonaventure*	66-57	W
N 30	Rice	95-56	W
D 4	at Arizona State	64-60	W
D 7	at Creighton	64-74	L
D 11	San Diego	64-49	W
D 14	Utah State	66-56	W
D 21	UC Santa Barbara	69-56	W
D 23	at San Francisco	72-84	L
D 28	Southern Utah	93-60	W
J 2	Pepperdine	84-68	W
J 4	vs. Oklahoma State+	65-78	L
J 8	at Weber State	69-75	L
J 11	Idaho State	77-58	W
J 16	UNLV	85-77	W
J 20	at San Diego State	80-69	W
J 25	Utah	75-79	L
F 1	New Mexico	80-64	W
F 3	Air Force	65-33	W
F 8	at Wyoming	74-66	W
F 10	at Colorado State	77-68	W
F 14	at UNLV	54-61	L
F 17	San Diego State	66-64	W



STEVE CLEVELAND

Years: 1997-2005 (8)
Record: 138-108 (.561)

Having rebuilt a BYU basketball program that had a 1-25 record prior to his arrival, Cleveland achieved a conference title in his fourth season and guided BYU to five consecutive postseason tournaments. Coming off his second conference championship in 2003, Cleveland was named the MWC Coach of the Year after his team finished 23-9 and earned an NCAA Tournament berth. With its invitation in 2004, BYU competed

in three NCAA Tournaments under Cleveland (2001, 2003, 2004). In 2000-01, BYU finished 24-9 while earning its first conference tournament title since 1992, its first regular-season championship since 1993 and its first NCAA bid since 1995. In 2001-02, Cleveland's team upset No. 13 Stanford, and during 2003-04 the Cougars upset then No. 25 Oklahoma State, who went on to win the Big 12 title and advance to the NCAA Final Four. He left BYU ranked fourth all-time in coaching victories and second all-time in Marriott Center wins. He is currently the head coach at Fresno State.

F 24	at No. 23 Utah	64-71	L
M 1	at Air Force	56-43	W
M 3	at New Mexico	91-81	W
M 6	Wyoming	69-50	W
M 8	Colorado State	67-55	W
M 13	vs. New Mexico ^	71-56	W
M 14	vs. Colorado State ^ (OT)	80-86	L
M 20	vs. No. 23 Connecticut#	53-58	L

* Paradise Jam Tournament (Virgin Islands)
 + All-College Classic (Oklahoma City)
 ^ MWC Tournament (Las Vegas)
 # NCAA (Spokane, Wash.)

2003-04

Record: 21-9
 Conference: 10-4, 2nd MWC
 Home: 13-0
 Road: 5-7
 Neutral: 3-2
 Postseason: 0-1 NCAA
 Long Win Streak: 9
 Long Loss Streak: 3
 Vs. Ranked Teams: 1-1
 Coach: Steve Cleveland

DATE	OPPONENT	SCORE	WL
N 21	Southern Utah	88-54	W
N 26	at California	46-47	L
N 29	Utah Valley State	84-65	W
D 2	at Boise State	75-69	W
D 6	vs. No. 25 Oklahoma St. +	76-71	W
D 10	Western Oregon	92-56	W
D 13	Southern California	85-61	W
D 20	Weber State	86-65	W
D 23	at Utah State	74-76	L
D 29	vs. Idaho State*	90-66	W
D 30	at Santa Clara*	68-66	W
J 2	St. Mary's College (Calif.)	70-55	W
J 7	at North Carolina State	62-89	L
J 12	at San Diego State	61-65	L
J 17	Colorado State	82-53	W
J 19	Wyoming	78-64	W
J 24	at Air Force	52-74	L
J 26	at New Mexico	63-65	L
J 31	at Utah	56-64	L
F 7	UNLV	64-61	W
F 9	San Diego State (OT)	83-69	W
F 14	at Wyoming	67-53	W
F 16	at Colorado State	79-73	W
F 21	New Mexico	88-71	W
F 23	Air Force	67-61	W
M 1	Utah	70-57	W
M 6	at UNLV	89-88	W
M 11	vs. Wyoming ^	79-74	W
M 12	vs. Utah ^	51-54	L
M 18	vs. No. 20 Syracuse#	75-80	L

+ Played at Delta Center, Salt Lake City
 * Cable Car Classic (Santa Clara)
 ^ MWC Tournament (Denver)
 # NCAA Tournament (Denver)

2004-05

Record: 9-21
 Conference: 3-11, 7th MWC
 Home: 6-8
 Road: 2-9
 Neutral: 1-4
 Long Win Streak: 3
 Long Loss Streak: 5
 Vs. Ranked Teams: 0-4
 Coach: Steve Cleveland

DATE	OPPONENT	SCORE	WL
N 22	vs. No. 4 North Carolina*	50-86	L
N 23	vs. Stanford*	53-62	L
N 24	at Chaminate#	77-56	W
N 27	California	64-67	L
D 1	at Utah State	57-71	L
D 4	at USC	82-87	L
D 8	Boise State	90-77	W
D 11	vs. Washington State +	46-49	W
D 18	Utah State	62-84	L
D 21	No. 16 N.C. State	61-72	L
D 23	at Weber State	79-61	W
D 28	Southern Utah	77-52	W
D 31	Santa Clara	87-74	W
J 4	at Saint Mary's	51-72	L
J 8	San Diego State	57-59	L
J 11	MSU-Billings	110-70	W
J 15	at Colorado State	67-74	L
J 17	at Wyoming	71-83	L
J 22	Air Force	49-52	L
J 24	New Mexico	68-53	W
J 31	No. 25 Utah	58-72	L



DAVE ROSE

Years: 2005-Present (6)

Record: 159-45 (.779)

Dave Rose has guided BYU to five-straight 25-win seasons, five-straight trips to the NCAA Tournament and five-straight seasons ranked in the top 25 — all program firsts.

Rose coached last year's team to a program record 32 wins (32-5 overall, 14-2 MWC) and guided the Cougars to the Sweet 16 for the first time since 1981. With a 159-45 record, Rose has produced a six-year resume that is nearly unmatched. In fact, among the

40-plus coaches who took over a program in 2005, Rose has the best winning percentage (.779) and the most wins (159). His 159 victories place him tied for third for best career starts (through six seasons) by wins in NCAA history, ahead of the likes of Tom Izzo, Larry Brown and Thad Matta. Rose is a three-time MWC Coach of the Year and two-time USBWA District VIII Coach of the Year. He is also second all-time at BYU in career victories and first in career winning percentage.

F 5	at UNLV (OT)	82-72	W
F 7	at San Diego State	58-66	L
F 12	Wyoming	58-59	L
F 14	Colorado State	50-49	W
F 19	at New Mexico	72-91	L
F 21	at Air Force	39-70	L
F 26	at No. 13 Utah	60-69	L
M 5	UNLV	66-76	L
M 10	vs. New Mexico ^	71-85	L

* EA SPORTS Maui Invitational

+ Played at Delta Center, Salt Lake City

^ MWC Tournament (Denver)

2005-06

Record: 20-9
 Conference: 12-4, T2nd MWC
 Home: 14-1
 Road: 5-7
 Neutral: 1-1
 Postseason: 0-1 NIT
 Long Win Streak: 6
 Long Loss Streak: 2
 Coach: Dave Rose

DATE	OPPONENT	SCORE	WL
N 18	Loyola Marymount	71-83	L
N 22	at Wash. St. (in Spokane)	76-68	W
N 26	Southern Utah	86-61	W
N 30	vs. Lamar +	97-74	W
D 3	at USC	68-74	L
D 7	Boise State	80-77	W
D 10	Northern Kentucky	65-46	W
D 17	Weber State	80-54	W
D 22	at Utah State	80-91	L
D 27	Eastern Washington	97-66	W
D 30	Tulsa	68-49	W
J 5	at Air Force	59-75	L
J 7	Utah	72-60	W
J 11	at UNLV	72-82	L
J 18	Wyoming	80-67	W
J 21	at San Diego St.	88-61	L
J 25	TCU (OT)	89-80	W
J 28	at Colorado State	86-84	W
F 1	at New Mexico	77-71	W
F 4	Air Force	65-59	W
F 8	at Utah	79-60	L
F 11	UNLV	75-72	W
F 18	at Wyoming	74-68	W
F 22	San Diego State	100-90	W
F 25	at TCU	81-72	W
M 1	Colorado State	77-69	W
M 4	New Mexico	76-68	W
M 9	vs. Utah ^	70-74	L
M 15	at Houston +	67-77	L

+ Played at Delta Center, Salt Lake City

^ MWC Tournament (Denver)

2006-07

Record: 25-9
 Conference: 13-3, 1st MWC
 Home: 17-0
 Road: 6-7
 Neutral: 2-2
 Postseason: 0-1 NCAA
 Long Win Streak: 8
 Long Loss Streak: 2
 Highest Rank: 21st AP
 Final Rank: 24th AP
 Vs. Ranked Teams: 3-3
 Coach: Dave Rose

DATE	OPPONENT	SCORE	WL
N 15	at No. 5 UCLA	69-82	L
N 18	Idaho State (OT)	84-78	W
N 22	Portland	79-50	W
N 24	Southern Utah	80-61	W
N 29	at Boise State	68-72	L
D 2	at Weber State (OT)	73-69	W
D 6	San Jose State	81-69	W
D 9	vs. No. 25 Michigan St. +	61-76	L
D 13	at Lamar (OT)	77-86	L
D 16	Utah State	75-62	W
D 22	Western Oregon	102-40	W
D 28	Liberty*	73-59	W
D 29	Oral Roberts*	72-62	W
D 30	Seton Hall*	77-68	W
J 6	San Diego State	80-58	W
J 10	TCU	89-65	W
J 13	at UNLV	75-83	L
J 16	Wyoming	89-81	W
J 20	at Colorado State	78-90	L
J 24	at New Mexico	70-49	W
J 27	No. 13 Air Force	61-52	W
J 31	at Utah	76-66	W
F 3	No. 25 UNLV	90-63	W
F 6	at Wyoming	77-73	W
F 10	at TCU	85-72	W
F 14	New Mexico	96-83	W
F 21	Colorado State	76-67	W
F 24	at San Diego State	74-86	L
F 27	at No. 20 Air Force	62-58	W
M 3	Utah	85-62	W
M 8	vs. TCU ^	77-64	W
M 9	vs. Wyoming ^	96-84	W
M 10	at No. 25 UNLV ^	70-78	L
M 15	vs. Xavier#	77-79	L

+ Played at The Palace of Auburn Hills (Mich.)

* BYU Holiday Classic

^ MWC Tournament (Las Vegas)

NCAA Tournament (Lexington, Ky.)



2007-08

Record: 27-8
 Conference: 14-2, 1st MWC
 Home: 16-0
 Road: 8-5
 Neutral: 3-3
 Postseason: 0-1 NCAA
 Long Win Streak: 9
 Long Loss Streak: 2
 Highest Rank: 20th AP
 Vs. Ranked Teams: 1-2
 Coach: Dave Rose

DATE	OPPONENT	SCORE	W/L
N 10	at Long Beach State	74-34	W
N 14	Idaho State	90-69	W
N 16	Jackson State*	100-61	W
N 20	Hartford*	97-73	W
N 23	vs. No. 6 Louisville*	78-76	W
N 24	vs. No. 1 N. Carolina*	63-73	L
D 1	at Portland	78-54	W
D 5	Weber State	72-57	W
D 8	vs. No. 9 Michigan St.+	61-68	L
D 12	Lamar	88-66	W
D 15	Pepperdine	86-67	W
D 21	Southern Utah	70-55	W
D 29	at Boise State	70-73	L
J 3	Loyola Marymount	91-62	W
J 8	at Wake Forest	62-79	L
J 12	Colorado State	92-73	W
J 15	at UNLV	41-70	L
J 19	at Utah	55-52	W
J 23	San Diego State	59-56	W
J 26	New Mexico	83-66	W
J 30	at Air Force	69-53	W
F 2	at Wyoming	73-63	W
F 6	TCU	83-72	W
F 13	at Colorado State	79-65	W
F 16	UNLV	74-48	W
F 20	Utah	67-59	W
F 23	at San Diego State	65-69	W
F 26	at New Mexico (OT)	70-69	W
M 1	Air Force	76-57	W
M 5	Wyoming	78-61	W
M 8	at TCU	61-54	W
M 13	vs. Colorado State ^	89-62	W
M 14	vs. San Diego State ^	63-54	W
M 15	at UNLV ^	61-76	L
M 20	vs. Texas A&M#	62-67	L

*Las Vegas Invitational
 +Played at EnergySolutions Arena (SLC)
 ^ MWC Tournament (Las Vegas)
 #NCAA Tournament (Anaheim, Calif.)

2008-09

Record: 25-8
 Conference: 12-4, T1st MWC
 Home: 14-2
 Road: 9-3
 Neutral: 2-3
 Postseason: 0-1 NCAA
 Long Win Streak: 10
 Long Loss Streak: 2
 Highest Rank: 25th AP
 Vs. Ranked Teams: 0-2
 Coach: Dave Rose

DATE	OPPONENT	SCORE	W/L
N 14	Long Beach State	75-65	W
N 18	at Pepperdine	82-53	W
N 20	North Florida*	74-41	W
N 21	Rice*	83-52	W
N 22	Cal Poly*	76-64	W
N 29	at Idaho State	85-65	W
D 3	at Weber State	92-62	W
D 6	vs. Utah State+	68-63	W
D 10	Boise State	94-56	W
D 13	Portland	91-76	W
D 20	No. 20 vs. Arizona State~	75-76	L
D 30	at Tulsa (CBS C)	74-68	W
J 3	No. 6 Wake Forest	87-94	L
J 6	Western Oregon	85-64	W
J 10	at Colorado State	86-60	W
J 13	TCU	73-61	W
J 17	at New Mexico	62-81	L
J 21	UNLV	70-76	L
J 24	San Diego State	77-71	W
J 27	at Utah (OT)	88-94	L
J 31	Wyoming	84-60	W
F 3	at Air Force	71-50	W
F 11	Colorado State	94-60	W
F 14	at TCU	79-63	W
F 17	New Mexico	73-62	W
F 21	at UNLV	74-75	L

F 24	at San Diego State	69-59	W
F 28	Utah	63-50	W
M 4	at Wyoming	78-68	W
M 7	Air Force	54-49	W
M 12	vs. Air Force ^	80-69	W
M 13	vs. San Diego State ^	62-64	L
M 19	vs. Texas A&M#	66-79	L

* Basketball Travelers Invitational (Marriott Center)
 + Played at Energy Solutions Arena (Salt Lake City)
 ~ 2008 Stadium Shootout (Glendale, Ariz.)
 ^ MWC Tournament (Las Vegas)
 # NCAA Tournament (Philadelphia)

2009-10

Record: 30-6
 Conference: 13-3, 2nd MWC
 Home: 15-1
 Road: 10-4
 Neutral: 5-1
 Postseason: 1-1 NCAA
 Long Win Streak: 15
 Long Loss Streak: 1
 Highest Rank: 10th Coaches Poll
 Final Rank: 17th AP
 Vs. Ranked Teams: 0-3
 Coach: Dave Rose

DATE	OPPONENT	SCORE	W/L
N 13	Bradley	70-60	W
N 17	Idaho State	87-53	W
N 20	at Hawaii	83-65	W
N 24	Southern	107-51	W
N 27	Weber State	87-70	W
D 2	at Utah State	61-71	L
D 5	vs. San Francisco+	69-43	W
D 8	Arizona State	81-68	W
D 12	at Fresno State	72-67	W
D 17	Wagner*	77-61	W
D 19	Eastern Washington*	91-34	W
D 22	vs. Nevada*	110-104	W
D 23	vs. Nebraska*	88-66	W
D 28	at Arizona~	99-69	W
J 2	Eastern New Mexico	95-49	W
J 6	UNLV	77-73	W
J 9	at UTEP	83-77	W
J 13	at Air Force	67-49	W
J 16	Colorado State	91-47	W
J 20	Wyoming	81-66	W
J 23	at San Diego State	71-69	W
J 27	at No. 23 New Mexico	72-76	L
J 30	Utah	82-69	W
F 2	TCU	76-56	W
F 6	at UNLV	74-88	L
F 13	Air Force	91-48	W
F 17	at Colorado State	92-70	W
F 20	at Wyoming	85-63	W
F 24	San Diego State	82-68	W
F 27	No. 10 New Mexico	81-83	L
M 3	at Utah	71-51	W
M 6	at TCU	107-77	W
M 11	vs. TCU ^	95-85	W
M 12	at UNLV ^	66-70	L
M 18	vs. Florida# (2OT)	99-92	W
M 20	vs. Kansas State#	72-84	L

* Las Vegas Classic
 + Played at EnergySolutions Arena (Salt Lake City)
 ~ 2009 Fiesta Bowl Classic
 ^ MWC Tournament (Las Vegas)
 # NCAA Tournament (Oklahoma City)

2010-11

Record: 32-5
 Conference: 14-2, T1st MWC
 Home: 13-1
 Road: 10-1
 Neutral: 9-3
 Postseason: 2-1 NCAA
 Long Win Streak: 10
 Long Loss Streak: 1
 Highest Rank: 3rd AP/Coaches Poll
 Final Rank: 10th AP
 Vs. Ranked Teams: 3-2
 Coach: Dave Rose

DATE	OPPONENT	SCORE	W/L
N 12	Fresno State	83-56	W
N 17	Utah State	78-72	W
N 20	Chicago State*	109-60	W
N 23	Mississippi Valley State*	83-36	W
N 26	vs. South Florida (2OT)*	77-75	W
N 27	vs. Saint Mary's*	74-73	W
D 1	at Creighton ^	77-65	W
D 4	vs. Hawaii	78-57	W
D 8	vs. Vermont	86-58	W

D 11	vs. Arizona	87-65	W
D 18	vs. UCLA#	79-86	L
D 21	at Weber State	72-66	W
D 23	UTEP	89-68	W
D 30	at Buffalo	90-82	W
J 1	Fresno Pacific	93-57	W
J 5	at UNLV	89-77	W
J 8	Air Force	76-66	W
J 11	at Utah	104-79	W
J 18	TCU	83-67	W
J 22	at Colorado State	94-85	W
J 26	San Diego State	71-58	W
J 29	at New Mexico	77-86	L
F 2	at Wyoming	69-62	W
F 5	UNLV	78-64	W
F 9	at Air Force	90-52	W
F 12	Utah	72-59	W
F 19	at TCU	79-56	W
F 23	Colorado State	84-76	W
F 26	at San Diego State	80-67	W
M 2	New Mexico	64-82	L
M 5	Wyoming	102-78	W
M 10	vs. TCU~	64-58	W
M 11	vs. New Mexico~	87-76	W
M 12	vs. San Diego State~	54-72	L
M 17	vs. Wofford%	74-66	W
M 19	vs. Gonzaga%	89-67	W
M 24	vs. Florida (OT)@	64-83	L

* South Padre Island Invitational
 ^ Mountain West-Missouri Valley Challenge
 # John R. Wooden Classic
 ~ Conoco MWC Championships
 % NCAA Tournament Second/Third Round (Denver)
 @ NCAA Regional Semifinals (New Orleans)



JIMMER FREDETTE

AAA		Daniel Bobik	2001-02	Sherman Crump	1952-53-54
Ron Abegglen	1959-60-61	Ralph Bonham	1953	Ryan Cuff	1993
Charles Abouo	2009-10	Malcolm Booth	1938	Lee Cummard	2006-07-08-09
Jarkko Ahlbom	1996-97-98	Danny Bower	1998-99	DDD	
Austin Ainge	2003-04-05-06-07	Ricky Bower	2003-04	Dick Dabling	1946
Danny Ainge	1978-79-80-81	Shawn Bradley	1991	Jerry Dahlman	1963
Doug Ainge	1974	Paul Briggs	1989-90	Kirk Davidson	1990-91
Von Alleman	1982-83	Lloyd Brink	1939-40-41	Brandon Davies	2010-11
Glen Allen	1938-39-40	Eldon Brinley	1928-29-30-31	Bob Davis	1968-69-70
John Allen	2003	Rashaun Broadus	2006-07	Derek Dawes	2001-04-05-06
Markland Allred	1935-38	Walter Brooks	1935-36	Larry DeLaitre	1970
John Alstrom	1962-63	Tyrone Brown	1997	Dee Denzer	1964
Brian Ambrozich	1972-73	Vince Bryan	1988-89	Bob Detmers	1937
Belmont Anderson	1972-73-74	Jay Bunker	1971-72-73	Willard Devitt	1938
Blaine Anderson	1954-55-56	Sam Burgess	2005-06-07-08	Brian Dignan	1998-99
David Anderson	1997	Van Burgess	1953-54-55	Buck Dixon	1923-24-25-26
Greg Anderson	1977-78	Bruce Burton	1961-62-63	Sanky Dixon	1926-27-28-29
Harry Anderson	1955-56-57	CCC		Chris Dowling	1969
Jack Anderson	1956-57	Nathan Call	1987-88-91-92	Paul Drecksel	1983-84
James Anderson	2009-10-11	Elbert Campbell	1935	Jon Dresser	1967-68-69
Kenneth Anderson	1924	Jeff Campbell	1991-95-96-97	Jerry Dunn	1918-20-21
Steve Anderson	1978-79-80	Hugh Cannon	1934-35-36	Loren Dunn	1951-52
Lou Andrus	1963	Bobby Capener	1982-83-86-87	Devin Durrant	1979-80-83-84
Steve Andrus	1989-90	Jon Carlisle	2002	Kent Durrant	1949-51
Brett Applegate	1983-84	Nate Chappell	1999	Mark Durrant	1990-93-94-95
Rafael Araujo	2003-04	Jeff Chatman	1985-86-87-88	EEE	
Jordan Archibald	2000-01	Jay Cheesman	1974-75-76-77	Jim Eakins	1966-67-68
Lance Archibald	1996-97-98-99	Larry Cheesman	1977-78	Gary Earnest	1959-60-61
Stan Ashby	1962	Junior Child	1946-47	Dave Eastis	1959-60-61
Alan Astle	1984-87-88-89	Jacob Chrisman	2001	Valoy Eaton	1958-59-60
David Astle	1990-91-92-93	Bryce Christensen	1940-41	Clarence Edwards	1918-19-20
BBB		Craig Christensen	1976-79-80-81-82	Bud Eggertsen	1940
Bryce Bailey	1944-45-46-47	Harold Christensen	1951-52-53	Joe Ellsworth	2000
Dave Bailey	1971-72	Jack Christensen	1937-38-39	Jackson Emery	2006-09-10-11
Maynard Bailey	1945	Kurt Christensen	1992-93-94	Duane Esplin	1941-42-47
Clyde Baker	1970-71	Todd Christensen	1996-99-00	Fay Evans	1932-33
Jimmy Balderson	2002-05-06-07	Lee Christiansen	1930	Ferd Evans	1932-33
Wilburn Ball	1933	Fred Clark	1918-19	Talmadge Eyre	1998
Greg Ballif	1978-79-80-81-82	Randy Clark	1947-48-49	FFF	
Mark Ballif	1929-30	Grig Clawson	1973-74-75	John Fairchild	1964-65
Dave Barber	1960	Mark Clausen	1988	Mel Fawcett	1932
Bruce Barron	1968-69	Robert Cochran	1985-86	Bryan Fink	1985-86
Gary Batchelor	1961-62-63	Reed Collins	1926-27-28	John Fish	1989-92-93-94
Ivan Beem	1947-48-49-50	Stan Collins	1953-54	Orville Fisher	1966-67-68
Doug Beck	1957	Chris Collinsworth	2008-11	Chad Fister	1996
Chad Beckstead	1937-38	Kyle Collinsworth	2011	Alan Frampton	1989-90
Ron Bell	1960	Jeff Congdon	1964-65-66	Danny Frazier	1979
John Benson	1955-56-57	George Cooper	1928-29-30-31	Jimmer Fredette	2008-09-10-11
Jim Benton	1935	Nathan Cooper	1996-99-00-01	Bernie Fryer	1971-72
Grant Berges	1995-96-97	Kresimir Cosic	1971-72-73	DeRay Fullmer	1947-48-49-50
Mike Berning	1974	Wayne Cottle	1950-51	Frank Fullmer	1940-41-42
Frank Berrett	1959-60	Bob Craig	1949-50-51	Gary Furniss	1981-82-83
Sherrell Berrett	1959	Steve Craig	1976-79-80-81	GGG	
Roland Bevell	1960-61	Jack Cravens	1957-58	Dean Gardner	1940-41-42
Lowell Biddulph	1925	Bill Crow	1962-63	Mike Gardner	1963-64-65
Mark Bigelow	1999-02-03-04	Todd Crow	1990	Morris Gardner	1947
Nick Bird	1923	Larry Crowley	1960-61	Floyd Garn	1931-32
Gus Black	1935-36-37	Dave Crowton	1936	Alma Garrett	1946-47
Bill Blumenthal	1962-63-64	Ralph Crowton	1935-36-39	Todd Gentry	1990

ALL-TIME LETTERMEN



Earl Giles	1934-35-36-37	John Jensen	1945	Nick Martineau	2008-11
Floyd Giles	1941-42-43-46	Lawrell Jensen	1930	Nick Mateljan	1953-54-55
Lynn Gleave	1958	Bart Jepsen	1998-01-02-03	Anthony Matthews	1985-86
Elwood Gledhill	1923	Bret Jepsen	1995-98-99	LeRoy Maughan	1966-69-70
Tom Gneiting	1985-86-87	Jim Jimas	1965-66-67	Mike Maxwell	1980-82
George Gourley	1933	Joe Johnson	1932-33-34-35	Mike May	1977-78
Lee Gourley	1935	Lloyd Johnson	1961-62	Dave McGuire	1978-79-81
R. Clark Greenhalgh	1945-46-49	Lou Johnson	1930-31-32	Emerson McOmber	1933
Tom Griggs	1924	Dick Jones	1949-50-51	Jim McIntyre	1960
Dick Grimmatt	1934	Robert Jones	1991-92	Garner Meads	2001-04-05
Earl Groesbeck	1925	Russ Jones	1957-58	Steve Merta	1962
Holden Gunnett	1935-39	Troy Jones	1973-74-75-76	Mark Michaelis	1999
John Gustin	1957-58	Craig Jorgensen	1971-72-73	Chris Miles	2005-08-09-10
HHH				Gary Miles	1957-58-59
Ed Hale	1947	KK		Paul Millar	1963-64
Mike Hall	2004-05	Keegan Kane	1991	Jared Miller	1991-92-93
Lynn Halvorsen	1929	Tom Karren	1952-53-54	Jim Miller	1969-70-71
Lee Hamblin	1943	Ralph Keeler	1919-22-23	Mark Miller	1960-63-64
Brian Hamilton	1998-99	Steve Kelly	1969-70-71	Floyd Millet	1933
Chris Handy	1998	Jim Kelson	1961-62-63	Duard Millett	1943
Mark Handy	1974-75-76-77	Andy Kimball	1945	Wayne Millett	1935
Travis Hansen	2001-02-03	Paul Kitchen	1956	Roland Minson	1949-50-51
Don Hanson	1943	Greg Kite	1980-81-82-83	John Moala	1997
Chauncey Harmon	1925	Nate Knight	2001	Matt Montague	1997-00-01-02
Irel Hart	1927	Shane Knight	1991-92-93-94-95	Scott Moon	1990-91
Noah Hartsock	2009-10-11	Steve Kramer	1964-65-66	Lamont Morgan, Jr.	2009-10
Jacob Hawkins	1999	LaVar Kump	1936-37-38	Tim Mould	1976
Marty Haws	1985-87-88-89-90	Ron Kump	1954	Ben Murdock	2007-08
Tyler Haws	2010	Gene Kunz	1961-62	Bert Myers	1959-60
Leon Heaps	1951-52	LLL		NNN	
Don Helm	1958	Timo Lampen	1961	Nick Nakic	1977
Mike Herring	1988-89	Dean Larsen	1952-53-54	Terry Nashif	2002-03-04-05
Mark Heslop	1986-89-90-91-92	Russell Larson	1992-93-94-95	Ross Neilson	1923
Bruce Hill	1959-60	Vance Law	1975-76-77	Byron Nelson	1931-32-33-34
Gary Hill	1965-66-67	Veryl Law	1974-75-76-77	Joe Nelson	1947-48-49-50
Russ Hillman	1949-50-51	Luiz Lemes	2003-04	Dick Nemelka	1964-65-66
Willard Hirschi	1954-55-56	Drew Leonard	1937	John Nicoll	1958-59
Bryan Hofheins	1995-96	Malcolm LeSueur	1932-33	David Nielsen	1999-00
Jim House	1967	Dave Lewis	1954-55-56	Eric Nielsen	1997-00-01-02
Bob Howard	1923-24-25-26	John Lewis	1963	Gifford Nielsen	1974-75
Dan Howard	2000-01-02-03	Kari Liimo	1967-68-69	Kevin Nielsen	1978-79-82-83-84
Doug Howard	1968-69-70	Shawn Lindquist	1993-94	Stan Nielsen	1940-41
Greg Humphreys	1986-87	Chick Little	1946-47	Chris Nikchevich	1983-84-85
Dale Hunt	1941	John Lloyd	1990	Kevin Nixon	1992-93
Jim Hunter	1931-32-33-34	Wesley Lloyd	1924-25-26	Reed Noble	1975-76
Mel Hutchins	1947-48-50-51	Matt Lohner	1995-96	OOO	
III		Paul Loveday	1966-67	Ralph Olsen	1951-52
Rags Ingersoll	1924-25-28-29	Michael Loyd, Jr.	2008-10	Roy Olsen	1945-46-47
Bob Inglis	1960	Terrell Lyday	2000-01	Bob Orr	1941-42-43
Vuk Ivanovic	2006-07-08	Chris Lynch	1988	Misho Ostarcevic	1976-77
Ivan Iverson	1937	Walter Lyons	1935	Clarence Osterhues	1949-50
JJJ		Marty Lythgoe	1967-68-69	Don Overly	1940-41
Elwood Jackson	1922	MMM		Dick Owen	1947
Gee Jackson	1942	Gavin MacGregor	2007	PPP	
Boyd Jarman	1951-52-53	Mac Madsen	1954-58-59	Paul Packard	1922-23-24-25
Ken James	1965-66-67	McRay Magleby	1930-31	Albert Page	1919-20
Hal Jensen	1956-57	Russell Magleby	1928-29-30-31	Bill Pardoe	1938
Jay Jensen	1947	Logan Magnusson	2010-11	Averian Parrish	1986
Jared Jensen	2002-03-04-05	Fernando Malaman	2006-07	Lynn Parsons	1967-68-69
		Jack Mannion	1961		

Truman Partridge	1922-23	Timo Saarelainen	1981-82-83-84-85	Steve Trumbo	1979-80-81-82
Herschel Pederson	1954-55-56	Nick Sanderson	1992-93	Marlow Turpin	1935-36-37
Marty Perry	1983-84-85	Kevin Santiago	1989-90		UUU
Jared Peterson	1998	Mark Santiago	1991-92	Jim Usevitch	1983-84-87-88
Morris Peterson	1953-54	Kalevi (Moni) Sarkalahti	1971-72-73		VVV
Rolf Peterson	1942-46	LaVon Satterfield	1950	Veikko Vainio	1969-70-71
Russ Peterson	1956-57-58-59	Randy Schouten	1966-67-68	Don Volpi	1958
Ed Pinegar	1954-55-56	Steve Schreiner	1988-89-90-91	Michael Vranes	1997-99-00-01
Jesse Pinegar	2001-02	Ron Selleaze	1998		WWW
Matt Pinegar	2009	Ty Shippen	2001	Brent Wade	1986-87
Trent Plaisted	2005-06-07-08	Jake Shoff	2003-04	Brady Walker	1942-43-46-47
Alan Pollard	1983-85-86	Ernest Shumway	1918	Bud Walker	1929
Carl Pollard	1984-85	Rickey Shumway	1959	Scott Warner	1967-68-69-70
Wendell Poulson	1927	Don Simmons	1927	Stan Watts	1937-38
Pete Prusse	1947	Glen Simmons	1918-22	Richie Webb	1981-84-85-86
Thomas Pyne	1920	Scott Sinek	1982-83-84-85	Justin Weidauer	1992-95-96-97-98
	QQQ	Bob Skousen	1959-62-63	Joe Weight	1946-47-48-49
Bob Quinney	1963-64-65	Clarence Skousen	1927-28-29	Ken Weight	1920-21-22
	RRR	Michael Smith	1984, 87-88-89	Fred Weimer	1939-40-41
Gary Radunich	1970	Don Snow	1940-41-42	Neil Welling	1943-44-45
Lloyd Rasmussen	1954-55	Greg Snow	1972-73-74-75	Mekeli Wesley	1998-99-00-01
Mahlon Rasmusson	1943	Bill Snow	1921-27	Vern Whatcott	1949-50
Craig Raymond	1965-66-67	Scott Sonnenberg	1997	Jack Whipple	1947-48-49-50
Mark Reeve	1927-28-29-30	Meade Squire	1946-47	Trent Whiting	2001
Fenton Reeves	1920	Jim Spencer	1959	Jay Whitman	1932-33-34-35
Brock Reichner	2005-06	Jon Stanley	1964-65	Craig Wilcox	1994-95
Randy Reid	1990-93-94-95-96	George Staples	1930	Mel Wilkes	1956-57-58
Robbie Reid	1994-95	Ron Steinke	1960-61-62-63	Chris Williams	1974-75-76
George Rekoutis	1964	Tom Steinke	1955-56-57	Frank Willis	1919
Dale Rex	1941-42-43	Neil Stephens	1953	Bob Wilson	1961-62
Keith Rice	1978-79	Brent Stephenson	1986-87	Joe Winters	1943
Bob Ricks	1957	Reed Stewart	1923-24-25	David Wolfe	1988-89
Doug Richards	1972-73-74	Chris Stock	1996	Kevin Woodberry	2003-04
Frosty Richards	1924-25-26-27	Earl Sumsion	1918	Frank Wright	1935-36
Harry Richards	1918-19-20-21	Russell Swenson	1921-22-26	Leslie Wright	1927-28-29
Joe Richey	1951-52-53		TTT	Paul Wyatt	1963-64
Grant Richins	1943	Nick Taggart	1997-00		YYY
Vir Richins	1938-39	Jonathan Tavernari	2007-08-09-10	Robbie Yates	1997-98
Silester Rivers	1999-00	Alan Taylor	1977-78-79-80	Ike Young	1923
Charles Roberts	1937-38	Brian Taylor	1983-84-87-88	Keena Young	2005-06-07
Fred Roberts	1979-80-81-82	Snide Taylor	1924		ZZZ
Glen Roberts	1977-78-79	John Taylor	1953-54	Brock Zylstra	2010-11
Kenneth Roberts	1991-94-95-96	Terry Tebbs	1954-55-56		
Marc Roberts	2000-03-04	Roy Thacker	1957-58-59		
Neil Roberts	1965-66-67	Ted Thiel	1947-48-49		
Burl Robison	1930-31-32-33	Cy Thompson	1943		
Stephen Rogers	2011	Jay Thompson	1994-95-96		
Elwood Romney	1930-31-32-33	Jermaine Thompson	1996		
Golden Romney	1923-24-25-26	Paul Thompson	1945		
Jerry Romney	1950-51-52	Verne Thompson	1976-77		
Archie Rose	2008-2009	Paul Thorn	1929		
Mike Rose	2004-05-06-07	Dick Thorne	1952		
Lynn Rowe	1955-56-57	James Thorne	1951		
Owen Rowe	1927-28-29	Phil Tollestrup	1970-71-72		
Bill Ruffner	1964-66	Michael Tompson	1997		
Bryon Ruffner	1996	Byron Toone	1950		
Paul Ruffner	1969-70	Andy Toolson	1985, 88-89-90		
Scott Runia	1977-78-79-80	Bill Treu	1958		
	SSS	Gary Trost	1988-91-92-93		



BYU COACHING BREAKDOWN

YEAR	COACH	CONF.	FINISH	CONF. REC.	OVERALL	OFF.	DEF.	DIFF.
2011	Dave Rose	MWC	T1st	14-2	32-5	81.4	67.9	+13.5
2010	Dave Rose	MWC	2nd	13-3	30-6	83.1	66.4	+16.7
2009	Dave Rose	MWC	T1st	12-4	25-8	77.1	65.2	+11.9
2008	Dave Rose	MWC	1st	14-2	27-8	73.7	63.2	+10.5
2007	Dave Rose	MWC	1st	13-3	25-9	78.1	69.0	+9.1
2006	Dave Rose	MWC	T2nd	12-4	20-9	76.2	71.7	+4.5
2005	Steve Cleveland	MWC	T7th	3-11	9-21	65.7	69.0	-3.3
2004	Steve Cleveland	MWC	2nd	10-4	21-9	71.4	65.6	+5.8
2003	Steve Cleveland	MWC	T1st	11-3	23-9	71.8	63.5	+8.3
2002	Steve Cleveland	MWC	T4th	7-7	18-12	70.5	65.0	+5.5
2001	Steve Cleveland	MWC	T1st	10-4	24-9	70.4	62.7	+7.7
2000	Steve Cleveland	MWC	6th	7-7	22-11	70.5	63.8	+6.7
1999	Steve Cleveland	WAC	5th	6-8	12-16	71.8	73.4	-1.6
1998	Steve Cleveland	WAC	6th	4-10	9-21	63.5	69.8	-6.3
1997	Tony Ingle	WAC	16th	0-16	0-19	58.3	78.9	-20.6
1997	Roger Reid	WAC	-	0-0	1-6	62.9	80.3	-17.4
1996	Roger Reid	WAC	5th	9-9	15-13	82.3	78.4	+3.9
1995	Roger Reid	WAC	2nd	13-5	22-10	75.2	69.2	+6.0
1994	Roger Reid	WAC	3rd	12-6	22-10	79.4	74.4	+5.0
1993	Roger Reid	WAC	1st	15-3	25-9	81.0	71.9	+9.1
1992	Roger Reid	WAC	1st	12-4	25-7	80.2	69.6	+10.6
1991	Roger Reid	WAC	2nd	11-5	21-13	72.2	68.7	+3.5
1990	Roger Reid	WAC	1st	11-5	21-9	70.3	65.7	+4.6
1989	Ladell Andersen	WAC	5th	7-9	14-15	80.6	80.1	+0.5
1988	Ladell Andersen	WAC	1st	13-3	26-6	85.5	76.2	+9.3
1987	Ladell Andersen	WAC	2nd	12-4	21-11	82.3	77.2	+5.1
1986	Ladell Andersen	WAC	4th	11-5	18-14	72.8	70.6	+2.2
1985	Ladell Andersen	WAC	3rd	9-7	15-14	75.0	74.4	+0.6
1984	Ladell Andersen	WAC	2nd	12-4	20-11	78.5	75.0	+3.5
1983	Frank Arnold	WAC	1st	11-5	15-14	69.5	66.2	+3.3
1982	Frank Arnold	WAC	4th	9-7	17-13	62.8	58.4	+4.4
1981	Frank Arnold	WAC	3rd	12-4	25-7	78.8	71.1	+7.7
1980	Frank Arnold	WAC	1st	13-1	24-5	83.5	72.5	+11.0
1979	Frank Arnold	WAC	1st	10-2	20-8	85.0	76.6	+8.4
1978	Frank Arnold	WAC	4th	6-8	12-18	81.0	83.2	-2.2
1977	Frank Arnold	WAC	7th	4-10	12-15	74.6	75.1	-0.5
1976	Frank Arnold	WAC	5th	6-8	12-14	77.5	83.9	-6.4
1975	Glenn Potter	WAC	6th	5-9	12-14	79.3	80.3	-1.0
1974	Glenn Potter	WAC	6th	6-8	11-15	77.5	83.9	-6.4
1973	Glenn Potter	WAC	2nd	9-5	19-7	79.5	74.6	+4.9
1972	Stan Watts	WAC	1st	12-2	21-5	81.8	74.1	+7.7
1971	Stan Watts	WAC	1st	10-4	18-11	82.8	79.1	+3.7
1970	Stan Watts	WAC	7th	4-10	8-18	80.7	84.1	-3.4
1969	Stan Watts	WAC	1st	6-4	16-12	83.0	80.7	+2.3
1968	Stan Watts	WAC	4th	4-6	13-12	82.6	78.2	+4.4
1967	Stan Watts	WAC	1st	8-2	14-10	81.7	76.1	+5.6
1966	Stan Watts	WAC	2nd	6-4	20-9	95.5	82.9	+12.6
1965	Stan Watts	WAC	1st	8-2	21-7	94.3	84.1	+10.2
1964	Stan Watts	WAC	3rd	5-5	13-12	79.0	80.2	-1.2
1963	Stan Watts	WAC	2nd	6-4	12-14	77.1	78.3	-1.2
1962	Stan Watts	MSC	4th	5-9	10-16	70.5	74.9	-4.4
1961	Stan Watts	MSC	3rd	9-5	15-11	73.9	71.9	+2.0
1960	Stan Watts	MSC	5th	5-9	9-17	67.0	75.1	-8.1
1959	Stan Watts	MSC	4th	8-6	15-11	75.5	71.2	+4.3
1958	Stan Watts	MSC	2nd	9-5	13-13	65.3	66.7	-1.4
1957	Stan Watts	MSC	1st	11-3	19-9	70.7	67.1	+3.6
1956	Stan Watts	MSC	2nd	10-4	18-8	77.2	67.0	+10.2
1955	Stan Watts	MSC	2nd	10-4	13-13	72.7	71.0	+1.7
1954	Stan Watts	MSC	2nd	9-5	18-11	68.6	64.8	+3.83
1953	Stan Watts	MSC	2nd	11-3	22-8	69.2	56.2	+13.0
1952	Stan Watts	MSC	2nd	9-5	14-10	60.4	58.8	+1.6
1951	Stan Watts	RMC	1st	15-5	28-8	65.3	55.7	+9.6
1950	Stan Watts	RMC	1st	14-6	22-12	55.0	49.9	+5.1

MWC=Mountain West Conference; WAC=Western Athletic Conference; MSC=Mountain State Conference (Skyline); RMC=Rocky Mountain Conference

MARRIOTT CENTER W/L RECORDS

YEARS	HEAD COACH	W/L	PCT.
1971-72	Stan Watts	12-0	1.000
	Stan Watts Total	12-0	1.000
1972-73	Glenn Potter	11-3	.786
1973-74	Glenn Potter	6-4	.600
1974-75	Glenn Potter	9-6	.533
	Glenn Potter Total	26-13	.641
1975-76	Frank Arnold	7-5	.583
1976-77	Frank Arnold	6-6	.500
1977-78	Frank Arnold	9-4	.692
1978-79	Frank Arnold	14-0	1.00
1979-80	Frank Arnold	12-2	.857
1980-81	Frank Arnold	13-0	1.00
1981-82	Frank Arnold	11-5	.688
1982-83	Frank Arnold	9-6	.600
	Frank Arnold Total	81-28	.743
1983-84	Ladell Andersen	14-1	.933
1984-85	Ladell Andersen	9-5	.643
1985-86	Ladell Andersen	12-4	.750
1986-87	Ladell Andersen	10-4	.786
1987-88	Ladell Andersen	16-2	.889
1988-89	Ladell Andersen	10-5	.667
	Ladell Andersen Total	71-21	.783
1989-90	Roger Reid	15-0	1.00
1990-91	Roger Reid	10-6	.625
1991-92	Roger Reid	14-1	.933
1992-93	Roger Reid	13-1	.929
1993-94	Roger Reid	14-2	.875
1994-95	Roger Reid	14-0	1.000
1995-96	Roger Reid	11-4	.733
1996-97	Roger Reid	1-4	.143
	Roger Reid Total	92-18	.821
1996-97	Tony Ingle	0-9	.000
	Tony Ingle Total	0-9	.000
1997-98	Steve Cleveland	4-10	.286
1998-99	Steve Cleveland	9-5	.643
1999-00	Steve Cleveland	14-2	.875
2000-01	Steve Cleveland	15-0	1.000
2001-02	Steve Cleveland	16-0	1.000
2002-03	Steve Cleveland	13-1	.929
2003-04	Steve Cleveland	13-0	1.000
2004-05	Steve Cleveland	6-8	.429
	Steve Cleveland Total	90-26	.776
2005-06	Dave Rose	14-1	.933
2006-07	Dave Rose	17-0	1.000
2007-08	Dave Rose	16-0	1.000
2008-09	Dave Rose	14-2	.875
2009-10	Dave Rose	15-1	.938
2010-11	Dave Rose	13-1	.929
	Dave Rose Total	89-5	.947
Total		461-120	.793

BYU COACHING RECORDS

YEARS	HEAD COACH	WON	LOST	PCT.
1902-03	W.A. Colton	4	5	.444
1903-05	(Unknown)	12	6	.667
1905-08	C.T. Teetzel	22	6	.786
1908-10	Fred Bennion	16	6	.727
1910-11	Henry Rose	8	0	1.000
1911-20	E.L. Roberts	58	20	.744
1920-25	Alvin Twitchell	50	20	.714
1925-28	E.L. Roberts	29	29	.500
	Roberts Overall	87	49	.640
1928-35	G. Ott Romney	139	71	.662
1935-36	Edwin R. Kimball	16	9	.640
1936-38	Fred "Buck" Dixon	25	23	.521
1938-41	Edwin R. Kimball	43	29	.597
	Kimball Overall	59	38	.608
1941-49	Floyd Millet	104	77	.575
1949-72	Stan Watts	371	254	.594
1972-75	Glenn Potter	42	36	.538
1975-83	Frank Arnold	137	94	.593
1983-89	Ladell Andersen	114	71	.616
1989-96	Roger Reid	152	77	.664
1996-97	Tony Ingle	0	19	.000
1997-05	Steve Cleveland	138	108	.561
2005-Pres.	Dave Rose	159	45	.779
	OVERALL	1640	1005	.620

POSTSEASON RECORDS

STAN WATTS	ROGER REID
NCAA Overall – 4-10	NCAA Overall – 2-5
NIT Overall – 6-2	NIT Overall – 1-1
1950 – NCAA – 1-1	1990 – NCAA – 0-1
1951 – NCAA – 1-2	1991 – NCAA – 1-1
NIT – 3-0	1992 – NCAA – 0-1
1953 – NIT – 0-1	1993 – NCAA – 1-1
1954 – NIT – 0-1	1994 – NIT – 1-1
1957 – NCAA – 1-1	1995 – NCAA – 0-1
1965 – NCAA – 0-2	
1966 – NIT – 3-0	STEVE CLEVELAND
1969 – NCAA – 0-1	NCAA Overall – 0-3
1971 – NCAA – 1-2	NIT Overall – 3-2
1972 – NCAA – 0-1	2000 – NIT – 2-1
	2001 – NCAA – 0-1
FRANK ARNOLD	2002 – NIT – 1-1
NCAA Overall – 3-3	2003 – NCAA – 0-1
NIT Overall – 0-1	2004 – NCAA – 0-1
1979 – NCAA – 0-1	
1980 – NCAA – 0-1	DAVE ROSE
1981 – NCAA – 3-1	NCAA Overall – 3-5
1982 – NIT – 0-1	NIT Overall – 0-1
	2006 – NIT – 0-1
LADELL ANDERSEN	2007 – NCAA – 0-1
NCAA Overall – 2-3	2008 – NCAA – 0-1
NIT Overall – 2-1	2009 – NCAA – 0-1
1984 – NCAA – 1-1	2010 – NCAA – 1-1
1986 – NIT – 2-1	2011 – NCAA – 2-1
1987 – NCAA – 0-1	
1988 – NCAA – 1-1	



YEAR-BY-YEAR TEAM STATISTICS

YEAR	GMS	MINUTES	FG	FGA	FG%	3 FG	3 FGA	3 FG%	FT	FTA	FT%	O-REB	D-REB	TOTAL REB.	RB AVG	PF	FO
1948-49	34		837						442	654	0.676					607	
1949-50	34		670	1977	0.339				420	668	0.629					563	
1950-51	37		920	2611	0.352				597	902	0.660			1457	39.4	709	25
1951-52	24		576	1756	0.328				299	482	0.620			901	37.5	442	15
1952-53	30		743		0.330				566		0.660			1392	46.4	558	22
1953-54	28		697		0.330				529		0.610			1335	47.7	539	9
1954-55	26		685	2104	0.326				522	808	0.646			1268	48.8	521	
1955-56	26		735	2032	0.362				536	770	0.696			1451	55.8	473	20
1956-57	28		688	1956	0.352				609	831	0.733			1230	43.9	508	18
1957-58	26		646	1731	0.373				405	650	0.623			1279	49.2	513	22
1958-59	26		751	1822	0.412				436	698	0.625			1402	53.9	470	22
1959-60	25		630	1653	0.381				416	613	0.679			1168	46.7	459	18
1960-61	26		736	1790	0.411				451	670	0.673			1255	48.3	524	
1961-62	26		725	1910	0.380				390	604	0.646			1293	49.7	530	
1962-63	26		745	1825	0.408				495	701	0.706			1273	49.0	596	
1963-64	25		775	1775	0.437				424	605	0.701			1220	48.8	508	
1964-65	28		1014	2122	0.478				611	825	0.741			1457	52.0	584	
1965-66	25		946	1898	0.498				496	693	0.720			1346	53.8	488	
1966-67	24		762	1550	0.492				436	644	0.678			1117	46.5	519	
1967-68	25		787	1803	0.436				490	720	0.681			1276	51.0	498	
1968-69	28		903	2029	0.445				519	785	0.661			1438	51.4	574	
1969-70	26		812	1859	0.437				472	718	0.657			1369	52.7	534	
1970-71	29		918	1933	0.475				565	805	0.702			1352	46.6	403	
1971-72	26		801	1659	0.483				526	736	0.715			1206	46.4	435	12
1972-73	26		822	1701	0.483				428	594	0.721			1240	47.7	365	
1973-74	26		788	1730	0.455				439	581	0.756			1137	43.7	492	12
1974-75	26		819	1725	0.475				424	613	0.692			1119	43.0	552	24
1975-76	26		805	1722	0.467				405	585	0.692			1162	44.7	572	31
1976-77	27		800	1706	0.469				413	571	0.723			1071	39.7	579	24
1977-78	30		957	1974	0.485				515	725	0.710			1126	37.5	640	39
1978-79	28		940	1778	0.529				501	717	0.699			1176	42.0	587	29
1979-80	29		955	1830	0.522				511	722	0.708			1224	42.2	543	21
1980-81	32		960	1954	0.491				600	840	0.714			1366	42.7	591	29
1981-82	30		697	1511	0.461				491	689	0.712			1118	37.2	507	14
1982-83	29		761	1652	0.461				492	687	0.716			1111	38.3	560	27
1983-84	31		896	1762	0.509				641	855	0.75			1076	34.7	624	17
1984-85	29		821	1773	0.463				533	789	0.676			1048	36.1	671	29
1985-86	32		897	1917	0.468				534	769	0.694			1171	36.6	654	22
1986-87	32		965	1972	0.489	127	318	0.399	577	773	0.746			1186	37.1	673	15
1987-88	32		976	1839	0.531	146	323	0.452	637	835	0.763			1160	36.3	597	15
1988-89	29		838	1675	0.500	135	359	0.376	527	647	0.815			968	33.4	574	14
1989-90	30		739	1482	0.499	140	311	0.450	492	684	0.719			925	30.8	584	21
1990-91	34		876	1796	0.488	121	303	0.399	581	825	0.704	348	811	1257	37.0	660	18
1991-92	32		877	1762	0.498	214	497	0.431	599	813	0.737	302	760	1176	36.8	621	20
1992-93	34	6875	948	1905	0.498	161	443	0.363	697	909	0.767	405	837	1324	38.9	721	15
1993-94	32	6453	876	1779	0.492	141	444	0.318	647	880	0.735	330	741	1185	37.0	691	21
1994-95	32	6481	809	1743	0.464	170	486	0.350	617	798	0.773	338	693	1124	35.1	601	22
1995-96	28	5602	802	1690	0.475	112	335	0.334	587	767	0.765	307	652	1061	37.9	599	
1996-97	26	5218	578	1453	0.398	99	379	0.261	292	453	0.645	246	483	824	31.7	505	18
1997-98	30	6081	589	1571	0.375	194	638	0.304	534	749	0.713	328	620	1060	35.3	638	
1998-99	28	5650	671	1487	0.451	176	474	0.371	491	677	0.725	254	659	913	32.6	585	28
1999-2000	33	6624	795	1725	0.461	192	515	0.373	546	784	0.696	299	819	1118	33.9	640	15
2000-01	33	6600	744	1620	0.459	185	485	0.381	651	835	0.780	292	760	1052	31.9	691	23
2001-02	30	6076	711	1514	0.470	170	428	0.397	523	688	0.760	265	735	1000	33.3	561	18
2002-03	32	6425	765	1654	0.463	194	517	0.375	575	762	0.755	353	781	1134	35.4	688	23
2003-04	30	6025	764	1571	0.486	171	487	0.351	501	692	0.724	316	701	1017	33.9	566	14
2004-05	30	6025	690	1648	0.419	211	583	0.362	381	530	0.719	347	670	1017	33.9	551	10
2005-06	29	5925	782	1692	0.462	202	521	0.388	443	620	0.715	325	699	1024	35.3	582	12
2006-07	34	6876	972	1981	0.491	265	617	0.415	454	688	0.660	414	859	1273	37.4	662	13
2007-08	35	7025	906	1970	0.460	285	764	0.373	483	737	0.655	365	986	1351	38.6	618	12
2008-09	33	6625	909	1879	0.484	238	624	0.381	488	669	0.729	302	894	1196	36.2	607	14
2009-10	36	7250	1025	2120	0.483	292	700	0.417	650	823	0.790	367	965	1332	37.0	621	5
2010-11	37	7474	1019	2267	0.449	312	865	0.361	662	865	0.765	420	1005	1425	38.5	647	10

YEAR-BY-YEAR TEAM STATISTICS

YEAR	ASSTS	TO	BLOCKS	STEALS	POINTS	PPG	WINS	LOSS	WIN %	CONF. W	CONF. L	PLACE, CONF.	NCAA/NIT	RECORD
1948-49					2116	58.8	21	13	0.618	12	8	4th, SC		
1949-50					1760	55.0	22	12	0.647	14	6	1st, SC	NCAA	1-1
1950-51	405				2416	65.3	28	9	0.757	15	5	1st, SC	NCAA/NIT	1-2/3-0*
1951-52	171				1451	60.4	14	10	0.583	9	5	2nd, SC		
1952-53					2052	68.5	22	8	0.733	11	3	2nd, SC	NIT	0-1
1953-54					1923	68.6	18	11	0.621	9	5	3rd, SC	NIT	0-1
1954-55					1892	72.8	13	13	0.500	10	4	2nd, SC		
1955-56					2006	77.2	18	8	0.692	10	4	2nd, SC		
1956-57					1985	70.1	19	9	0.679	11	3	1st, SC	NCAA	1-1
1957-58					1697	65.3	12	14	0.462	9	5	T2nd, SC		
1958-59					1965	75.6	15	11	0.577	8	6	4th, SC		
1959-60					1676	67.0	8	17	0.320	5	9	5th, SC		
1960-61					1923	74.0	15	11	0.577	9	5	3rd, SC		
1961-62					1834	70.5	10	16	0.385	5	9	4th, SC		
1962-63					1985	76.3	12	14	0.462	6	4	2nd, WAC		
1963-64					1974	79.0	13	12	0.520	5	5	3rd, WAC		
1964-65					2639	94.3	21	7	0.750	8	2	1st, WAC	NCAA	0-2
1965-66					2388	95.5	20	5	0.800	6	4	2nd, WAC	NIT	3-0*
1966-67					1960	81.7	14	10	0.583	8	2	T1st, WAC		
1967-68					2064	85.6	13	12	0.520	4	6	T4th, WAC		
1968-69					2325	83.0	16	12	0.571	6	4	T1st, WAC	NCAA	0-1
1969-70					2096	80.6	8	18	0.308	4	10	7th, WAC		
1970-71					2401	82.8	18	11	0.621	10	4	1st, WAC	NCAA	1-2
1971-72					2128	81.8	21	5	0.808	12	2	1st, WAC	NCAA	0-1
1972-73					2068	79.5	19	7	0.731	9	5	T2nd, WAC		
1973-74					2015	77.5	11	15	0.423	6	8	6th, WAC		
1974-75					2062	79.3	12	14	0.462	5	9	6th, WAC		
1975-76	445				2015	77.5	12	14	0.462	6	8	T5th, WAC		
1976-77	444				2013	74.6	12	15	0.444	4	10	7th, WAC		
1977-78	565	475	70	168	2429	81.0	12	18	0.400	6	8	T4th, WAC		
1978-79	540	489	97	172	2381	85.0	20	8	0.714	10	2	1st, WAC	NCAA	0-1
1979-80	560	450	103	144	2421	83.5	24	5	0.828	13	1	1st, WAC	NCAA	0-1
1980-81	542	476	117	157	2520	78.8	25	7	0.781	12	4	3rd, WAC	NCAA	3-1
1981-82	450	444	90	127	1885	62.8	17	13	0.567	9	7	T4th, WAC	NIT	0-1
1982-83	445	394	133	173	2014	69.4	15	14	0.517	11	5	T1st, WAC		
1983-84	495	444	75	196	2433	78.5	20	11	0.645	12	4	2nd, WAC	NCAA	1-1
1984-85	438	364	64	183	2175	75.0	15	14	0.517	9	7	T3rd, WAC		
1985-86	496	452	102	187	2328	72.8	18	14	0.563	11	5	4th, WAC	NIT	2-1
1986-87	540	423	109	201	2634	82.3	21	11	0.656	12	4	2nd, WAC	NCAA	0-1
1987-88	597	442	86	205	2735	85.5	26	6	0.813	13	3	1st, WAC	NCAA	1-1
1988-89	438	392	25	175	2338	80.6	14	15	0.483	7	9	5th, WAC		
1989-90	467	369	47	191	2110	70.3	21	9	0.700	11	5	T1st, WAC	NCAA	0-1
1990-91	565	473	246	175	2454	72.2	21	13	0.618	11	5	2nd, WAC	NCAA	1-1
1991-92	564	451	94	219	2567	80.2	25	7	0.781	12	4	T1st, WAC	NCAA	0-1
1992-93	613	566	127	214	2754	81.0	25	9	0.735	15	3	T1st, WAC	NCAA	1-1
1993-94	482	474	108	219	2540	79.4	22	10	0.688	12	6	3rd, WAC	NIT	1-1
1994-95	498	448	99	225	2405	75.2	22	10	0.688	13	5	T2nd, WAC	NCAA	0-1
1995-96	479	386	71	185	2303	82.3	15	13	0.536	9	9	5th, WAC		
1996-97	316	425	53	147	1547	59.5	1	25	0.038	0	16	8th, WAC Mtn		
1997-98	355	486	72	194	1906	63.5	9	21	0.300	4	10	6th, WAC Mtn		
1998-99	359	484	87	188	2009	71.8	12	16	0.429	6	8	5th, WAC Pac		
1999-2000	478	453	73	236	2328	70.5	22	11	0.667	7	7	6th, MWC	NIT	2-1
2000-01	414	454	108	203	2324	70.4	24	9	0.727	10	4	T1st, MWC	NCAA	0-1
2001-02	420	412	92	158	2115	70.5	18	12	0.600	7	7	T4th, MWC	NIT	1-1
2002-03	428	436	82	222	2299	71.8	23	9	0.719	11	3	T1st, MWC	NCAA	0-1
2003-04	445	409	98	208	2200	73.3	21	9	0.700	10	4	2nd, MWC	NCAA	0-1
2004-05	370	439	104	183	1972	65.7	9	21	0.429	3	11	T7th, MWC		
2005-06	462	425	108	197	2209	76.2	20	9	0.690	12	4	T2nd, MWC	NIT	0-1
2006-07	542	456	118	205	2654	78.1	25	9	0.735	13	3	1st, MWC	NCAA	0-1
2007-08	587	492	135	207	2580	73.7	27	8	0.771	14	2	1st, MWC	NCAA	0-1
2008-09	537	375	119	241	2544	77.1	25	8	0.758	12	4	T1st, MWC	NCAA	0-1
2009-10	567	417	126	307	2992	83.1	30	6	0.833	13	3	2nd, MWC	NCAA	1-1
2010-11	538	404	150	298	3012	81.4	32	5	0.865	14	2	T1st, MWC	NCAA	2-1

* NIT Champions



BYU NCAA TOURNAMENT RESULTS

1950 (final 8 finish)

Western Regional Semis (Kansas City)
 Baylor 56, BYU 55
 Western Consolation (Kansas City)
 BYU 83, UCLA 62

1951 (final 8 finish)

West First Round (Kansas City)
 BYU 68, San Jose State 61
 West Regional Semifinals (Kansas City)
 Kansas State 64, BYU 54
 West Regional Consolation (Kansas City)
 Washington 80, BYU 67

1957 (final 16 finish)

*first-round bye
 West Regional Semifinals (Corvallis, Ore.)
 California 86, BYU 59
 West Regional Consolation (Corvallis, Ore.)
 BYU 65, Idaho State 54

1965 (final 16 finish)

*first-round bye
 West Regional Semifinals (Provo, Utah)
 UCLA 100, BYU 76
 West Regional Consolation (Provo, Utah)
 Oklahoma City 112, BYU 102

1969

West First Round (Las Cruces, N.M.)
 New Mexico State 74, BYU 62

1971 (final 16 finish)

West First Round (Logan, Utah)
 BYU 91, Utah State 82
 West Reg. Semifinals (Salt Lake City)
 UCLA 91, BYU 73
 West Reg. Consolation (Salt Lake City)
 Pacific 84, BYU 81

1972

West First Round (Pocatello, Idaho)
 Long Beach State 95, BYU 90

1979

*first-round bye
 West Second Round (Tuscon, Ariz.)
 (4) San Francisco 86, (5) BYU 63

1980

*first-round bye
 West Second Round (Ogden, Utah)
 (6) Clemson 71, (3) BYU 66

1981 (final 8 finish)

East Regional (Providence, R.I.)
 (6) BYU 60, (11) Princeton 51
 (6) BYU 78, (3) UCLA 55
 East Regional Semifinals (Atlanta)
 (6) BYU 51, (2) Notre Dame 50
 West Regional Finals (Atlanta)
 (1) Virginia 74, (6) BYU 60

1984

Midwest Regional (Birmingham, Ala.)
 (8) BYU 84, (9) UAB 68
 (1) Kentucky 93, (8) BYU 68

1987

SE First Round (Birmingham, Ala.)
 (7) New Orleans 83, (10) BYU 79

1988

Midwest Regional (Birmingham, Ala.)
 (4) BYU 98, (13) NC-Charlotte 92 (OT)
 (5) Louisville 97, (4) BYU 76

1990

East First Round (Hartford, Conn.)
 (5) *Clemson 49, (12) BYU 47
**win later vacated by the NCAA*

1991

West First Round (Salt Lake City)
 (10) BYU 61, (7) Virginia 48
 West Second Round (Salt Lake City)
 (2) Arizona 76, (10) BYU 61

1992

West First Round (Boise, Idaho)
 (7) LSU 94, (10) BYU 83

1993

Midwest First Round (Chicago)
 (7) BYU 80, (10) SMU 71
 Midwest Second Round (Chicago)
 (2) Kansas 90, (7) BYU 76

1995

Midwest First Round (Memphis, Tenn.)
 (9) Tulane 76, (8) BYU 70

2001

West First Round (San Diego)
 (5) Cincinnati 84, (12) BYU 59

2003

South First Round (Spokane, Wash.)
 (5) Connecticut 58, (12) BYU 53

2004

Phoenix Bracket (Denver)
 (5) Syracuse 80, (12) BYU 75

2007

South First Round (Lexington, Ky.)
 (9) Xavier 79, (8) BYU 77

2008

West First Round (Anaheim, Calif.)
 (9) Texas A&M 67, (8) BYU 62

2009


West First Round (Philadelphia)
 (9) Texas A&M 79, (8) BYU 66

2010

West First Round (Oklahoma City)
 (7) BYU 95, (10) Florida 85 (2OT)
 West Second Round (Oklahoma City)
 (2) Kansas State 84, (7) BYU 72

2011

Southeast Second Round (Denver)
 (3) BYU 74, (14) Wofford 66
 Southeast Third Round (Denver)
 (3) BYU 89, (11) Gonzaga 67
 Southeast Semifinals (New Orleans)
 (2) Florida 83, (3) BYU 74 (OT)



In the 1981 NCAA Tournament, the Cougars advanced to the Elite Eight where they took on All-American Ralph Sampson and the Virginia Cavaliers. After beating Princeton, UCLA and Notre Dame earlier in the tournament, the Cougars, led by Greg Kite, Fred Roberts and Danny Ainge, were finally eliminated by the Cavaliers in the Elite Eight.

NIT APPEARANCES

1951

BYU 75, St. Louis 58
 BYU 69, Seton Hall 59
 BYU 62, Dayton, 43 (NIT Final)

1953

Niagara 82, BYU 76

1954

St. Francis PA 81, BYU 68

1966

BYU 90, Temple 78
 BYU 97, Army 60
 BYU 97, NYU 84 (NIT Final)

1982

Washington 66, BYU 63

1986

at BYU 67, SMU 63
 at BYU 93, Cal-Irvine 80
 at Ohio State 79, BYU 68

1994

at BYU 74, Arizona St. 67
 at Fresno St. 68, BYU 66

2000

at BYU 81, Bowling Green 54
 at BYU 82, Southern Illinois 57
 at Notre Dame 64, BYU 52

2002

at BYU 78, UC Irvine 55
 at Memphis 80, BYU 69

2006

at Houston 77, BYU 67

OVERALL RECORD

NIT 12-8 (10 years)
 (Champions 1951, 1966)

COUGARS EARN NATIONAL TITLES IN 1951 AND 1966


In 1951, the Cougars defeated Dayton in the championship game of the National Invitational Tournament. After the win, BYU accepted an invitation to the NCAA Tournament, which at the time was not yet recognized as the decisive tournament for the country's best team.

As the nation's champions, the Cougars finished 28-9 with the most wins in BYU basketball history. Not only is it impressive that BYU won the national title and so many games, but it is even more amazing that they did so without a home court. With the Smith Fieldhouse under construction, BYU split its "home games" between Springville High's gymnasium and the University of Utah. Head coach Stan Watts guided the Cougars to the national title in only his second year at the helm. Watts had the help of Mel Hutchins, who became the first Cougar to be named a first-team All-American and went on to win Rookie of the Year in the NBA in the 1952-53 season.


In 1966, the Cougars finished as a 20-game winner with their final game against NYU in the championship game of the National Invitational Tournament. Playing in a packed Madison Square Garden, the No. 1-ranked Cougars outplayed NYU, leading 48-43 at halftime and never looking back. With star Dick Nemelka on the bench with four fouls, the Cougars turned to junior center Craig Raymond and junior forward Gary Hill. Hill and Raymond, non-starters going into the tournament, led the high-scoring Cougar offense with 21 points each. Steve Kramer added 20 points to become the third Cougar with 20 or more points and the fifth Cougar to score in double digits.



1951 NIT CHAMPIONS



added 20 points to become the third Cougar with 20 or more points and the fifth Cougar to score in double digits. The win over the Violets marked the second NIT championship for both BYU and head coach Stan Watts. The season was the highest scoring in Cougar history. BYU averaged 95.5 points per game while hitting 50 percent of its shots. In the NIT final the Cougars shot 59 percent while handling NYU. Former coach of the Boston Celtics, Red Auerbach, commented on BYU at the championship, saying, "BYU simply overpowered them. They (the Cougars) outplayed them all over the court."



TOURNAMENT RESULTS



YEAR	TOURNAMENT	PLC.	REC.						
				Kentucky Invnt.	2nd	2-1		NIT	2-1
1949-50	Rocky Mtn. Conf.	1st	3-0	WAC		0-1	2000-01	Yahoo Sports Invitational	4th 1-2
	Los Angeles Inv.	4th	1-1	NCAA Regional		1-1		MWC	1st 3-0
	NCAA	4th	1-1	1984-85	Stanford Invnt.	3rd 1-1		NCAA	0-1
1950-51	Rocky Mtn. Conf.	2nd	2-1	Cougar Classic	1st	2-0	2001-02	Las Vegas Showdown	1-0
	NIT	1st	3-0	Cotton States	3rd	1-1		MWC	0-1
	NCAA	4th	1-2	WAC		0-1		NIT	1-1
1951-52	Sugar Bowl	4th	0-2	1985-86	Kactus Klassic	3rd 1-1	2002-03	Paradise Jam @ U.S. Virgin Is.	3-0
1952-53	Dixie Classic	2nd	2-1	Cougar Classic	2nd	1-1		MWC	1-1
	NIT		0-1	WAC		0-1		NCAA	0-1
1953-54	Holiday Festival	3rd	2-1	NIT		2-1	2003-04	Cable Car Classic	2-0
	NIT		0-1	1986-87	Coca-Cola NIT Classic	0-1		MWC	1-1
1955-56	Motor City	1st	2-0	Cougar Classic	2nd	1-1		NCAA	0-1
1956-57	Holiday Festival	3rd	2-1	Cable Car Classic	1st	2-0	2004-05	Maui Invitational	1-2
	NCAA Regional	3rd	1-1	WAC		1-1		MWC	0-1
1958-59	Queen City	4th	0-2	NCAA		0-1	2005-06	MWC	0-1
1959-60	Hurricane	3rd	1-1	1987-88	Cougar Classic	1st 2-0		NIT	0-1
1960-61	Poinsettia	3rd	1-1	WAC		1-1	2006-07	BYU Holiday Classic	1st 3-0
1962-63	Quaker City	2nd	2-1	NCAA		1-1		MWC	2nd 2-1
1963-64	Far West	2nd	2-1	1988-89	Lapchick	2nd 1-1		NCAA	0-1
1964-65	All-College	3rd	2-1	Cougar Classic	2nd	1-1	2007-08	Las Vegas Invitational	2nd 3-1
	NCAA Regional	4th	0-2	WAC		0-1		MWC	2nd 2-1
1965-66	Quaker City	5th	2-1	1989-90	Cougar Classic	1st 2-0		NCAA	0-1
	NIT	1st	3-0	WAC		0-1	2008-09	Basketball Travelers Invt.	1st 3-0
1966-67	Holiday Festival	6th	1-2	NCAA		0-1		MWC	1-1
1967-68	All-College	2nd	2-1	1990-91	Big Apple NIT	0-1		NCAA	0-1
1968-69	Cable Car Classic	4th	0-2	Cougar Classic	2nd	1-1	2009-10	Las Vegas Classic	1st 4-0
	Far West Classic	3rd	2-1	Holiday Festival	4th	0-2		MWC	1-1
	NCAA Regional		0-1	WAC	1st	3-0		NCAA	1-1
1969-70	Quaker City	5th	1-2	NCAA		1-1	2010-11	South Padre Island Invt.	1st 4-0
1970-71	NCAA Regional	4th	1-2	1991-92	Cougar Classic	1st 2-0		MWC	2-1
	Rainbow Classic	2nd	2-1	Red Lobster Classic	3rd	1-1		NCAA	2-1
1971-72	Cougar Classic	1st	2-0	WAC	1st	3-0			
	Jayhawk Classic	3rd	1-1	NCAA		0-1			
	Old Dominion	3rd	1-1	1992-93	Cougar Classic	1st 2-0			
	NCAA Regional		0-1	Maui Invitational	2nd	2-1			
1972-73	All-College	2nd	2-1	Far West Classic	4th	0-2			
1973-74	Far West Classic	4th	2-1	WAC		1-1			
1975-76	Cougar Classic	2nd	1-1	NCAA		1-1			
	Old Dominion	1st	2-0	1993-94	Tournament of Champs	2nd 1-1			
1976-77	Cougar Classic	1st	2-0	Cougar Classic	1st	2-0			
	All-College	3rd	2-1	WAC	2nd	2-1			
1977-78	Cougar Classic	4th	0-2	NIT		1-1			
	Rainbow Classic	7th	1-2	1994-95	Alaska Shootout	2nd 2-1			
1978-79	Cougar Classic	1st	2-0	Cougar Classic	1st	2-0			
	Pillsbury Classic	3rd	1-1	Cable Car Classic	1st	2-0			
	NCAA Regional		0-1	WAC		0-1			
1979-80	Cougar Classic	1st	2-0	NCAA		0-1			
	Far West Classic	3rd	2-1	1995-96	Cougar Classic	1st 2-0			
	NCAA Regional		0-1	WAC		0-1			
1980-81	Cougar Classic	1st	2-0	1996-97	Cougar Classic	4th 0-2			
	Volunteer Classic	2nd	1-1	1997-98	Cougar Classic	1st 2-0			
	NCAA Regional		3-1	Rainbow Classic		1-2			
1981-82	Cougar Classic	1st	2-0	WAC		0-1			
	NIT		0-1	1998-99	Cougar Classic	1st 2-0			
1982-83	Cougar Classic	3rd	1-1	WAC		1-1			
	Holiday Festival	4th	0-2	1999-00	Cougar Classic	1st 2-0			
1983-84	Cougar Classic	3rd	1-1	MWC	2nd	2-1			

(26 NCAA Appearances: 14-29)
(10 NIT Appearances: 12-8)

14
FREDETTE 32



ALL-TIME HONORS



James Fredette
1981-82
NABC



DANNY AINGE

1981 NCAA Player of the Year

Known for his feisty, hard-nosed playing style, Danny Ainge has become one of the most famous athletes to graduate from BYU.

During his four-year career as a Cougar, Ainge was a Consensus All-American, a two-time first-team Academic All-American, the WAC Player of the Year and a four-time All-WAC selection. He set an NCAA record with 112 consecutive games scoring in double digits and broke the BYU and WAC all-time scoring records with 2,467 points.

As a senior in 1981, Ainge led BYU to the 1981 Eastern Regionals. He concluded his senior season by winning the Eastman Award as well as the John Wooden Award — given annually to the top collegiate basketball player in the nation.

Ainge beat out Isiah Thomas (Indiana), Sam Bowie (Kentucky), Mark Aguirre (DePaul), Ralph Sampson (Virginia) and Steve Johnson (Oregon State) to win the Wooden Award. In doing so, he became the fifth winner of the award, joining Marques Johnson, Larry Bird, Phil Ford and Darrell Griffith.

As a two-sport star, Ainge was drafted by both the Toronto Blue Jays for baseball and the Boston Celtics (31st pick) for basketball. After playing four seasons with the Blue Jays, he chose to pursue an NBA career. Ainge was a member of the Celtics' 1984 and 1986 Championship teams and played in six NBA finals with three different teams (Boston, Portland and Phoenix). He also played for the Sacramento Kings. He became only the third player in NBA history to make 1,000 three-point field goals, finishing his 14-year career with 1,002.

Ainge played in 193 NBA playoff games, which was second all-time (Kareem Abdul-Jabbar, 237) when he retired. He is still third all-time, behind only Abdul-Jabbar and Robert Horry, and ahead of Magic Johnson, Robert Parrish, John Havlicek and Bill Russell to name a few.

After retiring in 1995, Ainge was an NBA basketball television analyst for Turner Broadcasting for one year before the Phoenix Suns brought him back to the organization as an assistant head coach. Just eight games into the season, he was promoted to head coach and guided his club to a 40-34 record after the team started the season 0-8. He spent the next two-plus seasons as head coach of the Suns and compiled a 136-90 (.602) record before stepping down on December 13, 1999. He then returned for three more seasons with Turner Broadcasting before returning to the Boston Celtics in May 2003 as the Executive Director of Basketball Operations. He was named the 2008 NBA Executive of the Year following the Celtics' Championship season.

His son Austin played on the BYU basketball team from 2003-07. Ainge was inducted into the GTE Academic All-America Hall of Fame in May 2000 and honored with the prestigious NCAA Silver Anniversary Award in January 2006.

DANNY AINGE JERSEY RETIREMENT 2003

With a capacity crowd of 22,702 on hand, Danny Ainge was honored on March 8, 2003, by being the first-ever BYU basketball player to have his jersey retired in the 100-year history of the program. His No. 22 jersey will forever hang from the rafters of the Marriott Center.

"It's just a great honor," Ainge said. "BYU was the greatest time of my life. It's just great to be a part of BYU basketball. I don't know why mine is the first to go up. There were a lot of great players before me. Hopefully this is just the start."

Then-BYU president Merrill J. Bateman said, "The standard has been set very high. We hope there will be more." Ainge's jersey, not his number, was retired, which means future players may still have the option to wear No. 22.

The ceremony, which took place during halftime of BYU's game against Colorado State, started with a video clip of Ainge's famous coast-to-coast, last-second basket to beat Notre Dame in the 1981 NCAA Tournament. Then-men's athletics director Val Hale shared some of Ainge's accomplishments, which include being named college basketball player of the year in 1981, playing professional baseball with the Toronto Blue Jays and winning two basketball championships with the Boston Celtics.

One of Ainge's former teammates, Scott Runia, said they used to call Ainge "clout" because he brought the team clout. They called him "clutch" because he made the play when it counted. They called him "smooth" because Danny won the heart of Michelle Toolson, Ainge's wife. But most importantly, they called him a friend.



DANNY AINGE COLLEGE HONORS

- Eastman Award (1981 Player of the Year NABC)
- John Wooden Award
- MVP NABC All-Star Game
- Naismith All-America First Team
- NBA Coaches All-America First Team
- NABC (Kodak-Coaches) All-America First Team
- Associated Press All-America First Team
- Basketball Writers Association All-America First Team
- United Press International All-America First Team
- The Sporting News All-America First Team
- Pizza Hut First Team
- District 7 Player of the Year
- Western Athletic Conference Player of the Year
- Four-time All-WAC selection
- Two-time Academic All-America Team

OTHER COLLEGE ACCOMPLISHMENTS

- Set NCAA record with 112 consecutive games scoring in double figures
- Finished in NCAA top-20 career points leaders
- Finished as WAC's career scoring leader
- WAC record-holder in seven other categories
- Set three BYU season scoring records and seven career marks

JIMMER FREDETTE

2011 NCAA Player of the Year

Jimmer Fredette took BYU and college basketball by storm his senior year, as his name became a verb, a noun and an adjective. Known as 'The Jimmer', the one-name star capped his record-setting career by earning national player of the year honors and leading the Cougars to the Sweet 16 for the first time since 1981.

The Glens Falls, N.Y., native was the nation's leading scorer at 28.9 points per game in 2010-11. The All-American became a fixture on ESPN's SportsCenter and in national publications throughout the season as his point totals, deep threes and incredible shot-making ability captured the nation's attention. The national media exposure included features in Sports Illustrated and USA Today, back-to-back Sports Illustrated covers and appearing as a guest on SportsCenter, PTI and the CBS Final Four pregame show.

All the attention came as a result of Fredette's stellar play on the court and humble demeanor in leading the Cougars to a program-record 32 victories, the Mountain West Conference regular season title and BYU's most successful NCAA Tournament run since 1981. Some of his memorable performances along the way included 39 points at UNLV, 47 at Utah, 43 against No. 3 San Diego State at home and a BYU-record 52 points against New Mexico in the MWC Tournament.

For all of his efforts, Fredette was honored at the highest levels in college basketball as he was named the consensus national player of the year. Fredette was awarded the Wooden Award, the Naismith Trophy, the Oscar Robertson Trophy and numerous other player of the year awards while also being named the Male College Athlete of the Year at the ESPYs and the unanimous selection for MWC Player of the Year.

Fredette concluded his career as BYU's all-time leading scorer with 2,599 points. He also set the BYU single-season scoring record with 1,068 points in 2010-11. His 28.9 points per game in 2010-11 are also a Cougar record and Fredette also rewrote nearly every MWC single-game, season and career scoring records.

In four years at BYU, Fredette helped the Cougars capture three MWC titles and advance to the NCAA Tournament four times. He also led BYU to its best four-year run in program history as the Cougars won 114 games.

Following his record-setting senior season, Fredette was drafted No. 10 in the 2011 NBA Draft by the Milwaukee Bucks and then traded to the Sacramento Kings.

JIMMER FREDETTE SENIOR SEASON HONORS

2011 National Player of the Year (Naismith, Wooden, AP, Oscar Robertson, NABC, Adolph Rupp, Sporting News, Basketball Times, CBSSports.com, SI.com)
 2011 Lowes Senior CLASS Award
 2011 first-team All-American (John R. Wooden Award, AP, Sporting News, State Farm Coaches for NABC Division I, USBWA, Basketball Times, CBSSports.com, SI.com, Yahoo! Sports, FoxSports.com, Lute Olson)
 2011 MWC Player of the Year
 2011 All-MWC First Team
 2011 MWC Tournament MVP
 2011 NABC All-District 17 First Team
 2011 USBWA All-District VIII First Team
 2011 USBWA District VIII Player of the Year
 2011 Dick Vitale National Player of the Week (Dec. 13, Jan. 10, Jan. 17)
 2011 ESPN.com Weekly Watch National Player of the Week (Jan. 10, Jan. 17)
 2011 MWC Player of the Week (Nov. 29, Dec. 13, Jan. 3, Jan. 10, Jan. 17, Jan. 24, Feb. 7, Feb. 28)
 2011 South Padre Island Invitational MVP
 2011 Bob Cousy Award Finalist (Final 5)


OTHER COLLEGE ACCOMPLISHMENTS

2010-11 Nation's leading scorer (28.9 points per game)
 Set BYU and MWC single game, single season and career scoring records
 Set BYU single game, single season and career records for made 3-pointers
 Scored the most points by a BYU player in the Marriott Center with 43 vs. San Diego State



KRESIMIR COSIC

BASKETBALL HALL OF FAME INDUCTEE



Few players in BYU history have been able to capture the hearts of Cougar fans like Kresimir Cosic did from 1970-73. The 6-foot-11 center from Zadar, Yugoslavia, entertained fans during his stellar career with his enthusiastic, guard-like play.

Whether it was leading the fastbreak, dribbling between his legs or shooting a sky-hook, Cosic's enthusiasm and on-court antics endeared him to almost everyone who saw him play.

During his career at BYU, Cosic used his versatile inside-outside game to lead the Cougars in scoring (23.3) and rebounding (13.0) as a junior and again as a senior (20.2 points per game). His unselfish attitude helped him lead his team in assists.

He ranks second on BYU's all-time rebounding list with 919, an average of 11.6 per game, and fourth all-time with a 19.1 career scoring average while recording a BYU-record 47 double-doubles. He was a three-time first-team All-WAC selection and an All-American his junior and senior years. He likely would have been a four-year all-conference award winner but freshmen at that time were not allowed to play on varsity. Behind the play of Cosic, the Cougars won two WAC titles and reached the NCAA Regional Tournament in 1971 and 1972.



Upon graduation, Cosic became very much involved with basketball throughout Europe. He had offers to play in the NBA from the Boston Celtics and Los Angeles Lakers but he chose to return home and play for the Yugoslavian National Team for \$250 a week. Cosic played on four Olympic teams with his native land, winning a gold medal in 1980 and two silver medals in 1968 and 1976. He ended his career as his country's all-time scoring leader and went on to coach the Yugoslavian national team for many years.

His national and international accomplishments led to his induction into the Basketball Hall of Fame in Springfield, Mass., on May 6, 1996, making Cosic just the second Cougar to receive the prestigious honor and the only BYU player. He is also a member of the Utah Basketball Hall of Fame, inducted in 2001.

In September of 1992, Cosic was appointed as deputy ambassador for Croatia to the United States. He and his family lived in Washington D.C. where he performed his diplomatic duties in the same excellent manner in which he played basketball.



On May 25, 1995, Cosic lost his battle against the toughest opponent of his career – cancer. During his 46 years on earth, Cosic became one of the most influential and well-known of all European basketball players. He left behind the legacy and credit of being the individual that first introduced the American game of basketball to Europe.

During the 2005 NCAA Men's Basketball Tournament, CBS Television analyst Billy Packer singled out Cosic while discussing the quality of international players playing college basketball. Said Packer, "Kresimir Cosic, who played at BYU, was really the first great international player to play college basketball in the United States."

Cosic played in BYU's first game on the Marriott Center floor in 1971. His No. 11 jersey was retired by BYU on Mar. 4, 2006 in a halftime ceremony with 20,732 fans in attendance, which was also the last time the original Marriott Center floor was used before being replaced during the summer of 2006.

"It's very impressive that Kreso is not forgotten here," said Cosic's wife Ljerka, through her daughter Ana, at the retirement ceremony. "Kreso never forgot Provo. He loved his Croatia and always spoke of it as the most beautiful place on Earth, but Provo forever remained his second home. Provo and BYU marked his life forever."





STAN WATTS

BASKETBALL HALL OF FAME INDUCTEE

When considering the most influential individuals in BYU basketball history, Stan Watts has to be placed at the top of the list. During his 23 years at the helm of the Cougar basketball program, Watts led his teams to two NIT National Championships (1951, 1966) and oversaw the construction of the George Albert Smith Fieldhouse and the Marriott Center.

His nationally recognized accomplishments led to his induction into the Basketball Hall of Fame in Springfield, Mass., on March 6, 1986, making him the first Cougar to receive the prestigious honor. Watts finished his career after the 1971-72 season with an overall record of 371-254 (.594).

He was a member of the NCAA's Rules Committee, served as president of the National Association of Basketball Coaches and chaired the U.S. Olympic Basketball Committee in 1976. Watts also served six years as BYU's athletic director and spent time on the Cougar football and baseball coaching staffs.

Even more impressive than his remarkable accomplishments as a coach is his impeccable character as a human being. He is respected by coaches, fans and players alike for his conduct both on and off the court.

"His won-loss record speaks very well for the kind of coach he was," said former player Harold Christensen, who played for Watts on the 1951 championship team. "His reputation among his fellow coaches suggests how much they respected him. He still has that and is still honored in the community in which he coached."

Always a fighter, Watts overcame a rare form of cancer in 1971—only the fourth-known case of this type of cancer in medical history. Despite the fact that the other three individuals died, Watts refused to give up. After 14-hours of surgery and a two-month stay in the hospital, Watts returned to coach his team to a WAC Championship the following year.

Known for his fast-break style of offense, Watts remained an avid



Cougar fan. He once said, "It has always been our contention that the average basketball fan likes to see fast-scoring, speedy, exciting basketball."

By looking around the Marriott Center during a Cougar game, there are hints that Watts has been there. The glass-encased exhibit in the halls outside the arena pays tribute to one of the greatest coaches and individuals ever to grace the sidelines of a BYU athletic contest — as do the two NIT Championship banners and the WAC title banners from 1965, 1967, 1969, 1971 and 1972.

"The greatest tribute I can pay to Stan Watts," said retired Senior Associate Athletic Director Pete Witbeck, who was BYU's NCAA compliance officer and former assistant to Watts for many years, "is he's truly a man of God. He's always been a gentleman and great man. You don't see that very often."

Watts passed away April 6, 2000, at the age of 88.



BYU'S BASKETBALL ALL-AMERICANS

PLAYER	POS.	HT.	YEAR	RECOGNITION
Elwood S. Romney			1931	Helms (1st), College Humor (3rd), Consensus
			1932	Helms (1st)
Joe Nelson	F	6-3	1948	Helms (2nd), GlobeTrotters Tour
Mel Hutchins	C	6-5	1951	Helms (1st), Sporting News (1st), Converse Yearbook (1st), Look Magazine (1st), INS (1st), UPI (3rd), AP (3rd)
			1951	Converse Yearbook (4th)
Roland Minson	F	6-0	1951	Converse Yearbook (4th)
Joe Richey	F	6-1	1953	Colliers (2nd), INS (2nd), Look Magazine (2nd), Helms (3rd)
Dean Larsen	F	6-2	1954	Helms (2nd)
Terry Tebbs	G	5-9	1956	UPI Little (1st)
Tom Steinke	G	5-10	1957	UPI Little (1st), Helms (2nd)
Gary Earnest	G	6-0	1961	AP (HM)
John Fairchild	C	6-8	1965	Helms, NABC (3rd)
Dick Nernelka	G	6-0	1966	Helms, Converse Yearbook (1st), USBWA (1st), NABC (3rd)
Kresimir Cosic	C	6-11	1972	Helms, Converse Yearbook (2nd), UPI (3rd), NABC (4th)
			1973	Helms, NABC (4th), Citizen Saving Athletes Foundation
Danny Ainge	G	6-5	1978	UPI (HM)
			1979	NABC (4th)
			1980	Helms, NABC (3rd), Academic (1st)
			1981	Consensus, Helms, AP (1st), NABC (1st), UPI (1st), Sporting News (1st), Converse Yearbook (1st), Basketball Times (1st), Wooden Award, Eastman Award, USBWA (2nd), Academic (1st)
Devin Durrant	F	6-7	1983	Academic (1st)
			1984	Wooden (1st), AP (2nd), NABC (2nd), USBWA (2nd), Sporting News (2nd), Basketball Times (2nd), UPI (3rd)
Michael Smith	F	6-10	1987	Academic (1st)
			1988	USBWA (2nd), UPI (2nd), Basketball Times (2nd), AP (3rd), Basketball Weekly (3rd), Sporting News (HM), Academic (1st)
			1989	Academic (1st)
			1988	Sporting News (HM)
Jeff Chatman	F	6-6	1988	Sporting News (HM)
Andy Toolson	F	6-6	1990	Academic (1st)
Shawn Bradley	C	7-6	1991	Basketball Times Freshman (1st)
Nate Call	G	6-0	1992	AP (HM)
Gary Trost	C	6-10	1993	AP (HM)
Randy Reid	G	6-2	1994	Academic (3rd)
Russell Larson	F	6-11	1995	Academic (1st)
Mekeli Wesley	F	6-9	2001	AP (HM)
Rafael Araujo	C	6-11	2004	Basketball Times (2nd), AP (HM)
Trent Plaisted	F/C	6-11	2006	Scout.com Freshman (2nd)
Keena Young	F	6-6	2007	AP (HM)
Lee Cumnard	F	6-7	2008	AP (HM)
			2009	FoxSports.com (4th)
Jimmer Fredette	G	6-2	2010	Basketball Times (2nd), NABC State Farm Coaches' (3rd), Lute Olson, AP (HM), Sporting News (3rd)
			2011	Wooden (1st), AP (1st), Sporting News (1st), State Farm Coaches for NABC Division I (1st), USBWA (1st), Basketball Times (1st), CBSSports.com (1st), Sl.com (1st), Yahoo! Sports (1st), FoxSports.com (1st), Lute Olson (1st)



Rafael Araujo earned All-America accolades in 2003-04 after leading BYU to the NCAA Tournament as its leading scorer and rebounder. He had 32 points and 17 rebounds in BYU's win over eventual Final Four participant Oklahoma State.



KEENA YOUNG



LEE CUMNARD



JIMMER FREDETTE

CONFERENCE AWARDS

CONFERENCE PLAYER OF THE YEAR

- 1964-65 John Fairchild, Sr.
- 1980-81 Danny Ainge, Sr.
- 1982-83 Devin Durrant, Jr.
- 1984-85 Timo Saarelainen, Sr.
- 1987-88 Michael Smith, Jr.
- 2000-01 Mekeli Wesley, Sr.
- 2003-04 Rafael Araujo, Sr.
- 2006-07 Keena Young, Sr.
- 2007-08 Lee Cumnard, Jr.
- 2010-11 Jimmer Fredette, Sr.

DEFENSIVE PLAYER OF THE YEAR

- 2002-03 Travis Hansen, Sr.
- 2003-04 Mike Hall, Jr.
- 2010-11 Jackson Emery, Sr.

ALL-DEFENSIVE TEAM

- 1994-95 Robbie Reid, So.
- 1995-96 Randy Reid, Sr.
- 2008-09 Jackson Emery, So.
- 2009-10 Jackson Emery, Jr.
- 2010-11 Jackson Emery, Sr.

ALL-NEWCOMER TEAM (END IN 2001)

- 1995-96 Bryon Ruffner, Jr.
- 1997-98 Ron Selleaze, Jr. +
- 1997-98 Mekeli Wesley, Fr.
- 1998-99 Mark Bigelow, Fr.
- 1999-00 Terrell Lyday, Jr. #
- 2000-01 Trent Whiting, Sr.

MWC SIXTH MAN

- 2009-10 Jonathan Tavernari, Sr.

COACH OF THE YEAR

- 1989-90 Roger Reid
- 1991-92 Roger Reid
- 2002-03 Steve Cleveland
- 2005-06 Dave Rose
- 2006-07 Dave Rose
- 2010-11 Dave Rose

FRESHMAN OF THE YEAR

- 1990-91 Shawn Bradley
- 1991-92 Russell Larson
- 1998-99 Mark Bigelow
- 2001-02 Jared Jensen
- 2005-06 Trent Plaisted
- 2006-07 Jonathan Tavernari

MWC ALL-TOURNAMENT TEAM

- 1999-00 Terrell Lyday
- 2000-01 Terrell Lyday
- 2000-01 Mekeli Wesley
- 2003-04 Rafael Araujo
- 2006-07 Lee Cumnard
- 2006-07 Trent Plaisted
- 2006-07 Keena Young
- 2007-08 Lee Cumnard
- 2008-09 Jimmer Fredette
- 2009-10 Jimmer Fredette
- 2010-11 Jimmer Fredette*

+WAC Newcomer of the Year
#MWC Newcomer of the Year
*MWC Tournament MVP

PLAYER OF THE YEAR AWARD WINNERS



JOHN FAIRCHILD '65



DANNY ANGE '81



DEVIN DURRANT '83



TIMO SAARELAINEN '85



MICHAEL SMITH '88



MEKELI WESLEY '01



RAFAEL ARAUJO '04



KEENA YOUNG '07



LEE CUMNARD '08



**JIMMER FREDETTE
2011 MWC PLAYER
OF THE YEAR**

COACH OF THE YEAR



ROGER REID '90, '92



STEVE CLEVELAND '03



DAVE ROSE '06, '07, '11

**MIKE HALL - 2004
MWC DEFENSIVE
PLAYER OF THE YEAR**

FRESHMAN OF THE YEAR AWARD WINNERS



SHAWN BRADLEY '91



RUSSELL LARSON '92



MARK BIGELOW '99



JARED JENSEN '02



TRENT PLAISTED '06



JONATHAN TAVERNARI '07



ALL-CONFERENCE PERFORMERS

1930-31 (Rocky Mountain)

Elwood Romney, Fr. 1st

1931-32

Elwood Romney, So. 1st

1932-33

Floyd Millet, Fr. 1st

Jay Whitman, Fr. 1st

1933-34

Floyd Millet, So. 1st

Jay Whitman, So. 1st

1936-37

Earl Giles, Jr. 1st

**1940-41 (Mountain States/
Skyline)**

Duane Esplin, Fr. 1st

1942-43

Brady Walker, Fr. 1st

1947-48

Joe Nelson, So. 1st

Randy Clark, So. 1st

1948-49

Joe Nelson, Jr. 1st

1950-51

Roland Minson, Jr. 1st

Mel Hutchins, Sr. 1st

1952-53

Joe Richey, Jr. 1st

Harold Christensen, Jr. 1st

1953-54

Dean Larsen, Jr. 1st

1954-55

Terry Tebbs, So. 1st

1955-56

Terry Tebbs, Jr. 1st

1957-58

John Nicoll, Jr. 1st

1960-61

Gary Earnest, Sr. 1st

1962-63 (Western Athletic)

Bruce Burton, Sr. 1st

Gary Batchelor, Sr. 2nd

1963-64

John Fairchild, Jr. 1st

1964-65

John Fairchild, Sr. 1st

Dick Nemelka, Jr. 2nd

1965-66

Dick Nemelka, Sr. 1st

Jeff Congdon, Sr. 2nd

Steve Kramer, Sr. 2nd

1966-67

Kari Liimo, So. 1st

Craig Raymond, Sr. 2nd

Jim Jimas, Sr. 2nd

1967-68

Jim Eakins, Sr. 1st

Kari Liimo, Jr. 2nd

Marty Lythgoe, Jr. 2nd

1968-69

Paul Ruffner, Jr. 2nd

Marty Lythgoe, Sr. 2nd

Doug Howard, Jr. 2nd

1969-70

Doug Howard, Sr. 2nd

1970-71

Kresimir Cosic, So. 1st

1971-72

Kresimir Cosic, Jr. 1st

Bernie Fryer, Sr. 1st

1972-73



Mountain States Conference All-Conference First Team selections from left to right: Mel Hutchins, Joe Nelson and Roland Minson.

Kresimir Cosic, Sr. 1st
Doug Richards, Jr. 2nd

Alan Taylor, Jr. 2nd

1973-74
Doug Richards, Sr. 2nd

1979-80
Danny Ainge, Jr. 1st
Alan Taylor, Sr. 1st

1975-76
Jay Cheesman, Jr. 1st

1980-81
Danny Ainge, Sr. 1st
Fred Roberts, Jr. 1st

1976-77
Jay Cheesman, Sr. 2nd

1981-82
Fred Roberts, Sr. 1st
Steve Trumbo, Sr. 1st

1977-78
Danny Ainge, Fr. 1st

1978-79
Danny Ainge, So. 1st
Scott Runia, Jr. 2nd

1982-83
Devin Durrant, Jr. 1st
Brett Applegate, Jr. 2nd




Left to Right: Steve Kramer, Stan Watts, Jeff Congdon, Jim Eakins (back), Neil Roberts and Dick Nemelka.



FRED ROBERTS

ALL-CONFERENCE PERFORMERS



KEN ROBERTS

1983-84
Devin Durrant, Sr. 1st
Brett Applegate, Sr. 1st

1984-85
Timo Saarelainen, Sr. 1st

1985-86
Jeff Chatman, So. 2nd
Bob Capener, Jr. 2nd

1986-87
Michael Smith, So. 1st

1987-88
Michael Smith, Jr. 1st
Jeff Chatman, Sr. 1st

1988-89
Michael Smith, Sr. 1st

1989-90
Marty Haws, Sr. 1st
Andy Toolson, Sr. 2nd

1990-91
Steve Schreiner, Sr. 1st
Shawn Bradley, Fr. 2nd

1991-92
Gary Trost, Jr. 1st
Nathan Call, Sr. 2nd



MIKE HALL



TRAVIS HANSEN

1992-93
Gary Trost, Sr. 1st

1993-94
Russell Larson, Jr. 1st

1994-95
Russell Larson, Sr. 1st
Kenneth Roberts, Jr. 1st

1995-96
Kenneth Roberts, Sr. 1st

1997-98
Mountain Division
Ron Selleaze, Jr. 2nd

1998-99
Pacific Division
Mark Bigelow, Fr. 2nd

1999-00 (Mountain West)
Mekeli Wesley, Jr. 2nd



MEKELI WESLEY

2000-01
Mekeli Wesley, Sr. 1st
Terrell Lyday, Sr. 1st
Trent Whiting, Sr. 2nd

2001-02
Travis Hansen, Jr. 2nd

2002-03
Travis Hansen, Sr. 1st
Rafael Araujo, Jr. 3rd
Mark Bigelow, Jr. 3rd

2003-04
Rafael Araujo, Sr. 1st
Mark Bigelow, Sr. 2nd
Mike Hall, Jr. 3rd

2004-05
Mike Hall, Sr. 3rd

2005-06
Trent Plaisted, Fr. 2nd
Keena Young, Jr. 3rd

2006-07
Keena Young, Sr. 1st
Trent Plaisted, So. 2nd
Lee Cumnard, So. 3rd

2007-08
Lee Cumnard, Jr. 1st
Trent Plaisted, Jr. 1st
Jonathan Tavernari, So. 3rd

2008-09
Lee Cumnard, Sr. 1st
Jimmer Fredette, So. 1st
Jonathan Tavernari, Jr. 3rd

2009-10
Jimmer Fredette, Jr. 1st
Jackson Emery, Jr. 2nd
Tyler Haws, Fr. 3rd
Jonathan Tavernari, Sr. 3rd

2010-11
Jimmer Fredette, Jr. 1st
Jackson Emery, Jr. 2nd
Brandon Davies, So. 3rd



MARK BIGELOW

Jackson Emery was selected for the All-Conference Second Team in both the 2010 and 2011 seasons





BYU NBA DRAFT CHOICES

YEAR	PLAYER	TEAM	RD/PK	OVER PICK
1948	Brady Walker	Providence Steamrollers		
1948	Joe Nelson	Philadelphia Warriors	5th	
1949	Joe Weight	Boston Celtics	9th	
1950	Joe Nelson	Rochester Royals	5th/10th	58th
1951	Mel Hutchins	Tri-Cities Blackhawks	1st/2nd	2nd
1951	Roland Minson	New York Knicks	2nd/6th	16th
1952	Jerry Romney	Rochester Royals	8th	
1953	Harold Christ.	Minneapolis Lakers		
1953	Joe Richey	Minneapolis Lakers		
1954	Phil Larson	Fort Wayne Pistons	10th/4th	84th
1956	Hershel Pederson	St. Louis Hawks	10th/2nd	72nd
1959	John Nicoll	New York Knicks	13th/2nd	84th
1965	John Fairchild	Los Angeles Lakers	2nd/8th	19th
1966	Jeff Congdon	Detroit Pistons	4th/2nd	32nd
1966	Dick Nemelka	St. Louis Hawks	5th/4th	44th
1967	Craig Raymond	Philadelphia 76ers	1st/12th	12th
1968	Jim Eakins	San Francisco Warriors	5th/7th	57th
1969	Kari Liimo	Los Angeles Lakers	7th/12th	97th
1970	Paul Ruffner	Chicago Bulls	2nd/11th	28th
1970	Doug Howard	Chicago Bulls	11th/9th	79th
1971	Steve Kelly	Detroit Pistons	7th/11th	113th
1972	Bernie Fryer	Phoenix Suns	7th/12th	109th
1972	Kresimir Cosic	Portland Trailblazers	10th/1st	144th
1973	Kresimir Cosic	Los Angeles Lakers	5th/15th	84th
1973	Kalevi Sarkalahti	Phoenix Suns	13th/4th	186th
1973	Phil Tollestrop	Buffalo Braves	20th/1st	211th
1974	Doug Richards	Portland Trailblazers	7th/2nd	110th
1977	Jay Chessman	Chicago Bulls	6th/13th	123rd
1977	Vern Thompson	Atlanta Hawks	8th/4th	155th
1980	Alan Taylor	Utah Jazz	4th/3rd	72nd
1981	Danny Ainge	Boston Celtics	2nd/8th	31st
1981	Steve Craig	Philadelphia 76ers	5th/22nd	114th
1982	Fred Roberts	Milwaukee Bucks	2nd/4th	27th
1982	Steve Trumbo	Utah Jazz	3rd/3rd	49th
1983	Greg Kite	Boston Celtics	1st/21st	21st
1984	Devin Durrant	Indiana Pacers	2nd/1st	25th
1984	Brett Applegate	Portland Trailblazers	4th/18th	88th
1985	Timo Saarelainen	Los Angeles Lakers	5th/22nd	115th
1987	Tom Gneiting	Seattle SuperSonics	6th/10th	124th
1989	Michael Smith	Boston Celtics	1st/13th	13th
1993	Shawn Bradley	Philadelphia 76ers	1st/2nd	2nd
2003	Travis Hansen	Atlanta Hawks	2nd/8th	37th
2004	Rafael Araujo	Toronto Raptors	1st/8th	8th
2008	Trent Plaisted	Detroit (from Seattle)	2nd/16th	46th
2011	Jimmer Fredette	Sacramento (from Milwaukee)	1st/10th	10th

COUGAR PROS OVERSEAS (All-Time)


PLAYER (YEARS AT BYU)	COUNTRY
Kresimir Cosic (1971-73)	Italy
Alan Taylor (1977-80)	Italy, Germany
Scott Runia (1977-80)	Holland
Fred Roberts (1979-82)	Italy, Spain
Steve Trumbo (1979-82)	Spain
Devin Durrant (1979-84)	Spain
Tom Gneiting (1985-87)	Spain, Turkey
Jim Usevitch (1983-88)	Israel, Greece
Jeff Chatman (1985-88)	Switzerland
Michael Smith (1984-89)	Spain
Andy Toolson (1984-90)	Italy, Greece, Spain
Marty Haws (1987-90)	Belgium
Gary Trost (1988-93)	Portugal, Argentina
Jared Miller (1991-93)	Portugal
Kevin Nixon (1992-93)	Portugal
Russell Larson (1992-95)	Spain
Robbie Reid (1993-95)	Italy, Austria, Estonia, Saudi Arabia, England
Kenneth Roberts (1991-96)	Spain, Portugal, New Zealand
Bryon Ruffner (1995-96)	Belgium, Sweden
Jarkko Ahlbom (1996-98)	Finland
Silester Rivers (1998-00)	Chile
Mekeli Wesley (1997-01)	Spain, Belgium, France, Poland
Terrell Lyday (1999-01)	Poland, Turkey, France, Russia, Italy
Trent Whiting (2000-01)	Italy
Eric Nielsen (1996-02)	Spain
Travis Hansen (2000-03)	Spain, Russia
Luiz Lemes (2002-04)	Brazil
Mark Bigelow (1999-04)	Germany, Spain
Kevin Woodberry ('02-04)	Mexico
Rafael Araujo (2002-04)	Russia
Mike Hall (2003-05)	Turkey, France, Austria, Japan
Brock Reichner (2004-06)	Greece
Keena Young (2004-07)	Korea, Israel, Philippines, Finland
Trent Plaisted (2004-08)	Croatia, Italy
Lee Cummar (2005-09)	France, Japan
Chris Miles (2004-05, 07-10)	Czech Republic, Germany
Jonathan Tavernari (2006-10)	Italy
Logan Magnusson (2009-11)	Germany

Travis Hansen is one of the many Cougars who have gone on to play professionally overseas.

During Danny Ainge's 14-year NBA playing career he was a member of some of the most successful and dominant teams in league history. During six seasons his teams won 60 games or more. Below is a breakdown of the success Ainge experienced as an NBA player:



- **2 CHAMPIONSHIP TEAMS:** Boston 1984 and 1985
- **6 NBA FINALS APPEARANCES:** Boston 1984-87; Portland 1992; Phoenix 1993
- **9 CONFERENCE FINALS APPEARANCES:** Boston 1982, 1984-1988; Portland 1991-92; Phoenix 1993.



MILWAUKEE BUCKS

MILWAUKEE BUCKS



Player of the Year Jimmer Fredette was secelected by the Milwaukee Bucks with the 10th overall selection in the 2011 NBA Draft. His rights were traded to the Sacramento Kings later that night.

COUGAR TOP NBA STATS

No	Player	Points
1.	Danny Ainge	11,964
2.	Jim Eakins	8,255
3.	Shawn Bradley	6,761
4.	Fred Roberts	5,962
5.	Mel Hutchins	4,851
6.	Jeff Congdon	1,995
7.	Greg Kite	1,717
8.	Craig Raymond	1,658
9.	Brady Walker	1,603
10.	John Fairchild	1,085

No	Player	Rebounds
1.	Jim Eakins	5,578
2.	Shawn Bradley	5,274
3.	Mel Hutchins	4,186
4.	Danny Ainge	2,768
5.	Greg Kite	2,603
6.	Fred Roberts	2,308
7.	Craig Raymond	1,510
8.	Jeff Congdon	601
9.	Brady Walker	*549
10.	John Fairchild	523


*Partial career rebound stats



BYU's all-time leading NBA scorer, Danny Ainge currently serves as the Boston Celtics Executive Director of Basketball Operations.



Shawn Bradley played for 12 seasons in the NBA. He led the NBA in blocks twice, most recently with 228 rejections in 2000-01. He retired holding the Mavericks' record for most points by a center (32) and most blocks (13) in a game.



BYU HOOP RECORDS

POINTS IN A SINGLE GAME


PTS.	PLAYER	DATE	OPPONENT
52	Jimmer Fredette	Mar. 11, 2011	vs. New Mexico
49	Jimmer Fredette	Dec. 28, 2009	at Arizona
47	Bob Skousen	Dec. 2, 1961	UCLA
47	Jimmer Fredette	Jan. 11, 2011	at Utah
45	Jimmer Fredette	Mar. 11, 2010	vs. TCU
44	Dave Eastis	Feb. 5, 1960	New Mexico
43	Jimmer Fredette	Jan. 26, 2011	San Diego State
42	Jimmer Fredette	Jan. 22, 2011	at Colorado State
41	Timo Saarelainen	Feb. 7, 1985	at New Mexico
40	Marty Haws	Nov. 24, 1989	Siena
40	John Fairchild	Feb. 26, 1965	Arizona
40	Dick Nemeika	Dec. 29, 1965	vs. St. Bonaventure
40	Danny Ainge	Dec. 23, 1978	Oral Roberts
39	Bob Skousen	Dec. 31, 1958	at Ohio State
39	Michael Smith	Dec. 29, 1987	La Salle
39	Michael Smith	Dec. 19, 1987	Utah State
39	Dick Nemeika	Dec. 4, 1965	Houston
39	Danny Ainge	Dec. 27, 1980	Utah State
39	Jimmer Fredette	Jan. 5, 2011	at UNLV
38	Devin Durrant	Jan. 19, 1984	at Hawaii
38	Dick Nemeika	Dec. 30, 1965	vs. Cornell
38	Jimmer Fredette	Mar. 5, 2011	Wyoming
37	Jimmer Fredette	Mar. 18, 2010	vs. Florida
37	Steve Schreiner	Feb. 9, 1991	Hawaii
37	Marty Haws	Jan. 4, 1990	at Hawaii
37	Danny Ainge	Jan. 8, 1981	San Diego St.
37	Paul Ruffner	Dec. 29, 1969	vs. Georgia
37	Joe Nelson	Jan. 16, 1948	Denver
37	Danny Ainge	Mar. 14, 1981	vs. UCLA
36	Jimmer Fredette	Feb. 17, 2010	at Colorado State
36	Jimmer Fredette	Jan. 30, 2010	Utah
36	Lee Cumnard	Nov. 14, 2008	Long Beach State
36	Russell Larson	Dec. 10, 1993	Nicholls State
36	Devin Durrant	Feb. 4, 1984	at UTEP
36	Devin Durrant	Jan. 26, 1984	Wyoming
36	Devin Durrant	Dec. 28, 1983	at UCLA
36	Paul Ruffner	Dec. 13, 1969	San Jose State
36	Doug Richards	Dec. 1, 1973	Idaho State
36	Danny Ainge	Dec. 3, 1977	at Idaho State
36	Kresimir Cosic	Jan. 25, 1973	Arizona
35	Terrell Lyday	Jan. 8, 2000	at Utah State
35	Russell Larson	Jan. 27, 1994	Wyoming
35	Michael Smith	Jan. 12, 1989	San Diego State
35	Devin Durrant	Mar. 1, 1984	UTEP
35	Devin Durrant	Jan. 7, 1984	Weber State
35	Devin Durrant	Dec. 10, 1983	Saint Mary's
35	Devin Durrant	Nov. 30, 1983	Hofstra
35	Danny Ainge	Mar. 7, 1981	Utah
35	Kresimir Cosic	Dec. 22, 1971	at Utah State
35	Dick Nemeika	Dec. 3, 1965	Illinois
35	Bob Quinney	Dec. 23, 1963	Michigan State
35	Timo Saarelainen	Nov. 30, 1984	vs. La Salle
35	Craig Raymond	Jan. 6, 1967	Utah State
34	Keena Young	Mar. 10, 2007	at UNLV
34	Mekeli Wesley	Jan. 20, 2000	Wyoming
34	Kenneth Roberts	Mar. 4, 1995	at Utah
34	Russell Larson	Feb. 25, 1995	Air Force
34	Michael Smith	Feb. 7, 1987	UTEP
34	Michael Smith	Jan. 10, 1987	at New Mexico
34	Michael Smith	Dec. 23, 1986	Pittsburgh
34	Devin Durrant	Jan. 14, 1984	Utah
34	Devin Durrant	Mar. 3, 1984	New Mexico
34	Dick Nemeika	Feb. 5, 1966	Utah
34	John Nicoll	Feb. 7, 1958	New Mexico
34	Jay Cheesman	Feb. 25, 1977	at New Mexico
34	Kari Liimo	Feb. 1, 1969	St. Francis
34	John Fairchild	Feb. 28, 1964	Arizona State
34	John Fairchild	Jan. 11, 1964	Wyoming
34	Gary Dahlman	Jan. 11, 1963	at Arizona State
34	Bruce Burton	Dec. 26, 1962	at La Salle
34	Jimmer Fredette	Dec. 30, 2010	at Buffalo
34	Jimmer Fredette	Feb. 23, 2011	Colorado State
34	Jimmer Fredette	Mar. 19, 2011	vs. Gonzaga
33	Jimmer Fredette	Jan. 23, 2010	at San Diego State
33	Jimmer Fredette	Dec. 22, 2009	vs. Nevada
33	Jimmer Fredette	Dec. 11, 2010	vs. Arizona
33	Jimmer Fredette	Mar. 2, 2011	New Mexico
33	Michael Smith	Mar. 10, 1989	vs. Hawaii
33	Michael Smith	Jan. 19, 1989	at Air Force
33	Michael Smith	Dec. 3, 1988	UCLA
33	Devin Durrant	Feb. 14, 1984	Hawaii
33	Devin Durrant	Jan. 21, 1984	at San Diego State
33	Devin Durrant	Dec. 17, 1984	at Kentucky
33	Devin Durrant	Jan. 15, 1984	Hawaii
33	Paul Ruffner	Jan. 3, 1970	at Utah
33	Mark Bigelow	Dec. 8, 1998	at Washington State
33	Andy Toolson	Dec. 2, 1989	at Penn State
33	Timo Saarelainen	Jan. 31, 1985	San Diego State
33	Fred Roberts	Dec. 12, 1980	North Texas State
33	Danny Ainge	Jan. 21, 1978	Arizona State
33	Jay Cheesman	Feb. 13, 1976	at Arizona State

POINTS IN A SINGLE GAME CONTINUED

PTS.	PLAYER	DATE	OPPONENT
33	Kresimir Cosic	Dec. 9, 1971	New Mexico State
33	Jeff Congdon	Mar. 5, 1966	Utah
33	Dick Nemeika	Dec. 18, 1965	at Santa Clara
33	Steve Kramer	Dec. 17, 1965	at Santa Clara
33	John Fairchild	Jan. 31, 1964	Utah State

REBOUNDS IN A SINGLE GAME

RBD.	PLAYER	DATE	OPPONENT
27	Scott Warner	Dec. 18, 1969	at Texas Tech
26	John Benson	Dec. 1, 1956	Washington
25	John Fairchild	Dec. 23, 1963	Michigan State
25	Bruce Burton	Feb. 2, 1962	Denver
24	Mel Hutchins	Mar. 3, 1951	Utah
23	Alan Taylor	Mar. 1, 1980	San Diego State
23	Mark Handy	Mar. 7, 1975	at Wyoming
23	Kresimir Cosic	Mar. 18, 1971	vs. UCLA
23	Steve Trumbo	Jan. 21, 1982	Air Force
22	Brian Ambrozich	Dec. 9, 1972	Wisconsin-Mil.
22	Kresimir Cosic	Feb. 27, 1971	Arizona State
22	John Fairchild	Feb. 29, 1964	Arizona
22	Bob Skousen	Dec. 22, 1961	Pacific
21	Bill Blumenthal	Feb. 2, 1962	Denver
21	Mark Miller	Jan. 16, 1960	Wyoming
21	Craig Raymond	Feb. 5, 1966	at Utah
21	John Fairchild	Mar. 13, 1965	vs. Oklahoma City
20	Alan Taylor	Jan. 20, 1979	at Utah
20	Kresimir Cosic	Jan. 30, 1971	at Arizona
20	John Fairchild	Feb. 6, 1965	Utah State
20	John Fairchild	Dec. 7, 1963	at USC
20	John Nicoll	1959	
19	Kresimir Cosic	Jan. 17, 1973	Niagara
19	Nicholls State	Jan. 8, 1972	Arizona
19	Kresimir Cosic	Jan. 22, 1972	Utah State
19	Kresimir Cosic	Mar. 6, 1971	at Utah
19	Kari Liimo	Feb. 1, 1969	St. Francis
19	Jim Eakins	Feb. 26, 1966	Wyoming
19	Jim Eakins	Dec. 23, 1967	Santa Clara
19	John Fairchild	Feb. 20, 1965	at Utah
19	Bruce Burton	Dec. 26, 1962	at La Salle
18	Trent Plaisted	Dec. 15, 2007	Pepperdine
18	Trent Plaisted	Feb. 25, 2006	at TCU
18	Gary Trout	Dec. 19, 1991	McNeese State
18	Steve Schreiner	Jan. 12, 1991	New Mexico
18	Jeff Chatman	Mar. 5, 1988	UTEP
18	Michael Smith	Jan. 15, 1987	San Diego State
18	Tom Gneiting	Jan. 19, 1985	at Colorado State
18	Steve Trumbo	Dec. 26, 1981	Utah State
18	Alan Taylor	Dec. 8, 1978	St. Joseph's
18	Kresimir Cosic	Dec. 1, 1972	Santa Clara
18	Kresimir Cosic	Feb. 19, 1972	Utah
18	Brian Ambrozich	Dec. 4, 1971	St. Joseph's
18	Kresimir Cosic	Dec. 3, 1971	Kansas State
18	Paul Ruffner	Dec. 29, 1969	vs. Georgia
18	Bruce Burton	Feb. 16, 1963	Arizona State
18	Craig Raymond	Mar. 19, 1966	vs. NVU
18	Craig Raymond	Feb. 11, 1966	at Utah State
18	John Fairchild	Dec. 30, 1964	vs. Xavier
18	Bruce Burton	Feb. 16, 1963	Arizona State
18	Bruce Burton	Feb. 10, 1962	Utah State
18	Bob Skousen	Jan. 12, 1962	Wyoming
18	Bruce Burton	Feb. 17, 1961	Wyoming
18	Dave Eastis	Feb. 13, 1960	Utah State



Travis Hansen was a rebounding machine against Pepperdine in 2002 when he pulled down a career-high 17 rebounds – the most ever by a BYU guard.



INDIVIDUAL SINGLE-GAME BESTS

POINTS SCORED

52 Jimmer Fredette vs. New Mexico (2011)

FIELD GOALS ATTEMPTED

37 Jimmer Fredette vs. New Mexico (2011)

FIELD GOALS MADE

22 Jimmer Fredette vs. New Mexico (2011)

FIELD GOAL PERCENTAGE

1.000 12/12, Kresimir Cosic vs. Arizona (1971)

THREE-POINT FIELD GOALS ATTEMPTED

16 Jonathan Tavernari vs. No. 1 UNC (2008)

THREE-POINT FIELD GOALS MADE

9 Jimmer Fredette at Arizona (2009)
8 Mike Rose vs. Southern Utah (2003)
8 Mike Rose vs. UNLV (2007)

CONSECUTIVE THREE-POINT FG MADE

6 Nathan Call (6/6) vs. Utah (1991)
6 Jonathan Tavernari (6/7) vs. TCU (2007)

THREE-POINT PERCENTAGE (MIN 5 ATT)

1.000 6/6, Nathan Call vs. Utah (1991)
1.000 5/5, Jonathan Tavernari vs. CSU (2009)
1.000 5/5, Danny Bower vs. Wyoming (1998)

FREE THROWS ATTEMPTED

24 Jimmer Fredette vs. TCU (2010)
20 John Benson vs. Montana (1957)
20 John Nicoll vs. Utah (1958)
20 Jerry Dahlman at Arizona St. (1963)

FREE THROWS MADE

23 Jimmer Fredette vs. TCU (2010)
16 Kresimir Cosic vs. Cincinnati (1971)
16 Mekeli Wesley at UTEP (1998)
16 Jimmer Fredette at Colorado State (2011)
16 Jimmer Fredette vs. UNLV (2011)

FREE THROW PERCENTAGE (MIN 10 ATT)

1.000 16/16, Jimmer Fredette vs. UNLV (2011)
1.000 14/14, Andy Toolson vs. California (1989)
1.000 13/13, Doug Howard vs. Ariz. St. (1970)
1.000 13/13, Verne Thompson at Wyo. (1977)
1.000 13/13, Devin Durrant vs. St. Joe's (1983)
1.000 13/13, Marty Haws vs. Hawaii (1990)
1.000 13/13, Russell Larson vs. Fresno St. (1994)
1.000 13/13, Ken Roberts vs. S. Utah (1994)
1.000 12/12, Mekeli Wesley at USF (2001)
1.000 12/12, Travis Hansen at UNM (2003)
1.000 12/12, Jimmer Fredette at UNLV (2010)
1.000 12/12, Jimmer Fredette vs. UNM (2011)
1.000 12/12, Danny Ainge vs. SDSU (1980)
1.000 12/12, Devin Durrant vs. Wyoming (1984)
1.000 12/12, Michael Smith at Santa Clara (1986)
1.000 12/12, Fred Roberts vs. Washington (1982)

REBOUNDS

27 Scott Warner vs. Texas Tech (1970)

ASSISTS

16 Mike May vs. Niagara (1977)
15 Matt Montague vs. Idaho (2002)
15 Matt Montague vs. Wyoming (2002)

STEALS

9 Mark Bigelow vs. Arizona (1999)

BLOCKED SHOTS


14 Shawn Bradley vs. E. Kentucky (1991)



Mark Bigelow had nine steals and was 11-for-11 from the free-throw line against Arizona in 1998, setting two single-game bests.



In the 2003-04 season opener against Southern Utah, freshman Mike Rose connected on a team-record eight three-pointers in his collegiate debut. He equaled his record as a senior in 2006-07 by hitting eight triples against UNLV.



Devin Durrant earned several medals while playing for USA Basketball. Durrant is third on BYU's all-time scoring list.



Matt Montague had two 15-assist games in 2001-02 and went on to set BYU career and season assist records. Montague is BYU's all-time assist leader.

INDIV. SCORING BY SEASON

YEAR	PLAYER	PTS.	AVG.
2011	Jimmer Fredette	1068	28.9
2010	Jimmer Fredette	751	22.1
2009	Lee Cumnard	556	16.8
2008	Lee Cumnard	552	15.8
2007	Keena Young	590	17.4
2006	Trent Plaisted	394	13.6
2005	Mike Hall	416	13.9
2004	Rafael Araujo	552	18.4
2003	Travis Hansen	537	16.8
2002	Travis Hansen	469	15.6
2001	Mekeli Wesley	569	17.2
2000	Terrell Lyday	565	17.1
1999	Mark Bigelow	419	15.0
1998	Ron Selleaze	352	16.8
1997	Jeff Campbell	383	15.3
1996	Kenneth Roberts	539	19.3
1995	Russell Larson	573	17.9
1994	Russell Larson	637	19.9
1993	Gary Trost	516	15.2
1992	Gary Trost	441	14.2
1991	Shawn Bradley	503	14.8
1990	Marty Haws	556	18.5
1989	Michael Smith	765	26.4
1988	Michael Smith	679	21.2
1987	Michael Smith	643	20.1
1986	Jeff Chatman	559	17.5
1985	Timo Saarelainen	639	22.0
1984	Devin Durrant	866	27.9
1983	Devin Durrant	662	22.8
1982	Fred Roberts	466	15.5
1981	Danny Ainge	782	24.4
1980	Danny Ainge	555	19.1
1979	Danny Ainge	498	18.4
1978	Danny Ainge	632	21.1
1977	Jay Cheesman	429	15.9
1976	Jay Cheesman	441	17.6
1975	Brian Frishman	354	15.4
1974	Doug Richards	527	20.3
1973	Kresimir Cosic	524	20.2
1972	Kresimir Cosic	581	22.3
1971	Bernie Fryer	558	19.2
1970	Doug Howard	472	18.2
1969	Doug Howard	430	15.4
1968	Kari Liimo	410	17.0
1967	Craig Raymond	342	14.2
1966	Dick Nernelka	599	24.0
1965	John Fairchild	602	21.5
1964	John Fairchild	507	20.3
1963	Bruce Burton	445	17.1
1962	Bob Skousen	363	15.9
1961	Gary Earnest	429	16.5
1960	Dave Eastis	483	20.1
1959	Bob Skousen	462	17.7
1958	John Nicoll	463	17.8
1957	John Benson	516	18.4
1956	Terry Tebbs	506	19.5
1955	Herschel Pedersen	421	16.1
1954	Dean Larsen	426	15.2
1953	Joe Richey	525	17.5
1952	Joe Richey	352	14.6
1951	Roland Minson	619	16.7
1950	Joe Nelson	420	14.5

INDIV. REBOUNDS BY SEASON

YEAR	PLAYER	RBS.	AVG.
2011	Noah Hartssock	220	5.9
2010	Noah Hartssock	184	5.1
2009	Jonathan Tavemari	239	7.2
2008	Trent Plaisted	269	7.7
2007	Keena Young	223	6.6
2006	Trent Plaisted	199	6.9
2005	Keena Young	140	5.6
2004	Rafael Araujo	303	10.1
2003	Rafael Araujo	286	8.9
2002	Travis Hansen	187	6.2
2001	Mekeli Wesley	181	5.5
2000	Mekeli Wesley	192	5.8
1999	Mark Bigelow	175	6.3
1998	Ron Selleaze	146	7.0
1997	Justin Weidauer	158	8.3
1996	Justin Weidauer	204	7.3
1995	Russell Larson	222	6.9
1994	Russell Larson	292	9.1
1993	Gary Trost	236	6.9
1992	Gary Trost	203	6.3
1991	Shawn Bradley	262	7.7
1990	Andy Toolson	198	6.6
1989	Michael Smith	248	8.6
1988	Michael Smith	248	7.8
1987	Michael Smith	273	8.5
1986	Tom Gneiting	230	7.4
1985	Alan Pollard	189	6.5
1984	Brett Applegate	352	11.4
1983	Greg Kite	255	8.8
1982	Steve Trumbo	335	11.5
1981	Steve Trumbo	342	10.7
1980	Alan Taylor	317	10.9
1979	Alan Taylor	266	9.5
1978	Alan Taylor	246	8.5
1977	Jay Cheesman	225	8.3
1976	Jay Cheesman	233	9.3
1975	Mark Handy	236	9.1
1974	Mark Handy	227	8.7
1973	Kresimir Cosic	246	9.5
1972	Kresimir Cosic	332	12.8
1971	Kresimir Cosic	341	12.6
1970	Paul Ruffner	254	9.8
1969	Paul Ruffner	268	9.6
1968	Jim Eakins	252	10.1
1967	Craig Raymond	183	7.6
1966	Craig Raymond	247	9.9
1965	John Fairchild	348	12.4
1964	John Fairchild	330	13.2
1963	Bruce Burton	271	10.4
1962	Bruce Burton	271	10.4
1961	Dave Eastis	243	9.3
1960	Dave Eastis	245	10.2
1959	Bob Skousen	239	9.2
1958	John Nicoll	307	11.8
1957	John Bensen	317	11.3
1956	Herschel Pedersen	314	12.1
1955	Herschel Pedersen	293	11.3
1954	Nick Mateljan	276	10.6
1953	Nick Mateljan	292	9.7
1952	Joe Richey	167	7.0
1951	Mel Hutchins	471	12.7
1950	No Record Available		

INDIV. ASSISTS BY SEASON

YEAR	PLAYER	AST.	AVG.
2011	Jimmer Fredette	160	4.3
2010	Jimmer Fredette	159	4.7
2009	Jimmer Fredette	135	4.1
2008	Ben Murdock	125	3.6
2007	Austin Ainge	150	4.4
2006	Rashaun Broadus	104	3.6
2005	Austin Ainge	130	4.1
2004	Luiz Lemes	136	4.5
2003	Kevin Woodberry	80	2.5
2002	Matt Montague	217	7.2
2001	Matt Montague	97	2.9
2000	Matt Montague	125	3.8
1999	Michael Vranes	80	2.9
1998	Brian Dignan	109	4.0
1997	Matt Montague	131	5.0
1996	Randy Reid	142	5.1
1995	Robbie Reid	157	4.9
1994	Randy Reid	87	2.7
1993	Randy Reid	141	4.1
1992	Nathan Call	204	6.4
1991	Nathan Call	164	4.8
1990	Marty Haws	123	4.1
1989	Marty Haws	149	5.1
1988	Brian Taylor	151	4.7
1987	Brian Taylor	118	3.7
1986	Bob Capener	104	3.3
1985	Marty Perry	114	4.2
1984	Chris Nikchevich	117	3.9
1983	Marty Perry	91	3.4
1982	Scott Sinek	100	3.3
1981	Danny Ainge	127	4.0
1980	Danny Ainge	132	4.6
1979	Danny Ainge	122	4.5
1978	Danny Ainge	158	5.3
1977	Mike May	108	4.2
1976	Verne Thompson	78	3.0
1975-53	No Records Available		
1952	Jerry Romney	37	1.6
1951	Roland Minson	99	2.7
1950	No Record Available		



KEENA YOUNG LED BYU IN SCORING & REBOUNDING IN 2007

NOTE: Bolded items indicate all-time single-season leaders for cumulative totals and per-game averages.

INDIVIDUAL SEASON RECORDS



POINTS SCORED

1068	Jimmer Fredette (28.9 avg.)	2011
866	Devin Durrant (27.9)	1984
782	Danny Ainge (24.4)	1981
765	Michael Smith (26.4)	1989
751	Jimmer Fredette (22.1)	2010
679	Michael Smith (21.2)	1988
662	Devin Durrant (22.8)	1983
643	Michael Smith (20.1)	1987
639	Timo Saarelainen (22.0)	1985
637	Russell Larson (19.5)	1994
632	Danny Ainge (21.1)	1978
623	Jeff Chatman (19.5)	1988
619	Roland Minson (16.7)	1951
603	Fred Roberts (18.8)	1981
602	John Fairchild (21.5)	1965
599	Dick Nemelka (24.0)	1966
590	Keena Young (17.4)	2007
581	Kresimir Cosic (22.3)	1972
573	Russell Larson (17.9)	1995
571	Mel Hutchins (15.4)	1951
569	Mekeli Wesley (17.2)	2001
565	Terrell Lyday (17.1)	2000
559	Jeff Chatman (17.5)	1986
557	Bernie Fryer (19.2)	1971
556	Lee Cummmard (16.8)	2009
556	Marty Haws (18.5)	1990
556	Mekeli Wesley (16.8)	2000
555	Danny Ainge (19.1)	1980
552	Rafael Araujo (18.4)	2004
552	Lee Cummmard (15.8)	2008
550	Andy Toolson (18.3)	1990
545	Trent Plaisted (15.6)	2008
540	Jeff Chatman (16.9)	1987
540	Terrell Lyday (16.4)	2001
539	Kenneth Roberts (19.3)	1996
537	Travis Hansen (16.8)	2003
536	Jimmer Fredette (16.2)	2009
529	Joe Nelson (15.6)	1949
527	Doug Richards (20.3)	1974
527	Bryon Ruffner (18.8)	1996
525	Kresimir Cosic (20.2)	1973
517	Jonathan Tavernari (15.7)	2009
516	John Benson (18.4)	1957
516	Steve Kelly (17.8)	1971
516	Gary Trost (15.2)	1993
511	Tom Steinke (19.7)	1957
511	Joe Richey (17.6)	1953
507	John Fairchild (20.3)	1964
506	Terry Tebbs (19.5)	1956
503	Shawn Bradley (14.8)	1991

POINTS PER GAME

28.9	Jimmer Fredette	2011
27.9	Devin Durrant	1984
26.4	Michael Smith	1989
24.4	Danny Ainge	1981
24.0	Dick Nemelka	1966
22.8	Devin Durrant	1983
22.3	Kresimir Cosic	1972
22.1	Jimmer Fredette	2010
22.0	Timo Saarelainen	1985
21.5	John Fairchild	1965
21.2	Michael Smith	1988
21.1	Danny Ainge	1978
20.3	Doug Richards	1974
20.3	John Fairchild	1964
20.2	Kresimir Cosic	1973
20.1	Michael Smith	1987
20.1	Dave Eastis	1960

FIELD GOAL PERCENTAGE (MIN. 75 FGS)

.631	Russell Larson	1993
.620	Jim Usevitch	1984
.616	Tom Gneiting	1987
.606	Eric Nielsen	2001
.597	Alan Taylor	1980
.597	Gary Trost	1991
.595	Jeff Chatman	1988
.591	Jared Jensen	2002
.588	Fred Roberts	1980

FIELD GOALS ATTEMPTED

765	Jimmer Fredette	2011
-----	-----------------	------

FIELD GOALS MADE

346	Jimmer Fredette	2011
-----	-----------------	------

THREE-POINT PERCT. (30+ ATTS)

.532	Nathan Call	1988
------	-------------	------

THREE-POINT FIELD GOALS ATTEMPTED

313	Jimmer Fredette	2011
-----	-----------------	------

THREE-POINT FIELD GOALS MADE

124	Jimmer Fredette	2011
92	Jackson Emery	2011
88	Jonathan Tavernari	2008
85	Jonathan Tavernari	2009
85	Jackson Emery	2010
77	Jimmer Fredette	2010
74	Andy Toolson	1990
73	Nick Sanderson	1993
68	Danny Bower	1998
67	Terrell Lyday	2000

CONSECUTIVE GAMES WITH A THREE-POINT FIELD GOAL (SEASON)

29	Jimmer Fredette	2011
22	Jonathan Tavernari	2009
21	Terrell Lyday	2000
16	Andy Toolson	1990
16	Jonathan Tavernari	2008
15	Mark Bigelow	2002
15	Jackson Emery	2010
14	Jimmer Fredette	2010
14	Terrell Lyday	2001
13	Jimmy Balderson	2006
13	Lee Cummmard	2007
12	Mark Bigelow	2003
12	Jonathan Tavernari	2008

CONSECUTIVE THREE-POINTERS MADE

9	Jimmy Balderson	2006
---	-----------------	------

FREE THROW PERCENTAGE (MIN. 50 ATTS.)

.925	Michael Smith (160/173)	1989
.917	Tyler Haws (110/120)	2010
.904	Michael Smith (103/114)	1987
.902	Bob Quinney (55/61)	1966
.902	Chris Nikchevich (55/61)	1984
.894	Jimmer Fredette (252/282)	2011
.892	Jimmer Fredette (224/251)	2010
.877	Scott Runia (50/57)	1979
.875	Ricky Bower (49/56)	2003
.874	Gary Batchelor (104/119)	1963
.874	Brian Taylor (97/111)	1988
.871	Lee Cummmard (122/140)	2009
.864	Danny Ainge (146/169)	1978
.857	Lee Cummmard (96/112)	2008
.855	Randy Reid (71/83)	1993
.853	Doug Howard (122/143)	1969
.851	Randy Reid (86-101)	1995

FREE THROWS ATTEMPTED

307	Devin Durrant	1984
-----	---------------	------

FREE THROWS MADE


252	Jimmer Fredette	2011
-----	-----------------	------

CONSECUTIVE FREE THROWS

48	Tyler Haws	2010
----	------------	------

REBOUNDS

471	Mel Hutchins	1951
352	Brett Applegate	1984
348	John Fairchild	1965
342	Steve Trumbo	1981
341	Kresimir Cosic	1971
335	Steve Trumbo	1982
332	Kresimir Cosic	1972
330	John Fairchild	1964
317	Alan Taylor	1980



MICHAEL SMITH

317	John Bensen	1957
314	Herschel Pedersen	1956
307	John Nichol	1958

REBOUNDS PER GAME (MIN. 2/3 GP)

13.2	John Fairchild	1964
12.8	Kresimir Cosic	1972
12.7	Mel Hutchins	1951
12.6	Kresimir Cosic	1971
12.4	John Fairchild	1965
12.1	Herschel Pedersen	1956
11.8	John Nichol	1958
11.6	Steve Trumbo	1982
11.4	Brett Applegate	1984
11.3	John Bensen	1957
11.3	Herschel Pedersen	1955
11.0	Mark Miller	1960
10.9	Alan Taylor	1980
10.7	Steve Trumbo	1981
10.6	Nick Mateljan	1954
10.4	Bruce Burton	1963
10.4	Bruce Burton	1962
10.2	Dave Eastis	1960
10.1	Jim Eakins	1968
10.1	Rafael Araujo	2004

PERSONAL FOULS

124	Jared Miller	1993
-----	--------------	------

TIMES DISQUALIFIED

11	Jared Miller	1993
11	Glen Roberts	1978

BLOCKED SHOTS

177	Shawn Bradley	1991
-----	---------------	------

STEALS

101	Jackson Emery	2011
91	Jackson Emery	2010
66	Marty Haws	1990

ASSISTS - TOTAL

217	Matt Montague	2002
204	Nathan Call	1992
164	Nathan Call	1991
160	Jimmer Fredette	2011
159	Jimmer Fredette	2010
158	Danny Ainge	1978

ASSISTS - AVERAGE

7.2	Matt Montague	2002
6.4	Nathan Call	1992
5.3	Danny Ainge	1978
5.1	Marty Haws	1989
5.1	Randy Reid	1996
5.0	Matt Montague	1997

TRIPLE DOUBLES

1	Danny Ainge (vs. L. Beach St.)	1978
1	Fred Roberts (vs. Utah)	1981
1	Michael Smith (vs. Colo. St.)	1988

POINTS SCORED

2599	Jimmer Fredette	08-09-10-11
2467	Danny Ainge	78-79-80-81
2319	Michael Smith	84-87-88-89
2285	Devin Durrant	79-80-83-84
1885	Russell Larson	92-93-94-95
1841	Fred Roberts	79-80-81-82
1824	Jeff Chatman	85-86-87-88
1740	Mekeli Wesley	98-99-00-01
1715	Mark Bigelow	99, 02-03-04
1652	Kenneth Roberts	91-94-95-96
1569	Lee Cummond	06-07-08-09
1519	Jonathan Tavemari	07-08-09-10
1513	Kresimir Cosic	71-72-73
1408	Jay Cheesman	74-75-76-77
1407	Roland Minson	49-50-51

POINTS PER GAME (MIN. 50 GP)

20.92	John Fairchild	20.2, 21.5
20.91	Danny Ainge	21.1, 18.4, 19.1, 24.4
19.5	Devin Durrant	13.2, 13.3, 22.8, 27.9
19.2	Kresimir Cosic	15.0, 22.3, 20.2
19.0	Michael Smith	8.0, 20.1, 21.2, 26.4
18.7	Bernie Fryer	19.2, 18.2
18.7	Jimmer Fredette	7.0, 16.2, 22.1, 28.9
16.7	Terrell Lyday	17.1, 16.4
16.7	Dick Nemeika	10.8, 15.4, 24.0
16.3	Paul Ruffner	15.1, 17.7
16.2	Bob Skousen	17.7, 15.9, 13.0
15.6	Doug Richards	20.3, 15.9, 10.7
15.5	Fred Roberts	14.3, 12.9, 15.5, 18.8

FIELD GOALS ATTEMPTED

1875	Danny Ainge	78-79-80-81
1843	Jimmer Fredette	08-09-10-11
1749	Michael Smith	84-87-88-89
1527	Devin Durrant	79-80-83-84
1369	Jeff Chatman	85-86-87-88
1332	Joe Richey	51-52-53
1332	Jonathan Tavemari	07-08-09-10
1259	Fred Roberts	79-80-81-82
1250	Mark Bigelow	99-02-03-04
1227	Mekeli Wesley	98-99-00-01

FIELD GOALS MADE

987	Danny Ainge	78-79-80-81
886	Michael Smith	84-87-88-89
838	Jimmer Fredette	08-09-10-11
832	Devin Durrant	79-80-83-84
751	Jeff Chatman	85-86-87-88
687	Fred Roberts	79-80-81-82
660	Russell Larson	92-93-94-95
570	Mekeli Wesley	98-99-00-01
566	Kresimir Cosic	71-72-73
561	Lee Cummond	06-07-08-09
561	Kenneth Roberts	91-94-95-96
561	Jonathan Tavemari	07-08-09-10
561	Roland Minson	49-50-51

FIELD GOAL PERCENTAGE (MIN 400 ATT)

.577	Alan Taylor	77-78-79-80
.567	Jared Jensen	02-03-04-05
.567	Rafael Araujo	03-04
.566	Gary Trost	88-91-92-93
.556	Jared Miller	91-92-93
.556	Russell Larson	92-93-94-95
.550	Tom Gneiting	85-86-87
.549	Jeff Chatman	85-86-87-88
.546	Kenneth Roberts	91-94-95-96

THREE-POINT FIELD GOALS ATTEMPTED

752	Jimmer Fredette	08-09-10-11
698	Jonathan Tavemari	07-08-09-10
601	Jackson Emery	06-09-10-11
559	Mark Bigelow	99-02-03-04
381	Mike Rose	04-05-06-07
355	Randy Reid	92-96
355	Lee Cummond	06-07-08-09

THREE-POINT FIELD GOALS MADE

296	Jimmer Fredette	08-09-10-11
265	Jonathan Tavemari	07-08-09-10
230	Jackson Emery	06-09-10-11
213	Mark Bigelow	99-02-03-04
163	Mike Rose	04-05-06-07
153	Lee Cummond	06-07-08-09
141	Andy Toolson	85-88-89-90

THREE-POINT PERCENTAGE (MIN 100 ATT)

.484	Brock Reichner	05-06
.456	Nathan Call	86-87-90-91
.445	Mark Heslop	88-89-90-91
.437	Andy Toolson	85-88-89-90
.434	Brian Taylor	83-84, 87-88
.431	Lee Cummond	06-07-08-09

CONSECUTIVE GAMES WITH A THREE-POINT FIELD GOAL - CAREER

29	Jimmer Fredette	2011
24	Jackson Emery	2010, 2011
22	Jonathan Tav.	2009
22	Mark Bigelow	1999, 2002
21	Terrell Lyday	2000

FREE THROWS ATTEMPTED

820	Devin Durrant	79-80-83-84
711	Jimmer Fredette	08-09-10-11
673	Russell Larson	92-93-94-95
651	Mekeli Wesley	98-99-00-01
641	Kenneth Roberts	91-94-95-96
633	Trent Plaisted	05-06-07-08
604	Danny Ainge	78-79-80-81
602	Fred Roberts	79-80-81-82
513	Mark Bigelow	99, 02-03-04
506	Gary Trost	88-91-92-93
491	Michael Smith	84-87-88-89
484	Kresimir Cosic	71-72-73

FREE THROWS MADE

627	Jimmer Fredette	08-09-10-11
621	Devin Durrant	79-80-83-84
541	Russell Larson	92-93-94-95
511	Kenneth Roberts	91-94-95-96
509	Mekeli Wesley	98-99-00-01
493	Danny Ainge	78-79-80-81
467	Fred Roberts	79-80-81-82
431	Michael Smith	84-87-88-89
414	Mark Bigelow	99-02-03-04
381	Kresimir Cosic	71-72-73
359	Gary Trost	88-91-92-93
348	Joe Nelson	48-49-50
346	Trent Plaisted	05-06-07-08

FREE THROW PERCENTAGE (MIN 100 ATT)

.917	Tyler Haws	10
.882	Jimmer Fredette	08-09-10-11
.878	Michael Smith	84-87-88-89
.842	Lee Cummond	06-07-08-09
.830	Randy Reid	93-94-95-96

.828	Mark Heslop	88-89-90-91
.827	Brian Taylor	83-84-87-88
.826	Nick Sanderson	92-93
.826	Gary Bachelor	61-62-63
.826	Scott Runia	77-78-79-80
.818	Bob Quinney	63-64-65
.817	Tom Steinke	55-56-57
.816	Danny Ainge	78-79-80-81

REBOUNDS

922	Michael Smith	84-87-88-89
919	Kresimir Cosic	71-72-73
919	Alan Taylor	77-78-79-80
847	Greg Kite	80-81-82-83
838	Fred Roberts	79-80-81-82
835	Steve Trumbo	79-80-81-82
821	Russell Larson	92-93-94-95
803	John Benson	56-57-58
801	Mark Handy	74-75-76-77

REBOUNDS PER GAME (STARTERS ONLY)

12.8	John Fairchild	64-65
11.6	Kresimir Cosic	71-72-73
11.4	John Nicoll	58-59
10.3	John Benson	56-57-58

GAMES PLAYED

139	Jimmer Fredette	08-09-10-11
133	Jackson Emery	06-09-10-11
132	Jonathan Tavemari	07-08-09-10
131	Chris Miles	05-08-09-10
131	Lee Cummond	06-07-08-09
129	Russell Larson	92-93-94-95
129	Nathan Call	86-87-90-91

PERSONAL FOULS

408	Russell Larson	92-93-94-95
-----	----------------	-------------

ASSISTS - TOTAL

570	Matt Montague	97-00-01-02
539	Danny Ainge	78-79-80-81
528	Nathan Call	86-87-90-91
515	Jimmer Fredette	08-09-10-11
502	Marty Haws	87-88-89-90

ASSISTS - AVERAGE

4.7	Matt Montague	97-00-01-02
4.6	Danny Ainge	78-79-80-81
4.1	Nathan Call	86-87-90-91

STEALS - TOTAL

249	Jackson Emery	06-09-10-11
195	Danny Ainge	78-79-80-81
182	Marty Haws	87-88-89-90
167	Jimmer Fredette	08-09-10-11
165	Jonathan Tavemari	07-08-09-10
140	Scott Sinek	82-83-84-85
138	Nathan Call	86-87-90-91
131	Russell Larson	92-93-94-95
129	Lee Cummond	06-07-08-09

BLOCKED SHOTS

208	Greg Kite	80-81-82-83
177	Shawn Bradley	91

TRIPLE - DOUBLES

1	Danny Ainge	1978
1	Fred Roberts	1981
1	Michael Smith	1988



GAMES PLAYED/STARTED & DOUBLE-DOUBLE RECORDS

GAMES PLAYED

Jimmer Fredette – 139
 Jackson Emery – 133
 Jonathan Tavernari – 132
 Chris Miles – 131
 Lee Cumnard – 131
 Nathan Call – 129
 Russell Larson – 129
 Mark Durrant – 128
 Ken Roberts – 126
 Randy Reid – 125
 Shane Knight – 124
 Marty Haws – 123
 Nathan Cooper – 122
 Eric Nielsen – 122
 Jeff Chatman – 122
 Matt Montague – 122
 Michael Smith – 122
 Mark Bigelow – 120
 Fred Roberts – 119

GAMES STARTED

Jeff Chatman* – 122
 Randy Reid – 122
 Ken Roberts – 121
 Mark Bigelow – 119
 Fred Roberts* – 119
 Danny Ainge* – 118
 Devin Durrant* – 117
 Michael Smith – 117
 Lee Cumnard – 116
 Mekeli Wesley – 112

Jackson Emery – 105
 Marty Haws – 103
 Eric Nielsen – 102
 Jimmer Fredette – 102
 * indicates players who started every game they played in

CONSECUTIVE GAMES PLAYED

Lee Cumnard* – 131
 Mark Durrant* – 128
 Ken Roberts* – 126
 Jonathan Tavernari – 124
 Marty Haws* – 123
 Jeff Chatman – 122
 Nathan Cooper* – 122
 Matt Montague* – 122
 Eric Nielsen* – 122
 Mark Bigelow* – 120
 Fred Roberts* – 119
 Devin Durrant* – 117
 * indicates players who appeared in every game over the course of their four-year career

CONSECUTIVE GAMES STARTED

Jeff Chatman – 122 see note
 Fred Roberts – 119
 Mark Bigelow – 118
 Devin Durrant – 117
 Lee Cumnard – 102

Marty Haws – 91
 Michael Smith – 90
 Mekeli Wesley – 71
 Chris Miles – 66
 Danny Ainge – 63 see note
 Jeff Chatman – Chatman did not appear in the first three games of his freshman year. He started the fourth game, Dec. 8, 1984, and then played in and started every game until he graduated

Danny Ainge – Ainge did not play Feb. 24, 1979 (middle of sophomore year), but he started every game he appeared in, giving him 63 consecutive starts and 118 starts in every game he played in.

DOUBLE-DOUBLE LEADERS SEASON

DD NAME	SEASON
22 John Fairchild	64-65
21 Brett Applegate	83-84
20 Kresimir Cosic	71-72
18 Steve Trumbo	81-82
16 Rafael Araujo	03-04
16 John Fairchild	63-64
16 Russell Larson	93-94
15 Kresimir Cosic	70-71

12 Bruce Burton	62-63
12 Jay Cheesman	75-76
12 Kresimir Cosic	72-73
12 Alan Taylor	79-80
12 Alan Taylor	78-79
12 Steve Trumbo	80-81
11 Kari Liimo	67-68
11 Paul Ruffner	69-70

DOUBLE-DOUBLE LEADERS CAREER

DD NAME	YEARS
47 Kresimir Cosic	71-73
38 John Fairchild	64-65
34 Alan Taylor	77-80
30 Steve Trumbo	79-82
29 Michael Smith ⁸⁴	87-89
28 Brett Applegate	83-84
27 Russell Larson	92-95
26 Jay Cheesman	74-77
24 Rafael Araujo	03-04
24 Kari Liimo	67-69
22 Mark Handy	74-77
21 Bruce Burton	61-63
21 Paul Ruffner	69-70
20 Fred Roberts	79-82
18 Greg Kite	80-83
18 Steve Kramer	64-66
17 Trent Plaisted	05-08
17 Ken Roberts	91, 94-96
16 Jim Eakins	66-68
16 Tom Gneiting	85-87



Jeff Chatman (1985-88) is the all-time leader in consecutive games started and total games started with 122 consecutive games.



John Fairchild (1964-65) holds the BYU record for most double-doubles in a season with 22 during the 1964-65 season.



Lee Cumnard (2006-2009) holds the BYU record for consecutive games played and games played at 131.



Hall of Famer Kresimir Cosic holds the career record for double-doubles with 47 from 1971-1973.

1. JIMMER FREDETTE • 2007-2011, G, 6-2 • 2599 CAREER POINTS

YEAR	G	GS	MIN	AVG	FG	FGA	PCT	3FG	FGA	PCT	FT	FTA	PCT	REB	RPG	A	APG	TO	BLK	STL	PTS	PPG
2007-08	35	0	647	18.5	83	204	.407	43	128	.336	35	41	.854	37	1.1	61	1.7	41	3	27	244	7.0
2008-09	33	32	1090	33.0	184	383	.480	52	136	.382	116	137	.847	98	3.0	135	4.1	85	3	50	536	16.2
2009-10	34	33	1059	31.1	225	491	.458	77	175	.440	224	251	.892	105	3.1	159	4.7	93	5	41	751	22.1
2010-11	37	37	1323	35.8	346	765	.452	124	313	.396	252	282	.894	127	3.4	160	4.3	131	1	49	1068	28.9
Totals	139	102	4119	29.6	838	1843	.455	296	752	.394	627	711	.882	367	2.6	515	3.7	350	12	167	2599	18.7

- 2011 Consensus National Player of the Year (Wooden, Naismith, etc.)
- 2011 MWC Player of the Year, three-time first-team All-MWC
- A consensus All-American in 2011
- Led the nation in scoring in 2010-11

2. DANNY AINGE • 1977-81, G, 6-5, 2467 CAREER POINTS

YEAR	G	GS	MIN	AVG	FG	FGA	PCT	3FG	FGA	PCT	FT	FTA	PCT	REB	RPG	A	APG	TO	BLK	STL	PTS	PPG
1977-78	30	30	1140	38.0	243	473	.514	—	—	—	146	169	.864	173	5.8	158	5.3	104	6	60	632	21.1
1978-79	27	27	922	34.1	206	376	.548	—	—	—	86	112	.768	102	3.8	122	4.5	100	8	46	498	18.4
1979-80	29	29	984	33.9	229	430	.533	—	—	—	97	124	.782	114	3.9	132	4.6	72	3	43	555	19.1
1980-81	32	32	1213	37.9	309	596	.518	—	—	—	164	199	.824	152	4.8	127	4.0	103	4	46	782	24.4
Totals	118	118	4259	36.1	987	1875	.526	—	—	—	493	604	.816	541	4.6	539	4.6	379	21	195	2467	20.9

- Won Eastman and John Wooden Award in his senior season
- Drafted by both Toronto (MLB) and Boston (NBA)
- Scored game winning lay-up in Sweet Sixteen against Notre Dame
- NCAA record, scoring in double figures in 112 consecutive games

3. MICHAEL SMITH • 1983-84, 1986-89, F, 6-10 • 2319 CAREER POINTS

YEAR	G	GS	MIN	AVG	FG	FGA	PCT	3FG	FGA	PCT	FT	FTA	PCT	REB	RPG	A	APG	TO	BLK	STL	PTS	PPG
1983-84	29	—	734	25.3	99	218	.454	—	—	—	34	45	.756	153	5.3	77	2.7	63	9	12	232	8.0
1986-87	32	24	986	30.8	253	497	.509	34	70	.486	103	114	.904	273	8.5	55	1.7	65	6	13	643	20.1
1987-88	32	32	1078	33.7	248	489	.507	49	113	.434	134	159	.843	248	7.8	100	3.1	101	3	24	679	21.2
1988-89	29	29	1079	37.2	286	545	.525	33	87	.379	160	173	.925	248	8.6	85	2.9	130	4	21	765	26.4
Totals	122	85	3877	31.8	886	1749	.507	116	270	.430	431	491	.878	922	7.6	317	2.6	359	22	70	2319	19.0

- Second-team UPI and third-team AP All-America as a junior
- Grabbed 922 rebounds in his career, the most by any Cougar
- Third-team Basketball Weekly, Sporting News All-America HM as a senior
- Drafted in the first round by the Boston Celtics

4. DEVIN DURRANT • 1978-80, 1982-84, F, 6-7 • 2285 CAREER POINTS

YEAR	G	GS	MIN	AVG	FG	FGA	PCT	3FG	FGA	PCT	FT	FTA	PCT	REB	RPG	A	APG	TO	BLK	STL	PTS	PPG
1978-79	28	28	795	28.4	142	263	.540	—	—	—	86	122	.705	146	5.2	66	2.4	75	10	20	370	13.2
1979-80	29	29	836	28.8	147	265	.555	—	—	—	93	130	.715	170	5.9	89	3.1	75	5	17	387	13.3
1982-83	29	29	1093	37.7	231	456	.507	—	—	—	200	261	.766	167	5.8	69	2.4	99	18	17	662	22.8
1983-84	31	31	1225	39.5	312	543	.575	—	—	—	242	307	.788	160	5.2	44	1.4	90	17	23	866	27.9
Totals	117	117	3949	33.8	832	1527	.545	—	—	—	621	820	.757	643	5.5	268	2.3	339	50	77	2285	19.5

- AP All-America Second Team, UPI All-America Third Team
- WAC Player of the Year his junior year
- Holds the BYU record for scoring average of 27.9 in his senior season
- Drafted in the second round by the Indiana Pacers

5. RUSSELL LARSON • 1992-95, F/C, 6-11 • 1885 CAREER POINTS

YEAR	G	GS	MIN	AVG	FG	FGA	PCT	3FG	FGA	PCT	FT	FTA	PCT	REB	RPG	A	APG	TO	BLK	STL	PTS	PPG
1991-92	32	1	656	20.5	101	187	.540	0	0	.000	115	141	.816	162	5.1	16	0.5	36	41	25	317	9.9
1992-93	33	19	651	19.7	135	214	.631	0	2	.000	88	120	.733	145	4.4	34	1.0	47	41	26	358	10.8
1993-94	32	32	946	29.6	223	403	.553	10	35	.286	181	221	.819	292	9.1	44	1.4	75	40	46	637	19.9
1994-95	32	32	970	30.3	201	384	.523	14	28	.500	157	191	.822	222	6.9	40	1.3	73	44	34	573	17.9
Totals	129	84	3223	25.0	660	1188	.556	24	65	.369	541	673	.804	821	6.4	134	1.0	231	166	131	1885	14.6

- First-team All-WAC by Coaches and Writers
- GTE/CoSida Second Team Academic All-America

6. FRED ROBERTS • 1978-82, F, 6-10 • 1841 CAREER POINTS

YEAR	G	GS	MIN	AVG	FG	FGA	PCT	3FG	FGA	PCT	FT	FTA	PCT	REB	RPG	A	APG	TO	BLK	STL	PTS	PPG
1978-79	28	28	861	30.8	158	291	.543	—	—	—	83	106	.783	191	6.8	63	2.3	72	23	24	399	14.3
1979-80	29	29	891	30.7	151	257	.588	—	—	—	71	98	.724	177	6.1	72	2.5	75	19	10	373	12.9
1980-81	32	32	1187	37.1	216	373	.579	—	—	—	171	220	.777	255	8.0	110	3.4	104	14	26	603	18.8
1981-82	30	30	1119	37.3	162	338	.479	—	—	—	142	178	.798	215	7.2	96	3.2	109	19	21	466	15.5
Totals	119	119	4058	34.1	687	1259	.546	—	—	—	467	602	.776	838	7.0	341	2.9	360	75	81	1841	15.5

- First-team All-WAC
- Basketball Writers District VII Team

7. JEFF CHATMAN • 1984-88, F, 6-6 • 1824 CAREER POINTS

YEAR	G	GS	MIN	AVG	FG	FGA	PCT	3FG	FGA	PCT	FT	FTA	PCT	REB	RPG	A	APG	TO	BLK	STL	PTS	PPG
1984-85	26	26	390	15.0	45	85	.529	—	—	—	12	29	.414	106	4.1	7	0.3	21	12	12	102	3.9
1985-86	32	32	1037	32.4	230	422	.545	—	—	—	99	147	.673	165	5.2	26	0.8	41	27	22	559	17.5
1986-87	32	32	1034	32.3	223	437	.510	0	3	.000	94	131	.718	183	5.7	23	0.7	56	40	20	540	16.9
1987-88	32	32	1094	34.2	253	425	.595	0	0	.000	117	170	.688	242	7.6	36	1.1	51	28	28	623	19.5
Totals	122	122	3555	29.1	751	1369	.549	0	3	.000	322	477	.675	696	5.7	92	0.8	169	107	82	1824	15.0

- Honorable Mention All-America by Sporting News his senior season
- Twice selected to the USBWA All-District VII Team

8. MEKELI WESLEY • 1997-01, F, 6-9 • 1740 CAREER POINTS

YEAR	G	GS	MIN	AVG	FG	FGA	PCT	3FG	FGA	PCT	FT	FTA	PCT	REB	RPG	A	APG	TO	BLK	STL	PTS	PPG
1997-98	30	29	891	29.7	129	313	.412	18	61	.295	130	168	.774	151	5.0	33	1.3	63	21	23	406	13.5
1998-99	19	17	509	26.8	70	168	.417	12	42	.286	57	68	.838	93	4.9	24	1.3	44	9	21	209	11.0
1999-00	33	33	1004	30.4	192	397	.484	29	78	.372	143	193	.741	192	5.8	52	1.6	71	25	34	556	16.8
2000-01	33	33	987	29.9	179	349	.513	32	76	.421	179	222	.806	181	5.5	45	1.4	77	27	19	569	17.2
Totals	115	112	3391	29.5	570	1227	.465	91	257	.354	509	651	.782	617	5.4	154	1.3	255	82	97	1740	15.1



9. MARK BIGELOW • 1998-99, 2001-04, G/F, 6-7 • 1715 CAREER POINTS

YEAR	G	GS	MIN	AVG	FG	FGA	PCT	3FG	FGA	PCT	FT	FTA	PCT	REB	RPG	A	APG	TO	BLK	STL	PTS	PPG
1998-99	28	27	907	32.4	132	301	.439	44	113	.389	111	140	.793	175	6.3	57	2.0	76	13	38	419	15.0
2001-02	30	30	957	31.8	138	317	.435	65	154	.422	106	132	.803	82	2.7	44	1.5	62	11	21	447	14.9
2002-03	32	32	1025	32.0	145	332	.437	63	151	.417	93	112	.830	118	3.7	74	2.3	56	12	33	446	13.9
2003-04	30	30	956	31.9	129	300	.430	41	141	.291	104	129	.806	113	3.8	85	2.8	50	13	24	403	13.4
Totals	120	119	3842	32.0	544	1250	.435	213	559	.381	414	513	.807	488	4.1	260	2.2	244	49	116	1715	14.3

• Earned All-MWC Second Team honors in senior season

10. KENNETH ROBERTS • 1990-91, 1993-96, F, 6-8, 1652 CAREER POINTS

YEAR	G	GS	MIN	AVG	FG	FGA	PCT	3FG	FGA	PCT	FT	FTA	PCT	REB	RPG	A	APG	TO	BLK	STL	PTS	PPG
1990-91	34	34	897	26.4	78	158	.494	4	10	.400	50	76	.658	151	4.4	96	2.8	54	14	20	210	6.2
1993-94	32	28	993	31.0	142	246	.577	1	2	.500	124	156	.795	192	6.0	61	1.9	49	21	25	409	12.8
1994-95	32	31	1037	32.4	171	307	.557	2	3	.667	150	179	.838	212	6.6	47	1.5	60	12	30	494	15.4
1995-96	28	28	983	35.1	170	316	.538	12	27	.444	187	230	.813	198	7.1	68	2.4	63	26	29	539	19.3
Totals	126	121	3910	31.0	561	1027	.546	19	42	.452	511	641	.797	753	6.0	272	2.2	226	73	104	1652	13.1

• Twice named All-WAC First Team

• Voted top WAC rebounder

11. LEE CUMMARD • 2006-09, G, 6-7 • 1569 CAREER POINTS

YEAR	G	GS	MIN	AVG	FG	FGA	PCT	3FG	FGA	PCT	FT	FTA	PCT	REB	RPG	A	APG	TO	BLK	STL	PTS	PPG
2005-06	29	14	430	14.8	50	110	.455	17	43	.395	26	34	.765	68	2.3	45	1.6	31	12	16	143	4.9
2006-07	34	34	990	29.1	114	206	.553	40	92	.435	50	63	.794	191	5.6	93	2.7	49	29	50	318	9.4
2007-08	35	35	1101	31.5	198	348	.569	60	127	.472	96	112	.857	222	6.3	123	3.5	79	35	33	552	15.8
2008-09	33	33	1081	32.8	199	385	.517	36	93	.387	122	140	.871	205	6.2	111	3.4	54	30	30	556	16.8
Totals	131	116	3602	27.5	561	1049	.535	153	355	.431	294	349	.842	686	5.2	372	2.8	213	106	129	1569	12.0

• 2009 All-America Fourth Team by FOXSports.com
 • 2008 AP All-America Honorable Mention

• 2009 All-MWC First Team
 • 2008 MWC Co-Player of the Year

12. JONATHAN TAVERNARI • 2006-PRESENT, F, 6-6 • 1519 CAREER POINTS

YEAR	GP	GS	MIN	AVG	FG	FGA	PCT	3FG	FGA	PCT	FT	FTA	PCT	PF	FO	A	AVG	TO	BLK	STL	PTS	AVG	PPG
2006-07	28	0	343	12.3	68	143	.476	29	78	.372	16	23	.696	80	2.9	17	0.6	17	8	18	181	6.5	
2007-08	35	29	966	27.6	166	420	.395	88	234	.376	39	45	.867	184	5.3	53	1.5	59	16	48	459	13.1	
2008-09	33	33	1042	31.6	195	451	.432	85	223	.381	42	55	.764	239	7.2	58	1.8	44	11	49	517	15.7	
2009-10	36	7	849	23.6	132	318	.415	63	163	.387	35	43	.814	157	4.4	54	1.5	44	7	50	362	10.1	
Totals	132	69	3200	24.2	561	1332	.421	265	698	.380	132	166	.795	660	5.0	182	1.4	164	42	165	1519	11.5	

• 2007, 2008, 2009 All-MWC Third Team
 • First all-time at BYU in made three pointers

• 2007 MWC Freshman of the Year and 2010 MWC Sixth Man of the Year
 • Holds the BYU record for three-pointers made in a season with 88 in 2007-08

13. KRESIMIR COSIC • 1970-73, C, 6-11 • 1513 CAREER POINTS

YEAR	G	GS	MIN	AVG	FG	FGA	PCT	3FG	FGA	PCT	FT	FTA	PCT	REB	RPG	A	APG	TO	BLK	STL	PTS	PPG
1970-71	27	—	—	—	153	317	.483	—	—	—	101	137	.737	341	12.6	—	—	—	—	—	407	15.1
1971-72	26	—	—	—	207	415	.499	—	—	—	167	207	.807	332	12.8	—	—	—	—	—	581	22.3
1972-73	26	—	—	—	206	430	.479	—	—	—	113	140	.807	246	9.5	—	—	—	—	—	525	20.2
Totals	79	—	—	—	566	1162	.487	—	—	—	381	484	.787	919	11.6	—	—	—	—	—	1513	19.2

• Named first-team Converse, Helms and UPI All-America

• Named All-Conference during his sophomore, junior and senior seasons

14. JAY CHEESMAN • 1973-77, F/C, 6-9 • 1408 CAREER POINTS

YEAR	G	GS	MIN	AVG	FG	FGA	PCT	3FG	FGA	PCT	FT	FTA	PCT	REB	RPG	A	APG	TO	BLK	STL	PTS	PPG
1973-74	25	—	—	—	65	156	.417	—	—	—	29	41	.707	92	3.7	—	—	—	—	—	159	6.4
1974-75	26	—	—	—	151	290	.521	—	—	—	77	115	.670	172	6.6	—	—	—	—	—	379	14.6
1975-76	25	—	750	30.0	172	349	.493	—	—	—	97	129	.752	223	8.9	47	1.9	—	—	—	441	17.6
1976-77	27	—	837	31.0	170	357	.476	—	—	—	89	116	.767	225	8.3	31	1.1	—	—	—	429	15.9
Totals	103	—	1587	15.4	558	1152	.484	—	—	—	292	401	.728	712	6.9	78	0.8	—	—	—	1408	13.7

• First-team All-WAC as a junior, second team as a senior

15. ROLAND MINSON • 1948-51, F, 6-0 • 1407 CAREER POINTS

YEAR	G	GS	MIN	AVG	FG	FGA	PCT	3FG	FGA	PCT	FT	FTA	PCT	REB	RPG	A	APG	TO	BLK	STL	PTS	PPG
1948-49	35	—	—	—	149	—	—	—	—	—	73	110	.664	—	—	—	—	—	—	—	371	10.6
1949-50	34	—	—	—	173	452	.383	—	—	—	71	127	.559	—	—	—	—	—	—	—	417	12.3
1950-51	37	—	—	—	239	627	.381	—	—	—	141	203	.695	186	5.0	—	—	—	—	—	619	16.7
Totals	106	—	—	—	561	1079	.520	—	—	—	285	440	.648	186	1.8	—	—	—	—	—	1407	13.3

• MVP in the NIT tourney won by the Cougars in 1951

• Drafted in the first round by the New York Knicks

16. ANDY TOOLSON • 1984-85, 1987-90, F, 6-6 • 1388 CAREER POINTS

YEAR	G	GS	MIN	AVG	FG	FGA	PCT	3FG	FGA	PCT	FT	FTA	PCT	REB	RPG	A	APG	TO	BLK	STL	PTS	PPG
1984-85	29	—	548	18.9	97	193	.503	—	—	—	53	73	.726	77	2.7	32	1.1	22	3	12	247	8.5
1987-88	32	22	611	19.1	64	149	.430	25	63	.397	39	53	.736	88	2.8	41	1.3	23	3	15	192	6.0
1988-89	26	26	905	34.8	126	265	.475	42	109	.385	105	126	.833	171	6.6	45	1.7	37	8	27	399	15.3
1989-90	30	30	1095	36.5	184	351	.524	74	151	.490	108	141	.766	198	6.6	80	2.7	48	11	30	550	18.3
Totals	117	78	3159	27.0	471	958	.492	141	323	.437	305	393	.776	534	4.6	198	1.7	130	25	84	1388	11.9

• Named first-team Academic All-America during his senior year

17. TRENT PLAISTED • 2004-08, C, 6-11 • 1372 CAREER POINTS

YEAR	GP	GS	FG	FGA	PCT	FGA	PCT	FT	FTA	PCT	OFF	DEF	TOT	AVG	AVG	TO	BLK	STL	PTS	AVG		
*2004-05	5	0	44	8.8	0	3	.000	0	0	.000	3	6	.500	8	1.6	1	0.2	2	0	0	3	0.6
2005-06	29	29	819	28.2	144	276	.522	0	0	.000	106	172	.616	199	6.9	28	1.0	71	27	12	394	13.6
2006-07	34	33	977	28.7	167	306	.546	0	0	.000	96	195	.492	210	6.2	40	1.2	56	46	15	430	12.6
2007-08	35	35	958	27.4	202	373	.542	0	0	.000	141	260	.542	269	7.7	54	1.5	84	34	15	545	15.6
Totals	103	97	2798	27.2	513	958	.535	0	0	.000	346	633	.547	686	6.7	123	1.2	213	107	42	1372	13.3

*received medical redshirt

- 2008 NABC All-District 13 and USBWA All-District VIII
- 2006 Scout.com Freshman All-America Second Team
- 2008 MWC First Team and 2007 MWC Second Team

18. JOE NELSON • 1947-50, F, 6-3 • 1360 CAREER POINTS

YEAR	G	GS	MIN	AVG	FG	FGA	PCT	3FG	FGA	PCT	FT	FTA	PCT	REB	RPG	A	APG	TO	BLK	STL	PTS	PPG	
1947-48	24	—	—	—	131	—	—	—	—	—	—	106	—	—	—	—	—	—	—	—	—	368	15.3
1948-49	34	—	—	—	204	—	—	—	—	—	121	161	.752	—	—	—	—	—	—	—	—	529	15.6
1949-50	31	—	—	—	171	528	.324	—	—	—	121	154	.786	—	—	—	—	—	—	—	—	463	14.9
Totals	89	—	—	—	506	—	—	—	—	—	—	348	—	—	—	—	—	—	—	—	—	1360	15.3

- Named Helms All-America as a sophomore
- Named all-conference all three years at BYU
- Led BYU in scoring all three years

19. MARTY HAWS • 1986-90, G, 6-2 • 1337 CAREER POINTS

YEAR	G	GS	MIN	AVG	FG	FGA	PCT	3FG	FGA	PCT	FT	FTA	PCT	REB	RPG	A	APG	TO	BLK	STL	PTS	PPG
1986-87	32	12	490	15.3	39	90	.433	0	7	.000	30	52	.577	29	0.9	99	3.1	42	2	23	108	3.4
1987-88	32	32	883	27.6	98	181	.541	16	32	.500	56	74	.757	61	1.9	131	4.1	64	5	45	268	8.4
1988-89	29	29	1088	37.5	144	307	.469	18	52	.346	99	125	.792	77	2.7	149	5.1	79	2	48	405	14.0
1989-90	30	30	1101	36.7	198	398	.497	19	51	.373	141	179	.788	69	2.3	123	4.1	59	4	66	556	18.5
Totals	123	103	3561	29.0	479	976	.491	53	142	.373	326	430	.758	236	1.9	502	4.1	244	13	182	1337	10.9

- First-team All-WAC selection his senior year
- Led the Cougars in both points and assists his senior season

20. DICK NEMELKA • 1962-66, G, 6-2 • 1299 CAREER POINTS

YEAR	G	GS	MIN	AVG	FG	FGA	PCT	3FG	FGA	PCT	FT	FTA	PCT	REB	RPG	A	APG	TO	BLK	STL	PTS	PPG	
1963-64	25	—	—	—	109	242	.450	—	—	—	51	79	.646	71	2.8	—	—	—	—	—	—	269	10.8
1964-65	28	—	—	—	170	385	.442	—	—	—	91	127	.717	84	3.0	—	—	—	—	—	—	431	15.4
1965-66	25	—	—	—	242	463	.523	—	—	—	115	156	.737	119	4.8	—	—	—	—	—	—	599	24.0
Totals	78	—	—	—	521	1090	.478	—	—	—	257	362	.710	274	3.5	—	—	—	—	—	—	1299	16.7

- Named All-America by Look and Converse as a senior
- Named Scholastic All-American
- Led the Cougars to the 1966 NIT Championship
- Named first-team All-WAC in senior season

21. ALAN TAYLOR • 1976-80, C, 6-10 • 1284 CAREER POINTS

YEAR	G	GS	MIN	AVG	FG	FGA	PCT	3FG	FGA	PCT	FT	FTA	PCT	REB	RPG	A	APG	TO	BLK	STL	PTS	PPG
1976-77	24	—	336	14.0	48	90	.533	—	—	—	30	45	.667	90	3.8	4	0.2	—	—	—	126	5.3
1977-78	29	—	957	33.0	170	301	.565	—	—	—	76	127	.598	246	8.5	50	1.7	85	28	10	416	14.3
1978-79	28	—	868	31.0	148	252	.587	—	—	—	84	140	.600	266	9.5	30	1.1	59	39	12	380	13.6
1979-80	29	—	919	31.7	138	231	.597	—	—	—	86	142	.606	317	10.9	31	1.1	56	52	13	362	12.5
Totals	110	—	3080	28.0	504	874	.577	—	—	—	276	454	.608	919	8.4	115	1.0	200	119	35	1284	11.7

- Set a Marriott Center record in his season finale with 23 rebounds
- Named All-WAC First Team
- Second all-time in rebounds at BYU

22. JACKSON EMERY • 2005-06, 2008-11, G, 6-3 • 1235 CAREER POINTS

YEAR	G	GS	MIN	AVG	FG	FGA	PCT	3FG	FGA	PCT	FT	FTA	PCT	REB	RPG	A	APG	TO	BLK	STL	PTS	PPG
2005-06	28	6	279	10.0	28	70	.400	13	43	.302	10	13	.769	41	1.5	19	0.7	19	7	10	79	2.8
2008-09	33	32	942	28.5	85	177	.480	40	106	.377	48	65	.738	125	3.8	100	3.0	36	10	47	258	7.8
2009-10	35	35	1011	28.9	145	298	.487	85	197	.431	61	82	.744	156	4.5	96	2.7	42	11	91	436	12.5
2010-11	37	32	1202	32.5	151	354	.427	92	255	.361	68	82	.829	131	3.5	97	2.6	35	8	101	462	12.5
TOTAL	133	105	3434	25.8	409	899	.455	230	601	.383	187	242	.773	453	3.4	312	2.3	132	36	249	1235	9.3

- BYU's all-time steals leader (season and career)
- Three-time MWC All-Defensive Team and 2011 MWC Defensive Player of the Year
- Two-time second-team All-MWC

23. DOUG RICHARDS • 1971-74, G, 6-3 • 1218 CAREER POINTS

YEAR	G	GS	MIN	AVG	FG	FGA	PCT	3FG	FGA	PCT	FT	FTA	PCT	REB	RPG	A	APG	TO	BLK	STL	PTS	PPG	
1971-72	26	—	—	—	110	207	.531	—	—	—	58	77	.753	106	4.1	—	—	—	—	—	—	278	10.7
1972-73	26	—	—	—	165	327	.505	—	—	—	83	113	.735	119	4.6	—	—	—	—	—	—	413	15.9
1973-74	26	—	—	—	211	448	.471	—	—	—	105	133	.789	159	6.1	—	—	—	—	—	—	527	20.3
Totals	78	—	—	—	486	982	.495	—	—	—	246	323	.762	384	4.9	—	—	—	—	—	—	1218	15.6

- Leading scorer his senior season
- Two-time second-team all-conference

24. GARY TROST • 1987-88, 1990-93, C, 6-10 • 1205 CAREER POINTS

YEAR	G	GS	MIN	AVG	FG	FGA	PCT	3FG	FGA	PCT	FT	FTA	PCT	REB	RPG	A	APG	TO	BLK	STL	PTS	PPG
1987-88	16	0	70	4.4	6	14	.429	0	0	.000	8	12	.667	16	1.0	2	0.1	7	0	3	20	1.3
1990-91	33	0	544	16.5	80	134	.597	2	5	.400	66	91	.725	145	4.4	24	0.7	39	23	18	228	6.9
1991-92	31	31	919	29.6	160	284	.563	2	4	.500	119	185	.643	203	6.5	58	1.9	70	18	14	441	14.2
1992-93	34	34	1034	30.4	174	310	.561	2	7	.286	166	218	.761	236	6.9	102	3.0	67	13	19	516	15.2
Totals	114	65	2567	22.5	420	742	.566	6	16	.375	359	506	.709	600	5.3	186	1.6	183	54	54	1205	10.6

- All-WAC First Team as a junior and senior
- Honorable Mention All-America by the Associated Press his senior season



25. ELDON BRINLEY • 1927-31 • 1195 CAREER POINTS

26. JOE RICHEY • 1950-52, F, 6-1 • 1177 CAREER POINTS

YEAR	G	GS	MIN	AVG	FG	FGA	PCT	3FG	FGA	PCT	FT	FTA	PCT	REB	RPG	A	APG	TO	BLK	STL	PTS	PPG
1950-51	36	—	—	—	126	367	.343	—	—	—	62	109	.569	196	5.4	—	—	—	—	—	314	8.7
1951-52	24	—	—	—	145	411	.353	—	—	—	62	84	.738	167	7.0	—	—	—	—	—	352	14.7
1952-53	29	—	—	—	194	554	.350	—	—	—	123	156	.788	217	7.5	—	—	—	—	—	511	17.6
Totals	89	—	—	—	465	1332	.349	—	—	—	247	349	.708	580	6.5	—	—	—	—	—	1177	13.2

- Led BYU to the NIT Championship in his sophomore season
- First-team All-America by Look and second-team All-America by Colliers

27. RANDY REID • 1992-96, G, 6-2 • 1170 CAREER POINTS

YEAR	G	GS	MIN	AVG	FG	FGA	PCT	3FG	FGA	PCT	FT	FTA	PCT	REB	RPG	A	APG	TO	BLK	STL	PTS	PPG
1992-93	34	33	923	27.1	59	155	.381	23	65	.354	71	83	.855	76	2.2	141	4.1	89	2	30	212	6.2
1993-94	32	32	876	27.4	125	242	.517	34	100	.340	93	117	.795	68	2.1	87	2.7	52	2	21	377	11.8
1994-95	31	29	966	31.2	76	206	.369	30	91	.330	86	101	.851	82	2.6	88	2.8	41	4	26	268	8.6
1995-96	28	28	907	32.4	99	238	.416	27	99	.273	88	106	.830	61	2.2	142	5.1	50	0	41	313	11.2
Totals	125	122	3672	29.4	359	841	.427	114	355	.321	338	407	.830	287	2.3	458	3.7	232	8	118	1170	9.4

- Selected to be on the GTE/CoSida Academic All-District VIII Team
- Voted to the All-Defensive Team by the coaches

28. KARI LIIMO • 1966-69, F, 6-7 • 1156 CAREER POINTS

YEAR	G	GS	MIN	AVG	FG	FGA	PCT	3FG	FGA	PCT	FT	FTA	PCT	REB	RPG	A	APG	TO	BLK	STL	PTS	PPG
1966-67	24	—	—	—	117	226	.518	—	—	—	93	116	.802	176	7.3	—	—	—	—	—	327	13.6
1967-68	24	—	—	—	159	333	.477	—	—	—	92	129	.713	231	9.6	—	—	—	—	—	410	17.1
1968-69	28	—	—	—	164	349	.470	—	—	—	91	140	.650	248	8.9	—	—	—	—	—	419	15.0
Totals	76	—	—	—	440	908	.485	—	—	—	276	385	.717	655	8.6	—	—	—	—	—	1156	15.2

- Played on the Finnish Olympic team averaging 29 points per game

29. ELWOOD ROMNEY • 1929-33 • 1150 CAREER POINTS

- Named to the Helms All-America Team in 1932
- Named to the all-conference team for three years
- BYU's first basketball player to score over 1,100 points during his career
- Played semi-professional ball with the Denver Athletic Club for three years

30. DOUG HOWARD • 1967-70, G, 6-3 • 1143 CAREER POINTS

YEAR	G	GS	MIN	AVG	FG	FGA	PCT	3FG	FGA	PCT	FT	FTA	PCT	REB	RPG	A	APG	TO	BLK	STL	PTS	PPG
1967-68	25	—	—	—	95	242	.393	—	—	—	51	70	.729	114	4.6	—	—	—	—	—	241	9.6
1968-69	28	—	—	—	158	324	.488	—	—	—	114	140	.814	111	4.0	—	—	—	—	—	430	15.4
1969-70	26	—	—	—	175	399	.439	—	—	—	122	143	.853	136	5.2	—	—	—	—	—	472	18.2
Totals	79	—	—	—	428	965	.444	—	—	—	287	353	.813	361	4.6	—	—	—	—	—	1143	14.5

- Was a two-sport star at BYU (Basketball & Baseball)

31. TRAVIS HANSEN • 2000-03, G/F, 6-6 • 1137 CAREER POINTS

YEAR	G	GS	MIN	AVG	FG	FGA	PCT	3FG	FGA	PCT	FT	FTA	PCT	REB	RPG	A	APG	TO	BLK	STL	PTS	PPG
2000-01	24	9	398	16.6	49	120	.408	5	17	.294	28	39	.718	73	3.0	27	1.1	17	4	15	131	5.5
2001-02	30	30	933	31.3	148	340	.435	35	83	.422	138	182	.758	187	6.2	46	1.5	68	13	19	469	15.6
2002-03	32	32	1025	32.0	169	383	.441	36	106	.340	163	204	.799	152	4.8	77	2.4	84	20	29	537	16.8
Totals	86	71	2356	27.4	366	843	.434	76	206	.370	329	425	.774	412	4.8	150	1.7	169	37	63	1137	13.2

- 2003 Consensus first-team All-MWC
- 2003 USBWA District VIII First Team
- 2003 MWC Co-Defensive Player of the Year
- BYU earned a 44-1 home record in his three years

32. STEVE SCHREINER • 1988-91, F, 6-7 • 1128 CAREER POINTS

YEAR	G	GS	MIN	AVG	FG	FGA	PCT	3FG	FGA	PCT	FT	FTA	PCT	REB	RPG	A	APG	TO	BLK	STL	PTS	PPG
1988-89	29	25	719	24.8	131	258	.508	6	21	.286	58	82	.707	136	4.7	18	0.6	34	5	15	326	11.2
1989-90	30	30	867	28.9	135	238	.567	0	1	.000	48	68	.706	157	5.2	29	1.0	58	11	17	318	10.6
1990-91	34	32	1028	30.2	188	340	.553	0	0	.000	108	160	.675	227	6.7	38	1.1	67	8	15	484	14.2
Totals	93	87	2614	28.1	454	836	.543	6	22	.273	214	310	.690	520	5.6	85	0.9	159	24	47	1128	12.1

- First-team All-WAC as a senior
- Helped Cougars win WAC Tournament and advance to second round at NCAAs

33. MEL HUTCHINS • 1947-51, C, 6-5 • 1123 CAREER POINTS

YEAR	G	GS	MIN	AVG	FG	FGA	PCT	3FG	FGA	PCT	FT	FTA	PCT	REB	RPG	A	APG	TO	BLK	STL	PTS	PPG
1947-48	24	—	—	—	61	—	—	—	—	—	30	—	—	—	—	—	—	—	—	—	152	6.3
1949-50	34	—	—	—	153	374	.409	—	—	—	94	147	.639	—	—	—	—	—	—	—	400	11.8
1950-51	37	—	—	—	227	575	.395	—	—	—	117	180	.650	471	12.7	—	—	—	—	—	571	15.4
Totals	95	—	—	—	441	—	—	—	—	—	241	—	—	471	5.0	—	—	—	—	—	1123	11.8

- First-team All-American by Look, Converse, Helms, Sporting News
- Led BYU to 1951 NIT Championship

34. JOHN FAIRCHILD • 1963-65, C, 6-8 • 1109 CAREER POINTS

YEAR	G	GS	MIN	AVG	FG	FGA	PCT	3FG	FGA	PCT	FT	FTA	PCT	REB	RPG	A	APG	TO	BLK	STL	PTS	PPG
1963-64	25	—	—	—	192	425	.452	—	—	—	123	166	.741	330	13.2	—	—	—	—	—	507	20.3
1964-65	28	—	—	—	218	444	.491	—	—	—	166	206	.806	348	12.4	—	—	—	—	—	602	21.5
Totals	53	—	—	—	410	869	.472	—	—	—	289	372	.777	678	12.8	—	—	—	—	—	1109	20.9

- Helms and Look All-American
- Two-time All-WAC First Team honoree and WAC Player of the Year as a senior

35. GARY EARNEST • 1958-61, G, 6-0 • 1108 CAREER POINTS

YEAR	G	GS	MIN	AVG	FG	FGA	PCT	3FG	FGA	PCT	FT	FTA	PCT	REB	RPG	A	APG	TO	BLK	STL	PTS	PPG
1958-59	26	—	—	—	142	357	.398	—	—	—	76	113	.673	95	3.7	—	—	—	—	—	360	13.8
1959-60	25	—	—	—	119	380	.313	—	—	—	81	102	.794	80	3.2	—	—	—	—	—	319	12.8
1960-61	26	—	—	—	161	377	.427	—	—	—	107	137	.781	60	2.3	—	—	—	—	—	429	16.5
Totals	77	—	—	—	422	1114	.379	—	—	—	264	352	.750	235	3.1	—	—	—	—	—	1108	14.4

• First-team all-conference as a senior

• All-Skyline recognition as a sophomore

36. TERRELL LYDAY • 1999-01, G, 6-3 • 1105 CAREER POINTS

YEAR	G	GS	MIN	AVG	FG	FGA	PCT	3FG	FGA	PCT	FT	FTA	PCT	REB	RPG	A	APG	TO	BLK	STL	PTS	PPG
1999-00	33	33	1098	33.3	183	405	.452	67	170	.394	132	178	.742	133	4.0	61	1.8	78	12	62	565	17.1
2000-01	33	33	1082	32.8	159	395	.403	60	151	.397	162	197	.822	92	2.8	66	2.0	76	13	37	540	16.4
Totals	66	66	2180	33.0	342	800	.428	127	321	.396	294	375	.784	225	3.4	127	1.9	154	25	99	1105	16.7

• First-team All-MWC and all-tournament as a senior

• MWC Newcomer of the Year as a junior

37. MARK HANDY • 1973-77 • 1098 CAREER POINTS

YEAR	G	GS	MIN	AVG	FG	FGA	PCT	3FG	FGA	PCT	FT	FTA	PCT	REB	RPG	A	APG	TO	BLK	STL	PTS	PPG
1973-74	26	—	—	—	105	216	.486	—	—	—	45	65	.692	227	8.7	—	—	—	—	—	255	9.8
1974-75	26	—	—	—	119	222	.536	—	—	—	67	97	.691	236	9.1	—	—	—	—	—	305	11.7
1975-76	19	—	595	31.3	105	208	.505	—	—	—	40	56	.714	168	8.8	45	2.4	—	—	—	250	13.2
1976-77	25	—	750	30.0	113	207	.546	—	—	—	62	81	.765	170	6.8	26	1.0	—	—	—	288	11.5
Totals	96	—	1345	14.0	442	853	.518	—	—	—	214	299	.716	801	8.3	71	0.7	—	—	—	1098	11.4

• A four-year starter

38. BRUCE BURTON • 1960-63, F, 6-4 • 1089 CAREER POINTS

YEAR	G	GS	MIN	AVG	FG	FGA	PCT	3FG	FGA	PCT	FT	FTA	PCT	REB	RPG	A	APG	TO	BLK	STL	PTS	PPG
1960-61	26	—	—	—	122	302	.404	—	—	—	38	72	.528	234	9.0	—	—	—	—	—	282	10.8
1961-62	26	—	—	—	160	363	.441	—	—	—	42	74	.568	271	10.4	—	—	—	—	—	362	13.9
1962-63	26	—	—	—	192	408	.471	—	—	—	61	97	.629	271	10.4	—	—	—	—	—	445	17.1
Totals	78	—	—	—	474	1073	.442	—	—	—	141	243	.580	776	9.9	—	—	—	—	—	1089	14.0

• First-team All-WAC as a senior

39. KEENA YOUNG • 2005-07, F, 6-6 • 1068 CAREER POINTS

YEAR	G	GS	MIN	AVG	FG	FGA	PCT	3FG	FGA	PCT	FT	FTA	PCT	REB	RPG	A	APG	TO	BLK	STL	PTS	PPG
2004-05	25	15	555	22.2	74	149	.497	0	3	.000	31	51	.608	140	5.6	17	0.7	23	17	15	179	7.2
2005-06	29	14	679	23.4	113	216	.523	0	1	.000	73	94	.777	167	5.8	32	1.1	43	11	18	299	10.3
2006-07	34	34	984	28.9	236	435	.543	0	0	.000	118	147	.803	223	6.6	50	1.5	75	5	15	590	17.4
Totals	88	63	2218	25.2	423	800	.529	0	4	.000	222	292	.760	530	6.0	99	1.1	141	33	48	1068	12.1

• 2007 AP All-America Honorable Mention

• 2007 MWC Player of the Year

40. SCOTT RUNIA • 1976-80, G, 6-1 • 1051 CAREER POINTS

YEAR	G	GS	MIN	AVG	FG	FGA	PCT	3FG	FGA	PCT	FT	FTA	PCT	REB	RPG	A	APG	TO	BLK	STL	PTS	PPG
1976-77	26	—	572	22.0	61	153	.399	—	—	—	28	37	.757	48	1.8	65	2.5	—	—	—	150	5.8
1977-78	30	—	1080	36.0	150	280	.536	—	—	—	40	50	.800	63	2.1	145	4.8	67	2	35	340	11.3
1978-79	25	—	820	32.8	120	247	.486	—	—	—	50	57	.877	62	2.5	100	4.0	62	2	31	290	11.6
1979-80	29	—	788	27.2	114	248	.460	—	—	—	43	51	.843	38	1.3	95	3.3	56	4	26	271	9.3
Totals	110	—	3260	29.6	445	928	.480	—	—	—	161	195	.826	211	1.9	405	3.7	185	8	92	1051	9.6

• Second-team All-WAC as a junior

41. BERNIE FRYER • 1970-72, G, 6-3 • 1030 CAREER POINTS

YEAR	G	GS	MIN	AVG	FG	FGA	PCT	3FG	FGA	PCT	FT	FTA	PCT	REB	RPG	A	APG	TO	BLK	STL	PTS	PPG
1970-71	29	—	—	—	196	433	.453	—	—	—	165	222	.743	130	4.5	—	—	—	—	—	557	19.2
1971-72	26	—	—	—	168	353	.476	—	—	—	137	180	.761	82	3.2	—	—	—	—	—	473	18.2
Totals	55	—	—	—	364	786	.463	—	—	—	302	402	.751	212	3.9	—	—	—	—	—	1030	18.7

• First-team All-WAC as a senior

42. DAVE EASTIS • 1958-61, C, 6-5 • 1015 CAREER POINTS

YEAR	G	GS	MIN	AVG	FG	FGA	PCT	3FG	FGA	PCT	FT	FTA	PCT	REB	RPG	A	APG	TO	BLK	STL	PTS	PPG
1958-59	19	—	—	—	59	137	.431	—	—	—	28	53	.528	109	5.7	—	—	—	—	—	146	7.7
1959-60	24	—	—	—	181	397	.456	—	—	—	121	174	.695	245	10.2	—	—	—	—	—	483	20.1
1960-61	26	—	—	—	132	330	.400	—	—	—	122	158	.772	243	9.3	—	—	—	—	—	386	14.8
Totals	69	—	—	—	372	864	.431	—	—	—	271	385	.704	597	8.7	—	—	—	—	—	1015	14.7

• First-team all-conference as a senior



TEAM SINGLE SEASON

GAMES	37	1951, 2011
WINS	32	2011
FG MADE	1,025	2010
FG ATTEMPTS	2,611	1951
FG PERCENTAGE		
.531		1988
.529		1979
.522		1980
.509		1984
.500		1989
.499		1990
.498	1966, 1992, 1993	
.492	1967, 1994	
.491		2007
THREE-POINT SHOTS ATTEMPTED		
865		2011
THREE-POINT SHOTS MADE		
312		2011
THREE-POINT PERCENTAGE		
.452		1988
FREE THROWS MADE		
697		1993
CONSECUTIVE FREE THROWS MADE		
33		2005
FREE THROW ATTEMPTS		
909		1993
FREE THROW PERCENTAGE		
.815		1989
.790		2010
.780		2001
.773		1995
.767		1993
.765		2011
.765		1996
REBOUNDS		
1,457	1951, 1965	
TEAM REBOUNDING AVERAGE		
55.8		1956
ASSISTS		
613		1993
STEALS		
307		2010
BLOCKED SHOTS		
246		1991
MOST PERSONAL FOULS		
721		1993
MOST PERSONAL FOULS PER GAME		
23.1	1985 (671 in 29 games)	
FEWEST PERSONAL FOULS PER GAME		
13.9	1971 (403 in 29 games)	
MOST PLAYERS DISQUALIFIED		
39		1978
WINNING PERCENTAGE		
.865	32-5	2011
.850	2/19/00 - 1/16/03	1942
.833	30-6	2010
.828	24-5	1980
.813	26-6	1988
.812	26-6	1988
.807	21-5	1972
CONSECUTIVE VICTORIES		
17		1988
HOMECOURT WINNING STREAK		
53	11/26/05 - 12/13/08	
44	2/19/00 - 1/16/03	
24	3/17/94 - 1/18/96	
CONSECUTIVE DEFEATS		
21		1997
8		1927
LARGEST SCORING MARGIN		
16.7	2010 (83.1-66.4)	
13.5	2011 (81.4 - 67.9)	
MOST POINTS SCORED PER GAME		
95.5		1966
FEWEST POINTS SCORED PER GAME		
48.6		1946
FEWEST POINTS ALLOWED PER GAME		
46.4		1946

TEAM SINGLE GAME

FIELD GOALS ATTEMPTED		
108	vs. Montana	1953
FIELD GOALS MADE		
51	vs. Houston	1965
FIELD GOAL PERCENTAGE		
.736	vs. St. Mary's (39-53)	1983
.708	vs. Elon College (34-48)	2001
THREE-POINTS ATTEMPTED		
33	vs. Louisiana State	1992
33	vs. Loyola Marymount	2008
33	AT UNLV	1998
THREE-POINT FIELD GOALS MADE		
15	vs. UNLV	2007
14	vs. Southern Utah	2003
14	vs. TCU	2007
14	at Arizona	2009
THREE-POINT PERCENTAGE (MIN 10)		
.813	vs. New Mexico (13/16)	2008
FREE THROWS ATTEMPTED		
52	vs. Weber State	1997
49	vs. Santa Clara	1965
FREE THROWS MADE		
40	vs. Weber State	1997
39	vs. Utah State	1957
CONSECUTIVE FREE THROWS		
24	vs. Santa Clara	2005
BEST FREE THROW PERCENTAGE (MIN 10)		
1.000	at Denver (24/24)	1965
1.000	vs. San Francisco (12/12)	2009
1.000	at Wichita St. (12/12)	1964
1.000	at Utah (12/12)	1974
MOST REBOUNDS		
77	vs. St. Mary's	1966
77	vs. Utah State	1968
MOST STEALS		
17	vs. Southern	2009
17	at Colorado St.	2006
17	vs. James Madison	1990
MOST ASSISTS		
34	vs. Northeast Louisiana	1975
34	vs. San Diego State	1980
34	vs. Colorado State	1972
34	vs. Wyoming	1977
REBOUND MARGIN		
40	vs. St. Mary's	1967
FEWEST PERSONAL FOULS		
5	vs. Michigan State	1981
FEWEST TOTAL POINTS		
25	vs. Wyoming	1982
FEWEST POINTS IN A HALF		
12	vs. Wyoming @ 1980, vs.	1982
13	at Air Force	2005
FEWEST POINTS ALLOWED IN A HALF		
10	vs. Air Force	2003
10	vs. Mississippi Valley State	2010
MOST PERSONAL FOULS		
36	vs. Idaho State	1977
MOST TOTAL POINTS		
128	vs. Sacramento State	1993
MOST POINTS ONE HALF		
69	vs. North Texas	1981
LARGEST SCORING MARGIN		
62	vs. W. Oregon (102-40)	2007
FEWEST FIELD GOALS ATTEMPTED		
23	at Wyoming	1980
FEWEST FIELD GOALS MADE		
10	at Wyoming	1982
10	vs. Southern Utah	2001
FEWEST FREE THROWS ATTEMPTED		
3	vs. Niagara	1976
3	vs. St. Mary's (Calif.)	2005
FEWEST FREE THROWS MADE		
1	vs. Niagara	1976
2	vs. San Diego State	2001

TEAM SEASON SCORING

Year	Offense		Defense	
	Pts.	Avg.	Pts.	Avg.
2011	3012	81.4	2512	67.9
2010	2992	83.1	2392	66.4
2009	2544	77.1	2150	65.2
2008	2580	73.7	2213	63.2
2007	2654	78.1	2347	69.0
2006	2209	76.2	2078	71.7
2005	1972	65.7	2070	69.0
2004	2200	73.3	1966	65.5
2003	2299	71.8	2032	63.5
2002	2115	70.5	1951	65.0
2001	2324	70.4	2069	62.7
2000	2328	70.5	2107	63.8
1999	2009	71.8	2055	73.4
1998	1906	63.5	2093	69.8
1997	1547	59.5	2061	79.3
1996	2303	82.3	2194	78.4
1995	2405	75.2	2214	69.2
1994	2540	79.4	2382	74.4
1993	2754	81.0	2445	71.9
1992	2567	80.2	2227	69.6
1991	2454	72.2	2336	68.7
1990	2110	70.3	1971	65.7
1989	2338	80.6	2322	80.1
1988	2735	85.5	2437	76.2
1987	2634	82.3	2469	77.2
1986	2328	72.8	2159	74.4
1985	2175	75.0	2159	74.4
1984	2433	78.5	2325	75.0
1983	2014	69.5	1919	66.2
1982	1885	62.8	1752	58.4
1981	2525	78.8	2275	71.1
1980	2421	83.5	2103	72.5
1979	2381	85.0	2144	76.6
1978	2429	81.0	2495	83.2
1977	2013	74.6	2027	75.1
1976	2015	77.5	2183	83.9
1975	2062	79.3	2088	80.3
1974	2015	77.5	2183	83.9
1973	2068	79.5	1940	74.6
1972	2128	81.8	1927	74.1
1971	2401	82.8	2294	79.9
1970	2096	80.7	2188	84.1
1969	2325	83.0	2259	80.7
1968	2064	82.6	1956	78.2
1967	1960	81.7	1827	76.1
1966	2388	95.5	2073	82.9
1965	2639	94.3	2356	83.1
1964	1974	79.0	2004	80.2
1963	1985	77.1	2035	78.3
1962	1834	70.5	1947	74.9
1961	1923	73.9	1870	71.9
1960	1676	67.0	1877	75.1
1959	1965	75.5	1854	71.2
1958	1697	65.3	1735	66.7
1957	1985	77.1	1888	67.1
1956	2006	77.2	1743	67.0
1955	1892	72.7	1847	71.0
1954	1991	68.6	1897	64.8
1953	2052	68.4	1696	56.5
1952	1451	60.4	1412	58.8
1951	2355	65.3	2012	55.7
1950	1903	55.0	1696	49.9

MARRIOTT CENTER RECORDS

TEAM SINGLE GAME

MOST FIELD GOALS ATTEMPTED

102 North Texas vs. BYU, Dec. 12, 1980

MOST FIELD GOALS MADE

58 Southern Utah vs. South Alabama, Dec. 10, 1994

BEST FIELD GOAL PERCENTAGE

.744 Georgetown vs. Oregon State, Mar. 19, 1982

MOST THREE-POINT FIELD GOALS ATTEMPTED

51 Arizona State vs. BYU, Dec. 1, 1992

MOST THREE-POINT FIELD GOALS MADE

16 Arizona State vs. BYU, Dec. 1, 1992

BEST THREE-POINT FIELD GOAL PERCENTAGE

.813 BYU vs. New Mexico, 13/16, Jan. 26, 2008

MOST FREE THROWS ATTEMPTED

47 BYU vs. Tulsa, Dec. 22, 1990

47 BYU vs. Southern Utah, Nov. 24, 1999

MOST FREE THROWS MADE

37 BYU vs. Utah, Jan. 14, 1984

37 BYU vs. Utah State, Dec. 18, 1992

37 BYU vs. Southern Utah, Nov. 24, 1999

BEST FREE THROW PERCENTAGE

1.000 SW Mo. vs. Santa Clara, 15/15, Dec. 14, 1984

.960 UNLV, 24/25, Feb. 5, 2011

.955 BYU vs. New Mexico, 21/22, Feb. 18, 1989

MOST REBOUNDS

76 UCLA vs. Weber State, Mar. 16, 1972

BIGGEST REBOUND MARGIN OVER OPPONENT

38 BYU vs. Morgan State, 59-21, Dec. 28, 1995

MOST PERSONAL FOULS

34 North Texas vs. BYU, Dec. 12, 1980

34 Washington vs. BYU, Dec. 22, 1984

FEWEST PERSONAL FOULS

5 BYU vs. Michigan State, Dec. 16, 1980

ASSISTS

36 Southern Utah vs. South Alabama, Dec. 10, 1994

34 BYU vs. Northeast Louisiana, Jan. 4, 1975

34 BYU vs. Wyoming, Jan. 15, 1977

34 BYU vs. San Diego State, Mar. 1, 1980

POINTS

140 Southern Utah vs. South Alabama, Dec. 10, 1994

POINTS IN FIRST HALF

61 Southern Utah vs. South Alabama, Dec. 10, 1994

POINTS IN SECOND HALF

79 Southern Utah vs. South Alabama, Dec. 10, 1994

LARGEST SCORING MARGIN

68 So. Utah vs. So. Alabama, 140-72, Dec. 10, 1994

FEWEST POINTS IN A GAME

25 BYU vs. Wyoming, Jan. 23, 1982

FEWEST POINTS IN FIRST HALF

10 Air Force vs. BYU, Feb. 3, 2003

10 Mississippi Valley State, Nov. 23, 2010

FEWEST POINTS IN SECOND HALF

12 BYU vs. Wyoming, Jan 18, 1980

FEWEST FIELD GOALS ATTEMPTED

29 Wyoming vs. BYU, Jan. 23, 1982

FEWEST FIELD GOALS MADE

10 BYU vs. Wyoming, Jan. 23, 1982

10 BYU vs. Southern Utah, Dec. 14, 2000

FEWEST FREE THROWS ATTEMPTED

2 UTEP vs. BYU, Feb. 15, 1973

FEWEST FREE THROWS MADE

1 UTEP vs. BYU, Feb. 15, 1973

1 BYU vs. Niagara, Dec. 11, 1976

MOST TURNOVERS COMMITTED

32 New Mexico vs. BYU, Jan. 30, 1976

MOST BLOCKED SHOTS

17 BYU vs. E. Kentucky, Dec. 7, 1990

MOST STEALS

19 BYU vs. James Madison, Dec. 19, 1990

INDIVIDUAL SINGLE GAME

FIELD GOALS ATTEMPTED

36 Mich. Brooks, La Salle vs. BYU, Dec. 15, 1979

FIELD GOALS MADE

24 Michael Brooks, La Salle vs. BYU, Dec. 15, 1979

FIELD GOAL PERCENTAGE (12 ATT)

.917 Scott Runia, BYU vs. Wyo., 11/12, Feb. 11, 1978

.917 Devin Durrant, BYU vs. St. Mary's, 11/12, Dec. 10, '83

THREE-POINT FIELD GOALS ATTEMPTED

18 Jack Hurd, La Salle vs. BYU, Feb. 15, 1992

THREE-POINT FIELD GOALS MADE

9 Jay Goodman, Utah St. vs. BYU, Nov. 24, 1990

THREE-POINT FIELD GOAL PCT. (MIN. 5 ATT)

1.000 Nathan Call, BYU vs. Utah, 6/6, Mar. 3, 1991

1.000 D. Praylow, Wichita St. vs. BYU, 5/5, Jan. 28, 1989

1.000 Paris Bryant, Wyo. vs. BYU, 5/5, Jan. 26, 1991

1.000 Danny Bower, BYU vs. Wyoming, 5/5, Jan. 15, 1998

1.000 Jonathan Tavernari, BYU vs. CSU, 5/5, Feb. 11, 2009

FREE THROWS ATTEMPTED

19 Timo Saarelainen, BYU vs. Hawaii, Feb. 1, 1985

FREE THROWS MADE

16 K. Van Horn, Utah vs. BYU, 16/16, Mar. 2, 1996

16 David Rivers, Notre Dame vs. BYU, Jan. 13, 1986

16 Jimmer Fredette, BYU vs. UNLV, Feb. 5, 2011

FREE THROW PERCENTAGE (12 ATT)

1.000 Jimmer Fredette, BYU vs. UNLV, 16/16, Feb. 5, 2011

1.000 Keith Van Horn, Utah vs. BYU, 16/16, Mar. 2, 1996

1.000 Andy Toolson, BYU vs. Calif., 14/14, Feb. 14, 1989

1.000 Marty Haws, BYU vs. Hawaii, 13/13, Feb. 2, 1990

1.000 K. Youngblood, USU vs. BYU, 13/13, Dec. 13, 1991

1.000 K. Roberts, BYU vs. S. Utah, 13/13, Dec. 9, 1994

1.000 D. Ainge, BYU vs. SDSU, 12/12, Mar. 1, 1980

1.000 F. Roberts, BYU vs. Wash., 12/12, Mar. 10, 1982

1.000 D. Durrant, BYU vs. Wyo, 12/12, Jan. 26, 1984

1.000 Jimmer Fredette, BYU vs. New Mexico, Mar. 2, 2011

REBOUNDS

23 Alan Taylor, BYU vs. San Diego State, Mar. 1, 1980

23 Steve Trumbo, BYU vs. Air Force, Jan. 21, 1982

POINTS SCORED

51 Michael Brooks, La Salle vs. BYU, Dec. 15, 1979

ASSISTS

16 Mike May, BYU vs. Niagara, Dec. 11, 1976

15 Matt Montague, BYU vs. Idaho, Dec. 5, 2001

15 Matt Montague, BYU vs. Wyoming, Feb. 2, 2002

BLOCKED SHOTS

14 Shawn Bradley, BYU vs. East. Kentucky, Dec. 7, 1990

COMBINED TEAM SINGLE GAME

FIELD GOALS ATTEMPTED

175 Utah St. (97) vs. BYU (78), Jan. 22, 1972

175 N. Texas (102) vs. BYU (73), Dec. 12, 1980

FIELD GOALS MADE

91 La Salle (47) vs. BYU (44), Dec. 15, 1979

THREE-POINT FIELD GOALS ATTEMPTED

63 CS Northridge (38) vs. S. F. Austin (25), Dec. 9, 1995

THREE-POINT FIELD GOALS MADE

24 MSU-Billings (14) vs. BYU (10), Jan. 11, 2005

23 New Mexico (12) vs. BYU (11), Feb. 1, 2003

23 New Mexico (14) vs. BYU (9), Feb. 21, 2004

23 New Mexico (14) vs. BYU (9), Feb. 14, 2007

FREE THROWS ATTEMPTED

87 BYU (46) vs. Washington (41), Dec. 22, 1984

FREE THROWS MADE

60 BYU (31) vs. Utah State (29), Nov. 24, 1990

REBOUNDS

130 UCLA (76) vs. Weber State (54), Mar. 16, 1972

PERSONAL FOULS

63 Washington (34) vs. BYU (29), Dec. 22, 1984

63 Utah (32) vs. BYU (31), Mar. 2, 1985

PLAYERS DISQUALIFIED

67 BYU (3) vs. Colorado State (3), Mar. 5, 1976

6 BYU (4) vs. Utah State (2), Dec. 27, 1980

POINTS SCORED

233 BYU (121) vs. Utah St. (112), OT, Dec. 19, 1987

TURNOVERS

60 New Mexico (32) vs. BYU (28), Jan. 30, 1976



ALAN TAYLOR
23 REBOUNDS
3/1/80



POINTS

- 37, Jimmer Fredette vs Florida (3/18/10)-20T
- 37, Danny Ainge vs UCLA (3/14/81)
- 34, Jimmer Fredette vs. Gonzaga (3/19/11)
- 32, Jimmer Fredette vs. Florida (3/24/11)-OT
- 32, Jimmer Fredette vs Wofford (3/17/11)
- 30, Kresimir Cosic vs Utah State (3/13/71)
- 29, Michael Smith vs NC Charlotte (3/17/88)
- 27, Kresimir Cosic vs Long Beach (3/11/72)
- 27, Alan Taylor vs Clemson (3/8/80)
- 26, Michael Loyd, Jr. (3/18/10)-20T
- 26, Gary Trost vs SMU (3/18/93)
- 25, Jeff Chatman vs New Orleans (3/12/87)
- 25, Mekeli Wesley vs Cincinnati (3/15/01)
- 24, Bob Quinney vs OCU (3/13/65)
- 24, Steve Kelly vs UCLA (3/18/71)
- 24, Nick Sanderson vs Kansas (3/20/93)
- 24, Rafael Araujo vs. Syracuse (3/18/04)
- 24, Keena Young vs Xavier (3/15/07)
- 23, John Fairchild vs UCLA (3/12/65)
- 21, Jimmer Fredette vs. Kansas State (3/20/10)
- 21, Danny Ainge vs Princeton (3/12/81)
- 21, Michael Smith vs Louisville (3/19/88)
- 21, Travis Hansen vs. UConn (3/20/03)
- 20, Russell Larson vs Tulane (3/16/95)
- 20, Kenneth Roberts vs Tulane (3/16/95)

FIELD GOALS

- 14, Danny Ainge vs UCLA (3/14/81)
- 13, Jimmer Fredette vs. Florida (3/18/10)-20T
- 11, Jimmer Fredette vs. Florida (3/24/11)-OT
- 11, Jeff Chatman vs New Orleans (3/12/87)
- 11, Michael Smith vs NC Charlotte (3/17/88)
- 11, Jimmer Fredette vs. Gonzaga (3/19/11)
- 10, Bob Quinney vs OCU (3/13/65)
- 10, Kresimir Cosic vs Utah State (3/13/71)
- 10, Kenneth Roberts vs Tulane (3/16/95)
- 10, Keena Young vs Xavier (3/15/07)
- 10, Jimmer Fredette vs Wofford (3/17/11)
- 9, Steve Kelly vs UCLA (3/18/71)
- 9, Kresimir Cosic vs Long Beach (3/11/72)
- 9, Doug Richards vs Long Beach (3/11/72)
- 9, Russell Larson vs SMU (3/18/93)
- 9, Rafael Araujo vs. Syracuse (3/18/04)
- 8, John Fairchild vs UCLA (3/12/65)
- 8, Michael Smith vs Louisville (3/19/88)
- 8, Mekeli Wesley vs Cincinnati (3/15/01)
- 8, Travis Hansen vs. UConn (3/20/03)

FIELD GOALS ATTEMPTED

- 29, Jimmer Fredette vs. Florida (3/24/11)-OT
- 26, Jimmer Fredette vs. Florida (3/18/10)-20T
- 25, Michael Smith vs New Orleans (3/12/87)
- 25, Jimmer Fredette vs. Wofford (3/17/11)
- 23, Dick Nemelka vs OCU (3/13/65)
- 23, Keena Young vs Xavier (3/15/07)
- 23, Jimmer Fredette vs. Gonzaga (3/19/11)
- 22, Danny Ainge vs UCLA (3/14/81)
- 21, Steve Kelly vs Pacific (3/20/71)
- 21, Travis Hansen vs. UConn (3/20/03)
- 20, Kresimir Cosic vs Long Beach (3/11/72)
- 20, Michael Smith vs Louisville (3/19/88)
- 19, Kresimir Cosic vs Utah State (3/13/71)
- 19, Bernie Fryer vs UCLA (3/18/71)
- 18, Kevin Nixon vs Louisiana State (3/19/92)
- 18, Nick Sanderson vs Kansas (3/20/93)

THREE-POINT FIELD GOALS

- 7, Jimmer Fredette vs. Gonzaga (3/19/11)
- 6, Nick Sanderson vs Kansas (3/20/93)
- 5, Nick Sanderson vs Louisiana State (3/19/92)
- 5, Mike Rose vs Xavier (3/15/07)
- 4, Michael Smith vs Louisville (3/19/88)
- 4, Luiz Lemes vs. Syracuse (3/18/04)
- 3, Jimmer Fredette vs. Florida (3/24/11)-OT
- 3, Jackson Emery vs. Florida (3/24/11)-OT
- 3, Jackson Emery vs. Kansas State (3/20/10)
- 3, Jimmer Fredette vs. Florida (3/18/10)-20T
- 3, Michael Loyd, Jr. vs. Florida (3/18/10)-20T
- 3, Mike Hall vs. Syracuse (3/18/04)
- 3, Mark Bigelow vs. Syracuse (3/18/04)
- 3, Robbie Reid vs Tulane (3/16/95)
- 3, Trent Whiting vs Cincinnati (3/15/01)
- 3, Jonathan Tavernari vs. Texas A&M (3/20/08)
- 3, Jonathan Tavernari vs. Texas A&M (3/19/09)
- 3, Jackson Emery vs. Gonzaga (3/19/11)
- 3, Noah Hartock vs. Gonzaga (3/19/11)

THREE-POINT FIELD GOALS ATTEMPTED

- 15, Nick Sanderson vs Kansas (3/20/93)
- 15, Jimmer Fredette vs. Florida (3/24/11)-OT
- 13, Nick Sanderson vs Louisiana State (3/19/92)
- 12, Jimmer Fredette vs. Gonzaga (3/19/11)
- 10, Mark Bigelow vs. Syracuse (3/18/04)
- 9, Michael Smith vs Louisville (3/19/88)
- 9, Jonathan Tavernari vs. Texas A&M (3/20/08)
- 9, Jimmer Fredette vs. Wofford (3/17/11)
- 8, Jimmer Fredette vs. Florida (3/18/10)-20T
- 8, Trent Whiting vs Cincinnati (3/15/01)
- 8, Jimmer Fredette vs. Texas A&M (3/20/08)
- 8, Jackson Emery vs. Gonzaga (3/19/11)

FREE THROWS

- 13, Bernie Fryer vs Utah State (3/13/71)
- 10, Jimmer Fredette vs. Kansas State (3/20/10)
- 10, Jimmer Fredette vs. Wofford (3/17/11)
- 9, Michael Loyd, Jr. vs. Florida (3/18/10)-20T
- 9, Kresimir Cosic vs Long Beach (3/11/72)
- 9, Danny Ainge vs UCLA (3/14/81)
- 9, Jim Usevitch vs Louisville (3/19/88)
- 8, Jimmer Fredette vs. Florida (3/18/10)-20T
- 8, John Fairchild vs OCU (3/13/65)
- 8, Marty Haws vs NC Charlotte (3/17/88)
- 8, Mekeli Wesley vs Cincinnati (3/15/01)
- 7, Jimmer Fredette vs. Florida (3/24/11)-OT
- 7, John Fairchild vs UCLA (3/12/65)
- 7, Fred Roberts vs Princeton (3/12/81)
- 7, Danny Ainge vs Princeton (3/12/81)
- 7, Gary Trost vs SMU (3/18/93)

FREE THROWS ATTEMPTED

- 15, Bernie Fryer vs Utah State (3/13/71)
- 12, John Fairchild vs OCU (3/13/65)
- 12, Jimmer Fredette vs. Wofford (3/17/11)
- 11, Jimmer Fredette vs. Kansas State (3/20/10)
- 10, Michael Loyd, Jr. vs. Florida (3/18/10)-20T
- 10, Jimmer Fredette vs. Florida (3/18/10)-20T
- 10, Fred Roberts vs Princeton (3/12/81)
- 10, Danny Ainge vs UCLA (3/14/81)
- 10, Jim Usevitch vs Louisville (3/19/88)
- 10, Gary Trost vs SMU (3/18/93)
- 10, Jimmer Fredette vs. Texas A&M (3/19/09)

REBOUNDS

- 23, Kresimir Cosic vs UCLA (3/18/71)
- 21, John Fairchild vs OCU (3/13/65)
- 15, Kyle Collinsworth vs. Florida (3/24/11)-OT
- 15, Michael Smith vs New Orleans (3/12/87)
- 13, John Fairchild vs UCLA (3/12/65)
- 13, Paul Ruffner vs NMSU (3/8/69)
- 13, Kresimir Cosic vs Pacific (3/20/71)
- 13, Kresimir Cosic vs Long Beach (3/11/72)
- 13, Brian Ambrozich vs Long Beach (3/11/72)
- 12, Steve Trumbo vs UCLA (3/14/81)
- 12, Michael Smith vs NC Charlotte (3/17/88)
- 12, Steve Kramer vs Temple (3/14/66)
- 12, Rafael Araujo vs. Syracuse (3/18/04)
- 11, Kresimir Cosic vs Utah State (3/13/71)
- 11, Michael Smith vs Louisville (3/19/88)
- 11, Gary Trost vs Virginia (3/14/91)
- 11, Gary Trost vs Virginia (3/16/91)
- 11, Kyle Collinsworth vs Wofford (3/17/11)
- 10, Steve Trumbo vs Washington (3/10/82)
- 10, Greg Kite vs Washington (3/10/82)
- 10, Jared Miller vs SMU (3/18/93)
- 10, Jared Miller vs Kansas (3/20/93)
- 10, Keena Young vs Xavier (3/15/07)

ASSISTS

- 9, Luiz Lemes vs. Syracuse (3/18/04)
- 8, Randy Reid vs SMU (3/18/93)
- 8, Gary Trost vs Kansas (3/20/93)
- 7, Steve Craig vs UCLA (3/14/81)
- 7, Nathan Call vs Arizona (3/16/91)
- 7, Nathan Call vs Louisiana State (3/19/92)
- 7, Jimmer Fredette vs. Wofford (3/17/11)
- 6, Bernie Fryer vs UCLA (3/18/71)
- 6, Steve Kelly vs Pacific (3/20/71)
- 6, Brian Taylor vs NC Charlotte (3/17/88)
- 6, Robbie Reid vs Tulane (3/16/95)
- 6, Lee Cummmard vs. Texas A&M (3/19/09)
- 6, Jimmer Fredette vs. Gonzaga (3/19/11)

BLOCKED SHOTS

- 10, Shawn Bradley vs Virginia (3/14/91)

- 4, Greg Kite vs UCLA (3/14/81)
- 2, Jeff Chatman vs Louisville (3/19/88)
- 2, Kenneth Roberts vs Arizona (3/16/91)
- 2, Steve Schreiner vs Arizona (3/16/91)
- 2, Shawn Bradley vs Arizona (3/16/91)
- 2, Jared Miller vs Arizona (3/16/91)
- 2, Travis Hansen vs. UConn (3/20/03)
- 2, James Anderson vs. Gonzaga (3/19/11)

STEALS

- 5, Robbie Reid vs Tulane (3/16/95)
- 4, Michael Loyd, Jr. vs. Florida (3/18/10)-20T
- 4, Nathan Call vs Louisiana State (3/19/92)
- 4, Jimmer Fredette vs. Texas A&M (3/19/09)
- 4, Kyle Collinsworth vs. Wofford (3/17/11)
- 3, Noah Hartsock vs. Florida (3/24/11)-OT
- 3, Jonathan Tavernari vs. Florida (3/18/10)-20T
- 3, Alan Taylor vs San Francisco (3/10/79)
- 3, Danny Ainge vs UCLA (3/14/81)
- 3, Danny Ainge vs Notre Dame (3/19/81)
- 3, Andy Toolson vs Clemson (3/15/90)
- 3, Travis Hansen vs. UConn (3/20/03)
- 3, Jackson Emery vs. Gonzaga (3/19/11)
- 3, Kyle Collinsworth vs. Gonzaga (3/19/11)

MINUTES

- 46, Jimmer Fredette vs. Florida (3/18/10)-20T
- 44, Jimmer Fredette vs. Florida (3/24/11)-OT
- 42, Noah Hartsock vs. Florida (3/24/11)-OT
- 42, Michael Smith vs NC Charlotte (3/17/88)-OT
- 40, Jackson Emery vs. Florida (3/18/10)-20T
- 40, Fred Roberts vs Princeton (3/12/81)
- 40, Danny Ainge vs Princeton (3/12/81)
- 40, Steve Trumbo vs Notre Dame (3/18/81)
- 40, Danny Ainge vs Notre Dame (3/19/81)
- 40, Andy Toolson vs Clemson (3/15/90)
- 40, Gary Trost vs SMU (3/18/93)
- 40, Luiz Lemes vs. Syracuse (3/18/04)
- 40, Jimmer Fredette vs. Wofford (3/17/11)
- 40, Jackson Emery vs. Wofford (3/17/11)

CAREER NCAA POINTS

- Jimmer Fredette - 184
- Danny Ainge - 107
- Kresimir Cosic - 89
- Michael Smith - 80
- Bernie Fryer - 75
- Fred Roberts - 75
- Devin Durant - 67
- Jim Usevitch - 63
- Jackson Emery - 62
- Jeff Chatman - 61
- Steve Kelly - 58
- Noah Hartsock - 58
- Russell Larson - 57
- Nick Sanderson - 52
- Gary Trost - 46
- Alan Taylor - 43
- Nate Call - 40
- Mark Bigelow - 39
- John Fairchild - 39
- Steve Craig - 38
- Marty Haws - 37
- Jonathan Tavernari - 37
- Lee Cummmard - 36
- Phil Tollestrup - 32
- Rafael Araujo - 30
- Mike Gardner - 30
- Jared Miller - 30
- Jim Miller - 30
- Steve Kramer - 28
- Bob Quinney - 28
- Michael Loyd, Jr. - 28
- Charles Abouo - 28
- Andy Toolson - 27
- Mark Heslop - 26
- Steve Schreiner - 26
- Steve Trumbo - 26
- Kevin Nixon - 24
- Doug Richards - 24
- Kenneth Roberts - 24
- Scott Runia - 24
- Brian Taylor - 24
- Keena Young - 24
- Tyler Haws - 24
- Trent Plaisted - 22
- Greg Kite - 20
- Stephen Rogers - 17

NIT INDIVIDUAL GAME HIGHS

POINTS

- 27, Dick Nemelka vs Temple (3/14/66)
- 23, Travis Hansen vs UC Irvine (3/14/02)
- 22, Fred Roberts vs Washington (3/10/82)
- 22, Russell Larson vs ASU (3/17/94)
- 21, Gary Hill vs NYU (3/19/66)
- 21, Craig Raymond vs NYU (3/19/66)
- 20, Tom Gneiting vs SMU (3/13/86)
- 20, Jeff Chatman vs Calif. Irvine (3/18/86)
- 19, Terrell Lyday vs Southern Illinois (3/20/00)
- 19, Tom Gneiting vs Calif. Irvine (3/18/86)
- 18, Trent Plaisted at Houston (3/15/06)
- 17, Richie Webb vs Ohio State (3/21/86)
- 17, Travis Hansen at Memphis (3/20/02)
- 17, Mark Bigelow at Memphis (3/20/02)

FIELD GOALS

- 10, Dick Nemelka vs Temple (3/14/66)
- 10, Craig Raymond vs NYU (3/19/66)
- 9, Jeff Chatman vs Calif. Irvine (3/18/86)
- 9, Russell Larson vs ASU (3/17/94)
- 8, Travis Hansen vs UC Irvine (3/14/02)
- 8, Terrell Lyday vs Southern Illinois (3/20/00)
- 7, Travis Hansen at Memphis (3/20/02)
- 7, Richie Webb vs SMU (3/13/86)
- 7, Jeff Chatman vs Ohio State (3/21/86)
- 7, Richie Webb vs Ohio State (3/21/86)
- 6, Steve Trumbo vs Washington (3/10/82)
- 6, Scott Sinek vs Washington (3/10/82)
- 6, Russell Larson vs Fresno State (3/22/94)
- 6, Mekeli Wesley vs Bowling Green (3/15/00)
- 6, Eric Nielsen vs Bowling Green (3/15/00)
- 6, Trent Plaisted at Houston (3/15/06)

FIELD GOALS ATTEMPTED

- 20, Steve Kramer vs NYU (3/19/66)
- 19, Terrell Lyday vs Southern Illinois (3/20/00)
- 18, Dick Nemelka vs Temple (3/14/66)
- 18, Jeff Congdon vs Temple (3/14/66)
- 18, Jeff Chatman vs Calif. Irvine (3/18/86)
- 18, Jeff Chatman vs Ohio State (3/21/86)
- 16, Travis Hansen vs Memphis (3/20/02)
- 14, Terrell Lyday vs Notre Dame (3/22/00)
- 13, Travis Hansen vs UC Irvine (3/14/02)
- 12, Bob Capener vs SMU (3/13/86)
- 12, Tom Gneiting vs SMU (3/13/86)

THREE-POINT FIELD GOALS

- 5, Terrell Lyday vs Bowling Green (3/15/00)
- 4, Daniel Bobik at Memphis (3/20/02)
- 3, Mark Bigelow vs UC Irvine (3/14/02)
- 3, Mark Bigelow at Memphis (3/20/02)
- 3, Robbie Reid vs ASU (3/17/94)
- 3, Michael Vranes vs Southern Illinois (3/20/00)
- 2, Robbie Reid vs Fresno State (3/22/94)
- 2, Randy Reid vs Fresno State (3/22/94)
- 2, Mekeli Wesley vs Notre Dame (3/22/00)
- 2, Michael Vranes vs Notre Dame (3/22/00)
- 2, Terrell Lyday vs Notre Dame (3/22/00)
- 2, John Allen vs Notre Dame (3/22/00)
- 2, Brock Reichner at Houston (3/15/06)

THREE-POINT FIELD GOALS ATTEMPTED

- 11, Terrell Lyday vs Notre Dame (3/22/00)
- 7, Robbie Reid vs ASU (3/17/94)
- 6, Robbie Reid vs Fresno State (3/22/94)
- 6, Terrell Lyday vs Bowling Green (3/15/00)
- 6, Terrell Lyday vs Southern Illinois (3/20/00)
- 6, Mark Bigelow vs UC Irvine (3/14/02)

FREE THROWS

- 12, Fred Roberts vs Washington (3/10/82)

- 8, Steve Kramer vs Temple (3/14/66)
- 8, Tom Gneiting vs SMU (3/13/86)
- 7, Richie Webb vs Calif. Irvine (3/18/86)
- 7, Bob Capener vs Ohio State (3/21/86)
- 6, Kenneth Roberts vs ASU (3/17/94)
- 6, Travis Hansen vs UC Irvine (3/14/02)
- 6, Trent Plaisted at Houston (3/15/06)

FREE THROWS ATTEMPTED

- 12, Fred Roberts vs Washington (3/10/82)
- 11, Dick Nemelka vs Temple (3/14/66)
- 10, Jeff Chatman vs SMU (3/13/86)
- 10, Tom Gneiting vs SMU (3/13/86)
- 10, Trent Plaisted at Houston (3/15/06)
- 8, Richie Webb vs Calif. Irvine (3/18/86)
- 8, Bob Capener vs Calif. Irvine (3/18/86)
- 8, Bob Capener vs Ohio State (3/21/86)
- 8, Kenneth Roberts vs ASU (3/17/94)
- 7, Travis Hansen vs UC Irvine (3/14/02)
- 7, Craig Raymond vs NYU (3/19/66)
- 6, Randy Reid vs Fresno State (3/22/94)
- 6, Mark Bigelow vs UC Irvine (3/14/02)

REBOUNDS

- 18, Craig Raymond vs NYU (3/19/66)
- 13, Tom Gneiting vs Calif. Irvine (3/18/86)
- 13, Trent Plaisted at Houston (3/15/06)
- 12, Tom Gneiting vs SMU (3/13/86)
- 11, Tom Gneiting vs Ohio State (3/21/86)
- 9, Russell Larson vs ASU (3/17/94)
- 9, Robbie Reid vs Fresno State (3/22/94)
- 9, Mekeli Wesley vs Southern Illinois (3/20/00)
- 7, Mekeli Wesley vs Bowling Green (3/15/00)
- 7, David Nielsen vs Bowling Green (3/15/00)

ASSISTS

- 12, Matt Montague vs UC Irvine (3/14/02)
- 10, Matt Montague vs Southern Illinois (3/20/00)
- 8, Richie Webb vs Calif. Irvine (3/18/86)
- 8, Bob Capener vs Calif. Irvine (3/18/86)
- 8, Matt Montague vs Notre Dame (3/22/00)
- 6, Bob Capener vs SMU (3/13/86)
- 6, Robbie Reid vs Fresno State (3/22/94)
- 6, Nathan Cooper vs Bowling Green (3/15/00)
- 5, Steve Kramer vs Temple (3/14/66)
- 5, Gary Hill vs Temple (3/14/66)
- 5, Gary Hill vs NYU (3/19/66)
- 5, Matt Montague at Memphis (3/20/02)
- 5, Travis Hansen at Memphis (3/20/02)
- 5, Rashaun Broadus at Houston (3/15/06)
- 5, Lee Cummard at Houston (3/15/06)

BLOCKED SHOTS

- 4, Greg Kite vs Washington (3/10/82)
- 4, Trent Plaisted at Houston (3/15/06)
- 3, Kenneth Roberts vs ASU (3/17/94)
- 2, Alan Pollard vs SMU (3/13/86)
- 2, Jeff Chatman vs Ohio State (3/21/86)

STEALS

- 5, Richie Webb vs SMU (3/13/86)
- 4, Mark Bigelow at Memphis (3/20/02)
- 3, Travis Hansen vs UC Irvine (3/14/02)
- 3, Alan Pollard vs Calif. Irvine (3/18/86)
- 3, David Nielsen vs Bowling Green (3/15/00)
- 3, Michael Vranes vs Southern Illinois (3/20/00)

MINUTES

- 40, Steve Trumbo vs Washington (3/10/82)
- 40, Richie Webb vs SMU (3/13/86)
- 40, Tom Gneiting vs SMU (3/13/86)
- 39, Robbie Reid vs Fresno State (3/22/94)
- 38, Tom Gneiting vs Ohio State (3/21/86)
- 38, Richie Webb vs Ohio State (3/21/86)
- 38, Robbie Reid vs ASU (3/17/94)
- 38, Terrell Lyday vs Notre Dame (3/22/00)

- 37, Bob Capener vs Calif. Irvine (3/18/86)
- 36, Trent Plaisted at Houston (3/15/06)
- 34, Michael Vranes vs Bowling Green (3/15/00)
- 34, David Nielsen vs Bowling Green (3/15/00)
- 34, Matt Montague vs UC Irvine (3/14/02)

CAREER NIT POINTS (1966-2002)

- Steve Kramer 61
- Dick Nemelka 57
- Richie Webb 52
- Tom Gneiting 48
- Jeff Chatman 45
- Terrell Lyday 42
- Jeff Congdon 42
- Travis Hansen 40
- Mekeli Wesley 39
- Bob Capener 38
- Michael Vranes 37
- Eric Nielsen 37
- Craig Raymond 36
- Russell Larson 35
- Mark Bigelow 32





BYU IN THE NCAA RECORD BOOK

NCAA INDIVIDUAL RECORDS

Place	Category	Stat	Player
2nd	Blocks by Freshman/season	177	Shawn Bradley, 1991
T-2nd	Blocked Shots/single game:	14	Shawn Bradley, vs. E. Kentucky 12/07/90
4th	Blocks Avg. by Freshman/season	5.21	Shawn Bradley, 1991
T-4th	FT Pct by Freshman/season	91.7	Tyler Haws, 2010
7th	Blocked Shots/season	177	Shawn Bradley, 1991
15th	Blocked Shots Avg./season	5.21	Shawn Bradley, 1991

NCAA TEAM RECORDS

Place	Category	Stat	Season/Opponent
2nd	Free-Throw Pct./season	81.5	1989
T-7th	Regular-Season Conf Titles	29	(see media guide page 119)
T-13th	Blocked Shots/game	17	vs. E. Kentucky, 12/07/90
15th	All-Time Victories	1640	
T-18th	Blocked Shots/season	246	1991
T-21st	Three-Point Pct/Game	81.3	vs. New Mexico, 01/26/08
T-19th	Free-Throw Pct/game	93.8	vs. Weber State, 12/28/00
32nd	All-Time Winning Pct	.620	

NCAA ANNUAL CHAMPIONS

Team Free-Throw Percentage	81.5	1989
	77.3	1995
	78.0	2001
	79.0	2010
Individual Blocked Shot Average	5.21	Shawn Bradley, 1991
Individual Free-Throw Percentage	92.5	Michael Smith, 1989
Points Per Game	28.9	Jimmer Fredette, 2011

SCORING LEADERS

There have been 470-plus players in the history of the NCAA to score at least 2,000 points in their career. Four BYU players – Danny Ainge, Michael Smith, Devin Durrant and Jimmer Fredette – have accomplished the feat. Fredette scored 2,599 points, Ainge 2,467, Smith 2,319 and Durrant 2,285 for the Cougars.

NATION'S LONGEST RIVALRIES/CONSECUTIVE YEARS

110	Columbia vs. Yale	1902-2011
110	Princeton vs. Yale	1902-2011
109	Pennsylvania vs. Princeton	1903-2011
108	Columbia vs. Pennsylvania	1904-2011
108	Cornell vs. Pennsylvania	1904-2011
107	Maine vs. New Hampshire	1905-2011
106	Idaho vs. Washington St.	1906-2011
105	Kansas vs. Kansas St.	1907-2011
105	Kansas vs. Missouri	1907-2011
104	Kansas St. vs. Nebraska	1908-2011
103	BYU vs. Utah	1909-2011

YEARS RANKED/HIGHEST RANKING

AP POLL

Year	Rank
1950-51	11
1953-54	19
1955-56	5
1964-65	9
1965-66	6
1966-67	7
1970-71	20
1971-72	6
1972-73	12
1979-80	12
1980-81	15
1981-82	15
1987-88	3
1992-93	21
2006-07	21
2007-08	20
2008-09	25
2009-10	10
2010-11	3

FINAL REGULAR-SEASON RANKINGS

1951 11th (AP)	10th (UPI)
1954 19th (AP)	
1957 14th (UPI)	
1965 9th (AP)	6th (UPI)
1966 19th (AP)	
1971 20th (AP)	11th (UPI)
1972 8th (AP)	9th (UPI)
1980 12th (AP)	12th (UPI)
1981 16th (AP)	17th (UPI)
1988 19th (AP)	17th (UPI)
2007 24th (AP)	
2010 17th (AP)	22nd (CP)

BYU SERIES RECORD AS A RANKED TEAM

vs. Air Force (9-0)
 vs. Alaska (1-0)
 vs. Arizona (4-0)
 vs. Arizona State (2-1)
 vs. Boise State (0-1)
 vs. Baylor (1-0)
 vs. Bradley (0-1)
 vs. Buffalo (1-0)
 vs. Cincinnati (1-0)
 vs. Clemson (0-1)
 vs. Colorado (2-0)
 vs. Colorado State (17-1)
 vs. Cornell (1-0)
 vs. Creighton (2-0)
 vs. CS Fullerton (2-0)
 vs. Dayton (1-0)
 vs. Denver (1-0)
 vs. Detroit (1-0)
 vs. Florida (1-0)
 vs. Florida State (1-0)
 vs. Fresno Pacific (1-0)
 vs. Gonzaga (1-0)
 vs. Hawaii (8-0)
 vs. Illinois (1-1)
 vs. Indiana (0-1)
 vs. Indiana State (2-0)
 vs. Kansas (0-1)
 vs. Kansas State (1-2)
 vs. Lamar (1-0)
 vs. La Salle (1-1)
 vs. Long Beach State (0-3)
 vs. Louisville (0-1)
 vs. Miami (1-0)
 vs. Michigan (0-1)
 vs. Michigan State (1-1)
 vs. New Mexico (10-8)
 vs. New Mexico State (1-0)
 vs. NC-Charlotte (2-0)
 vs. North Carolina State (0-1)
 vs. North Texas (1-0)
 vs. Notre Dame (1-0)
 vs. Oklahoma City (0-1)
 vs. Oklahoma State (2-0)
 vs. Oral Roberts (1-0)
 vs. Oregon (4-1)
 vs. Oregon State (0-5)
 vs. Pacific (0-1)
 vs. Penn State (1-0)
 vs. Pepperdine (1-0)
 vs. Portland (1-0)

vs. Princeton (1-0)
 vs. Rice (1-0)
 vs. Sacramento State (1-0)
 vs. San Diego (1-0)
 vs. San Diego State (6-5)
 vs. San Jose State (1-0)
 vs. Santa Clara (1-1)
 vs. Seattle (0-1)
 vs. Seton Hall (1-0)
 vs. Southern Utah (1-0)
 vs. St. Bonaventure (1-0)
 vs. St. Louis (1-0)
 vs. St. Mary's (2-0)
 vs. St. Joseph's (1-0)
 vs. TCU (6-0)
 vs. Tennessee (0-1)
 vs. Texas A&M (1-0)
 vs. Toledo (1-0)
 vs. Tulsa (2-0)
 vs. UAB (0-1)
 vs. UCLA (1-3)
 vs. UCSB (1-0)
 vs. UNLV (5-4)
 vs. Utah (12-5)
 vs. Utah State (9-0)
 vs. UTEP (10-4)
 vs. Vermont (1-0)
 vs. Virginia (0-1)
 vs. Wake Forest (0-1)
 vs. Washington (1-1)
 vs. Weber State (3-0)
 vs. Wyoming (12-4)
 vs. Xavier (0-1)

BYU RECORD WHEN RANKED ...

No. 1 (0-0)
 No. 2 (0-0)
 No. 3 (3-2)
 No. 4 (0-0)
 No. 5 (0-2)
 No. 6 (4-1)
 No. 7 (11-6)
 No. 8 (12-3)
 No. 9 (5-3)
 No. 10 (9-2)
 No. 11 (9-4)
 No. 12 (10-4)
 No. 13 (5-0)
 No. 14 (8-1)
 No. 15 (13-9)
 No. 16 (7-2)

No. 17 (8-1)
 No. 18 (17-4)
 No. 19 (16-3)
 No. 20 (10-7)
 No. 21 (6-2)
 No. 22 (0-0)
 No. 23 (10-2)
 No. 24 (1-1)
 No. 25 (5-4)

BYU SERIES RECORD VS. RANKED TEAMS

vs. Air Force (2-0)
 vs. Arizona (0-7)
 vs. Arizona State (1-5)
 vs. California (0-1)
 vs. Clemson (0-1)
 vs. Connecticut (0-1)
 vs. Dayton (1-0)
 vs. Duke (0-1)
 vs. Florida (0-1)
 vs. Florida State (1-0)
 vs. Georgetown (0-1)
 vs. Houston (0-2)
 vs. Idaho State (1-0)
 vs. Illinois (1-0)
 vs. Indiana (0-2)
 vs. Iowa (0-1)
 vs. Kansas (1-1)
 vs. Kansas State (1-3)
 vs. Kentucky (0-3)
 vs. La Salle (0-1)
 vs. Long Beach State (0-2)
 vs. Louisiana State (0-1)
 vs. Louisville (1-1)
 vs. Michigan (1-1)
 vs. Michigan State (0-2)
 vs. Mississippi State (0-1)
 vs. New Mexico (4-14)
 vs. New Mexico State (0-2)
 vs. New Orleans (0-1)
 vs. North Carolina (0-5)
 vs. North Carolina State (0-3)
 vs. Notre Dame (2-0)
 vs. Ohio State (0-2)
 vs. Oklahoma (1-0)
 vs. Oklahoma City (0-1)
 vs. Oklahoma State (2-0)
 vs. Oregon State (0-2)
 vs. Pittsburgh (1-0)
 vs. St. John's (0-3)
 vs. St. Joseph's (1-0)

vs. Saint Louis (2-0)
 vs. San Diego State (2-1)
 vs. San Francisco (0-1)
 vs. South Carolina (0-1)
 vs. Stanford (1-0)
 vs. Syracuse (0-1)
 vs. Texas (0-1)
 vs. Tulsa (0-1)
 vs. UCLA (2-4)
 vs. UNLV (2-2)
 vs. USC (0-1)
 vs. Utah (5-26)
 vs. Utah State (2-2)
 vs. UTEP (5-3)
 vs. Villanova (1-0)
 vs. Virginia (0-1)
 vs. Wake Forest (0-1)
 vs. Washington (1-1)
 vs. Wichita State (0-2)
 vs. Wyoming (8-1)

BYU RECORD WHEN FACING TEAMS RANKED ...

No. 1 (0-4)
 No. 2 (1-8)
 No. 3 (1-6)
 No. 4 (1-5)
 No. 5 (1-11)
 No. 6 (2-4)
 No. 7 (3-9)
 No. 8 (2-5)
 No. 9 (3-9)
 No. 10 (5-4)
 No. 11 (1-5)
 No. 12 (3-6)
 No. 13 (5-5)
 No. 14 (1-5)
 No. 15 (3-4)
 No. 16 (4-4)
 No. 17 (2-3)
 No. 18 (5-3)
 No. 19 (3-4)
 No. 20 (2-5)
 No. 21 (1-1)
 No. 22 (0-0)
 No. 23 (0-3)
 No. 24 (0-1)
 No. 25 (4-4)

NOTE: Associated Press rankings





BYU ALL-TIME VS. RANKED TEAMS

DATE	OPPONENT	SCORE/W/L	1/28/67	vs. No. 6 UTEP	76-85	L	12/17/83	at No. 2 Kentucky	59-93	L
1948-49			1967-68				12/28/83	at No. 7 UCLA	73-82	L
1/29/49	at No. 10 Utah	56-55 W	12/16/67	at No. 2 Houston	69-102	L	2/4/84	at No. 7 UTEP	77-86	L
1/31/49	No. 10 Utah	65-45 W	1/20/68	at No. 6 New Mexico	69-84	L	2/11/84	at No. 3 Georgetown	51-67	L
2/18/49	at No. 14 Utah	49-58 L	2/16/68	No. 5 New Mexico	67-76	L	3/1/84	No. 8 UTEP	83-65	W
2/19/49	No. 14 Utah	52-54 L	1968-69				3/17/84	vs. No. 3 Kentucky	68-93	L
2/21/49	No. 19 Wyoming	50-48 W	12/14/68	vs. No. 12 Houston	75-98	L	1984-85			
1949-50			3/8/69	at No. 12 New Mex. St.	62-74	L	12/22/84	No. 7 Washington	84-75	W
3/3/50	No. 18 Wyoming	55-44 W	1969-70				1/2/85	at No. 19 UTEP	64-69	L
3/4/50	No. 18 Wyoming	70-52 W	12/11/69	No. 3 New Mexico St.	78-80	L	1985-86			
3/25/50	vs. No. 7 UCLA	83-62 W	3/4/70	No. 18 Utah State	73-86	L	1/13/86	No. 16 Notre Dame	80-76	W
1950-51			1970-71				2/15/86	No. 15 UTEP	72-69	W
1/8/51	at No. 10 Wyoming	61-57 W	12/11/70	at No. 9 So. California	65-101	L	1986-87			
1/19/51	No. 13 Wyoming	64-58 W	12/19/70	No. 15 Utah St.	111-83	W	12/9/86	at No. 4 Iowa	75-86	L
1/20/51	No. 13 Wyoming	65-38 W	12/29/70	vs. No. 11 Villanova	102-93	W	12/23/86	No. 14 Pittsburgh	93-73	W
3/12/51	vs. No. 10 St. Louis	75-58 W	1/23/71	at No. 12 Utah St.	70-72	L	3/12/87	vs. No. 16 New Or.	79-83	L
3/17/51	vs. No. 13 Dayton	62-43 W	3/13/71	at No. 16 Utah St.	91-82	W	1987-88			
3/23/51	vs. No. 4 Kansas St.	54-64 L	3/18/71	vs. No. 1 UCLA	73-91	L	1/13/88	at No. 12 Wyoming	83-67	W
3/24/51	vs. No. 15 Washington	67-80 L	1971-72				1/21/88	at No. 18 UTEP	81-71	W
1951-52			12/28/71	vs. No. 7 Indiana	50-61	L	2/11/88	No. 18 Wyoming	78-69	W
12/28/51	vs. No. 1 Kentucky	64-84 L	3/11/72	vs. No. 5 L. Beach St.	90-95	L	1989-90			
3/1/52	at No. 16 Wyoming	49-55 L	1972-73				3/19/90	vs. No. 17 Clemson	47-49	L
1952-53			12/7/72	vs. No. 18 Michigan	83-77	W	1990-91			
12/22/52	No. 17 St. Louis	86-69 W	12/29/72	vs. No. 12 Florida St.	80-77	W	12/8/90	No. 17 St. John's	62-67	L
12/31/52	at No. 9 N.C. State	59-75 L	12/30/72	vs. No. 6 L. Beach St.	89-101	L	12/27/90	vs. No. 12 S. Carolina	49-52	L
1953-54			1973-74				2/16/91	at No. 14 Utah	74-81	L
12/30/53	vs. No. 13 La Salle	62-74 L	12/15/73	at No. 15 Kansas St.	85-95	L	3/2/91	No. 9 Utah	71-72	L
1954-55			12/26/73	vs. No. 7 Indiana	52-96	L	3/9/91	vs. No. 8 Utah	51-49	W
2/11/55	No. 5 Utah	76-74 W	1/5/74	at No. 12 New Mexico	75-84	W	3/16/91	vs. No. 8 Arizona	61-76	L
2/12/55	at No. 5 Utah	71-78 L	1/25/74	No. 20 Arizona St.	89-71	W	1991-92			
1955-56			1974-75				12/28/91	vs. No. 11 Michigan	83-86	L
12/21/55	at No. 2 N.C. State	81-95 L	1/10/75	No. 12 Arizona St.	80-110	L	2/1/92	No. 19 UTEP	80-63	W
1/21/56	No. 14 Oklahoma City	60-62 L	1/11/75	No. 10 Arizona	66-83	L	3/19/92	No. 25 Louisiana St.	83-94	L
1956-57			2/14/75	at No. 19 Arizona	81-97	L	1992-93			
3/15/57	vs. No. 13 California	59-86 L	2/15/75	at No. 8 Arizona St.	79-99	L	12/21/92	vs. No. 9 Oklahoma	76-75	W
3/16/57	vs. No. 16 Idaho St.	65-54 W	3/1/75	No. 15 UTEP	65-54	W	12/23/92	vs. No. 1 Duke	66-89	L
1958-59			1976-77				2/27/93	at No. 11 Utah	83-89	L
12/15/58	No. 3 Kansas St.	77-68 W	12/20/76	at No. 11 N. Carolina	93-113	L	3/20/93	vs. No. 9 Kansas	76-90	L
1/23/59	No. 20 Utah	56-70 L	1/22/77	at No. 16 Arizona	85-113	L	1993-94			
1959-60			2/17/77	No. 17 Arizona	62-64	L	12/4/93	vs. No. 4 N. Carolina	65-97	L
12/22/59	No. 3 Ohio St.	79-91 L	3/5/77	No. 20 Utah	54-67	L	1994-95			
1/22/60	at No. 7 Utah	69-76 L	1977-78				11/23/94	vs. No. 19 Okla. St.	69-59	W
1/29/60	at No. 9 Utah St.	53-84 L	12/28/77	vs. No. 2 N. Carolina	81-94	L	1995-96			
2/13/60	No. 7 Utah St.	64-75 L	1/26/78	at No. 10 New Mexico	82-95	L	12/2/95	at No. 8 Mississippi St.	74-79	L
2/25/60	No. 5 Utah	75-87 L	2/25/78	No. 5 New Mexico	66-71	L	1/2/96	at No. 15 Utah	77-83	L
1960-61			3/4/78	at No. 19 Utah	74-81	L	3/2/96	No. 10 Utah	85-96	L
12/20/60	No. 20 Kansas	80-70 W	1978-79				1996-97			
12/27/60	at No. 5 Louisville	67-95 L	12/2/78	at No. 13 Texas	57-96	L	1/11/97	No. 9 Utah	51-61	L
1962-63			3/10/79	vs. No. 19 San Fran.	63-86	L	1/25/97	No. 24 Tulsa	56-72	L
12/31/62	at No. 2 Ohio St.	91-97 L	1979-80				2/3/97	at No. 13 New Mexico	32-74	L
1/11/63	at No. 3 Arizona St.	84-89 L	12/28/79	vs. No. 18 Oregon St.	71-86	L	2/6/97	at No. 5 Utah	49-85	L
2/16/63	No. 5 Arizona St.	87-104 L	1980-81				2/27/97	No. 11 New Mexico	48-90	L
1963-64			12/19/80	vs. No. 17 Illinois	80-75	W	1997-98			
12/30/63	vs. No. 9 Oregon St.	58-68 L	1/31/81	at No. 9 Utah	56-60	L	1/10/98	No. 3 Utah	61-71	L
1964-65			3/7/81	No. 9 Utah	95-76	W	1/29/98	No. 14 New Mexico	54-72	L
12/11/64	at No. 2 Wichita St.	76-93 L	3/14/81	vs. No. 10 UCLA	78-55	W	2/5/98	at No. 5 Utah	68-83	L
12/12/64	at No. 2 Wichita St.	65-81 L	3/19/81	vs. No. 7 Notre Dame	51-50	W	2/26/98	at No. 16 New Mexico	83-62	W
3/13/65	No. 2 UCLA	76-100 L	3/21/81	vs. No. 5 Virginia	60-74	L	1998-99			
1965-66			1981-82				11/28/98	No. 11 Arizona	74-78	L
12/21/65	No. 2 St. Joseph's	103-83 W	12/5/81	No. 18 UNLV	63-66	L	1/30/99	at No. 12 New Mexico	68-78	L
1966-67			1982-83				2/6/99	No. 20 Utah	46-71	L
12/30/66	at No. 8 St. John's	73-76 L	12/27/82	at No. 7 St. John's	64-75	L	2/25/99	No. 21 New Mexico	64-85	W
1/21/67	No. 9 New Mexico	89-73 W	1983-84				3/4/99	No. 8 Utah	62-81	L

1999-00				3/10/07	at No. 25 UNLV	70-78	L
12/1/99	at No. 4 Arizona	62-86	L	2007-08			
2/12/00	at No. 21 Utah	62-77	L	11/23/07	vs. No. 6 Louisville	78-76	W
2001-02				11/24/07	vs. No. 1 N. Carolina	63-73	L
12/22/01	No. 13 Stanford	81-76	W	12/8/07	vs. No. 9 Michigan St.	61-68	L
2002-03				2008-09			
2/24/03	at No. 23 Utah	64-71	L	12/20/08	vs. No. 20 Arizona St.	75-76	L
3/20/03	vs. No. 23 Connecticut	53-58	L	1/3/09	No. 6 Wake Forest	87-94	L
2003-04				2009-10			
12/6/03	vs. No. 25 Okla. St.	76-71	W	1/23/10	at No. 23 New Mexico	72-76	L
3/18/04	vs. No. 20 Syracuse	75-80	L	2/27/10	No. 10 New Mexico	81-83	L
2004-05				3/20/10	vs. No. 7 Kansas State	72-84	L
11/22/04	vs. No. 4 N. Carolina	50-86	L	2010-11			
12/21/04	No. 16 N. Carolina St.	61-72	L	1/5/11	at No. 25 UNLV	89-77	W
1/31/05	No. 25 Utah	58-72	L	1/26/11	No. 4 San Diego St.	71-58	W
2/26/05	at No. 13 Utah	60-69	L	2/26/11	at No. 6 San Diego St.	80-67	W
2006-07				3/12/11	vs. No. 7 San Diego St.	54-72	L
11/15/06	at No. 5 UCLA	69-82	L	3/24/11	vs. No. 15 Florida (OT)	74-83	L
12/9/06	vs. No. 25 Michigan St.	61-76	L		BYU all-time record vs. ranked teams:	53-118	
1/27/07	No. 13 Air Force	61-52	W				
2/3/07	No. 25 UNLV	90-63	W				
2/27/07	at No. 25 Air Force	62-58	W				

NOTE: Associated Press rankings

BYU AS A RANKED TEAM

Overall Record: 185-68
 BYU Record at Home: 99-14 (78-11 in the Marriott Center)
 Last Home Win: 3-5-11, No. 3 BYU vs. Wyoming (102-78)
 Last Home Loss: 3-2-11, No. 3 BYU vs. New Mexico (64-82)
 BYU Record on the Road: 53-32
 Last Road Win: 2-26-11, No. 7 BYU at No. 4 San Diego State (80-67)
 Last Road Loss: 1-29-11, No. 9 BYU at New Mexico (77-86)
 BYU Record at Neutral Sites: 33-22
 Last Neutral Site Win: 3-11-11, No. 8 BYU vs. New Mexico (87-76)
 Last Neutral Site Loss: 3-24-11, No. 10 BYU vs. No. 15 Florida (74-83 2OT)
 BYU Record at NCAA Tournament: 8-13
 BYU Record under Dave Rose: 57-16
 BYU Record in Overtime Games: 2-1
 Longest BYU Win Streak: 12 (1980)
 Longest Opponent Win Streak: 4 (twice, 1951-54 and 1966-71)
 Largest BYU Margin of Victory: 51 (108-57) No. 9 BYU vs. St. Mary's, 12-10-66
 Largest Opponent Margin of Victory: 27 (50-77) No. 19 BYU at Bradley, 1-2-54
 Most Points Scored by BYU: 128 (128-78) No. 23 BYU vs. Sacramento St., 2-25-93
 Most Points Scored by Opponent: 112 (102-112) No. 9 BYU vs. Oklahoma City, 3-14-65

Last 10 (7-3)

3/24/11	vs Florida (OT)	74-83	L
3/19/11	vs Gonzaga	89-67	W
3/17/11	vs Wofford	74-66	W
3/12/11	vs San Diego State	54-72	L
3/11/11	vs New Mexico	87-76	W
3/10/11	vs TCU	64-58	W
3/05/11	Wyoming	102-78	W
3/02/11	New Mexico	64-82	L
2/26/11	at San Diego State	80-67	W
2/23/11	Colorado State	84-76	W

BYU VS. RANKED OPPONENTS

Overall Record: 53-118
 BYU Record at Home: 27-33 (14-22 in the Marriott Center)
 Last Home Win: 1-26-11 vs. No. 4 San Diego State (71-58)
 Last Home Loss: 2-27-10 vs. No. 10 New Mexico (72-84)
 BYU Record on the Road: 10-49
 Last Road Win: 2-26-11 at No. 4 San Diego State (80-67)
 Last Road Loss: 1-23-10 at No. 23 New Mexico (81-83)
 BYU Record at Neutral Sites: 16-36
 Last Neutral Site Win: 11-23-07 vs. No. 6 Louisville (78-76)
 Last Neutral Site Loss: 3-25-11 vs. No. 15 Florida (74-83, OT)
 BYU Record at NCAA Tournament: 5-19
 BYU Record under Dave Rose: 7-12
 BYU Record in Overtime Games: 0-1
 Longest BYU Win Streak: 9 (1949-1951)
 Longest Opponent Win Streak: 11 (twice, 1976-1979 and 1995-1998)
 Largest BYU Margin of Victory: 28 (111-83) No. 15 Utah State, 12-19-70
 Largest Opponent Margin of Victory: 44 (52-96) vs. No. 7 Indiana, 12-26-73
 Most Points Scored by BYU: 111 (111-83) vs. No. 15 Utah State, 12-19-70
 Most Points Scored by Opponent: 113 twice in 1976-77

Last 10 (3-7)

3/24/11	vs. No. 15 Florida (OT)	74-83	L
3/12/11	vs. No. 7 San Diego State	54-72	L
2/26/11	at No. 4 San Diego State	80-67	W
1/26/11	No. 4 San Diego State	71-58	W
1/5/11	at No. 25 UNLV	89-77	W
1/23/10	at No. 23 New Mexico	72-76	L
2/27/10	No. 10 New Mexico	81-83	L
3/20/10	vs. No. 7 Kansas State	72-84	L
1/3/09	No. 6 Wake Forest	87-94	L
12/20/08	vs. No. 20 Arizona State	75-76	L

2010-11 SEASON IN REVIEW



Playing its last season as a part of the Mountain West Conference, the BYU men's basketball team, led by seniors Jimmer Fredette and Jackson Emery, had a record-breaking season, which ended with the Cougars' first trip to the Sweet 16 since 1981.

Posting their second-straight 30-win season, with a program-best 32 victories, the 2010-2011 Cougars achieved a lot of firsts this season, including two 10-game win streaks, making it the first season with multiple double-digit win streaks in BYU history, and the best regular season finish since 1972.

Head coach Dave Rose became the only coach in BYU history with five 25-plus win seasons and two 30-plus win seasons and was also named MWC Co-Coach of the Year, his third MWC honor.

As the Cougars bring their MWC era to an end, they lead all teams in the MWC with 126 conference victories in their 12-year participation in the league. BYU also finished first or second in the MWC nine times, including the last six seasons—all under Rose.

As a team, the Cougars broke many season records, including earning their best winning percentage (.865). Achieving a No. 3 ranking in the AP Poll tied the



BYU record for best AP ranking and they broke the record for most wins away from home with 10 road wins and nine neutral site victories.

It was Jimmer Fredette who stole the show, earning the nation's consensus player of the year honors and setting numerous school records. The 2010-11 MW Player of the Year received the Wooden, Naismith and Oscar Robertson Trophies, and also led the NCAA with 28.9 points per game, establishing six new Mountain West single-season records en route to becoming the league's and BYU's all-time leading scorer with 2,599 career points.

The man who the nation came to know solely as Jimmer set four new BYU NCAA tournament records, including most career points (184) and most 3-pointers (7 vs. Gonzaga). Fredette also received the Lowe's Senior CLASS and earned the College Male Athlete of the Year award at the 2011 ESPYs. Fredette was chosen as the No. 10 overall pick in the first round of the 2011 NBA Draft by the Milwaukee Bucks and later traded to the Sacramento Kings.

Senior Jackson Emery led the defensive efforts for the Cougars, becoming the BYU career and single-season steals leader, with 249 and 101 steals respectively. He was also named the MWC Defensive Player of the Year and second-team All-MWC.

The Cougars were led by sophomore Brandon Davies and junior Noah Hartsock down low. Davies posted impressive numbers on the season, including 6.2 rebounds per game and a field goal percentage of .525. Hartsock added 1.6 blocks per game and was



named to the South Padre Island Invitational All-Tournament team.

Although the Collinsworth brothers were only able to play nine games together before junior Chris Collinsworth was forced to sit out with a knee injury. Freshman Kyle Collinsworth represented the family well throughout the rest of the season averaging 5.1 rebounds a game and scoring in double figures 10 times throughout the year. He also played well in the post season tying the school record of third-most rebounds (15 vs. Florida) and second-most steals (4 vs. Wofford) in BYU's NCAA Tournament history.

Guards Charles Abouo and Nick Martineau made valuable contributions as well. Abouo averaged 7.2 points and 4.8 boards a game. He also posted his first-career double double this season against Utah with 22 points and 10 rebounds. Martineau averaged 4.8 minutes per game but played a career-high 18 minutes against Fresno Pacific.

Senior Logan Magnusson filled the leadership role of captain in his second season as a Cougar and averaged 2.2 points and 2.5 rebounds. He played a vital role after Davies was suspended late in the season as he inspired the team with his hard play.

Stephen Rogers, Brock Zylstra and James Anderson brought a lot of energy for the BYU off the bench. In his first season at BYU, Rogers averaged 4.1 points and 22 rebounds and also posted an impressive streak of 27-consecutive free throws without a miss. Zylstra had a stand-out game against Chicago State scoring 11 points, hitting 3-of-six threes, and added three rebounds, two assists

and two steals. Anderson provided a presence in the middle and stepped up against Arizona and San Diego State (five blocks at home).

Four Cougars earned All-MWC honors in 2010-11, with Fredette making the first team, Emery the second team, Brandon Davies the third team and Noah Hartssock was named honorable mention.

BYU opened the postseason with a strong run in the MWC Tournament, beating TCU and New Mexico, but fell to the Aztecs in the championship, after beating them twice in the regular season, 72-54.

Making their 11th national postseason appearance in 12 seasons, BYU entered the NCAA Tournament as a No. 3 seed and pitted against Wofford. For the second-straight year, the Cougars advanced in the NCAA Tournament, defeating No. 14 seed Wofford 74-66.

Their next opponent was No. 11 Gonzaga, who beat No. 6 St. Johns in the first round. BYU defeated Gonzaga 89-67, led by Fredette who scored 34 points and recorded six assists. Three other Cougars scored in the double-digits including Emery (16), Hartssock (13) and Rogers (10). Hartssock also contributed, shooting a perfect 5-for-5 from the field and 3-for-3 from long-range.

But, the Cougars' record-breaking season came to an end with a loss in overtime to No. 2 seed Florida in the Sweet 16.

The final three minutes of regulation saw four tie scores and a missed Florida jumper as time expired that sent the game to overtime with a score of 68-68. In extra time, the Cougars quickly took a four-point, 72-68 lead and extended that lead with two more three pointers to eventually win the game 83-74.

Again, Fredette finished his career as a Cougar leading the team with 32 points and five assists, while Emery recorded nine points and Kyle Collinsworth posted a career-high 15 rebounds.



2010-2011 GAME RESULTS

RECORD	OVERALL	HOME	AWAY	NEUTRAL
ALL GAMES	32-5	13-1	10-1	9-3
CONFERENCE	14-2	7-1	7-1	0-0
NON-CONFERENCE	18-3	6-0	3-0	9-3

DATE	OPPONENT	W/L	SCORE	ATTEND
11/12/10	FRESNO STATE	W	83-56	22700
11/17/10	UTAH STATE	W	78-72	17303
*11/20/10	CHICAGO STATE	W	109-60	11544
*11/23/10	MISSISSIPPI VALLEY	W	86-36	9207
*11/26/10	vs South Florida (20T)	W	77-75	1100
*11/27/10	vs Saint Mary's	W	74-73	1300
^ 12/01/10	at Creighton	W	77-65	15532
12/04/10	vs Hawaii	W	78-57	13312
\$12/08/10	vs Vermont	W	86-58	6300
12/11/10	vs Arizona	W	87-65	15814
#12/18/10	vs UCLA	L	79-86	12499
12/21/10	at Weber State	W	72-66	10453
12/23/10	UTEP	W	89-68	13403
12/30/10	at Buffalo	W	90-82	5803
01/01/11	FRESNO PACIFIC	W	93-57	12762
01/05/11	at UNLV	W	89-77	17942
01/08/11	AIR FORCE	W	76-66	22700
01/11/11	at Utah	W	104-79	11243
01/18/11	TCU	W	83-67	16170
01/22/11	at Colorado State	W	94-85	8745
01/26/11	SAN DIEGO STATE	W	71-58	22700
01/29/11	at New Mexico	L	77-86	15411
02/02/11	at Wyoming Cowboys	W	69-62	5131
02/05/11	UNLV	W	78-64	22700
02/09/11	at Air Force	W	90-52	6028
02/12/11	UTAH	W	72-59	22700
02/19/11	at TCU	W	79-56	7258
02/23/11	COLORADO STATE	W	84-76	22700
02/26/11	at SAN DIEGO STATE	W	80-67	12414
03/02/11	NEW MEXICO	L	64-82	22700
03/05/11	WYOMING	W	102-78	22700
~03/10/11	vs TCU	W	64-58	14697
~03/11/11	vs New Mexico	W	87-76	18500
~03/12/11	vs #7/#6 San Diego State	L	54-72	18500
%03/17/11	vs Wofford	W	74-66	19216
%03/19/11	vs Gonzaga	W	89-67	19328
@03/24/11	vs Florida (OT)	L	74-83	12320

* South Padre Island Invitational
 ^ Mountain West-Missouri Valley Challenge
 \$ Hometown Classic
 # John R. Wooden Classic
 ~ Conoco MWC Championships
 % NCAA Tournament Second/Third Round (Denver)
 @ NCAA Regional Semifinals (New Orleans)



2010-11 TEAM STATISTICS - ALL GAMES

TEAM STATISTICS	BYU	OPP
SCORING	3012	2512
Points per game	81.4	67.9
Scoring margin	+13.5	-
FIELD GOALS-ATT	1019-2267	902-2174
Field goal pct	.449	.415
3 POINT FG-ATT	312-865	218-666
3-point FG pct	.361	.327
3-pt FG made per game	8.4	5.9
FREE THROWS-ATT	662-865	490-711
Free throw pct	.765	.689
F-Throws made per game	17.9	13.2
REBOUNDS	1425	1320
Rebounds per game	38.5	35.7
Rebounding margin	+2.8	-
ASSISTS	538	464
Assists per game	14.5	12.5
TURNOVERS	404	533
Turnovers per game	10.9	14.4
Turnover margin	+3.5	-
Assist/turnover ratio	1.3	0.9
STEALS	298	215
Steals per game	8.1	5.8
BLOCKS	150	124
Blocks per game	4.1	3.4
ATTENDANCE	261989	268846
Home games-Avg/Game	14-18714	11-10542
Neutral site-Avg/Game	-	12-12740

SCORE BY PERIODS	1st	2nd	1OT	2OT	Total
BYU Cougars	1439	1551	14	8	3012
Opponents	1172	1311	23	6	2512



CHARLES ABOU



2010-11 BYU/OPPONENT GAME-BY-GAME STATS

Opponent	1st	2nd	Score	Mar	Total FG	FG Pct	3-Pointers	3FG Pct	Free Throws	FT Pct
FRESNO STATE	45/26	38/30	83-56	+27	30-61/20-57	.492/.351	6-21/2-21	.286/.095	17-24/14-27	.708/.519
UTAH STATE	33/33	45/39	78-72	+6	24-62/25-52	.387/.481	7-26/7-11	.269/.636	23-30/15-26	.767/.577
CHICAGO STATE	60/29	49/31	109-60	+49	38-82/22-63	.463/.349	11-31/5-18	.355/.278	22-38/11-16	.579/.688
MISSISSIPPI VALLEY	37/10	49/26	86-36	+50	28-72/15-60	.389/.250	8-27/3-15	.296/.200	22-28/3-11	.786/.273
South Florida	23/28	38/33	77-75	+2	25-78/24-54	.321/.444	10-26/7-19	.385/.368	17-34/20-26	.500/.769
Saint Mary's	43/40	31/33	74-73	+1	28-52/25-51	.538/.490	5-14/4-12	.357/.333	13-19/19-25	.684/.760
Creighton	34/28	43/37	77-65	+12	31-65/24-61	.477/.393	7-19/7-25	.368/.280	8-14/10-12	.571/.833
Hawaii	43/27	35/30	78-57	+21	29-58/18-59	.500/.305	6-19/1-13	.316/.077	14-17/20-23	.824/.870
Vermont	38/25	48/33	86-58	+28	33-59/21-60	.559/.350	9-18/6-18	.500/.333	11-13/10-18	.846/.556
Arizona	44/25	43/40	87-65	+22	29-56/21-60	.518/.350	5-16/6-22	.313/.273	24-31/17-20	.774/.850
UCLA	37/43	42/43	79-86	(7)	27-51/29-61	.529/.475	4-17/6-16	.235/.375	21-31/22-36	.677/.611
Weber State	35/23	37/43	72-66	+6	25-67/22-58	.373/.379	7-26/10-24	.269/.417	15-21/12-16	.714/.750
UTEP	39/26	50/42	89-68	+21	29-64/28-63	.453/.444	12-25/2-10	.480/.200	19-22/10-18	.864/.556
Buffalo	39/37	51/45	90-82	+8	30-62/33-59	.484/.559	8-20/7-14	.400/.500	22-29/9-14	.759/.643
FRESNO PACIFIC	44/24	49/33	93-57	+36	30-60/25-65	.500/.385	12-30/4-23	.400/.174	21-24/3-3	.875/1.000
UNLV	38/35	51/42	89-77	+12	28-63/27-66	.444/.409	14-28/7-19	.500/.368	19-26/16-25	.731/.640
AIR FORCE	37/30	39/36	76-66	+10	24-57/22-48	.421/.458	9-30/6-17	.300/.353	19-22/16-23	.864/.696
Utah	53/42	51/37	104-79	+25	36-76/26-58	.474/.448	14-24/3-12	.583/.250	18-24/24-27	.750/.889
TCU	47/30	36/37	83-67	+16	27-55/25-65	.491/.385	8-18/8-18	.444/.444	21-26/9-14	.808/.643
Colorado State	55/40	39/45	94-85	+9	31-62/27-56	.500/.482	11-26/7-14	.423/.500	21-25/24-33	.840/.727
SAN DIEGO STATE	30/31	41/27	71-58	+13	25-56/22-62	.446/.355	5-15/5-20	.333/.250	16-19/9-15	.842/.600
New Mexico	36/32	41/54	77-86	(9)	28-67/31-61	.418/.508	8-20/8-20	.400/.400	13-20/16-19	.650/.842
Wyoming	28/28	41/34	69-62	+7	24-59/21-51	.407/.412	5-24/4-14	.208/.286	16-23/16-22	.696/.727
UNLV	38/27	40/37	78-64	+14	23-57/18-60	.404/.300	8-23/6-23	.348/.261	24-25/22-26	.960/.846
Air Force	36/25	54/27	90-52	+38	33-57/20-58	.579/.345	15-30/8-21	.500/.381	9-11/4-8	.818/.500
UTAH	31/30	41/29	72-59	+13	24-55/25-57	.436/.439	4-12/5-19	.333/.263	20-24/4-8	.833/.500
TCU	45/28	34/28	79-56	+23	22-48/24-65	.458/.369	11-25/5-19	.440/.263	24-32/3-6	.750/.500
COLORADO STATE	44/36	40/40	84-76	+8	22-57/27-58	.386/.466	5-23/5-17	.217/.294	35-43/17-26	.814/.654
SAN DIEGO STATE	38/35	42/32	80-67	+13	27-58/25-63	.466/.397	14-24/6-17	.583/.353	12-14/11-16	.857/.688
NEW MEXICO	26/42	38/40	64-82	(18)	20-59/27-58	.339/.466	5-26/9-20	.192/.450	19-22/19-23	.864/.826
WYOMING	38/35	64/43	102-78	+24	35-64/28-58	.547/.483	9-23/9-14	.391/.643	23-29/13-22	.793/.591
TCU	33/34	31/24	64-58	+6	21-50/20-45	.420/.444	6-23/9-19	.261/.474	16-21/9-15	.762/.600
New Mexico	47/42	40/34	87-76	+11	34-68/30-62	.500/.484	8-25/9-25	.320/.360	11-16/7-11	.688/.636
San Diego State	31/43	23/29	54-72	(18)	19-59/28-62	.322/.452	6-24/5-15	.250/.333	10-13/11-14	.769/.786
Wofford	33/29	41/37	74-66	+8	24-61/22-56	.393/.393	6-22/4-19	.273/.211	20-24/18-24	.833/.750
Gonzaga	45/38	44/29	89-67	+22	31-59/24-57	.525/.421	14-28/9-29	.500/.222	13-15/17-21	.867/.810
Florida	36/36	32/32	74-83	(9)	25-71/31-65	.352/.477	10-37/11-34	.270/.324	14-16/10-22	.875/.455

Opponent	Reb.	Mar	Assist	TO	Block	Steal	Fouls
FRESNO STATE	43/36	+7	18/9	13/16	1/3	7/10	20/15
UTAH STATE	40/37	+3	12/12	9/14	6/6	7/2	22/23
CHICAGO STATE	57/40	+17	23/10	7/21	2/2	16/6	16/26
MISSISSIPPI VALLEY	57/40	+17	17/5	13/25	5/6	13/7	11/22
South Florida	40/50	(10)	15/10	5/21	4/9	12/3	19/26
Saint Mary's	26/29	(3)	10/8	14/17	4/1	11/6	19/18
Creighton	43/33	+10	16/13	6/7	6/3	7/4	14/15
Hawaii	33/43	(10)	17/6	9/16	4/1	4/2	21/18
Vermont	40/32	+8	20/9	15/16	2/4	12/12	15/18
Arizona	38/34	+4	8/12	10/15	7/1	7/5	18/26
UCLA	35/33	+2	5/17	19/10	3/1	2/4	27/21
Weber State	41/41	-	11/11	9/16	8/7	9/7	17/17
UTEP	42/33	+9	22/9	14/15	1/4	7/8	18/20
Buffalo	35/32	+3	17/17	13/20	5/4	10/6	18/21
FRESNO PACIFIC	48/24	+24	23/9	11/9	4/3	5/6	6/16
UNLV	42/40	+2	9/15	13/12	2/4	3/8	21/17
AIR FORCE	38/25	+13	15/10	13/12	1/1	4/8	22/19
Utah	30/45	(15)	18/11	5/22	4/6	12/3	21/18
TCU	42/34	+8	14/16	13/11	3/2	6/5	16/20
Colorado State	33/34	(1)	17/17	7/12	5/4	4/4	23/21
SAN DIEGO STATE	35/42	(7)	10/10	7/12	9/4	8/5	14/14
New Mexico	36/37	(1)	14/17	10/11	1/3	10/6	17/19
Wyoming	40/34	+6	6/6	15/18	6/5	12/8	22/21
UNLV	34/43	(9)	16/11	12/13	6/2	7/6	17/19
Air Force	41/26	+15	24/16	14/16	6/2	9/5	13/17
UTAH	36/32	+4	17/7	10/17	3/2	12/5	14/20
TCU	42/32	+10	14/17	10/8	3/3	2/5	10/21
COLORADO STATE	48/29	+19	12/16	19/16	4/4	9/8	23/30
SAN DIEGO STATE	33/39	(6)	18/14	12/11	7/3	8/8	15/13
NEW MEXICO	29/45	(16)	12/16	11/18	7/3	11/6	21/20
WYOMING	38/27	+11	13/13	9/9	2/3	4/6	19/24
TCU	33/25	+8	13/15	12/13	4/1	7/5	14/20
New Mexico	33/36	(3)	11/15	6/15	3/1	9/2	14/20
San Diego State	36/41	(5)	7/12	9/6	4/2	2/8	10/12
Wofford	39/36	+3	14/12	10/13	1/4	9/4	22/20
Gonzaga	27/36	(9)	17/18	8/15	6/5	10/4	19/19
Florida	42/45	(3)	13/23	12/15	1/5	11/8	19/12

Note: Game totals are displayed in the format BYU/OPPONENT for each category



2010-11 INDIVIDUAL GAME-BY-GAME (POINTS-REBOUNDS-ASSISTS)

Opponent	Date	Score	WL	0		1		4		12		13		14	
				Davies	Abouo	Emery	Magnusson	Zylstra	Martineau						
FRESNO STATE	11/12/10	83-56	W	2-5-0	13-6-1	7-4-3	0-2-0	3-3-0	0-1-1						
UTAH STATE	11/17/10	78-72	W	0-1-0	13-4-0	10-3-0	1-3-1	0-1-0	0-0-0						
CHICAGO STATE	11/20/10	109-60	W	15-6-1	2-8-1	10-2-1	4-3-0	11-3-2	0-2-3						
MISSISSIPPI VALLEY	11/23/10	86-36	W	13-10-0	5-10-0	15-6-2	2-5-1	5-3-2	5-2-3						
vs South Florida	11/26/10	77-75	WOT	4-6-1	8-8-0	20-3-2	1-1-0	1-1-1	0-1-1						
vs Saint Mary's	11/27/10	74-73	W	9-6-0	4-4-1	15-3-1	2-4-0	0-0-0	3-0-0						
at Creighton	12/01/10	77-65	W	24-6-0	5-7-4	13-6-3	3-2-2	DNP	0-0-0						
vs Hawaii	12/04/10	78-57	W	9-4-3	2-1-1	6-3-4	11-3-0	3-0-0	2-2-2						
vs Vermont	12/08/10	86-58	W	12-1-2	11-6-2	11-5-4	3-3-2	0-2-0	0-0-0						
vs Arizona	12/11/10	87-65	W	11-1-0	9-5-0	7-3-4	3-4-1	0-0-0	4-1-0						
vs UCLA	12/18/10	79-86	L	18-6-0	0-1-0	15-4-1	2-1-0	3-0-0	0-0-0						
at Weber State	12/21/10	72-66	W	10-8-1	4-9-2	8-2-1	0-1-0	0-0-0	0-1-0						
UTEP	12/23/10	89-68	W	15-7-2	2-1-0	23-6-4	2-2-0	0-0-1	0-0-0						
at Buffalo	12/30/10	90-82	W	18-6-1	4-5-2	5-4-5	0-0-0	0-1-0	0-0-0						
FRESNO PACIFIC	01/01/11	93-57	W	4-5-3	6-5-3	12-5-4	2-3-1	0-3-0	3-1-3						
at UNLV	01/05/11	89-77	W	15-10-1	2-5-0	22-4-0	2-3-0	DNP	DNP						
AIR FORCE	01/08/11	76-66	W	10-6-1	8-4-1	8-3-5	3-2-0	0-0-0	DNP						
at Utah	01/11/11	104-79	W	12-1-0	0-3-1	20-3-3	0-1-2	0-0-1	0-0-0						
TCU	01/18/11	83-67	W	13-9-2	2-3-0	17-2-1	0-0-0	0-1-0	0-0-0						
at Colorado State	01/22/11	94-85	W	12-9-2	5-0-0	16-1-3	0-1-0	DNP	DNP						
SAN DIEGO STATE	01/26/11	71-58	W	14-5-2	2-4-0	4-6-2	DNP	DNP	DNP						
at New Mexico	01/29/11	77-86	L	15-8-2	9-2-0	6-4-3	0-0-0	0-0-0	DNP						
at Wyoming	02/02/11	69-62	W	20-9-0	3-4-1	12-2-1	0-2-0	0-0-0	DNP						
UNLV	02/05/11	78-64	W	4-3-1	10-1-0	15-5-4	0-2-1	0-0-0	0-0-0						
at Air Force	02/09/11	90-52	W	13-8-6	7-4-2	17-1-5	6-7-2	4-2-1	0-0-0						
UTAH	02/12/11	72-59	W	2-7-4	22-10-0	17-4-5	2-2-1	0-0-0	0-0-0						
at TCU	02/19/11	79-56	W	11-6-4	5-7-0	11-3-2	3-4-0	0-1-0	0-0-0						
COLORADO STATE	02/23/11	84-76	W	14-15-1	9-2-1	11-3-2	2-1-0	DNP	DNP						
at SAN DIEGO STATE	02/26/11	80-67	W	4-6-3	18-9-1	13-3-2	DNP	DNP	DNP						
NEW MEXICO	03/02/11	64-82	L	DNP	8-3-1	11-3-2	2-2-0	3-1-0	0-0-0						
WYOMING	03/05/11	102-78	W	DNP	25-7-0	18-1-2	1-6-4	0-2-0	0-0-1						
vs TCU	03/10/11	64-58	W	DNP	14-8-2	9-3-3	2-4-0	0-0-0	DNP						
vs New Mexico	03/11/11	87-76	W	DNP	2-7-0	14-5-5	1-2-0	DNP	0-0-0						
vs San Diego State	03/12/11	54-72	L	DNP	5-5-0	11-5-0	0-0-0	0-0-0	DNP						
vs Wofford	03/17/11	74-66	W	DNP	10-5-1	8-5-3	10-7-0	DNP	DNP						
vs Gonzaga	03/19/11	89-67	W	DNP	8-4-1	16-3-4	0-1-1	0-0-0	0-0-0						
vs Florida	03/24/11	74-83	LOT	DNP	6-2-1	9-3-1	6-3-2	0-0-1	DNP						

Opponent	Date	Score	WL	15		21		31		32		34		41	
				Anderson	Rogers	Collinsworth	Fredette	Hartsock	Collinsworth						
FRESNO STATE	11/12/10	83-56	W	2-2-1	4-3-0	4-1-3	24-3-8	21-5-0	3-7-1						
UTAH STATE	11/17/10	78-72	W	2-1-1	0-6-1	4-2-2	26-1-5	15-5-1	7-8-1						
CHICAGO STATE	11/20/10	109-60	W	2-6-0	6-7-2	12-7-5	27-1-2	5-3-3	15-6-3						
MISSISSIPPI VALLEY	11/23/10	86-36	W	9-5-0	0-0-0	4-3-3	16-3-6	12-6-0	0-0-0						
vs South Florida	11/26/10	77-75	WOT	0-0-0	0-0-0	5-2-2	32-3-4	6-7-4	DNP						
vs Saint Mary's	11/27/10	74-73	W	0-0-0	0-0-0	10-0-2	24-3-4	7-5-2	DNP						
at Creighton	12/01/10	77-65	W	0-1-0	DNP	12-10-2	13-5-3	7-4-2	DNP						
vs Hawaii	12/04/10	78-57	W	0-0-0	13-5-2	8-2-3	16-4-1	8-7-1	DNP						
vs Vermont	12/08/10	86-58	W	1-2-0	6-1-1	2-3-3	26-0-5	14-13-1	DNP						
vs Arizona	12/11/10	87-65	W	3-6-0	2-0-0	12-4-0	33-9-3	3-1-0	DNP						
vs UCLA	12/18/10	79-86	L	0-1-0	4-4-0	6-2-2	25-2-1	2-2-0	4-7-1						
at Weber State	12/21/10	72-66	W	DNP	0-1-0	5-5-2	28-3-4	6-6-0	11-3-1						
UTEP	12/23/10	89-68	W	2-1-1	5-2-0	3-0-3	25-8-9	10-5-1	2-7-1						
at Buffalo	12/30/10	90-82	W	DNP	7-2-0	3-3-0	34-2-6	19-6-0	0-4-3						
FRESNO PACIFIC	01/01/11	93-57	W	2-1-0	16-5-1	10-3-0	13-1-5	14-5-2	11-8-1						
at UNLV	01/05/11	89-77	W	DNP	0-1-0	3-3-3	39-6-5	6-7-0	DNP						
AIR FORCE	01/08/11	76-66	W	DNP	6-1-1	7-6-3	22-3-2	12-11-2	DNP						
at Utah	01/11/11	104-79	W	0-2-0	2-0-0	11-8-2	47-4-6	12-6-3	DNP						
TCU	01/18/11	83-67	W	0-0-0	6-4-1	10-9-4	21-3-5	14-9-1	DNP						
at Colorado State	01/22/11	94-85	W	0-2-1	0-1-0	16-6-6	42-4-4	3-3-1	DNP						
SAN DIEGO STATE	01/26/11	71-58	W	2-3-1	0-0-0	0-2-2	43-4-0	6-7-3	DNP						
at New Mexico	01/29/11	77-86	L	0-0-0	0-0-0	5-6-1	32-5-7	10-8-1	DNP						
at Wyoming	02/02/11	69-62	W	0-0-0	4-1-0	2-5-0	26-3-1	2-8-3	DNP						
UNLV	02/05/11	78-64	W	0-0-0	12-8-2	6-2-1	29-3-7	2-7-0	DNP						
at Air Force	02/09/11	90-52	W	DNP	11-5-0	DNP	25-4-5	7-7-3	DNP						
UTAH	02/12/11	72-59	W	0-0-0	0-1-0	2-5-1	23-2-5	4-3-1	DNP						
at TCU	02/19/11	79-56	W	0-0-0	15-1-0	1-8-3	23-2-2	10-8-3	DNP						
COLORADO STATE	02/23/11	84-76	W	0-1-0	0-2-1	4-8-3	34-5-2	10-6-2	DNP						
at SAN DIEGO STATE	02/26/11	80-67	W	0-2-0	5-2-0	0-2-0	25-3-9	15-5-3	DNP						
NEW MEXICO	03/02/11	64-82	L	4-1-0	3-3-0	0-1-2	33-5-6	0-6-1	DNP						
WYOMING	03/05/11	102-78	W	2-0-0	2-3-0	11-8-1	38-4-2	5-4-3	DNP						
vs TCU	03/10/11	64-58	W	0-0-0	0-0-0	5-8-2	24-3-2	10-7-4	DNP						
vs New Mexico	03/11/11	87-76	W	DNP	0-0-0	11-9-0	52-2-4	7-6-2	DNP						
vs San Diego State	03/12/11	54-72	L	0-2-0	2-1-0	2-7-3	30-6-2	4-6-2	DNP						
vs Wofford	03/17/11	74-66	W	2-0-0	0-1-0	2-11-3	32-4-7	10-5-0	DNP						
vs Gonzaga	03/19/11	89-67	W	2-0-1	10-3-0	6-7-2	34-2-6	13-3-2	DNP						
vs Florida	03/24/11	74-83	LOT	0-2-0	7-4-0	5-15-1	32-2-5	9-8-2	DNP						



INDIVIDUAL STATS - ALL GAMES

RECORD	OVERALL	HOME	AWAY	NEUTRAL
ALL GAMES	32-5	13-1	10-1	9-3
CONFERENCE	14-2	7-1	7-1	0-0
NON-CONFERENCE	18-3	6-0	3-0	9-3

##	Player	GP	GS	TOTAL				3-PTS			F-THROW			REBOUNDS			Avg	
				Min	Avg	FG	FGA	Pct	3FG	FGA	Pct	FT	FTA	Pct	Off	Def		Tot
32	FREDETTE, Jimmer	37	37	1323	35.8	346	765	.452	124	313	.396	252	282	.894	24	103	127	3.4
04	EMERY, Jackson	37	32	1202	32.5	151	354	.427	92	255	.361	68	82	.829	15	116	131	3.5
00	DAVIES, Brandon	29	26	721	24.9	115	219	.525	0	0	.000	93	138	.674	63	117	180	6.2
34	HARTSOCK, Noah	37	36	1100	29.7	123	247	.498	26	60	.433	48	58	.828	72	148	220	5.9
01	ABOUO, Charles	37	22	772	20.9	88	212	.415	24	83	.289	68	90	.756	52	127	179	4.8
41	COLLINSWORTH, Chris	9	4	147	16.3	16	39	.410	1	8	.125	20	27	.741	16	34	50	5.6
31	COLLINSWORTH, Kyle	36	27	926	25.7	78	162	.481	7	27	.259	46	81	.568	55	128	183	5.1
21	ROGERS, Stephen	36	0	368	10.2	43	105	.410	21	61	.344	41	48	.854	17	61	78	2.2
12	MAGNUSSON, Logan	35	0	407	11.6	29	67	.433	8	24	.333	10	19	.526	28	59	87	2.5
13	ZYLSTRA, Brock	29	0	150	5.2	10	32	.313	6	22	.273	7	12	.583	5	19	24	0.8
15	ANDERSON, James	31	1	237	7.6	14	43	.326	0	0	.000	7	26	.269	16	25	41	1.3
14	MARTINEAU, Nick	25	0	121	4.8	6	22	.273	3	12	.250	2	2	1.000	0	11	11	0.4
TM	TEAM														57	57	114	3.1
	Total	37				1019	2267	.449	312	865	.361	662	865	.765	420	1005	1425	38.5
	Opponents	37				902	2174	.415	218	666	.327	490	711	.689	395	925	1320	35.7

CONTINUED :

##	Player	PF	FO	A	TO	Blk	Stl	Pts	Avg
32	FREDETTE, Jimmer	49	0	160	131	1	49	1068	28.9
04	EMERY, Jackson	98	0	97	35	8	101	462	12.5
00	DAVIES, Brandon	90	4	43	44	27	20	323	11.1
34	HARTSOCK, Noah	84	0	59	35	61	21	320	8.6
01	ABOUO, Charles	83	2	30	40	11	29	268	7.2
41	COLLINSWORTH, Chris	16	1	12	8	0	4	53	5.9
31	COLLINSWORTH, Kyle	73	1	75	56	16	39	209	5.8
21	ROGERS, Stephen	26	0	12	22	8	10	148	4.1
12	MAGNUSSON, Logan	52	0	21	17	0	7	76	2.2
13	ZYLSTRA, Brock	13	0	9	4	0	8	33	1.1
15	ANDERSON, James	56	2	6	7	18	5	35	1.1
14	MARTINEAU, Nick	7	0	14	4	0	5	17	0.7
TM	TEAM	0			1			0	
	Total	647	10	538	404	150	298	3012	81.4
	Opponents	718	-	464	533	124	215	2512	67.9



INDIVIDUAL STATS - MWC GAMES

RECORD	OVERALL	HOME	AWAY	NEUTRAL
ALL GAMES	14-2	7-1	7-1	0-0
CONFERENCE	14-2	7-1	7-1	0-0
NON-CONFERENCE	0-0	0-0	0-0	0-0

###	Player	GP	GS	Min	Avg	TOTAL			3-PTS			F-THROW			REBOUNDS			
						FG	FGA	Pct	3FG	FGA	Pct	FT	FTA	Pct	Off	Def	Tot	Avg
32	FREDETTE, Jimmer	16	16	589	36.8	150	342	.439	57	133	.429	145	161	.901	10	50	60	3.8
04	EMERY, Jackson	16	16	534	33.4	73	161	.453	47	119	.395	25	27	.926	5	43	48	3.0
00	DAVIES, Brandon	14	14	395	28.2	54	111	.486	0	0	.000	51	74	.689	30	72	102	7.3
01	ABOUO, Charles	16	7	333	20.8	46	96	.479	14	36	.389	29	40	.725	19	49	68	4.3
34	HARTSOCK, Noah	16	16	513	32.1	42	94	.447	12	33	.364	22	26	.846	30	75	105	6.6
31	COLLINSWORTH, Kyle	15	10	365	24.3	26	57	.456	3	8	.375	23	31	.742	20	59	79	5.3
21	ROGERS, Stephen	16	0	172	10.8	23	53	.434	10	30	.333	10	10	1.000	7	26	33	2.1
12	MAGNUSSON, Logan	14	0	167	11.9	9	17	.529	2	8	.250	1	6	.167	10	23	33	2.4
13	ZYLSTRA, Brock	11	0	40	3.6	2	7	.286	0	3	.000	3	7	.429	2	5	7	0.6
15	ANDERSON, James	13	1	80	6.2	4	9	.444	0	0	.000	0	3	.000	5	6	11	0.8
14	MARTINEAU, Nick	8	0	11	1.4	0	3	.000	0	1	.000	0	0	.000	0	0	0	0.0
TM	TEAM														25	26	51	3.2
	Total	16				429	950	.452	145	371	.391	309	385	.803	163	434	597	37.3
	Opponents	16				395	944	.418	101	284	.356	223	313	.712	169	395	564	35.2

CONTINUED :

###	Player	PF	FO	A	TO	Blk	Stl	Pts	Avg
32	FREDETTE, Jimmer	23	0	68	64	0	24	502	31.4
04	EMERY, Jackson	44	0	42	19	5	43	218	13.6
00	DAVIES, Brandon	46	2	29	25	16	13	159	11.4
01	ABOUO, Charles	40	0	8	13	5	15	135	8.4
34	HARTSOCK, Noah	43	0	30	15	23	4	118	7.4
31	COLLINSWORTH, Kyle	31	1	32	26	8	10	78	5.2
21	ROGERS, Stephen	14	0	5	11	2	5	66	4.1
12	MAGNUSSON, Logan	21	0	10	5	0	4	21	1.5
13	ZYLSTRA, Brock	4	0	2	0	0	2	7	0.6
15	ANDERSON, James	20	0	2	2	10	1	8	0.6
14	MARTINEAU, Nick	2	0	1	0	0	0	0	0.0
TM	TEAM	0			0			0	
	Total	288	3	229	180	69	121	1312	82.0
	Opponents	313	-	212	218	51	96	1114	69.6

BRANDON DAVIES





2010-11 RESULTS & LEADERS - ALL GAMES

DATE	OPPONENT	W/L	SCORE	ATTENDANCE	POINTS	REBOUNDS
11/12/10	FRESNO STATE	W	83-56	22700	(24)FREDETTE, Jimmer	(7)COLLINSWORTH, Chris
11/17/10	UTAH STATE	W	78-72	17303	(26)FREDETTE, Jimmer	(8)COLLINSWORTH, Chris
*11/20/10	CHICAGO STATE	W	109-60	11544	(27)FREDETTE, Jimmer	(8)ABOUO, Charles
*11/23/10	MISSISSIPPI VALLEY	W	86-36	9207	(16)FREDETTE, Jimmer	(10)DAVIES, Brandon (10)ABOUO, Charles
*11/26/10	vs South Florida (2OT)	W	77-75	1100	(32)FREDETTE, Jimmer	(8)ABOUO, Charles
*11/27/10	vs Saint Mary's	W	74-73	1300	(24)FREDETTE, Jimmer	(6)DAVIES, Brandon
^ 12/01/10	at Creighton	W	77-65	15532	(24)DAVIES, Brandon	(10)COLLINSWORTH, Kyle
12/04/10	vs Hawaii	W	78-57	13312	(16)FREDETTE, Jimmer	(7)HARTSOCK, Noah
\$12/08/10	vs Vermont	W	86-58	6300	(26)FREDETTE, Jimmer	(13)HARTSOCK, Noah
12/11/10	vs Arizona	W	87-65	15814	(33)FREDETTE, Jimmer	(9)FREDETTE, Jimmer
# 12/18/10	vs UCLA	L	79-86	12499	(25)FREDETTE, Jimmer	(7)COLLINSWORTH, Chris
12/21/10	at Weber State	W	72-66	10453	(28)FREDETTE, Jimmer	(9)ABOUO, Charles
12/23/10	UTEP	W	89-68	13403	(25)FREDETTE, Jimmer	(8)FREDETTE, Jimmer
12/30/10	at Buffalo	W	90-82	5803	(34)FREDETTE, Jimmer	(6)HARTSOCK, Noah (6)DAVIES, Brandon
01/01/11	FRESNO PACIFIC	W	93-57	12762	(16)ROGERS, Stephen	(8)COLLINSWORTH, Chris
01/05/11	at UNLV	W	89-77	17942	(39)FREDETTE, Jimmer	(10)DAVIES, Brandon
01/08/11	AIR FORCE	W	76-66	22700	(22)FREDETTE, Jimmer	(11)HARTSOCK, Noah
01/11/11	at Utah	W	104-79	11243	(47)FREDETTE, Jimmer	(8)COLLINSWORTH, Kyle
01/18/11	TCU	W	83-67	16170	(21)FREDETTE, Jimmer	(9)DAVIES, Brandon (9)HARTSOCK, Noah (9)COLLINSWORTH, Kyle
01/22/11	at Colorado State	W	94-85	8745	(42)FREDETTE, Jimmer	(9)DAVIES, Brandon
01/26/11	SAN DIEGO STATE	W	71-58	22700	(43)FREDETTE, Jimmer	(7)HARTSOCK, Noah
01/29/11	at New Mexico	L	77-86	15411	(32)FREDETTE, Jimmer	(8)DAVIES, Brandon (8)HARTSOCK, Noah
02/02/11	at Wyoming	W	69-62	5131	(26)FREDETTE, Jimmer	(9)DAVIES, Brandon
02/05/11	UNLV	W	78-64	22700	(29)FREDETTE, Jimmer	(8)ROGERS, Stephen
02/09/11	at Air Force	W	90-52	6028	(25)FREDETTE, Jimmer	(8)DAVIES, Brandon
02/12/11	UTAH	W	72-59	22700	(23)FREDETTE, Jimmer	(10)ABOUO, Charles
02/19/11	at TCU	W	79-56	7258	(23)FREDETTE, Jimmer	(8)COLLINSWORTH, Kyle (8)HARTSOCK, Noah
02/23/11	COLORADO STATE	W	84-76	22700	(34)FREDETTE, Jimmer	(15)DAVIES, Brandon
02/26/11	at SAN DIEGO STATE	W	80-67	12414	(25)FREDETTE, Jimmer	(9)ABOUO, Charles
03/02/11	NEW MEXICO	L	64-82	22700	(33)FREDETTE, Jimmer	(6)HARTSOCK, Noah
03/05/11	WYOMING	W	102-78	22700	(38)FREDETTE, Jimmer	(8)COLLINSWORTH, Kyle
-03/10/11	vs TCU	W	64-58	14697	(24)FREDETTE, Jimmer	(8)ABOUO, Charles (8)COLLINSWORTH, Kyle
-03/11/11	vs New Mexico	W	87-76	18500	(52)FREDETTE, Jimmer	(9)COLLINSWORTH, Kyle
-03/12/11	vs San Diego State	L	54-72	18500	(30)FREDETTE, Jimmer	(7)COLLINSWORTH, Kyle
%03/17/11	vs Wofford	W	74-66	19216	(32)FREDETTE, Jimmer	(11)COLLINSWORTH, Kyle
%03/19/11	vs Gonzaga	W	89-67	19328	(34)FREDETTE, Jimmer	(7)COLLINSWORTH, Kyle
@03/24/11	vs Florida (OT)	L	74-83	12320	(32)FREDETTE, Jimmer	(15)COLLINSWORTH, Kyle

* South Padre Island Invitational

^ Mountain West-Missouri Valley Challenge


\$ Hometown Classic

John R. Wooden Classic

- Conoco MWC Championships

% NCAA Tournament Second/Third Round (Denver)

@ NCAA Regional Semifinals (New Orleans)



2010-2011 INDIVIDUAL GAME HIGHS

POINTS

52	FREDETTE, Jimmer vs New Mexico (03/11/11)
47	FREDETTE, Jimmer at Utah (01/11/11)
43	FREDETTE, Jimmer vs San Diego State (01/26/11)
42	FREDETTE, Jimmer at Colorado State (01/22/11)
39	FREDETTE, Jimmer at UNLV (01/05/11)

FIELD GOALS MADE

22	FREDETTE, Jimmer vs New Mexico (03/11/11)
16	FREDETTE, Jimmer at Utah (01/11/11)

FIELD GOAL ATT.

37	FREDETTE, Jimmer vs New Mexico (03/11/11)
29	FREDETTE, Jimmer vs Florida (03/24/11)

FG PCT (MIN 5 MADE)

1.000 (6-6)	DAVIES, Brandon vs Chicago State (11/20/10)
1.000 (5-5)	HARTSOCK, Noah vs Gonzaga (03/19/11)
1.000 (5-5)	DAVIES, Brandon at Air Force (02/09/11)
1.000 (5-5)	DAVIES, Brandon vs Arizona (12/11/10)

3-POINT FG MADE

7	FREDETTE, Jimmer vs Gonzaga (03/19/11)
7	FREDETTE, Jimmer vs New Mexico (03/11/11)
7	FREDETTE, Jimmer at UNLV (01/05/11)

3-POINT FG ATT.

15	FREDETTE, Jimmer vs Florida (03/24/11)
14	FREDETTE, Jimmer vs New Mexico (03/11/11)
14	FREDETTE, Jimmer vs Utah State (11/17/10)

3-PT FG PCT (MIN 2 MADE)

1.000 (3-3)	HARTSOCK, Noah vs Gonzaga (03/19/11)
1.000 (3-3)	HARTSOCK, Noah at Buffalo (12/30/10)
1.000 (2-2)	HARTSOCK, Noah vs Air Force (01/08/11)

FREE THROWS MADE

16	FREDETTE, Jimmer vs UNLV (02/05/11)
16	FREDETTE, Jimmer at Colorado State (01/22/11)

FREE THROW ATT.

17	FREDETTE, Jimmer at Colorado State (01/22/11)
16	FREDETTE, Jimmer vs Colorado State (02/23/11)
16	DAVIES, Brandon vs Colorado State (02/23/11)
16	FREDETTE, Jimmer vs UNLV (02/05/11)

FT PCT (MIN 3 MADE)

1.000 (16-16)	FREDETTE, Jimmer vs UNLV (02/05/11)
1.000 (12-12)	FREDETTE, Jimmer vs New Mexico (03/02/11)

1.000 (11-11)	ROGERS, Stephen vs Fresno Pacific (01/01/11)
1.000 (9-9)	FREDETTE, Jimmer at Utah (01/11/11)
1.000 (8-8)	FREDETTE, Jimmer vs South Florida (11/26/10)
1.000 (7-7)	FREDETTE, Jimmer vs Florida (03/24/11)
1.000 (7-7)	FREDETTE, Jimmer vs Air Force (01/08/11)
1.000 (6-6)	FREDETTE, Jimmer vs TCU (03/10/11)
1.000 (6-6)	ABOUO, Charles vs Wyoming (03/05/11)
1.000 (6-6)	FREDETTE, Jimmer vs Vermont (12/08/10)
1.000 (6-6)	ABOUO, Charles vs Utah State (11/17/10)
1.000 (5-5)	FREDETTE, Jimmer vs Gonzaga (03/19/11)
1.000 (5-5)	EMERY, Jackson vs Utah (02/12/11)
1.000 (5-5)	HARTSOCK, Noah vs TCU (01/18/11)
1.000 (5-5)	ROGERS, Stephen vs UTEP (12/23/10)
1.000 (5-5)	FREDETTE, Jimmer vs UTEP (12/23/10)
1.000 (5-5)	DAVIES, Brandon vs Mississippi Valley (11/23/10)
1.000 (5-5)	HARTSOCK, Noah vs Utah State (11/17/10)
1.000 (5-5)	FREDETTE, Jimmer vs Fresno State (11/12/10)
1.000 (4-4)	ABOUO, Charles vs Wofford (03/17/11)
1.000 (4-4)	EMERY, Jackson vs Wofford (03/17/11)
1.000 (4-4)	ROGERS, Stephen at TCU (02/19/11)
1.000 (4-4)	FREDETTE, Jimmer at Air Force (02/09/11)
1.000 (4-4)	EMERY, Jackson at Wyoming Cowboys (02/02/11)
1.000 (4-4)	ABOUO, Charles at Buffalo (12/30/10)
1.000 (4-4)	FREDETTE, Jimmer vs Hawaii (12/04/10)
1.000 (4-4)	ABOUO, Charles vs St. Mary's College (11/27/10)
1.000 (4-4)	ABOUO, Charles vs Fresno State (11/12/10)
1.000 (3-3)	ROGERS, Stephen vs Gonzaga (03/19/11)
1.000 (3-3)	EMERY, Jackson at SAN DIEGO STATE (02/26/11)
1.000 (3-3)	DAVIES, Brandon at Air Force (02/09/11)
1.000 (3-3)	DAVIES, Brandon at New Mexico (01/29/11)
1.000 (3-3)	EMERY, Jackson at Utah (01/11/11)
1.000 (3-3)	FREDETTE, Jimmer at Weber State (12/21/10)

REBOUNDS

15	COLLINSWORTH, Kyle vs Florida (03/24/11)
15	DAVIES, Brandon vs Colorado State (02/23/11)

ASSISTS

9	FREDETTE, Jimmer at SAN DIEGO STATE (02/26/11)
9	FREDETTE, Jimmer vs UTEP (12/23/10)

STEALS

6	EMERY, Jackson vs Utah (02/12/11)
6	EMERY, Jackson vs UTEP (12/23/10)

BLOCKED SHOTS

5	ANDERSON, James vs San Diego State (01/26/11)
5	HARTSOCK, Noah at Creighton (12/01/10)



BYU GAME HIGHS

POINTS	109	CHICAGO STATE (11/20/10)
	104	at Utah (01/11/11)
	102	WYOMING (03/05/11)
	94	at Colorado State (01/22/11)
	93	FRESNO PACIFIC (01/01/11)
FIELD GOALS MADE	38	CHICAGO STATE (11/20/10)
	36	at Utah (01/11/11)
FIELD GOAL ATTEMPTS	82	CHICAGO STATE (11/20/10)
	78	vs South Florida (11/26/10)
FIELD GOAL PCT.	.579 (33-57)	at Air Force (02/09/11)
	.559 (33-59)	vs Vermont (12/08/10)
3 PT FIELD GOALS MADE	15	at Air Force (02/09/11)
	14	vs Gonzaga (03/19/11)
	14	at SAN DIEGO STATE (02/26/11)
	14	at Utah (01/11/11)
	14	at UNLV (01/05/11)
3 PT FG ATTEMPTS	37	vs Florida (03/24/11)
	31	CHICAGO STATE (11/20/10)
3 PT FG PCT.	.583 (14-24)	at SAN DIEGO STATE (02/26/11)
	.583 (14-24)	at Utah (01/11/11)
FREE THROWS MADE	35	COLORADO STATE (02/23/11)
	24	at TCU (02/19/11)
	24	UNLV (02/05/11)
	24	vs Arizona (12/11/10)
FREE THROW ATTEMPTS	43	COLORADO STATE (02/23/11)
	38	CHICAGO STATE (11/20/10)
FREE THROW PCT.	.960 (24-25)	UNLV (02/05/11)
	.875 (21-24)	FRESNO PACIFIC (01/01/11)
	.875 (14-16)	vs Florida (03/24/11)
REBOUNDS	57	MISSISSIPPI VALLEY (11/23/10)
	57	CHICAGO STATE (11/20/10)
ASSISTS	24	at Air Force (02/09/11)
	23	FRESNO PACIFIC (01/01/11)
	23	CHICAGO STATE (11/20/10)
STEALS	16	CHICAGO STATE (11/20/10)
	13	MISSISSIPPI VALLEY (11/23/10)
BLOCKED SHOTS	9	SAN DIEGO STATE (01/26/11)
	8	at Weber State (12/21/10)
TURNOVERS	19	COLORADO STATE (02/23/11)
	19	vs UCLA (12/18/10)
FOULS	27	vs UCLA (12/18/10)
	23	COLORADO STATE (02/23/11)
	23	at Colorado State (01/22/11)

BYU GAME LOWS

POINTS	54	vs #7/#6 San Diego State (03/12/11)
	64	NEW MEXICO (03/02/11)
	64	vs TCU (03/10/11)
	69	at Wyoming Cowboys (02/02/11)
	71	SAN DIEGO STATE (01/26/11)
FIELD GOALS MADE	19	vs #7/#6 San Diego State (03/12/11)
	20	NEW MEXICO (03/02/11)
FIELD GOAL ATTEMPTS	48	at TCU (02/19/11)
	50	vs TCU (03/10/11)
FIELD GOAL PCT.	.321 (25-78)	vs South Florida (11/26/10)
	.322 (19-59)	vs #7/#6 San Diego State (03/12/11)
3 PT FIELD GOALS MADE	4	vs UCLA (12/18/10)
	4	UTAH (02/12/11)
3 PT FG ATTEMPTS	12	UTAH (02/12/11)
	14	vs St. Mary's College (11/27/10)
3 PT FG PCT.	.192 (5-26)	NEW MEXICO (03/02/11)
	.208 (5-24)	at Wyoming Cowboys (02/02/11)
FREE THROWS MADE	8	at Creighton (12/01/10)
	9	at Air Force (02/09/11)
FREE THROW ATTEMPTS	11	at Air Force (02/09/11)
	13	vs Vermont (12/08/10)
	13	vs #7/#6 San Diego State (03/12/11)
FREE THROW PCT.	.500 (17-34)	vs South Florida (11/26/10)
	.571 (8-14)	at Creighton (12/01/10)
REBOUNDS	26	vs St. Mary's College (11/27/10)
	27	vs Gonzaga (03/19/11)
ASSISTS	5	vs UCLA (12/18/10)
	6	at Wyoming Cowboys (02/02/11)
STEALS	2	vs UCLA (12/18/10)
	2	at TCU (02/19/11)
	2	vs #7/#6 San Diego State (03/12/11)
BLOCKED SHOTS	1	FRESNO STATE (11/12/10)
	1	UTEP (12/23/10)
	1	AIR FORCE (01/08/11)
	1	at New Mexico (01/29/11)
	1	vs Wofford (03/17/11)
	1	vs Florida (03/24/11)
TURNOVERS	5	vs South Florida (11/26/10)
	5	at Utah (01/11/11)
FOULS	6	FRESNO PACIFIC (01/01/11)
	10	at TCU (02/19/11)
	10	vs #7/#6 San Diego State (03/12/11)

JACKSON EMERY



2010-11 CATEGORY LEADERS

POINTS	G	Pts	Pts/G	ROGERS, Stephen	43	105	.410	3-POINT FGS MADE	G	Made	Made/G
FREDETTE, Jimmer	37	1068	28.9	ANDERSON, James	14	43	.326	FREDETTE, Jimmer	37	124	3.4
EMERY, Jackson	37	462	12.5	ZYLSTRA, Brock	10	32	.313	EMERY, Jackson	37	92	2.5
DAVIES, Brandon	29	323	11.1	MARTINEAU, Nick	6	22	.273	HARTSOCK, Noah	37	26	0.7
HARTSOCK, Noah	37	320	8.6					ABOUO, Charles	37	24	0.6
ABOUO, Charles	37	268	7.2	FIELD GOAL ATT	G	Att	Att/G	ROGERS, Stephen	36	21	0.6
COLLINSWORTH, Kyle	36	209	5.8	FREDETTE, Jimmer	37	765	20.7	FT PERCENTAGE	FT	ATT	Pct
ROGERS, Stephen	36	148	4.1	EMERY, Jackson	37	354	9.6	MARTINEAU, Nick	2	2	1.000
MAGNUSSON, Logan	35	76	2.2	HARTSOCK, Noah	37	247	6.7	FREDETTE, Jimmer	252	282	.894
COLLINSWORTH, Chris	9	53	5.9	DAVIES, Brandon	29	219	7.6	ROGERS, Stephen	41	48	.854
ANDERSON, James	31	35	1.1	ABOUO, Charles	37	212	5.7	EMERY, Jackson	68	82	.829
ZYLSTRA, Brock	29	33	1.1					HARTSOCK, Noah	48	58	.828
MARTINEAU, Nick	25	17	0.7	FIELD GOALS MADE	G	Made	Made/G	ABOUO, Charles	68	90	.756
				FREDETTE, Jimmer	37	346	9.4	COLLINSWORTH, Chris	20	27	.741
SCORING AVERAGE	G	Pts	Avg/G	EMERY, Jackson	37	151	4.1	DAVIES, Brandon	93	138	.674
FREDETTE, Jimmer	37	1068	28.9	HARTSOCK, Noah	37	123	3.3	ZYLSTRA, Brock	7	12	.583
EMERY, Jackson	37	462	12.5	DAVIES, Brandon	29	115	4.0	COLLINSWORTH, Kyle	46	81	.568
DAVIES, Brandon	29	323	11.1	ABOUO, Charles	37	88	2.4	MAGNUSSON, Logan	10	19	.526
HARTSOCK, Noah	37	320	8.6					ANDERSON, James	7	26	.269
ABOUO, Charles	37	268	7.2	3-POINT PERCENTAGE	3FG	ATT	Pct	FREE THROW ATT	G	Att	Att/G
COLLINSWORTH, Chris	9	53	5.9	HARTSOCK, Noah	26	60	.433	FREDETTE, Jimmer	37	282	7.6
COLLINSWORTH, Kyle	36	209	5.8	FREDETTE, Jimmer	124	313	.396	DAVIES, Brandon	29	138	4.8
ROGERS, Stephen	36	148	4.1	EMERY, Jackson	92	255	.361	ABOUO, Charles	37	90	2.4
MAGNUSSON, Logan	35	76	2.2	ROGERS, Stephen	21	61	.344	EMERY, Jackson	37	82	2.2
ZYLSTRA, Brock	29	33	1.1	MAGNUSSON, Logan	8	24	.333	COLLINSWORTH, Kyle	36	81	2.3
ANDERSON, James	31	35	1.1	ABOUO, Charles	24	83	.289	FREE THROWS MADE	G	Made	Made/G
MARTINEAU, Nick	25	17	0.7	ZYLSTRA, Brock	6	22	.273	FREDETTE, Jimmer	37	252	6.8
				COLLINSWORTH, Kyle	7	27	.259	DAVIES, Brandon	29	93	3.2
FG PERCENTAGE	FG	ATT	Pct	MARTINEAU, Nick	3	12	.250	ABOUO, Charles	37	68	1.8
DAVIES, Brandon	115	219	.525	COLLINSWORTH, Chris	1	8	.125	EMERY, Jackson	37	68	1.8
HARTSOCK, Noah	123	247	.498	3-POINT FG ATT	G	Att	Att/G	HARTSOCK, Noah	37	48	1.3
COLLINSWORTH, Kyle	78	162	.481	FREDETTE, Jimmer	37	313	8.5				
FREDETTE, Jimmer	346	765	.452	EMERY, Jackson	37	255	6.9				
MAGNUSSON, Logan	29	67	.433	ABOUO, Charles	37	83	2.2				
EMERY, Jackson	151	354	.427	ROGERS, Stephen	36	61	1.7				
ABOUO, Charles	88	212	.415	HARTSOCK, Noah	37	60	1.6				
COLLINSWORTH, Chris	16	39	.410								





2010-11 CATEGORY LEADERS CONTINUED

REBOUNDS			G	Reb	OFFENSIVE REB			G	No.	HARTSOCK, Noah 37 1100 29.7			
Reb/G					Avg/G					COLLINSWORTH, Kyle 36 926 25.7			
HARTSOCK, Noah			37	220	HARTSOCK, Noah			37	72	ABOUO, Charles 37 772 20.9			
COLLINSWORTH, Kyle			36	183	DAVIES, Brandon			29	63				
DAVIES, Brandon			29	180	COLLINSWORTH, Kyle			36	55				
ABOUO, Charles			37	179	ABOUO, Charles			37	52				
EMERY, Jackson			37	131	MAGNUSSON, Logan			35	28				
REBOUND AVERAGE			G	Reb	DEFENSIVE REB			G	No.	FOULS			
Avg/G					Avg/G					Per/G			
DAVIES, Brandon			29	180	HARTSOCK, Noah			37	148	EMERY, Jackson 37 98 2.6			
HARTSOCK, Noah			37	220	COLLINSWORTH, Kyle			36	128	DAVIES, Brandon 29 90 3.1			
COLLINSWORTH, Chris			9	50	ABOUO, Charles			37	127	HARTSOCK, Noah 37 84 2.3			
COLLINSWORTH, Kyle			36	183	DAVIES, Brandon			29	117	ABOUO, Charles 37 83 2.2			
ABOUO, Charles			37	179	EMERY, Jackson			37	116	COLLINSWORTH, Kyle 36 73 2.0			
ASSISTS			G	No.	A/G	BLOCKED SHOTS			G	No.	FOULOUTS		
Blk/G						Blk/G					Per/G		
FREDETTE, Jimmer			37	160	HARTSOCK, Noah			37	61	DAVIES, Brandon 29 4			
EMERY, Jackson			37	97	DAVIES, Brandon			29	27	ANDERSON, James 31 2			
COLLINSWORTH, Kyle			36	75	ANDERSON, James			31	18	ABOUO, Charles 37 2			
HARTSOCK, Noah			37	59	COLLINSWORTH, Kyle			36	16	COLLINSWORTH, Chris 9 1			
DAVIES, Brandon			29	43	ABOUO, Charles			37	11	COLLINSWORTH, Kyle 36 1			
STEALS			G	No.	S/G	MINUTES			G	No.	TURNOVERS		
Min/G						Min/G					Per/G		
EMERY, Jackson			37	101	FREDETTE, Jimmer			37	1323	FREDETTE, Jimmer 37 131 3.5			
FREDETTE, Jimmer			37	49	EMERY, Jackson			37	1202	COLLINSWORTH, Kyle 36 56 1.6			
COLLINSWORTH, Kyle			36	39						DAVIES, Brandon 29 44 1.5			
ABOUO, Charles			37	29						ABOUO, Charles 37 40 1.1			
HARTSOCK, Noah			37	21						HARTSOCK, Noah 37 35 0.9			
										EMERY, Jackson 37 35 0.9			

BRANDON DAVIES



NOAH HARTSOCK



INDIVIDUAL HONORS

JAMES ANDERSON

Academic All-MWC

BRANDON DAVIES

All-MWC Third Team

JACKSON EMERY

All-MWC Second Team
MWC Defensive Player of the Year
MWC All-Defensive Team
Academic All-MWC
NABC All-District 17 Second Team
USBWA All-District VIII
MWC Player of the Week (Feb. 14)
BYU career and single-season steals leader
South Padre Island Invitational All-Tournament Team

JIMMER FREDETTE

Nation's leading scorer (28.9 points per game)
John R. Wooden Award
Naismith Men's College Player of the Year
Oscar Robertson Trophy (USBWA National Player of the Year)
NABC National Player of the Year
AP National Player of the Year
Sporting News National Player of the Year
ESPY Male College Athlete of the Year
Adolph Rupp Trophy
Basketball Times National Player of the Year
CBSSports.com National Player of the Year
SI.com National Player of the Year
Lowe's Senior CLASS Award
John R. Wooden Award All-America Team
AP All-America First Team
Sporting News All-America First Team

State Farm Coaches' All-America Team for NABC Division I First Team
USBWA All-America First Team
CBSSports.com All-America First Team
SI.com All-America First Team
Yahoo! Sports All-America First Team
FoxSports.com All-America First Team
Lute Olson All-America Team
MWC Player of the Year
All-MWC First Team
MWC All-Tournament
NABC All-District 17 First Team
USBWA All-District VIII First Team
USBWA District VIII Player of the Year
USBWA National Player of the Week (Dec. 13)
Dick Vitale National Player of the Week (Dec. 13, Jan. 10, Jan. 17)
ESPN.com Weekly Watch National Player of the Week (Jan. 10, Jan. 17)
MWC Player of the Week (Nov. 29, Dec. 13, Jan. 3, Jan. 10, Jan. 17, Jan. 24, Feb. 7, Feb. 28)
South Padre Island Invitational MVP
Bob Cousy Award Finalist (Final 5)

NOAH HARTSOCK

All-MWC Honorable Mention
Academic All-MWC
South Padre Island Invitational All-Tournament Team

NICK MARTINEAU

Mountain West Scholar Athlete
Student Athlete Academic Center Scholar-Athlete

DAVE ROSE

MWC Co-Coach of the Year
USBWA District VIII Coach of the Year
Naismith Coach of the Year Finalist in 2011



JIMMER, WITH COACHING STAFF, POSING WITH THE 2011 NAISMITH PLAYER OF THE YEAR TROPHY



2011-12 BYU BASKETBALL RADIO/TV ROSTER



0
BRANDON DAVIES
Junior, Forward
6-9, 235



1
CHARLES ABOU
Senior, Guard/Forward
6-5, 215




2
CRAIG CUSICK
Freshman, Guard
6-2, 185



3
AUSTIN NELSON
Freshman, Guard
6-0, 160




5
CHRIS COLLINWORTH
Sophomore, Forward
6-9, 235



10
MATT CARLINO
Freshman, Guard
6-2, 175




12
JOSH SHARP
Freshman, Forward
6-7, 185



13
BROCK ZYLSTRA
Junior, Guard/Forward
6-6, 210



14
NICK MARTINEAU
Sophomore, Guard
6-0, 170



15
JAREN SWEENEY
Freshman, Forward/Guard
6-5, 190



20
ANSON WINDER
Freshman, Guard
6-3, 195



21
STEPHEN ROGERS
Sophomore, Forward
6-8, 195




24
DAMARCUS HARRISON
Freshman, Guard
6-5 190



33
NATE AUSTIN
Freshman, Center/Forward
6-11, 230



34
NOAH HARTSOCK
Senior, Forward
6-8, 230



35
MICHAEL BOSWELL
Freshman, Forward
6-9, 215



42
IAN HARWARD
Freshman, Center/Forward
6-11, 215



DAVE ROSE
Head Coach
Seventh Season

PRONUNCIATION GUIDE

CHARLES ABOU
a-BOO-oh

MATT CARLINO
car-LEE-no

DAMARCUS HARRISON
duh-MARCUS

IAN HARWARD
HAR-word

NICK MARTINEAU
MART-in-oh

ANSON WINDER
AN-son WINE-der

BROCK ZYLSTRA
ZIL-stra

BYUBASKETBALL



THE 22,700-SEAT BYU MARRIOTT CENTER
166-16 Home Record Over the last 12 seasons

- No. 17 all-time in NCAA in total victories
- Five-straight seasons ranked in the top 25
- 26 NCAA Tournaments appearances
- Back-to-back 30-win seasons in 2009-10 and 2010-11
- 29 Regular Season Conference Championships
- 53-game home winning streak from 2005 to 2008
- 45 NBA Draft selections, including seven first-round picks
- Two National Players of the Year
- Two Basketball Hall of Fame Inductees
- Top 25 average attendance in 36 of last 40 season

