



# BYU BASKETBALL

TWENTY THIRTEEN TWENTY FOURTEEN ALMANAC







**T**he 2013-14 BYU Basketball Almanac has been designed to provide local, regional and national media with useful information about the BYU basketball program, its history and tradition. Additionally, information is available online via [BYUcougars.com](http://BYUcougars.com). Should you require additional information, such as photographs, video or additional media guides, please contact the BYU Athletic Communications office at (801) 422-8948. We appreciate your coverage of BYU basketball and look forward to working with you this season.

### **BYU BASKETBALL - WINNING TRADITION**

- 1951 and 1966 NIT Champions
- 27 NCAA Tournament Appearances
- 29 Regular Season Conference Championships
- Two National Players of the Year – Danny Ainge and Jimmer Fredette
- Jimmer Fredette – 2010-11 scoring champ at 28.9 points per game
- Tied for 13th all-time in NCAA in total victories
- NCAA Academic Progress Rate recognition – 2006 to 2012
- 25 All-Americans and five Academic All-Americans
- Five MWC Players of the Year
- 2007, 2008, 2009 and 2011 Conference Champions
- .781 (100-28) – Dave Rose's conference winning percentage
- 209-66 (.760) – Dave Rose's coaching record
- Dave Rose – three-time MWC Coach of the Year
- 13 postseason invitations in last 14 years
- 53-game home winning streak from 2005 to 2008
- 194-22 (.898) home record in last 14 years
- 2010-11 final rankings of No. 10 (AP Poll), No. 13 (Coaches Poll)
- 2009-10 final rankings of No. 17 (AP Poll), No. 22 (Coaches Poll)
- Back-to-back 30-win seasons – 30 in 2009-10 and 32 in 2010-11
- Five-straight seasons ranked in the top 25 (2007 to 2011)
- Eight-straight 20-win seasons (2006 to 2013)
- Six-straight NCAA Tournament appearances (2007 to 2012)
- 15-game win streak in 2009-10, second longest in program history
- Two 10-game win streaks in 2010-11, first time in program history
- Ranked No. 1 in free throw percentage in the nation (2010)
- Ranked No. 2 in the nation in scoring offense (2010)
- Ranked No. 2 in the nation in scoring margin (2010)
- Ranked No. 2 in the nation in 3-point field goal percentage (2010)
- Ranked No. 5 in the nation in winning percentage (2011)
- Ranked No. 5 in the nation in scoring margin (2011)
- Ranked No. 6 in the nation in assists (2012)
- Ranked No. 7 in the nation in scoring offense (2011)
- Ranked No. 10 in the nation in free throw percentage (2011)



# 1 INTRODUCTION

Winning Tradition . . . . . 1  
 Table of Contents . . . . . 2  
 2013-14 Schedule . . . . . 3  
 Quick Facts . . . . . 4-5  
 Season Preview . . . . . 6-7  
 Honors Candidates . . . . . 8  
 Roster . . . . . 9

# 8 MEET THE COUGARS

Nate Austin . . . . . 10-11  
 Matt Carlino . . . . . 12-13  
 Tyler Haws . . . . . 14-15  
 Josh Sharp . . . . . 16-17  
 Anson Winder . . . . . 18-19  
 Kyle Collinsworth . . . . . 20-21  
 Chase Fischer . . . . . 22  
 Skyler Halford . . . . . 22  
 Frank Bartley IV . . . . . 23  
 Andrew Johnston . . . . . 23  
 Eric Mika . . . . . 24  
 Graham Pingree . . . . . 24  
 Luke Worthington . . . . . 25  
 Individual Career Statistics . . . . . 26-32

# 38 BYU COACHING STAFF

Dave Rose . . . . . 34-37  
 Terry Nashif . . . . . 38  
 Tim LaComb . . . . . 38  
 Mark Pope . . . . . 39  
 Cody Fueger . . . . . 39  
 Basketball Support Staff . . . . . 40

# 45 THE UNIVERSITY

Athletic Administration . . . . . 41  
 This is BYU . . . . . 42-43  
 Marriott Center . . . . . 44-47

# 52 OPPONENTS/CONFERENCE

All-Time Series Records . . . . . 48-49  
 Series vs. Opponent Results . . . . . 50-53

# 58 BYU HOOPS HISTORY

BYU Basketball Tradition . . . . . 54-55  
 Cougars in Conference . . . . . 56  
 Conference Tournament Results . . . . . 57  
 Conference Championships . . . . . 58-59  
 All-Time Results . . . . . 60-76  
 All-Time Lettermen . . . . . 77-79  
 Coaching Records . . . . . 80-81  
 Year-by-Year Team Statistics . . . . . 82-83  
 NCAA Tournament Results . . . . . 84  
 NIT Results . . . . . 85  
 Tournament Results . . . . . 86

# 92 ALL-TIME HONORS

Danny Ainge . . . . . 88  
 Jimmer Fredette . . . . . 89  
 Kresimir Cosic . . . . . 90  
 Stan Watts . . . . . 91  
 All-Americans . . . . . 92  
 Conference Honors . . . . . 93  
 All-Conference Performers . . . . . 94-95  
 Cougars in the Pros . . . . . 96-97

# 103 BYU HOOP RECORDS

Individual Career Records . . . . . 99-101  
 Year-by-Year Season Leaders . . . . . 102  
 Individual Season Records . . . . . 103-104  
 Individual Game Records . . . . . 105  
 Team Season Records . . . . . 106-108  
 Team Game Records . . . . . 109  
 1,000 Point Club . . . . . 110-114  
 Marriott Center Records . . . . . 115  
 NCAA Individual Records . . . . . 116  
 NIT Individual Records . . . . . 117  
 NCAA Record Book . . . . . 118  
 BYU Poll History . . . . . 118-119  
 BYU vs. Ranked Teams . . . . . 120-121



# 122 2012-13 SEASON REVIEW

Season Review . . . . . 122  
 Game Results . . . . . 123  
 Team Statistics . . . . . 124  
 WCC and NCAA Statistics . . . . . 125  
 Team Game-by-Game . . . . . 126  
 Individual Game-by-Game . . . . . 127  
 Individual Statistics-All Games . . . . . 128  
 Individual Statistics-WCC Games . . . . . 129  
 Results and Leaders . . . . . 130  
 Individual Game Highs . . . . . 131  
 Team Game Highs/Lows . . . . . 132  
 Category Leaders . . . . . 133-134  
 Individual Honors . . . . . 135



## MEDIA GUIDE CREDITS

**Produced by:** Blaine Pannell and Kyle Chilton

**Layout & Design by:** Blaine Pannell

**Editorial content provided by:** Kyle Chilton

**Editing by:** Kyle Chilton, Kevin Nielsen, Sugene Lee and Spencer Shamo

**Photography by:** Mark Philbrick, Jaren Wilkey

**Printing by:** BYU Print Services

## 2013-2014 SCHEDULE

| DATE      | OPPONENT                  | PLACE              | TIME      | TV               |
|-----------|---------------------------|--------------------|-----------|------------------|
| Oct. 23   | Cougar Tipoff ^           | Provo, Utah        | 7 p.m.    | BYUtvSports.com  |
| Oct. 26   | Colorado College ^        | Provo, Utah        | 7 p.m.    | BYUtv            |
| Nov. 2    | Alaska Anchorage ^        | Provo, Utah        | 7 p.m.    | BYUtv            |
| Nov. 8    | Weber State               | Provo, Utah        | 7 p.m.    | BYUtv            |
| Nov. 11   | Stanford+                 | Stanford, CA       | 8 p.m.    | ESPN2            |
| Nov. 15   | Mount St. Mary's@         | Provo, Utah        | 7 p.m.    | BYUtv            |
| Nov. 16   | Colorado Mesa@            | Provo, Utah        | 7:30 p.m. | BYUtv            |
| Nov. 20   | Iowa State                | Provo, Utah        | 7:30 p.m. | ESPN2            |
| Nov. 25   | vs. Texas@                | Kansas City, MO    | 6:30 p.m. | ESPNU            |
| Nov. 26   | vs. DePaul/Wichita State@ | Kansas City, MO    | TBA       | ESPN2/ESPNU      |
| Nov. 30   | vs. Utah State#           | Salt Lake City, UT | 7 p.m.    | BYUtv            |
| Dec. 3    | North Texas               | Provo, Utah        | 7 p.m.    | BYUtv            |
| Dec. 7    | vs. UMass~                | Springfield, MA    | 1:30 p.m. | CBS Sports       |
| Dec. 11   | Prairie View A&M          | Provo, Utah        | 7 p.m.    | BYUtv            |
| Dec. 14   | at Utah                   | Salt Lake City, UT | 8 p.m.    | Pac-12 Network   |
| Dec. 21   | at Oregon                 | Eugene, OR         | 7:30 p.m. | Pac-12 Network   |
| Dec. 28   | at Loyola Marymount*      | Los Angeles, CA    | 1 p.m.    | TWC/Root Sports  |
| Dec. 30   | at Pepperdine*            | Malibu, CA         | 7 p.m.    | TWC              |
| Jan. 4    | San Diego*                | Provo, Utah        | 7 p.m.    | BYUtv            |
| Jan. 9    | Pepperdine*               | Provo, Utah        | 7 p.m.    | BYUtv            |
| Jan. 11   | Loyola Marymount*         | Provo, Utah        | 7 p.m.    | BYUtv            |
| Jan. 16   | at San Francisco*         | San Francisco, CA  | 6 p.m.    | ESPNU            |
| Jan. 18   | at Santa Clara*           | Santa Clara, CA    | 7 p.m.    | Root Sports      |
| Jan. 23   | at Portland*              | Portland, OR       | 7 p.m.    | Root Sports      |
| Jan. 25   | at Gonzaga*               | Spokane, Wash.     | 7 p.m.    | ESPN2            |
| Jan. 30   | Pacific*                  | Provo, Utah        | 7 p.m.    | BYUtv            |
| Feb. 1    | Saint Mary's*             | Provo, Utah        | 8 p.m.    | ESPN2            |
| Feb. 6    | Santa Clara*              | Provo, Utah        | 9 p.m.    | ESPNU            |
| Feb. 8    | San Francisco*            | Provo, Utah        | 7 p.m.    | BYUtv            |
| Feb. 13   | at Pacific*               | Stockton, CA       | 8 p.m.    | Root Sports      |
| Feb. 15   | at Saint Mary's*          | Moraga, CA         | 5 p.m.    | ESPN2            |
| Feb. 20   | Gonzaga*                  | Provo, Utah        | 7 p.m.    | ESPN/ESPN2       |
| Feb. 22   | Portland*                 | Provo, Utah        | 7 p.m.    | BYUtv            |
| Mar. 1    | at San Diego*             | San Diego, CA      | 1 p.m.    | TWC/Root Sports  |
| Mar. 6-11 | at WCC Championships      | Las Vegas, Nev.    | TBA       | ESPN/ESPN2/ESPNU |

^ Exhibition

+ ESPN Tip-Off Marathon

@ College Basketball Experience Hall of Fame Classic

# at EnergySolutions Arena

~ Basketball Hall of Fame Holiday Showcase

\* WCC Game

All times local to site



# COUGAR BASKETBALL 2013-2014

## ::Quick Facts

### UNIVERSITY INFORMATION

Location: . . . . . Provo, Utah  
 Founded: . . . . . Oct. 15, 1875  
 Elevation: . . . . . 4,553 feet  
 Enrollment: . . . . . 33,336  
 Nickname: . . . . . Cougars  
 Mascot: . . . . . Cosmo  
 Colors: . . . . . Blue and White  
 Arena (capacity): . . . . . Marriott Center (20,900)  
 Conference: . . . . . West Coast Conference  
 President: . . . . . Cecil O. Samuelson  
 Athletics Director: . . . . . Tom Holmoe

### BYU TEAM INFO

2012-13 Overall Record: . . . . . 24-12  
 Conference Record/Finish: . . . . . 10-6 (3rd WCC)  
 2013 Postseason: . . . . . NIT, 3-1  
 lost to Baylor, 76-70 (NIT Semifinals)  
 2013 Final National Ranking: . . . . . NR/NR  
 Starters Returning/Lost: . . . . . 4\*/2  
 Lettermen Returning/Lost: . . . . . 6\*/8  
 Newcomers: . . . . . 7  
 \*Includes Kyle Collinworth, who started 27 games in 2010-11



### BASKETBALL STAFF

Head Coach: . . . . . Dave Rose  
 Alma Mater (year): . . . . . Houston (1983)  
 Record at School (years): . . . . . 209-66 (9th year)  
 Career Div. I Record (years): . . . . . same  
 Office phone for head coach: . . . . . Call SID  
 Best time/day to reach coach: . . . . . Call SID  
 Basketball Office Fax: . . . . . (801) 422-5965  
 Assistant Coaches (Alma Mater, year):  
 . . . . . Terry Nashif (BYU, 2005)  
 . . . . . Tim LaComb (Utah, 2006)  
 . . . . . Mark Pope (Kentucky, 1996)  
 Director of Basketball Operations:  
 . . . . . Cody Fueger (Utah, 2006)

### PROGRAM HISTORY

First Year of Basketball: . . . . . 1903  
 Overall All-Time Record: . . . . . 1690-1025 (.622)  
 Winning Seasons: . . . . . 86 (last 2013)  
 Conference Championships: . . . . . 29 (last 2011)  
 Postseason Appearances (record): . . . . . 38 (30-39)  
 Total NCAA Appearances (record): . . . . . 27 (15-30)  
 Last NCAA Appearance: . . . . . 2012  
 Result: . . . . . (1-1) lost, NCAA Second Round  
 (Louisville) vs. Marquette, 88-68  
 Total NIT Appearances (Record): . . . . . 11 (15-9)  
 Last NIT Appearance: . . . . . 2013  
 Result: . . . . . (3-1) lost vs. Baylor, 76-70



**MEDIA RELATIONS**

Basketball Media Relations: . . . . . Kyle Chilton  
Office Phone: . . . . .801-422-4909  
Cell Phone: . . . . .801-372-2080  
Email: . . . . . kyle\_chilton@byu.edu  
Associate AD Communications: . . . . . Duff Tittle  
Office Phone: . . . . .801-422-8948  
Cell Phone: . . . . .801-372-4401  
Email: . . . . . duff\_tittle@byu.edu  
Media Relations Main Office: . . . .801-422-8948  
Media Relations Fax: . . . . .801-422-0633  
Website: . . . . . www.byucougars.com  
Address: . . . . . 30 SFH, Provo, UT 84602-2239  
Marriott Center Pressrow Phone: . .801-422-3675





# THIS IS COUGAR BASKETBALL



2013-14 COUGAR BASKETBALL SEASON PREVIEW

**BYU basketball returns an experienced core and welcomes a talented crop of newcomers in 2013-14. The Cougars will be looking to continue their current streaks of eight-straight 20-win seasons and eight-straight trips to the postseason.**

Under Dave Rose, BYU has averaged 26 wins since 2005-06 and had a streak of six-straight trips to the NCAA Tournament (2007 to 2012) sandwiched by trips to the NIT in 2006 and 2013. In 2012-13, the Cougars finished 24-12 and advanced to the semifinals of the NIT at Madison Square Garden.

#### RETURNING PLAYERS

Returning to lead BYU is junior Tyler Haws, a con-

tender for the nation's leading scorer. Haws played his freshman season in 2009-10 before serving a two-year mission for The Church of Jesus Christ of Latter-day Saints in the Philippines. In his first season back, Haws averaged 21.7 points per game to lead the West Coast Conference and finished seventh in the nation. The Alpine, Utah, native shot .483 from the field, .381 from three and .877 from the free throw line.

Also back is junior point guard Matt Carlino. The native of Arcadia, Ariz., averaged 11.5 points, 3.6 rebounds, 4.8 assists and 1.8 steals in his second year as BYU's starting point guard. He currently ranks among the program's all-time leaders in career assists and steals per game.

Other returnees from the 2012-13 squad include junior forwards Josh Sharp and Nate Austin and junior guard Anson Winder. Sharp emerged as a starter after playing sparingly as a freshman. He averaged 4.4 points and 3.9 rebounds while shooting .567 from the field. Austin got off to a slow start last season due to shoulder surgery during the summer of 2012. He came on strong in the NIT where he started all four games, shot .727 from the field and averaged 7.8 rebounds, 1.5 blocks and 1.0 steals per game.

In two seasons at BYU, Winder has seen action on the wing and at the point. His sophomore campaign never got on track after dealing with an ankle injury in the preseason as he averaged 2.1 points and 1.0 rebounds. Winder will be hoping to return to his freshman-year form when he posted averages of 4.3 points, 1.6 boards, 1.7 assists and 1.0 steals.

Also returning to the Cougar lineup is 6-foot-6 guard Kyle Collinworth, who started as a freshman on BYU's 2011 Sweet 16 team before serving a two-year mission for the LDS Church in Russia. Collinworth proved to be an athletic and versatile player in 2010-11 as he averaged 5.8 points, 5.1 rebounds, 2.1 assists and 1.1 steals. He will give BYU another steady and creative ball-handler who has the ability to get to the rim and defend multiple positions.

TYLER HAWS





## NEWCOMERS

The newcomers are headlined by 6-foot-10 big-man Eric Mika, who comes to BYU from Lone Peak High School in Alpine, Utah, the 2013 MaxPreps National Champions. Mika averaged 16.4 points, 11.2 rebounds and 1.7 blocks and shot .671 from the field, while earning MaxPreps.com third-team All-America honors. ESPN.com and Scout.com ranked him third among high school centers in the 2013 class.

Guard Skyler Halford comes to BYU after a decorated sophomore campaign at Salt Lake Community College. An NJCAA first-team All-American, Halford led SLCC to a 29-5 record and SWAC and Region 18 titles. He averaged 17.4 points, 4.5 rebounds, 4.0 assists and 1.6 steals while shooting .461 from the field, .393 from three and .908 from the free throw line.

Freshman Frank Bartley, IV is an athletic wing from Baton Rouge, La., who played last season at Future College Prep in California. At 6-foot-3, Bartley will give BYU versatility on the wing, proven by his impressive numbers in one season at Future College: 19.0 points, 8.5 rebounds, 6.7 assists, 3.3 steals and 1.0 blocks per game.

At 6-foot-10, 245, freshman Luke Worthington will give BYU a physical presence in the post. The Mequon, Wis., native averaged 13.6 points and 10.0 rebounds at Homestead High School and was ranked in the top 50 nationally among power forwards by ESPN.com.

Also new to the program is Wake Forest transfer Chase Fischer. The 6-foot-3 guard played his freshman and sophomore seasons at Wake Forest where he averaged 6.3 points as a freshman and 4.5 points as a sophomore. Fischer enjoyed a highly successful high school career at Ripley High School in Ripley, W.Va., where he was named a first-team Parade All-American as a senior in 2011 when he averaged 32 points per game. Fischer will sit out the 2013-14 season due to NCAA transfer rules.

Rose added two nonscholarship players to the roster in Andrew Johnston and Graham Pingree. Johnston, a 6-foot-3 guard from St. George, Utah, was a member of the practice squad in 2009-10 before serving a mission in Chile. Pingree is a 6-foot-8 freshman forward from Greenwood Village, Colo.

## SCHEDULE

BYU's nonconference schedule is highlighted by matchups with in-state foes Weber State, Utah State and Utah, road trips to play Stanford, UMass and Oregon, a home game with Iowa State and the



KYLE COLLINSWORTH

College Basketball Experience Hall of Fame Classic in Kansas City. West Coast Conference play begins on Dec. 28 at Loyola Marymount.



**TYLER HAWS • ALL-AMERICA CANDIDATE**

- Named to the 2013 All-West Coast Conference Team and first-team All-District by the USBWA and the NABC
- Two-time WCC Player of the Week in 2012-13 on Dec. 31 and Jan. 14
- Was seventh in the NCAA in scoring at 21.7 points per game (only the fifth Cougar in history to rank among the nation's top 10 in scoring)
- Is the second-leading scorer among returning players in the NCAA
- Scored more points as a sophomore than any other player in BYU history
- Scored a career-high 42 points against Virginia Tech, tied for eighth all-time in BYU history
- Averaged 27.8 points per game in leading BYU to the NIT semifinals at Madison Square Garden
- Scored 20-plus points 25 times and 30-plus points three times in 2012-13
- Shot .483 from the field, .381 from three and .877 from the free throw line
- His 1,177 career points are more than any other player in BYU history through his sophomore season



**MATT CARLINO • ALL-WCC CANDIDATE**

- Averaged 11.5 points, 3.6 rebounds, 4.8 assists and 1.8 steals, shot .408 from the field and .335 from the 3-point line
- Named WCC Player of the Week on Feb. 2, 2013 after averaging 20.5 points, 5.0 assists and 2.5 steals against Pepperdine and Santa Clara
- BYU's career leader in assists per game at 4.7 and third all-time in steals per game at 1.6
- Scored in double figures 21 times, scored 20-plus points 5 times, led the team in scoring 5 times and assists 23 times
- Posted 3-plus assists 26 times and recorded 9 assists in three of the last four games
- Posted season highs of 28 points (vs. Santa Clara), 7 rebounds (3 times), 10 assists (vs. Tennessee State) and 5 steals (at San Francisco)
- Hit a 3-pointer in 14-straight games between Jan. 3 and Feb. 19 to tie for the eighth-longest streak of consecutive games with a 3-pointer



**KYLE COLLINSWORTH • ALL-WCC CANDIDATE**

- Averaged 5.8 points, 5.1 rebounds, 2.1 assists and 1.1 steals while shooting .481 from the field, .259 from three and .568 from the free throw line in 2010-11
- Posted season highs of 16 points, 15 rebounds, 6 assists, 4 steals and 3 blocks
- Scored in double figures 10 times, had double-figure rebounds 3 times and had 1 double-double
- Led the team in rebounds 11 times and assists 5 times
- Posted 15 rebounds against Florida in the NCAA Tournament
- Had 11 points and 9 boards vs. New Mexico in the MWC Tournament
- Had 11 points, 8 rebounds and 4 assists vs. Wyoming
- At Colorado State had 16 points, 6 rebounds and 6 assists
- Posted 12 points and 10 boards at Creighton



**2013-14 BYU NUMERICAL ROSTER**

| No. | Name              | Pos. | Ht.  | Wt. | Yr. | Hometown (Previous School)                 |
|-----|-------------------|------|------|-----|-----|--|
| 00  | Eric Mika         | F    | 6-10 | 230 | Fr. | Alpine, Utah (Lone Peak HS)                |
| 2   | Matt Carlino      | G    | 6-2  | 175 | Jr. | Arcadia, Ariz. (Bloomington South HS)      |
| 3   | Tyler Haws        | G    | 6-5  | 200 | Jr. | Alpine, Utah (Lone Peak HS)                |
| 5   | Kyle Collinsworth | G    | 6-6  | 215 | So. | Provo, Utah (Provo HS)                     |
| 12  | Josh Sharp        | F    | 6-7  | 185 | Jr. | Highland, Utah (Utah)                      |
| 13  | Andrew Johnston   | G    | 6-3  | 185 | So. | St. George, Utah (Snow Canyon)             |
| 20  | Anson Winder      | G    | 6-3  | 195 | Jr. | Las Vegas, Nev. (Bishop Gorman HS)         |
| 23  | Skyler Halford    | G    | 6-1  | 180 | Jr. | Orem, Utah (SLCC)                          |
| 24  | Frank Bartley IV  | G    | 6-3  | 200 | Fr. | Baton Rouge, La. (Future College Prep)     |
| 30  | Chase Fischer     | G    | 6-3  | 195 | Jr. | Ripley, W.Va. (Wake Forest)                |
| 33  | Nate Austin       | F    | 6-11 | 230 | Jr. | Alpine, Utah (Lone Peak HS)                |
| 41  | Luke Worthington  | F    | 6-10 | 245 | Fr. | Mequon, Wis. (Homestead HS)                |
| 45  | Graham Pingree    | F    | 6-8  | 235 | Fr. | Greenwood Village, Colo. (Cherry Creek HS) |

**COACHING STAFF**

|                                    |   |
|------------------------------------|---|
| Head Coach:                        | Dave Rose, 9th year (Houston, 1983)   |
| Alma Mater:                        | Houston, 1983   |
| Hometown:                          | Houston, Texas  |
| Overall/BYU Record:                | 209-66 (9th year)   |
| Playing Career:                    | Houston, 1980-83  |
| Assistant Coaches:                 | Terry Nashif, 7th year (BYU, 2005)<br>Tim LaComb, 4th year (Utah, 2006)<br>Mark Pope, 3rd year (Kentucky, 1996) |
| Director Basketball Operations:    | Cody Fueger, 1st year (Utah, 2006)  |
| Coordinator of Player Development: | Garrett Faucette, 2nd year (BYU, 2008)  |
| Strength and Conditioning Coach:   | Bob Medina, 1st year (UNLV, 1988)   |
| Team Trainer:                      | Robert Ramos, 12th year (BYU, 1995)   |

**2013-14 BYU ALPHABETICAL ROSTER**

| No. | Name              | Pos. | Ht.  | Wt. | Yr. | Hometown (Previous School)                 |
|-----|-------------------|------|------|-----|-----|--|
| 33  | Nate Austin       | F    | 6-11 | 230 | Jr. | Alpine, Utah (Lone Peak HS)                |
| 24  | Frank Bartley IV  | G    | 6-3  | 200 | Fr. | Baton Rouge, La. (Future College Prep)     |
| 2   | Matt Carlino      | G    | 6-2  | 175 | Jr. | Arcadia, Ariz. (Bloomington South HS)      |
| 5   | Kyle Collinsworth | G    | 6-6  | 215 | So. | Provo, Utah (Provo HS)                     |
| 30  | Chase Fischer     | G    | 6-3  | 195 | Jr. | Ripley, W.Va. (Wake Forest)                |
| 23  | Skyler Halford    | G    | 6-1  | 180 | Jr. | Orem, Utah (SLCC)                          |
| 3   | Tyler Haws        | G    | 6-5  | 200 | Jr. | Alpine, Utah (Lone Peak HS)                |
| 13  | Andrew Johnston   | G    | 6-3  | 185 | So. | St. George, Utah (Snow Canyon)             |
| 00  | Eric Mika         | F    | 6-10 | 230 | Fr. | Alpine, Utah (Lone Peak HS)                |
| 45  | Graham Pingree    | F    | 6-8  | 235 | Fr. | Greenwood Village, Colo. (Cherry Creek HS) |
| 12  | Josh Sharp        | F    | 6-7  | 185 | Jr. | Highland, Utah (Utah)                      |
| 20  | Anson Winder      | G    | 6-3  | 195 | Jr. | Las Vegas, Nev. (Bishop Gorman HS)         |
| 41  | Luke Worthington  | F    | 6-10 | 245 | Fr. | Mequon, Wis. (Homestead HS)                |

33

## NATE AUSTIN

JUNIOR • FORWARD • 6-11 • 230 • ALPINE, UTAH

**SOPHOMORE (2012-13)**

- Was 17th in the WCC in rebounding, 13th in blocked shots, 9th in offensive rebounds
- Played in all 36 games and started 7, including the last 5-straight
- Recorded 3-plus steals once and at least one block in 14 games
- Recorded double-figure rebounds once, against Baylor in the final game of the season
- Led the team in rebounding 4 times
- Posted season highs of 9 points (at Gonzaga, vs. Baylor), 11 rebounds (vs. Baylor), 4 assists (vs. Eastern New Mexico), 3 steals (at Iowa State) and 3 blocks (twice)
- Averaged 3.6 points, 4.6 rebounds and 0.6 blocks, shot .477 from the field and .585 from the free throw line
- Hit 14 of 22 from the field (.636) in the last 8 games of the season

**FRESHMAN (2011-12)**

- Played in every game and started 1 game
- Posted season highs of 15 points, 10 rebounds, 3 assists and 2 blocks
- Tied for 10th in the WCC in offensive rebounds in league games
- Career-high 15 points came on 7 of 8 shooting vs. Weber State
- Hit 3-pointers in four-straight games (Northern Arizona, Oregon, Weber State, Utah)
- Averaged 4.1 points and 3.8 rebounds and added 15 blocks and 9 steals
- Shot .553 from the field and .304 from three

**BEFORE BYU**

- Helped Lone Peak to a 22-3 record as a senior
- Earned first-team all-state honors as a senior
- Averaged 11.5 points while helping the Knights to a trip to the state title game in 2009
- Helped Lone Peak win the 2008 state title
- Played with fellow Cougars Tyler Haws and Josh Sharp at Lone Peak
- Coached by Quincy Lewis
- Played for Salt Lake Metro club team directed by Dave Hammer and coached by Marty Haws

- At Las Vegas Spring Showcase scored 24 points and grabbed 22 rebounds in a gold bracket quarterfinal game

**PERSONAL**

- Parents are Randy and Leslie Austin
- Served a mission for The Church of Jesus Christ of Latter-day Saints in McAllen, Texas
- Also recruited by Boise State and Utah State



## CAREER STATISTICS (ALL GAMES)

| YEAR         | GP        | GS       | MIN         | AVG         | FG         | FGA        | PCT         | 3FG       | 3FGA      | 3PCT        | FT        | FTA       | PCT         | OFF        | DEF        | TOT        | AVG        | PF         | FO        | A         | TO        | BLK       | STL       | PTS        | AVG        |
|--------------|-----------|----------|-------------|-------------|------------|------------|-------------|-----------|-----------|-------------|-----------|-----------|-------------|------------|------------|------------|------------|------------|-----------|-----------|-----------|-----------|-----------|------------|------------|
| 2011-12      | 35        | 1        | 450         | 12.9        | 58         | 107        | .542        | 7         | 23        | .304        | 20        | 39        | .513        | 53         | 79         | 132        | 3.8        | 95         | 6         | 19        | 20        | 15        | 9         | 143        | 4.1        |
| 2012-13      | 36        | 7        | 631         | 17.5        | 52         | 109        | .477        | 3         | 15        | .200        | 24        | 41        | .585        | 77         | 88         | 165        | 4.6        | 92         | 5         | 20        | 21        | 23        | 21        | 131        | 3.6        |
| <b>TOTAL</b> | <b>71</b> | <b>8</b> | <b>1081</b> | <b>15.2</b> | <b>110</b> | <b>216</b> | <b>.509</b> | <b>10</b> | <b>38</b> | <b>.263</b> | <b>44</b> | <b>80</b> | <b>.550</b> | <b>130</b> | <b>167</b> | <b>297</b> | <b>4.2</b> | <b>187</b> | <b>11</b> | <b>39</b> | <b>41</b> | <b>38</b> | <b>30</b> | <b>274</b> | <b>3.9</b> |

## CAREER STATISTICS (CONFERENCE GAMES)

| YEAR         | GP        | GS       | MIN        | AVG         | FG        | FGA       | PCT         | 3FG      | 3FGA      | 3PCT        | FT        | FTA       | PCT         | OFF       | DEF       | TOT        | AVG        | PF        | FO       | A         | TO        | BLK       | STL       | PTS        | AVG        |
|--------------|-----------|----------|------------|-------------|-----------|-----------|-------------|----------|-----------|-------------|-----------|-----------|-------------|-----------|-----------|------------|------------|-----------|----------|-----------|-----------|-----------|-----------|------------|------------|
| 2011-12      | 16        | 1        | 230        | 14.4        | 28        | 52        | .538        | 2        | 10        | .200        | 12        | 22        | .545        | 33        | 36        | 69         | 4.3        | 48        | 4        | 9         | 8         | 5         | 5         | 70         | 4.4        |
| 2012-13      | 16        | 0        | 281        | 17.6        | 20        | 39        | .513        | 1        | 8         | .125        | 7         | 15        | .467        | 29        | 39        | 68         | 4.3        | 41        | 2        | 8         | 9         | 10        | 9         | 48         | 3.0        |
| <b>TOTAL</b> | <b>32</b> | <b>1</b> | <b>511</b> | <b>16.0</b> | <b>48</b> | <b>91</b> | <b>.527</b> | <b>3</b> | <b>18</b> | <b>.167</b> | <b>19</b> | <b>37</b> | <b>.514</b> | <b>62</b> | <b>75</b> | <b>137</b> | <b>4.3</b> | <b>89</b> | <b>6</b> | <b>17</b> | <b>17</b> | <b>15</b> | <b>14</b> | <b>118</b> | <b>3.7</b> |

## CAREER HIGHS

Points: 15, Weber State – 12/07/11

Rebounds: 11, vs. Baylor – 4/2/13

Assists: 4, vs. Eastern New Mexico – 12/18/12

Steals: 3, at Iowa State – 12/01/12

Blocks: 3, twice, last, vs. Washington – 3/19/13

FG made: 7, Weber State – 12/07/11


FG attempts: 8, Weber State – 12/07/11

3FG made: 1, 10 times, last, at Gonzaga – 1/24/13

3FG attempts: 2, 11 times, last, at Gonzaga – 1/24/13

FT made: 5, vs. Northern Arizona – 12/27/12


FT attempts: 6, vs. Northern Arizona – 12/27/12



2

## MATT CARLINO

JUNIOR • GUARD • 6-2 • 175 • ARCADIA, ARIZ.



## SOPHOMORE (2012-13)

- WCC Player of the Week on Feb. 2, 2013, after he averaged 20.5 points, 5.0 assists and 2.5 steals in wins against Pepperdine and Santa Clara
- Was 19th in the WCC in scoring, 5th in assists per game, 3rd in steals, 9th in 3-point field goals, 7th in assist/turnover ratio; was 1st in steals conference games only
- Was 84th in the NCAA in assists per game, 99th in steals per game and 140th in assist to turnover ratio
- His 64 steals are fourth most in a season in BYU history and 1.8 steals per game is eighth-best average
- His 171 assists are third most in a season in BYU history and 4.8 assists per game is 11th-best average
- Hit a 3-pointer in 14-straight games between Jan. 3 and Feb. 19 to tie for the eighth-longest streak of consecutive games with a 3-pointer
- Played in all 36 games and started 32, scored in double figures 21 times, scored 20-plus points 5 times, led the team in scoring 5 times and assists 23 times
- Posted 3-plus assists 26 times and recorded 9 assists in three of the last four games
- Posted season highs of 28 points (vs. Santa Clara), 7 rebounds (3 times), 10 assists (vs. Tennessee State) and 5 steals (at San Francisco)
- Averaged 11.5 points, 3.6 rebounds, 4.8 assists and 1.8 steals, shot .408 from the field and .335 from the 3-point line
- Averaged 13.6 points and 4.8 assists during WCC play

## FRESHMAN (2011-12)

- Named All-WCC Honorable Mention and to the WCC All-Freshman Team
- Averaged 12.2 points, 4.6 assists, 3.0 rebounds and 1.4 steals and started in 24 of 25 games played
- Posted season highs of 30 points, 7 rebounds, 11 assists and 4 steals
- In league games was 14th in scoring, 4th in assists, T-9th in steals, T-12th in 3-point FGs and 3rd in assist/turnover ratio
- Had 3-plus threes 7 times, 3-plus steals 6 times and 20-plus points 3 times
- Scored in double figures in 15 games and led the team in scoring 4 times and assists 16 times
- Shot .401 from the field, .331 from three and .759 from the free throw line
- Posted BYU's only 30-point game of the season with 30 points on 13 of 19 shooting, including the game-winner, at

## San Francisco

- Went for 18 points and 5 assists vs. No. 24 Gonzaga in Provo
- Scored 22 points and added 6 assists, 1 block and 2 steals vs. UC Santa Barbara
- Totaled 22 points, 8 assists, 1 block and 1 steal vs. Santa Clara

## REDSHIRT - (2010-2011)

- Matt Carlino redshirted in 2010-11 as a freshman

## BEFORE BYU

## BLOOMINGTON SOUTH HIGH SCHOOL

- Led Bloomington South to a 23-1 record while averaging 13.4 points, 5.9 rebounds and 4.3 assists per game
- Led Bloomington South to the 4A State Regional Finals and a No. 1 ranking for much of the season
- Named to Indiana Junior All-Star Team and to All-Conference Indiana Team
- Graduated after his junior season
- Coached by J.R. Holmes

## HIGHLAND HIGH SCHOOL

- As a sophomore led Highland to a 29-4 record and a trip to the state championship game while averaging 19.7 points, 6.2 rebounds, 5.5 assists and 2.7 steals per game
- Named first-team all-state, Fiesta Region Player of the Year and East Valley Player of the Year
- Scored 30-plus points six times
- As a freshman led Highland to a 24-6 record while averaging 16.2 points, 6.8 rebounds, 5.6 assists and 1.9 steals per game
- Scored 20-plus points eight times and 30-plus three times and set a career high with 35 points
- Named first-team All-Fiesta Region and second-team all-state
- Coach by his father, Mark Carlino

## PERSONAL

- Parents are Mark and Brett Carlino
- Has one younger sister, Cate, and one younger brother, Jack
- Father, Mark, played basketball at Arizona State and uncle Brock Brunkhorst played basketball at Arizona
- Lists former Utah Jazz great, John Stockton, and New York Yankees' closer Mariano Rivera as his sports heroes

## CAREER STATISTICS (ALL GAMES)


| YEAR         | GP        | GS        | MIN         | AVG         | FG         | FGA        | PCT         | 3FG       | 3FGA       | 3PCT        | FT        | FTA        | PCT         | OFF       | DEF        | TOT        | AVG        | PF         | FO       | A          | TO         | BLK      | STL        | PTS        | AVG         |
|--------------|-----------|-----------|-------------|-------------|------------|------------|-------------|-----------|------------|-------------|-----------|------------|-------------|-----------|------------|------------|------------|------------|----------|------------|------------|----------|------------|------------|-------------|
| 2011-12      | 25        | 24        | 692         | 27.7        | 110        | 274        | .401        | 41        | 124        | .331        | 44        | 58         | .759        | 9         | 66         | 75         | 3          | 58         | 2        | 115        | 75         | 7        | 36         | 305        | 12.2        |
| 2012-13      | 36        | 32        | 1034        | 28.7        | 154        | 377        | .408        | 56        | 167        | .335        | 51        | 71         | .718        | 23        | 105        | 128        | 3.6        | 58         | 171      | 98         | 2          | 64       | 415        | 11.5       |             |
| <b>TOTAL</b> | <b>61</b> | <b>56</b> | <b>1726</b> | <b>28.3</b> | <b>264</b> | <b>651</b> | <b>.406</b> | <b>97</b> | <b>291</b> | <b>.333</b> | <b>95</b> | <b>129</b> | <b>.736</b> | <b>32</b> | <b>171</b> | <b>203</b> | <b>3.3</b> | <b>116</b> | <b>2</b> | <b>286</b> | <b>173</b> | <b>9</b> | <b>100</b> | <b>720</b> | <b>11.8</b> |

## CAREER STATISTICS (CONFERENCE GAMES)

| YEAR         | GP        | GS        | MIN        | AVG         | FG         | FGA        | PCT         | 3FG       | 3FGA       | 3PCT        | FT        | FTA       | PCT         | OFF       | DEF       | TOT        | AVG        | PF        | FO       | A          | TO        | BLK      | STL       | PTS        | AVG         |
|--------------|-----------|-----------|------------|-------------|------------|------------|-------------|-----------|------------|-------------|-----------|-----------|-------------|-----------|-----------|------------|------------|-----------|----------|------------|-----------|----------|-----------|------------|-------------|
| 2011-12      | 16        | 16        | 437        | 27.3        | 72         | 177        | .407        | 23        | 77         | .299        | 29        | 41        | .707        | 7         | 43        | 50         | 3.1        | 37        | 2        | 74         | 36        | 4        | 22        | 196        | 12.3        |
| 2012-13      | 16        | 16        | 505        | 31.6        | 82         | 188        | .436        | 26        | 71         | .366        | 30        | 43        | .698        | 8         | 44        | 52         | 3.3        | 27        | 0        | 77         | 48        | 2        | 37        | 220        | 13.8        |
| <b>TOTAL</b> | <b>32</b> | <b>32</b> | <b>942</b> | <b>29.4</b> | <b>154</b> | <b>365</b> | <b>.422</b> | <b>49</b> | <b>148</b> | <b>.331</b> | <b>59</b> | <b>84</b> | <b>.702</b> | <b>15</b> | <b>87</b> | <b>102</b> | <b>3.2</b> | <b>64</b> | <b>2</b> | <b>151</b> | <b>84</b> | <b>6</b> | <b>59</b> | <b>416</b> | <b>13.0</b> |

## CAREER HIGHS

Points: 30, at San Francisco – 2/16/12  
 Rebounds: 7, 5 times, last vs. Washington – 3/19/13  
 Assists: 11, Buffalo – 12/20/11  
 Steals: 5, at San Francisco – 1/05/12  
 Blocks: 1, 9 times, last vs. Portland – 2/16/13  
 FG made: 13, at San Francisco – 2/16/12  
 FG attempts: 23, at Gonzaga – 2/23/12  
 3FG made: 5, 3 times, last vs. Baylor – 4/02/13  
 3FG attempts: 14, vs. Baylor – 4/02/13  
 FT made: 7, at Portland – 2/4/12  
 FT attempts: 8, at Portland – 2/4/12



3

# TYLER HAWS

JUNIOR • GUARD • 6-5 • 200 • ALPINE, UTAH



## SOPHOMORE (2012-13)

- A team captain
- Named to All-West Coast Conference First Team, USBWA All-District VIII First Team and NABC All-District 9 First Team
- Named to the Coaches vs. Cancer All-Tournament Team
- Received Bronze Honors on the WCC Commissioner's Honor Roll
- Named WCC Player of the Week, SI.com and NBCSports.com National Player of the Week on Dec. 31, 2012, after scoring 42 points vs. Virginia Tech
- Named WCC Player of the Week on Jan. 14, 2013, after averaging 24 points and shooting .643 from the field, .400 from three and .909 from the free throw line vs. Pepperdine and Santa Clara
- Ranked 7th in the NCAA in scoring (the only BYU sophomore to finish in the top 10 and only the fifth Cougar to do so), 102nd in field goal percentage and 17th in free throw percentage
- Ranked 1st in the WCC in scoring, T17th in rebounding, 9th in field goal percentage, 2nd in free throw percentage, 12th in steals, 13th in 3-point field goal percentage and 3rd in minutes played
- Set the BYU sophomore records for points scored with 780 (4th all-time) and points per game at 21.7 (10th all-time)
- Joined Danny Ainge as the only BYU players to reach 1,000 career points during their sophomore seasons
- Had 25 games with 20 or more points in 2012-13, ranked fourth all-time for a single season and the most by a BYU sophomore
- Haws's 42 points against Virginia Tech are tied for eighth all-time in a single game at BYU and are the most by a sophomore and the most by a player not named Jimmer Fredette since Bob Skousen scored 47 against UCLA on Dec. 2, 1961 in the Smith Fieldhouse
- Shot .877 from the free throw line in 2012-13, the sixth-best single-season percentage in program history
- BYU's all-time leader in career NIT points (111) and NIT scoring average (27.8)
- Holds BYU's single-game NIT scoring record with 37 points vs. Washington, also tied for the most points by a Cougar in a postseason game (NCAA Tournament or NIT)
- Scored in double figures 34 times, 20-plus points 25 times, 30-plus points 3 times and 40-plus points once
- Had 3-plus steals 5 times, hit 3-plus threes 4 times, led the team in scoring 21 times, rebounding 3 times and assists 6 times
- Averaged 21.7 points, 4.6 rebounds, 2.0 assists and 1.3 steals and shot .483 from the field, .381 from three and .877 from the free throw line

## FRESHMAN (2009-10)

- Named to All-MWC Third Team, Academic All-MWC and the HoopTV Las Vegas Classic All-Tournament Team
- Named Male Rookie of the Year at the Y Awards and was named team's Most Inspirational Player at the team banquet
- Averaged 11.3 points and 4.2 rebounds and shot .498 from the field, .368 from three and .917 from the free throw line — a school record for freshmen and the fourth-best percentage in NCAA history for freshmen

- Posted season highs of 24 points, 11 rebounds, 6 assists, 4 steals and 2 blocks
- Was 15th in the MWC in scoring, 20th in rebounding and 1st in free throw percentage and 4th in the NCAA in free throw percentage
- Set a BYU record by making 48-consecutive free throws
- Scored in double figures 21 times, had 20-plus points 4 times and posted 2 double-doubles and led the team in scoring 5 times, rebounds 8 times and assists 3 times
- Shot 8 of 12 from the field with career-bests 4 threes and 24 points against Wyoming, adding a team-high 6 boards and 1 block
- Posted a double-double with 20 points and 11 boards at UTEP, adding 2 assists and 1 steal in 36 minutes
- Posted a double-double against Arizona State with 17 points and 11 rebounds

## BEFORE BYU

- Played for Quincy Lewis at Lone Peak High School where he was the all-time leading scorer (1,772 points)
- Named Deseret News Mr. Basketball as a junior and senior, only the second in the history of the state to earn the honor in back-to-back years
- Named 5A state MVP as a junior and senior by the Salt Lake Tribune and as a sophomore by the Deseret News
- Led Lone Peak to state titles as a sophomore and junior and a second-place finish as a senior
- Named Gatorade Utah Boys Basketball Player of the Year and the Daily Herald All-Valley Player of the Year as junior and a senior
- Named Multiple Sclerosis Utah High School Athlete of the Year as a senior
- Averaged 23.6 points, 8.3 rebounds and 2.7 assists as a senior (22-3 record), 20.6 points, 4.6 rebounds and 3.1 assists as a junior (23-2 record) and 18.8 points as a sophomore (24-1 record)
- Named Region 4 MVP in 2007, 2008 and 2009
- Named Utah County Offensive MVP in 2007 and player of the year in 2008 and 2009
- Participated in the NBA Top 100 camp in Charlottesville, Va., and the Reebok All-America camp in Philadelphia in summer of 2008
- Named to Long Beach Press-Telegram Best in the West Second Team
- Played in Academic All-American Classic
- Named to USA All-Star Team in USA vs. Florida All-Star game
- Played for Dave Hammer for Salt Lake Metro club team

## PERSONAL

- Parents are Marty and Tiffanie Haws
- Served a mission for The Church of Jesus Christ of Latter-day Saints in the Philippines
- Was born in Belgium
- Father Marty Haws played point guard for BYU from 1986-90
- Has one brother and one sister
- Plans to study business
- Lists interests as art, golf and fishing
- Also recruited by Stanford, Cal, Utah, Wake Forest, Davidson, Harvard and Penn



CAREER STATISTICS (ALL GAMES)

| YEAR         | GP        | GS        | MIN         | AVG         | FG         | FGA        | PCT         | 3FG       | 3FGA       | 3PCT        | FT         | FTA        | PCT         | OFF       | DEF        | TOT        | AVG        | PF         | FO       | A          | TO         | BLK       | STL       | PTS         | AVG         |
|--------------|-----------|-----------|-------------|-------------|------------|------------|-------------|-----------|------------|-------------|------------|------------|-------------|-----------|------------|------------|------------|------------|----------|------------|------------|-----------|-----------|-------------|-------------|
| 2009-10      | 35        | 33        | 924         | 26.4        | 131        | 263        | .498        | 25        | 68         | .368        | 110        | 120        | .917        | 49        | 97         | 146        | 4.2        | 53         | 0        | 54         | 41         | 5         | 26        | 397         | 11.3        |
| 2012-13      | 36        | 36        | 1235        | 34.3        | 276        | 571        | .483        | 43        | 113        | .381        | 185        | 211        | .877        | 49        | 116        | 165        | 4.6        | 54         | 0        | 71         | 71         | 5         | 45        | 780         | 21.7        |
| <b>TOTAL</b> | <b>71</b> | <b>69</b> | <b>2159</b> | <b>30.4</b> | <b>407</b> | <b>834</b> | <b>.488</b> | <b>68</b> | <b>181</b> | <b>.376</b> | <b>295</b> | <b>331</b> | <b>.891</b> | <b>98</b> | <b>213</b> | <b>311</b> | <b>4.4</b> | <b>107</b> | <b>0</b> | <b>125</b> | <b>112</b> | <b>10</b> | <b>71</b> | <b>1177</b> | <b>16.6</b> |

CAREER STATISTICS (CONFERENCE GAMES)

| YEAR         | GP        | GS        | MIN        | AVG         | FG         | FGA        | PCT         | 3FG       | 3FGA      | 3PCT        | FT         | FTA        | PCT         | OFF       | DEF       | TOT        | AVG        | PF        | FO       | A         | TO        | BLK      | STL       | PTS        | AVG         |
|--------------|-----------|-----------|------------|-------------|------------|------------|-------------|-----------|-----------|-------------|------------|------------|-------------|-----------|-----------|------------|------------|-----------|----------|-----------|-----------|----------|-----------|------------|-------------|
| 2009-10      | 16        | 16        | 424        | 26.5        | 57         | 129        | .442        | 14        | 37        | .378        | 51         | 55         | .927        | 24        | 40        | 64         | 4          | 18        | 0        | 28        | 18        | 2        | 13        | 179        | 11.2        |
| 2012-13      | 16        | 16        | 562        | 35.1        | 117        | 247        | .474        | 15        | 41        | .366        | 80         | 98         | .816        | 18        | 55        | 73         | 4.6        | 24        | 0        | 24        | 26        | 0        | 18        | 329        | 20.6        |
| <b>TOTAL</b> | <b>32</b> | <b>32</b> | <b>986</b> | <b>30.8</b> | <b>174</b> | <b>376</b> | <b>.463</b> | <b>29</b> | <b>78</b> | <b>.372</b> | <b>131</b> | <b>153</b> | <b>.856</b> | <b>42</b> | <b>95</b> | <b>137</b> | <b>4.3</b> | <b>42</b> | <b>0</b> | <b>52</b> | <b>44</b> | <b>2</b> | <b>31</b> | <b>508</b> | <b>15.9</b> |

CAREER HIGHS

- Points: 42, vs. Virginia – 12/29/12
- Rebounds: 11, twice, last at UTEP – 3/19/13
- Assists: 6, Idaho State – 11/17/09
- Steals: 4, Air Force – 2/13/10
- Blocks: 2, Idaho State – 11/17/09
- FG made: 15, Washington – 3/19/13
- FG attempts: 25, vs. Virginia – 12/29/12
- 3FG made: 6, vs. Virginia – 12/29/12
- 3FG attempts: 8, twice, last vs. Virginia – 12/29/12
- FT made: 14, at Loyola Marymount – 3/02/13
- FT attempts: 14, twice, last, at LMU – 3/02/13





12

## JOSH SHARP

JUNIOR • FORWARD • 6-7 • 185 • HIGHLAND, UTAH



### SOPHOMORE (2012-13)

- Was 15th in the WCC in all games in offensive rebounds and 9th in the WCC in conference games
- Played in 32 games, started 22, recorded double-figure points 4 times, double-figure rebounds 3 times ... did not play in the last four games of the season due to a strained Achilles
- Had 3 or more offensive rebounds 11 times
- Tied for second all-time at BYU with 9 offensive rebounds against Loyola Marymount in Provo
- Led team in scoring once against No. 10 Gonzaga and in rebounding 4 times
- Posted season highs of 14 points (at Gonzaga, vs. Santa Clara), 12 rebounds (vs. LMU), 2 assists (5 times), 2 steals (three times) and 2 blocks (twice)
- Averaged 4.4 points, 3.9 rebounds, 0.7 assists and 0.4 steals, shot .567 from the field and .718 from the free throw line

- Wife's name is Jordan
- Served a mission for The Church of Jesus Christ of Latter-day Saints in Houston

### FRESHMAN (2011-12)

- Played in 28 games
- Received Bronze Honors on the WCC Commissioner's Honor Roll
- Posted season highs of 5 points, 6 rebounds, 3 assists, 1 block and 1 steal
- Had at least 1 offensive rebound in 11 games
- Averaged 1.2 points and 1.4 rebounds
- Knocked down first career 3-pointer vs. Prairie View A&M
- Shot .391 from the field and .609 from the free throw line

### BEFORE BYU

- Played for Quincy Lewis at Lone Peak High School
- Helped the Knights to back-to-back state titles in 2007-08
- Named first-team all-state by the Deseret News and Salt Lake Tribune
- A team captain as a senior
- Averaged 13.5 points and 6.3 rebounds as a senior
- Redshirted the 2008-09 season at Utah after graduating from Lone Peak

### PERSONAL

- Parents are Joe and Debbie Sharp

CAREER STATISTICS (ALL GAMES)

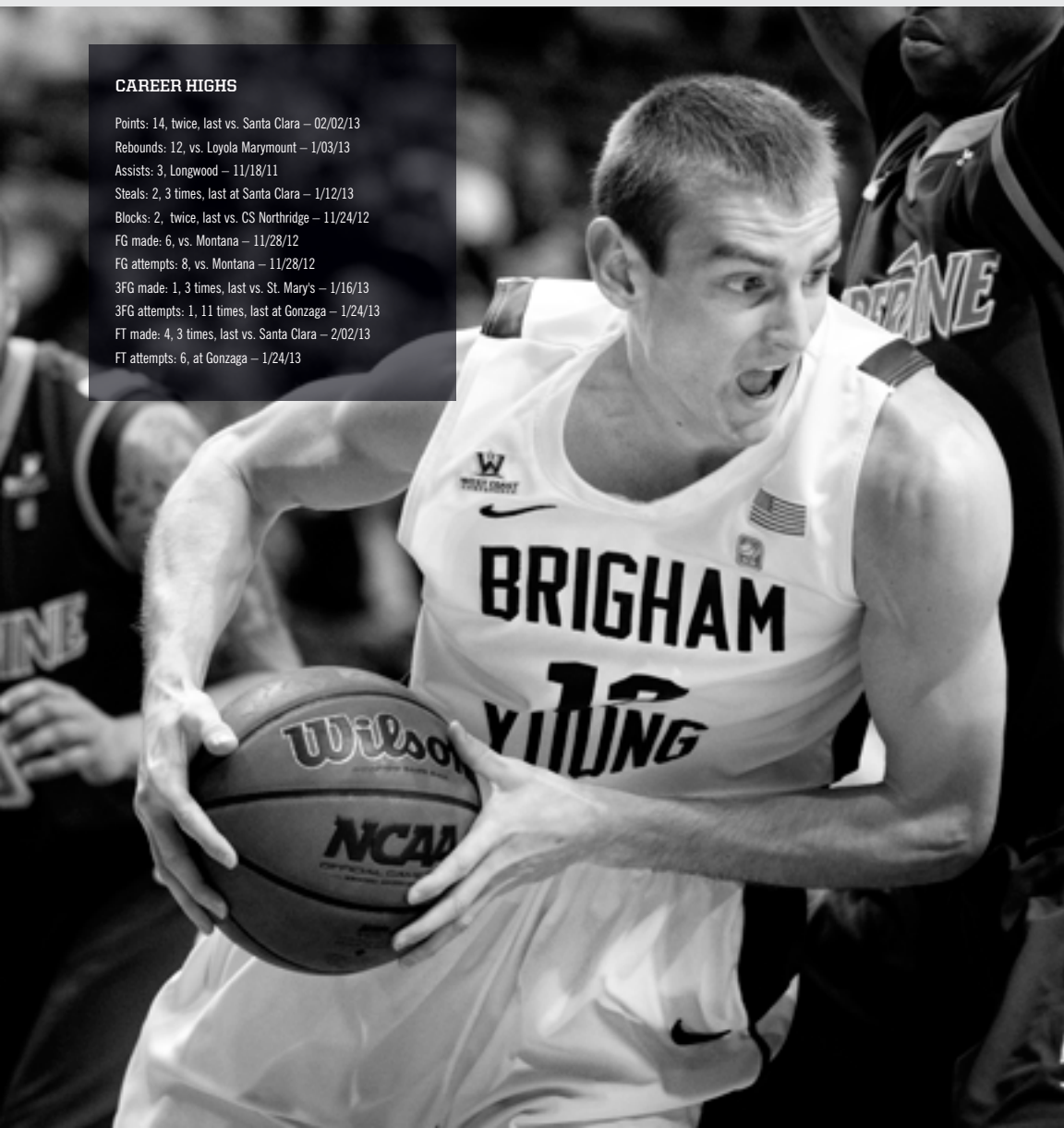
| YEAR         | GP        | GS        | MIN        | AVG         | FG        | FGA        | PCT         | 3FG      | 3FGA      | 3PCT        | FT        | FTA       | PCT         | OFF       | DEF       | TOT        | AVG        | PF        | FO       | A         | TO        | BLK       | STL       | PTS        | AVG        |
|--------------|-----------|-----------|------------|-------------|-----------|------------|-------------|----------|-----------|-------------|-----------|-----------|-------------|-----------|-----------|------------|------------|-----------|----------|-----------|-----------|-----------|-----------|------------|------------|
| 2011-12      | 28        | 0         | 197        | 7.0         | 9         | 23         | .391        | 1        | 5         | .200        | 14        | 23        | .609        | 16        | 22        | 38         | 1.4        | 21        | 0        | 12        | 12        | 3         | 4         | 33         | 1.2        |
| 2012-13      | 32        | 22        | 592        | 18.5        | 55        | 97         | .567        | 2        | 6         | .333        | 28        | 39        | .718        | 60        | 64        | 124        | 3.9        | 68        | 0        | 21        | 21        | 7         | 13        | 140        | 4.4        |
| <b>TOTAL</b> | <b>60</b> | <b>22</b> | <b>789</b> | <b>13.2</b> | <b>64</b> | <b>120</b> | <b>.533</b> | <b>3</b> | <b>11</b> | <b>.273</b> | <b>42</b> | <b>62</b> | <b>.677</b> | <b>76</b> | <b>86</b> | <b>162</b> | <b>2.7</b> | <b>89</b> | <b>0</b> | <b>33</b> | <b>33</b> | <b>10</b> | <b>17</b> | <b>173</b> | <b>2.9</b> |

CAREER STATISTICS (CONFERENCE GAMES)

| YEAR         | GP        | GS        | MIN        | AVG         | FG        | FGA       | PCT         | 3FG      | 3FGA     | 3PCT        | FT        | FTA       | PCT         | OFF       | DEF       | TOT       | AVG        | PF        | FO       | A         | TO        | BLK      | STL       | PTS       | AVG        |
|--------------|-----------|-----------|------------|-------------|-----------|-----------|-------------|----------|----------|-------------|-----------|-----------|-------------|-----------|-----------|-----------|------------|-----------|----------|-----------|-----------|----------|-----------|-----------|------------|
| 2011-12      | 13        | 0         | 63         | 4.8         | 0         | 4         | .000        | 0        | 1        | .000        | 10        | 14        | .714        | 6         | 4         | 10        | 0.8        | 7         | 0        | 3         | 2         | 3        | 2         | 10        | 0.8        |
| 2012-13      | 16        | 11        | 286        | 17.9        | 26        | 43        | .605        | 2        | 3        | .667        | 14        | 19        | .737        | 33        | 27        | 60        | 3.8        | 32        | 0        | 15        | 9         | 0        | 8         | 68        | 4.3        |
| <b>TOTAL</b> | <b>29</b> | <b>11</b> | <b>349</b> | <b>12.0</b> | <b>26</b> | <b>47</b> | <b>.553</b> | <b>2</b> | <b>4</b> | <b>.500</b> | <b>24</b> | <b>33</b> | <b>.727</b> | <b>39</b> | <b>31</b> | <b>70</b> | <b>2.4</b> | <b>39</b> | <b>0</b> | <b>18</b> | <b>11</b> | <b>3</b> | <b>10</b> | <b>78</b> | <b>2.7</b> |

CAREER HIGHS

- Points: 14, twice, last vs. Santa Clara – 02/02/13
- Rebounds: 12, vs. Loyola Marymount – 1/03/13
- Assists: 3, Longwood – 11/18/11
- Steals: 2, 3 times, last at Santa Clara – 1/12/13
- Blocks: 2, twice, last vs. CS Northridge – 11/24/12
- FG made: 6, vs. Montana – 11/28/12
- FG attempts: 8, vs. Montana – 11/28/12
- 3FG made: 1, 3 times, last vs. St. Mary's – 1/16/13
- 3FG attempts: 1, 11 times, last at Gonzaga – 1/24/13
- FT made: 4, 3 times, last vs. Santa Clara – 2/02/13
- FT attempts: 6, at Gonzaga – 1/24/13



20

## ANSON WINDER

JUNIOR • GUARD • 6-3 • 195 • LAS VEGAS, NEV.



## SOPHOMORE (2012-13)

- Played in 31 games
- Scored in double figures once at Santa Clara
- Recorded 3-plus steals once at Pepperdine
- Posted season highs of 10 points (at Santa Clara), 4 rebounds (3 times), 3 steals (at Pepperdine) and 3 assists (twice)
- Averaged 2.1 points, 1.9 rebounds, 0.5 assists and shot .380 from the field
- Played in 25-straight games between Dec. 18 and March 27 where he improved his points per game average from 1.0 to 2.1

## FRESHMAN (2011-12)

- Started 15 times and played in 34 games
- Posted season highs of 20 points, 4 rebounds, 9 assists, 4 steals and 2 blocks
- Was 14th in the WCC in steals
- Was BYU's assist leader in 7 games, scored in double figures 5 times and had 3-plus steals 7 times
- Got first start in 14 games vs. Gonzaga and posted 10 points, 5 assists, 4 boards and 3 steals
- Hit 7 of 8 from the field and 6 of 7 from downtown for a career-best 20 points vs. Buffalo
- Had 9 points, 4 rebounds, 4 assists and 4 steals against Nevada, his first career start
- Averaged 4.3 points, 1.7 assists, 1.6 rebounds and 1.0 steals

## BEFORE BYU

- Coached by Grant Rice at Bishop Gorman High School
- Helped lead Bishop Gorman to back-to-back Nevada 4A state titles
- Averaged 17 points and 7 boards as a senior and led Bishop Gorman to a 30-2 record
- Earned first-team All-Southwest League and first-team All-Sunset Division honors
- As a junior averaged 13.8 points, 8.2 rebounds and 3.0 assists and helped Bishop Gorman to a 28-5 record
- Earned All-Southwest League honors and Bishop Gorman's Sportsmanship Award as a junior
- Earned all-tournament honors at the Wyoming Energy Classic
- Played for Triple Double Elite AAU team coached by Terrell Jamerson

## PERSONAL

- Parents are Chuck Winder and Teresa Williams
- Has one sister
- Also recruited by Nevada, SMU, Portland, UC Riverside and Idaho



## CAREER STATISTICS (ALL GAMES)

| YEAR         | GP        | GS        | MIN        | AVG         | FG        | FGA        | PCT         | 3FG       | 3FGA       | 3PCT        | FT        | FTA       | PCT         | OFF       | DEF       | TOT       | AVG        | PF        | FO       | A         | TO        | BLK      | STL       | PTS        | AVG        |
|--------------|-----------|-----------|------------|-------------|-----------|------------|-------------|-----------|------------|-------------|-----------|-----------|-------------|-----------|-----------|-----------|------------|-----------|----------|-----------|-----------|----------|-----------|------------|------------|
| 2011-12      | 34        | 15        | 551        | 16.2        | 48        | 131        | .366        | 25        | 84         | .298        | 26        | 41        | .634        | 3         | 50        | 53        | 1.6        | 40        | 0        | 57        | 32        | 3        | 35        | 147        | 4.3        |
| 2012-13      | 31        | 1         | 250        | 8.1         | 19        | 50         | .380        | 5         | 20         | .250        | 21        | 33        | .636        | 8         | 24        | 32        | 1.0        | 28        | 0        | 16        | 9         | 2        | 13        | 64         | 2.1        |
| <b>TOTAL</b> | <b>65</b> | <b>16</b> | <b>801</b> | <b>12.3</b> | <b>67</b> | <b>181</b> | <b>.370</b> | <b>30</b> | <b>104</b> | <b>.288</b> | <b>47</b> | <b>74</b> | <b>.635</b> | <b>11</b> | <b>74</b> | <b>85</b> | <b>1.3</b> | <b>68</b> | <b>0</b> | <b>73</b> | <b>41</b> | <b>5</b> | <b>48</b> | <b>211</b> | <b>3.2</b> |

## CAREER STATISTICS (CONFERENCE GAMES)

| YEAR         | GP        | GS       | MIN        | AVG         | FG        | FGA       | PCT         | 3FG       | 3FGA      | 3PCT        | FT        | FTA       | PCT         | OFF      | DEF       | TOT       | AVG        | PF        | FO       | A         | TO        | BLK      | STL       | PTS        | AVG        |
|--------------|-----------|----------|------------|-------------|-----------|-----------|-------------|-----------|-----------|-------------|-----------|-----------|-------------|----------|-----------|-----------|------------|-----------|----------|-----------|-----------|----------|-----------|------------|------------|
| 2011-12      | 16        | 7        | 238        | 14.9        | 23        | 62        | .371        | 10        | 36        | .278        | 11        | 14        | .786        | 1        | 26        | 27        | 1.7        | 26        | 0        | 19        | 11        | 0        | 20        | 67         | 4.2        |
| 2012-13      | 16        | 1        | 160        | 10.0        | 17        | 35        | .486        | 5         | 14        | .357        | 12        | 17        | .706        | 6        | 12        | 18        | 1.1        | 21        | 0        | 10        | 4         | 1        | 11        | 51         | 3.2        |
| <b>TOTAL</b> | <b>32</b> | <b>8</b> | <b>398</b> | <b>12.4</b> | <b>40</b> | <b>97</b> | <b>.412</b> | <b>15</b> | <b>50</b> | <b>.300</b> | <b>23</b> | <b>31</b> | <b>.742</b> | <b>7</b> | <b>38</b> | <b>45</b> | <b>1.4</b> | <b>47</b> | <b>0</b> | <b>29</b> | <b>15</b> | <b>1</b> | <b>31</b> | <b>118</b> | <b>3.7</b> |

## CAREER HIGHS

Points: 20, Buffalo – 12/20/11

Rebounds: 6, at San Francisco – 2/16/12

Assists: 9, vs Northern Arizona – 11/30/11

Steals: 4, vs Nevada – 11/25/11

Blocks: 2, vs Northern Arizona – 11/30/11

FG made: 7, Buffalo – 12/20/11

FG attempts: 9, vs Nevada – 11/25/11

3FG made: 6, Buffalo – 12/20/11

3FG attempts: 7, twice, last, Pepperdine – 2/11/12

FT made: 6, at Santa Clara – 1/12/13

FT attempts: 8, at Santa Clara – 1/12/13



5

## KYLE COLLINSWORTH

SOPHOMORE • GUARD • 6-6 • 215 • PROVO, UTAH



## FRESHMAN (2010-11)

- Averaged 5.8 points, 5.1 rebounds, 2.1 assists and 1.1 steals while shooting .481 from the field, .259 from three and .568 from the free throw line
- Posted season highs of 16 points, 15 rebounds, 6 assists, 4 steals and 3 blocks
- Scored in double figures 10 times, had double-figure rebounds 3 times and had 1 double-double
- Led the team in rebounds 11 times and assists 5 times
- Posted 15 rebounds against Florida in the NCAA Tournament
- Had 11 points and 9 boards vs. New Mexico in the MWC Tournament
- Had 11 points, 8 rebounds and 4 assists vs. Wyoming
- At Colorado State had 16 points, 6 rebounds and 6 assists
- Posted 12 points and 10 boards at Creighton

## BEFORE BYU

- Played for Craig Drury and helped Provo High to state titles as a freshman and sophomore, a second-place state finish as a junior and a trip to the state semifinals as a senior
- Participated in the NBA Players' Association Top 100 camp in Virginia in the summer of 2009
- Named to Long Beach Press-Telegram Best in the West First Team
- Played in the High School Academic All-American Classic and received the Shooter's Touch Community Service Award at the classic
- Named Deseret News Mr. Basketball, Salt Lake Tribune Male Athlete of the Year and Utah Gatorade Player of the Year as a senior and earned first-team all-state honors from the Deseret News and the Salt Lake Tribune and was the Daily Herald's All-Valley Player of the Year
- Averaged 23.7 points, 10.0 rebounds, 7.8 assists and 3.4 steals and recorded five triple-doubles and led Provo to a 19-4 record
- Earned first-team all-state honors as a junior and averaged 18.4 points, 5.4 rebounds and 7.0 assists and led Provo to a 24-1 record
- Named first-team all-state as a sophomore and averaged 14.7 points, 4.8 rebounds and 3.0 assists and led Provo to a 22-3 record
- Played for Utah Pump 'N Run Red AAU team

## PERSONAL

- Parents are Jeff and Alisa
- Has two sisters and two brothers
- Brother is Chris Collinsworth, a former forward for the Cougars
- Served a mission for The Church of Jesus Christ of Latter-day Saints in Russia
- Also recruited by Kansas, Oklahoma State, Arizona State, Utah, Marquette, Virginia, Stanford and USC
- Served a mission for The Church of Jesus Christ of Latter-day Saints in Russia

CAREER STATISTICS (ALL GAMES)

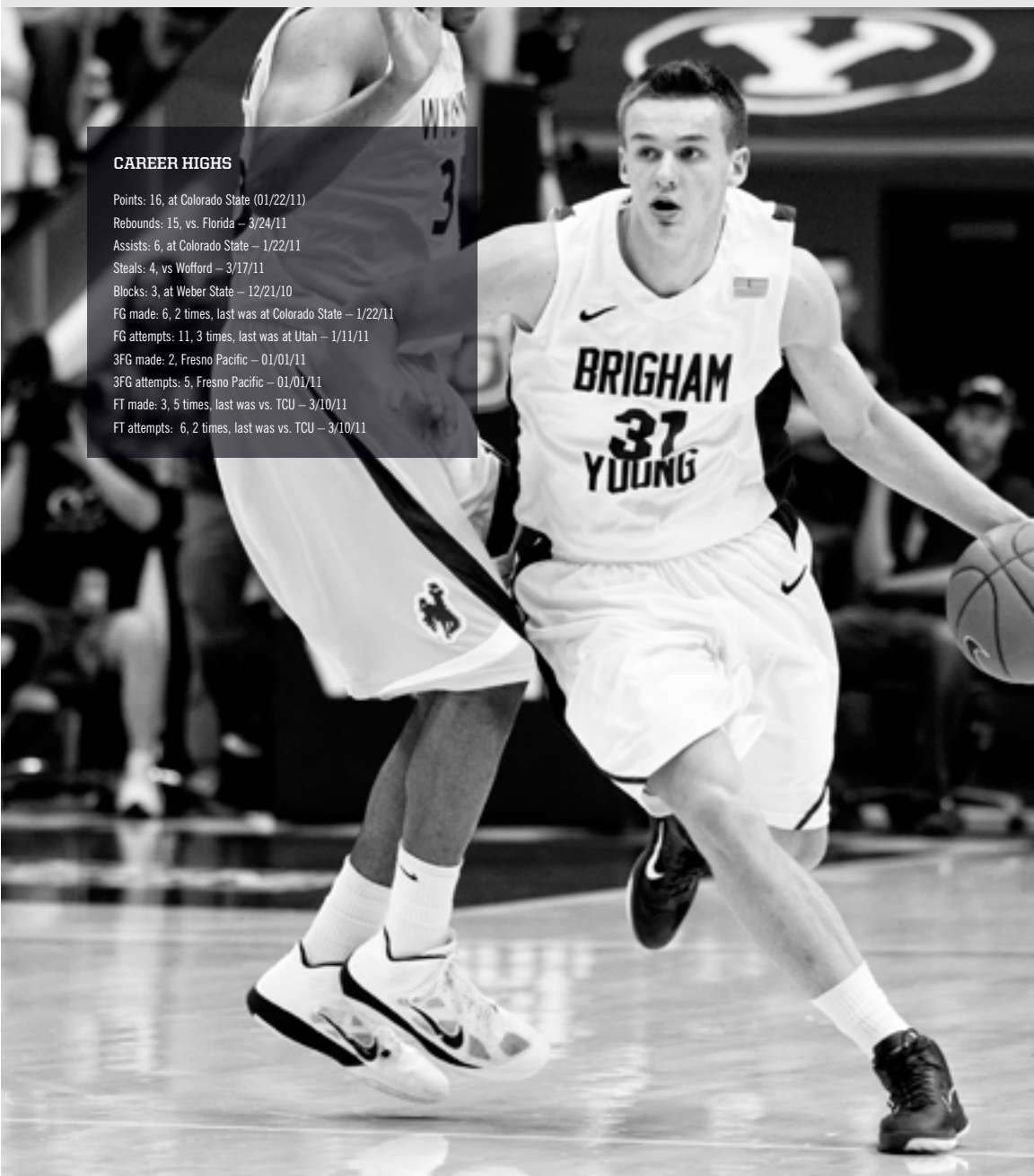
| YEAR         | GP        | GS        | MIN        | AVG         | FG        | FGA        | PCT         | 3FG      | 3FGA      | 3PCT        | FT        | FTA       | PCT         | OFF       | DEF        | TOT        | AVG        | PF        | FO       | A         | TO        | BLK       | STL       | PTS        | AVG        |
|--------------|-----------|-----------|------------|-------------|-----------|------------|-------------|----------|-----------|-------------|-----------|-----------|-------------|-----------|------------|------------|------------|-----------|----------|-----------|-----------|-----------|-----------|------------|------------|
| 2010-11      | 36        | 27        | 926        | 25.7        | 78        | 162        | .481        | 7        | 27        | .259        | 46        | 81        | .568        | 55        | 128        | 183        | 5.1        | 73        | 1        | 75        | 56        | 16        | 39        | 209        | 5.8        |
| <b>TOTAL</b> | <b>36</b> | <b>27</b> | <b>926</b> | <b>25.7</b> | <b>78</b> | <b>162</b> | <b>.481</b> | <b>7</b> | <b>27</b> | <b>.259</b> | <b>46</b> | <b>81</b> | <b>.568</b> | <b>55</b> | <b>128</b> | <b>183</b> | <b>5.1</b> | <b>73</b> | <b>1</b> | <b>75</b> | <b>56</b> | <b>16</b> | <b>39</b> | <b>209</b> | <b>5.8</b> |


CAREER STATISTICS (CONFERENCE GAMES)

| YEAR         | GP        | GS        | MIN        | AVG         | FG        | FGA       | PCT         | 3FG      | 3FGA     | 3PCT        | FT        | FTA       | PCT         | OFF       | DEF       | TOT       | AVG        | PF        | FO       | A         | TO        | BLK      | STL       | PTS        | AVG        |
|--------------|-----------|-----------|------------|-------------|-----------|-----------|-------------|----------|----------|-------------|-----------|-----------|-------------|-----------|-----------|-----------|------------|-----------|----------|-----------|-----------|----------|-----------|------------|------------|
| 2010-11      | 15        | 10        | 365        | 24.3        | 26        | 57        | .456        | 3        | 8        | .375        | 23        | 31        | .742        | 20        | 59        | 79        | 5.3        | 31        | 1        | 32        | 26        | 8        | 10        | 78         | 5.2        |
| <b>TOTAL</b> | <b>15</b> | <b>10</b> | <b>365</b> | <b>24.3</b> | <b>26</b> | <b>57</b> | <b>.456</b> | <b>3</b> | <b>8</b> | <b>.375</b> | <b>23</b> | <b>31</b> | <b>.742</b> | <b>20</b> | <b>59</b> | <b>79</b> | <b>5.3</b> | <b>31</b> | <b>1</b> | <b>32</b> | <b>26</b> | <b>8</b> | <b>10</b> | <b>778</b> | <b>5.2</b> |

CAREER HIGHS

Points: 16, at Colorado State (01/22/11)  
 Rebounds: 15, vs. Florida - 3/24/11  
 Assists: 6, at Colorado State - 1/22/11  
 Steals: 4, vs Wofford - 3/17/11  
 Blocks: 3, at Weber State - 12/21/10  
 FG made: 6, 2 times, last was at Colorado State - 1/22/11  
 FG attempts: 11, 3 times, last was at Utah - 1/11/11  
 3FG made: 2, Fresno Pacific - 01/01/11  
 3FG attempts: 5, Fresno Pacific - 01/01/11  
 FT made: 3, 5 times, last was vs. TCU - 3/10/11  
 FT attempts: 6, 2 times, last was vs. TCU - 3/10/11





30

## CHASE FISCHER

JUNIOR • GUARD • 6-3 • 195 • RIPLEY, W. VA.

### BEFORE BYU

- Played in 62 games and started six times for the Wake Forest Demon Deacons in 2011-12 and 2012-13
- A team captain as a sophomore in 2012-13
- As a sophomore averaged 4.5 points and 1.1 rebounds in 14.2 minutes per game while shooting .395 from the field, .422 from three and .600 from the free throw line
- Scored a career-high 15 points while hitting a career-best 5 of 8 from three vs. High Point on Dec. 5, 2012
- Scored in double figures five times and hit two-plus threes 10 times
- As a freshman in 2011-12 averaged 6.3 points, 2.2 rebounds and 1.5 assists in 26.1 minutes per game and shot .350 from the field, .320 from three and .821 from the free throw line
- Scored in double figures nine times and hit two-plus threes 12 times
- Prepped at Ripley High School

- A 2011 first-team Parade All-American
- 2011 Gatorade Boys Basketball Player of the Year for the state of West Virginia and a McDonald's All-America nominee
- Two-time first team all-state selection in 2009-10 and 2010-11
- Received the 2011 Bill Evans Award, which goes to the state's player of the year (was second in the voting as a junior)

### PERSONAL

- Parents are John and Robin Fischer
- Older brother Noah played college basketball at Marshall and University of Charleston
- Before committing to Wake Forest was also recruited by Marshall, Ohio, UCF and VCU



23

## SKYLER HALFORD

JUNIOR • GUARD • 6-1 • 180 • OREM, UTAH

### BEFORE BYU

- Played at Salt Lake Community College for Todd Phillips in 2012-13
- Named an NJCAA All-America First Team honoree as a sophomore
- Region 18 MVP and Scenic West Athletic Conference Player of the Year
- Led SLCC to a record of 29-5 overall and 14-1 in the SWAC
- Led SLCC to the SWAC and Region 18 titles and to the round of 16 in the NJCAA Tournament
- Averaged 17.4 points, 4.5 rebounds, 4.0 assists and 1.6 steals
- Shot .461 from the field, .393 from three and .908 from the free throw line
- Averaged 10.6 points, 3.1 rebounds, 1.8 assists and 1.1 steals as a freshman
- Shot .452 from the field, .450 from three and .819 from

the free throw line

- Earned second-team all-region honors
- Led SLCC to a record of 22-9 overall and 9-6 in the SWAC
- Prepped at Timpanogos High School
- As a senior was second in 5A in scoring at 23.6 points per game
- Also averaged 5.0 rebounds and 4.5 assists as a senior and led the Timberwolves to the state tournament
- Averaged 19.8 points per game as a junior
- Averaged 13.2 points per game as sophomore

### PERSONAL

- Parents are Rod and Jill
- Has four siblings
- Served a mission for The Church of Jesus Christ of Latter-day Saints in Brazil



24

## FRANK BARTLEY IV

FRESHMAN • GUARD • 6-3 • 200 • BATON ROUGE, LA.

## BEFORE BYU

- Played in 2012-13 at Future College Prep for Les Bean
- Led Future College Prep to a record of 52-13 and the West Coast Prep title
- Averaged 19.7 points, 8.5 rebounds, 6.7 assists, 3.3 steals and 1.0 blocks
- Played three years of high school basketball at Christian Life Academy
- As a senior led Christian Life to a 26-7 overall record and the 1A state title
- Was named LSWA Class 1A MVP, first-team all-state and District 7-1A co-MVP while averaging 14.2 points, 6.2 rebounds and 3.3 assists
- As a junior earned District 7-1A MVP honors and was named all-state and all-metro
- Was a member of the state championship team as a

sophomore

- Played football at Christian Life, earned all-district honors and recorded 800-plus receiving yards as a senior

## PERSONAL

- Parents are Frank Bartley, III and Janice
- Has three sisters
- Also recruited by Auburn, Fordham, George Mason, Marquette, San Diego State and Utah



13

## ANDREW JOHNSTON

SOPHOMORE • GUARD • 6-3 • 185 • ST. GEORGE, UTAH

## BEFORE BYU

- Played for James Brown at Snow Canyon High School
- Led Snow Canyon to records of 16-7 as a junior and 15-8 as a senior
- Named Region IX MVP and academic all-state as a senior
- Also played football at Snow Canyon and totaled four interceptions as a senior

## PERSONAL

- Parents are Dave and Jan Johnston
- Has two sisters
- Sister Jordan plays volleyball at University of Charleston-Beckley
- Served a mission for The Church of Jesus Christ of Latter-day Saints in Osorno, Chile





00

## ERIC MIKA

FRESHMAN • FORWARD • 6-10 • 230 • ALPINE, UTAH

### BEFORE BYU

- Played for Quincy Lewis and helped lead Lone Peak to a 26-1 record, the 2012-13 MaxPreps.com National Title and the 5A Utah state title
- Named a third-team All-American by MaxPreps.com
- Named first-team all-state by the Deseret News and the Salt Lake Tribune
- Averaged 16.4 points, 11.2 rebounds, 1.7 blocks 1.0 assists per game and shot .671 from the field
- Earned MVP honors in the West Coast All-Star Classic as he scored a game-high 28 points for the East Team
- Scored 24 points to lead the North to a 118-114 win over the South in the Utah Valley All-Star game
- In the class of 2013 is ranked No. 28 by ESPN.com, No. 37 in Scout.com and No. 49 by Rivals.com

- Ranked No. 3 among centers by ESPN.com and Scout.com
- Ranked No. 14 among power forwards by Rivals.com
- Played his freshman and sophomore seasons at The Waterford School in Salt Lake City
- Averaged 17.1 points, 12.2 rebounds and 3.9 blocks as a sophomore at Waterford
- Named first-team all-state as a sophomore at Waterford
- Played AAU for the Utah Reign and the Utah Pump-N-Run for John Palica

### PERSONAL

- Parents are Ron and Sue Mika
- Has six siblings
- Also recruited by Weber State, Utah State, Utah, Stanford and Boston College



45

## GRAHAM PINGREE

FRESHMAN • FORWARD • 6-8 • 235 • GREENWOOD VILLAGE, CO

### BEFORE BYU

- Averaged 11.5 points, 5.5 rebounds and 1.2 assists as a senior at Cherry Creek High School playing for Mike Brookhart
- Shot .557 from the field and .838 from the free throw line as a senior
- Led Cherry Creek to a 14-12 record and a spot in the state playoffs
- Named second-team all-conference as a senior
- Earned academic all-state honors as a junior and senior
- Played AAU ball for BCC for Jason Wilkins and the Elevation for Drew Peterson

### PERSONAL

- Parents are Tim and LouAnn Pingree
- Has three siblings
- Planning to serve a mission for The Church of Jesus Christ of Latter-day Saints in May 2014



41

## LUKE WORTHINGTON

FRESHMAN • FORWARD • 6-10 • 245 • MEQUON, WIS.

### BEFORE BYU

- Played for Kevin McKenna at Homestead High School
- Ranked the No. 7 prospect in the class of 2013 in the state of Wisconsin and No. 43 among power forwards nationally by ESPN.com
- One of seven Wisconsin players nominated for the McDonald's All-America Game
- As a senior was a team captain and averaged 13.6 points and 10.0 rebounds per game
- Led Homestead to a record of 13-7 overall and 8-4 in league play
- Named Wisconsin Basketball Coaches Association Division I All-State Honorable Mention
- Named third-team All-Area by the Milwaukee Wisconsin Journal Sentinel
- Named first-team All-North Shore Conference
- As a junior, averaged 12 points, 9 rebounds and 2 blocks
- Led Homestead to a record of 15-5 overall and 10-3 in

### league play

- Named first-team All-North Shore Conference
- Played for Wisconsin Playground Elite coached by Duane "Ike" Wilson
- Played football at Homestead, was a team captain and helped lead team to the 2012 Wisconsin state title
- Received all-conference, all-region and all-state honors in football
- Recruited by BYU and Wisconsin to play football
- Maintained a GPA above 4.0 and was a member of the National Honor Society

### PERSONAL

- Parents are John and Kris Worthington
- Has one brother and two sisters
- Also recruited by Butler, Princeton, Penn, Davidson, Yale, DePaul, Lehigh, Bucknell, Utah State and Saint Louis



# NATE AUSTIN CAREER STATISTICS

## AUSTIN 2012-13 GAME-BY-GAME

| OPPONENT             | DATE     | GS   | MIN | FG | FGA   | PCT  | 3FG | FGA  | PCT  | FT | FTA   | PCT  | OFF | DEF | TOT | AVG | PF | FO | A  | TO | BLK | STL | PTS | AVG |
|----------------------|----------|------|-----|----|-------|------|-----|------|------|----|-------|------|-----|-----|-----|-----|----|----|----|----|-----|-----|-----|-----|
| TENNESSEE STATE      | 11/09/12 | 17   | 2   | 4  | .500  | 0    | 0   | .000 | 0    | 0  | .000  | 1    | 6   | 7   | 7.0 | 4   | 0  | 0  | 2  | 0  | 4   | 4.0 | 4.0 |     |
| GEORGIA STATE        | 11/13/12 | 16   | 2   | 5  | .400  | 0    | 0   | .000 | 0    | 0  | .000  | 0    | 4   | 4   | 5.5 | 1   | 0  | 2  | 1  | 2  | 0   | 4   | 4.0 |     |
| VS FLORIDA STATE     | 11/16/12 | 22   | 1   | 6  | .167  | 0    | 1   | .000 | 2    | 4  | .500  | 6    | 2   | 8   | 6.3 | 2   | 0  | 0  | 1  | 0  | 1   | 4   | 4.0 |     |
| VS NOTRE DAME        | 11/17/12 | 11   | 2   | 5  | .400  | 0    | 0   | .000 | 0    | 0  | .000  | 2    | 0   | 2   | 5.3 | 2   | 0  | 0  | 0  | 0  | 0   | 4   | 4.0 |     |
| UTSA                 | 11/21/12 | 7    | 0   | 0  | .000  | 0    | 0   | .000 | 2    | 2  | 1.000 | 1    | 1   | 2   | 4.6 | 2   | 0  | 0  | 1  | 0  | 0   | 2   | 3.6 |     |
| CAL STATE NORTHRIDGE | 11/24/12 | 8    | 1   | 2  | .500  | 0    | 0   | .000 | 1    | 4  | 2.500 | 2    | 3   | 5   | 4.7 | 1   | 0  | 0  | 0  | 1  | 0   | 3   | 3.5 |     |
| VS MONTANA           | 11/28/12 | 2    | 0   | 0  | .000  | 0    | 0   | .000 | 0    | 0  | .000  | 0    | 0   | 0   | 4.0 | 0   | 0  | 0  | 0  | 0  | 0   | 0   | 3.0 |     |
| AT IOWA STATE        | 12/01/12 | 23   | 3   | 5  | .600  | 1    | 2   | .500 | 1    | 2  | .500  | 4    | 1   | 5   | 4.1 | 0   | 0  | 1  | 3  | 0  | 3   | 8   | 3.6 |     |
| UTAH                 | 12/08/12 | 9    | 1   | 4  | .250  | 0    | 0   | .000 | 0    | 0  | .000  | 1    | 2   | 3   | 4.0 | 1   | 0  | 0  | 0  | 0  | 0   | 2   | 3.4 |     |
| AT WEBER STATE       | 12/15/12 | 20   | 1   | 2  | .500  | 0    | 0   | .000 | 1    | 2  | .500  | 3    | 3   | 6   | 4.2 | 3   | 0  | 0  | 0  | 0  | 0   | 3   | 3.4 |     |
| EASTERN NEW MEXICO   | 12/18/12 | * 15 | 2   | 4  | .500  | 1    | 2   | .500 | 0    | 0  | .000  | 2    | 1   | 3   | 4.1 | 2   | 0  | 4  | 1  | 1  | 1   | 5   | 3.5 |     |
| AT BAYLOR            | 12/21/12 | * 18 | 4   | 6  | .667  | 0    | 0   | .000 | 0    | 0  | .000  | 2    | 0   | 2   | 3.9 | 5   | 1  | 0  | 0  | 1  | 2   | 8   | 3.9 |     |
| NORTHERN ARIZONA     | 12/27/12 | 12   | 0   | 3  | .000  | 0    | 0   | .000 | 5    | 6  | .833  | 2    | 2   | 4   | 3.9 | 1   | 0  | 0  | 0  | 0  | 0   | 5   | 4.0 |     |
| VS VIRGINIA TECH     | 12/29/12 | 17   | 3   | 7  | .429  | 0    | 1   | .000 | 0    | 0  | .000  | 3    | 5   | 8   | 4.2 | 5   | 1  | 0  | 1  | 0  | 0   | 6   | 4.1 |     |
| LOYOLA MARYMOUNT     | 01/03/13 | 17   | 1   | 4  | .250  | 0    | 1   | .000 | 0    | 0  | .000  | 3    | 4   | 7   | 4.4 | 1   | 0  | 1  | 0  | 0  | 0   | 2   | 4.0 |     |
| AT SAN FRANCISCO     | 01/05/13 | 10   | 1   | 3  | .333  | 0    | 1   | .000 | 0    | 0  | .000  | 1    | 1   | 2   | 4.3 | 1   | 0  | 0  | 0  | 0  | 0   | 2   | 3.9 |     |
| PEPPERDINE           | 01/10/13 | 15   | 1   | 3  | .333  | 0    | 0   | .000 | 0    | 1  | .000  | 2    | 4   | 6   | 4.4 | 3   | 0  | 2  | 1  | 0  | 0   | 2   | 3.8 |     |
| AT SANTA CLARA       | 01/12/13 | 13   | 1   | 2  | .500  | 0    | 1   | .000 | 0    | 0  | .000  | 1    | 3   | 4   | 4.3 | 1   | 0  | 2  | 0  | 0  | 1   | 2   | 3.7 |     |
| SAINT MARYS          | 01/16/13 | 27   | 3   | 4  | .750  | 0    | 1   | .000 | 0    | 1  | .000  | 2    | 2   | 4   | 4.3 | 2   | 0  | 1  | 0  | 1  | 0   | 6   | 3.8 |     |
| SAN DIEGO            | 01/19/13 | 32   | 0   | 2  | .000  | 0    | 0   | .000 | 0    | 0  | .000  | 2    | 7   | 9   | 4.6 | 4   | 0  | 1  | 1  | 2  | 1   | 0   | 3.6 |     |
| AT GONZAGA           | 01/24/13 | 27   | 4   | 5  | .800  | 1    | 2   | .500 | 0    | 0  | .000  | 5    | 0   | 5   | 4.6 | 3   | 0  | 0  | 2  | 3  | 2   | 9   | 3.9 |     |
| AT PORTLAND          | 01/26/13 | 15   | 1   | 1  | 1.000 | 0    | 0   | .000 | 0    | 0  | .000  | 0    | 2   | 2   | 4.5 | 5   | 1  | 0  | 0  | 2  | 0   | 2   | 3.8 |     |
| AT PEPPERDINE        | 01/31/13 | 22   | 1   | 3  | .333  | 0    | 0   | .000 | 2    | 2  | 1.000 | 3    | 3   | 6   | 4.5 | 4   | 0  | 0  | 1  | 0  | 1   | 4   | 3.8 |     |
| SANTA CLARA          | 02/02/13 | 10   | 0   | 1  | .000  | 0    | 0   | .000 | 1    | 2  | .500  | 1    | 4   | 5   | 4.5 | 3   | 0  | 0  | 0  | 0  | 0   | 1   | 3.7 |     |
| AT SAN DIEGO         | 02/07/13 | 21   | 1   | 4  | .250  | 0    | 1   | .000 | 1    | 3  | .333  | 2    | 6   | 8   | 4.7 | 0   | 0  | 0  | 1  | 1  | 1   | 3   | 3.6 |     |
| SAN FRANCISCO        | 02/09/13 | 10   | 1   | 1  | 1.000 | 0    | 0   | .000 | 0    | 0  | .000  | 0    | 1   | 1   | 4.5 | 2   | 0  | 0  | 1  | 0  | 0   | 2   | 3.6 |     |
| PORTLAND             | 02/16/13 | 8    | 1   | 1  | 1.000 | 0    | 0   | .000 | 0    | 1  | .000  | 2    | 0   | 2   | 4.4 | 1   | 0  | 0  | 0  | 0  | 0   | 2   | 3.5 |     |
| UTAH STATE           | 02/19/13 | 11   | 0   | 0  | .000  | 0    | 0   | .000 | 0    | 0  | .000  | 2    | 1   | 3   | 4.4 | 4   | 0  | 0  | 1  | 0  | 1   | 0   | 3.4 |     |
| AT SAINT MARYS       | 02/21/13 | 25   | 2   | 2  | 1.000 | 0    | 0   | .000 | 2    | 2  | 1.000 | 1    | 1   | 2   | 4.3 | 3   | 0  | 1  | 2  | 1  | 1   | 6   | 3.5 |     |
| GONZAGA              | 02/28/13 | 18   | 1   | 2  | .500  | 0    | 1   | .000 | 0    | 1  | .000  | 3    | 0   | 3   | 4.3 | 5   | 1  | 0  | 0  | 0  | 1   | 2   | 3.4 |     |
| AT LOYOLA MARYMOUNT  | 03/02/13 | 11   | 1   | 1  | 1.000 | 0    | 0   | .000 | 1    | 2  | .500  | 1    | 1   | 2   | 4.2 | 3   | 0  | 0  | 0  | 0  | 1   | 3   | 3.4 |     |
| VS SAN DIEGO         | 03/08/13 | * 21 | 2   | 6  | .333  | 0    | 1   | .000 | 2    | 2  | 1.000 | 3    | 1   | 4   | 4.2 | 5   | 1  | 0  | 1  | 0  | 0   | 6   | 3.5 |     |
| WASHINGTON           | 03/19/13 | * 33 | 1   | 1  | 1.000 | 0    | 0   | .000 | 0    | 0  | .000  | 0    | 5   | 5   | 4.2 | 4   | 0  | 2  | 0  | 3  | 2   | 2   | 3.5 |     |
| MERCER               | 03/25/13 | * 24 | 2   | 2  | 1.000 | 0    | 0   | .000 | 0    | 0  | .000  | 5    | 2   | 7   | 4.3 | 2   | 0  | 1  | 1  | 1  | 0   | 4   | 3.5 |     |
| AT SOUTHERN MISS     | 03/27/13 | * 25 | 2   | 2  | 1.000 | 0    | 0   | .000 | 0    | 0  | .000  | 2    | 6   | 8   | 4.4 | 4   | 0  | 1  | 1  | 0  | 0   | 4   | 3.5 |     |
| VS BAYLOR            | 04/02/13 | * 39 | 3   | 6  | .500  | 0    | 0   | .000 | 3    | 4  | .750  | 7    | 4   | 11  | 4.6 | 3   | 0  | 1  | 0  | 2  | 2   | 9   | 3.6 |     |
| TOTAL                |          | 7    | 631 | 52 | 109   | .477 | 3   | 15   | .200 | 24 | 41    | .585 | 77  | 88  | 165 | 4.6 | 92 | 5  | 20 | 21 | 23  | 21  | 131 | 3.6 |

## AUSTIN 2011-12 GAME-BY-GAME

| OPPONENT             | DATE     | GS   | MIN | FG | FGA   | PCT | 3FG | FGA   | PCT | FT | FTA   | PCT | OFF | DEF | TOT | AVG | PF | FO | A | TO | BLK | STL | PTS | AVG |
|----------------------|----------|------|-----|----|-------|-----|-----|-------|-----|----|-------|-----|-----|-----|-----|-----|----|----|---|----|-----|-----|-----|-----|
| AT UTAH STATE        | 11/11/11 | 11   | 1   | 1  | 1.000 | 0   | 0   | .000  | 0   | 0  | .000  | 1   | 2   | 3   | 3.0 | 1   | 0  | 0  | 1 | 1  | 0   | 2   | 2.0 |     |
| BYU-HAWAII           | 11/15/11 | 5    | 0   | 0  | .000  | 0   | 0   | .000  | 0   | 0  | .000  | 1   | 1   | 2   | 2.5 | 3   | 0  | 0  | 2 | 0  | 0   | 0   | 1.0 |     |
| LONGWOOD             | 11/18/11 | 13   | 2   | 4  | .500  | 0   | 0   | .000  | 0   | 0  | .000  | 2   | 1   | 3   | 2.7 | 3   | 0  | 0  | 2 | 1  | 0   | 4   | 2.0 |     |
| PRAIRIE VIEW A&M     | 11/22/11 | 8    | 0   | 1  | .000  | 0   | 0   | .000  | 2   | 4  | .500  | 0   | 0   | 0   | 2.0 | 2   | 0  | 0  | 1 | 0  | 1   | 2   | 2.0 |     |
| VS NEVADA            | 11/25/11 | 4    | 0   | 0  | .000  | 0   | 0   | .000  | 0   | 0  | .000  | 0   | 0   | 0   | 1.6 | 1   | 0  | 0  | 0 | 1  | 1   | 0   | 1.6 |     |
| VS WISCONSIN         | 11/26/11 | 1    | 0   | 0  | .000  | 0   | 0   | .000  | 2   | 2  | 1.000 | 0   | 0   | 0   | 1.3 | 0   | 0  | 0  | 0 | 0  | 0   | 2   | 1.7 |     |
| VS NORTHERN ARIZONA  | 11/30/11 | 9    | 5   | 6  | .833  | 1   | 2   | .500  | 0   | 0  | .000  | 1   | 3   | 4   | 1.7 | 3   | 0  | 1  | 0 | 0  | 0   | 11  | 3.0 |     |
| VS OREGON            | 12/03/11 | 18   | 4   | 7  | .571  | 1   | 2   | .500  | 0   | 0  | .000  | 2   | 4   | 6   | 2.3 | 5   | 1  | 0  | 0 | 0  | 0   | 9   | 3.8 |     |
| WEBER STATE          | 12/07/11 | 21   | 7   | 8  | .750  | 1   | 2   | .500  | 0   | 3  | .000  | 2   | 7   | 9   | 3.0 | 3   | 0  | 0  | 0 | 1  | 0   | 15  | 5.0 |     |
| AT UTAH              | 12/10/11 | 18   | 1   | 1  | 1.000 | 1   | 1   | 1.000 | 0   | 0  | .000  | 0   | 5   | 5   | 3.2 | 3   | 0  | 1  | 0 | 0  | 0   | 3   | 4.8 |     |
| BAYLOR               | 12/17/11 | 7    | 0   | 1  | .000  | 0   | 0   | .000  | 0   | 0  | .000  | 1   | 2   | 3   | 3.2 | 2   | 0  | 0  | 0 | 1  | 0   | 0   | 4.4 |     |
| BUFFALO              | 12/20/11 | 24   | 2   | 4  | .500  | 0   | 1   | .000  | 3   | 4  | .750  | 2   | 7   | 9   | 3.7 | 4   | 0  | 1  | 1 | 0  | 1   | 7   | 4.6 |     |
| UC SANTA BARBARA     | 12/22/11 | 8    | 0   | 1  | .000  | 0   | 1   | .000  | 0   | 2  | .000  | 0   | 0   | 0   | 3.4 | 2   | 0  | 0  | 3 | 0  | 0   | 0   | 4.2 |     |
| CAL STATE SAN MARCOS | 12/27/11 | 13   | 1   | 3  | .333  | 0   | 0   | .000  | 1   | 2  | .500  | 0   | 2   | 2   | 3.3 | 3   | 0  | 1  | 0 | 2  | 0   | 3   | 4.1 |     |
| AT SAINT MARYS       | 12/29/11 | 12   | 0   | 1  | .000  | 0   | 0   | .000  | 0   | 2  | .000  | 2   | 2   | 4   | 3.3 | 1   | 0  | 2  | 0 | 0  | 0   | 0   | 3.9 |     |
| SAN DIEGO            | 12/31/11 | 14   | 3   | 6  | .500  | 1   | 2   | .500  | 2   | 2  | 1.000 | 0   | 1   | 1   | 3.2 | 5   | 1  | 0  | 0 | 0  | 1   | 9   | 4.2 |     |
| AT LOYOLA MARYMOUNT  | 01/05/11 | 15   | 4   | 5  | .800  | 0   | 0   | .000  | 0   | 0  | .000  | 4   | 2   | 6   | 3.4 | 2   | 0  | 0  | 0 | 0  | 0   | 8   | 4.4 |     |
| SAN FRANCISCO        | 01/07/12 | 16   | 2   | 4  | .500  | 0   | 1   | .000  | 0   | 2  | .000  | 2   | 7   | 9   | 3.7 | 1   | 0  | 1  | 0 | 1  | 0   | 4   | 4.4 |     |
| SANTA CLARA          | 01/14/12 | 16   | 1   | 1  | 1.000 | 0   | 0   | .000  | 1   | 2  | .500  | 4   | 3   | 7   | 3.8 | 2   | 0  | 2  | 0 | 0  | 0   | 3   | 4.3 |     |
| AT SAN DIEGO         | 01/16/12 | 10   | 2   | 4  | .500  | 1   | 1   | 1.000 | 2   | 3  | .667  | 3   | 2   | 5   | 3.9 | 2   | 0  | 1  | 2 | 0  | 0   | 7   | 4.5 |     |
| LOYOLA MARYMOUNT     | 01/19/12 | 10   | 0   | 2  | .000  | 0   | 2   | .000  | 2   | 4  | .500  | 0   | 2   | 2   | 3.8 | 1   | 0  | 0  | 0 | 0  | 0   | 2   | 4.3 |     |
| AT PEPPERDINE        | 01/21/12 | 9    | 2   | 2  | 1.000 | 0   | 0   | .000  | 0   | 1  | .000  | 2   | 3   | 5   | 3.9 | 3   | 0  | 0  | 0 | 0  | 0   | 4   | 4.3 |     |
| AT VIRGINIA TECH     | 01/25/12 | 17   | 3   | 7  | .429  | 0   | 0   | .000  | 0   | 0  | .000  | 3   | 1   | 4   | 3.9 | 2   | 0  | 0  | 1 | 0  | 0   | 6   | 4.4 |     |
| SAINT MARYS          | 01/28/12 | 14   | 2   | 3  | .667  | 0   | 0   | .000  | 0   | 1  | .000  | 2   | 1   | 3   | 3.8 | 3   | 0  | 0  | 1 | 0  | 1   | 4   | 4.4 |     |
| GONZAGA              | 02/02/12 | 12   | 1   | 5  | .200  | 0   | 2   | .000  | 1   | 1  | 1.000 | 0   | 2   | 2   | 3.8 | 4   | 0  | 0  | 0 | 0  | 1   | 3   | 4.3 |     |
| AT PORTLAND          | 02/04/12 | 11   | 1   | 2  | .500  | 0   | 0   | .000  | 2   | 2  | 1.000 | 1   | 0   | 1   | 3.7 | 3   | 0  | 0  | 1 | 0  | 0   | 4   | 4.3 |     |
| PEPPERDINE           | 02/11/12 | 23   | 2   | 4  | .500  | 0   | 0   | .000  | 0   | 0  | .000  | 6   | 2   | 8   | 3.8 | 3   | 0  | 0  | 1 | 1  | 1   | 4   | 4.3 |     |
| AT SAN FRANCISCO     | 02/16/12 | 18   | 3   | 4  | .750  | 0   | 0   | .000  | 0   | 0  | .000  | 1   | 2   | 3   | 3.8 | 5   | 1  | 0  | 0 | 1  | 1   | 6   | 4.4 |     |
| AT SANTA CLARA       | 02/18/12 | 17   | 2   | 2  | 1.000 | 0   | 0   | .000  | 2   | 2  | 1.000 | 0   | 1   | 1   | 3.7 | 5   | 1  | 1  | 1 | 0  | 0   | 6   | 4.4 |     |
| AT GONZAGA           | 02/23/12 | 17   | 2   | 5  | .400  | 0   | 2   | .000  | 0   | 0  | .000  | 5   | 5   | 10  | 3.9 | 5   | 1  | 2  | 1 | 0  | 0   | 4   | 4.4 |     |
| PORTLAND             | 02/25/12 | * 16 | 1   | 2  | .500  | 0   | 0   | .000  | 0   | 0  | .000  | 1   | 1   | 2   | 3.8 | 3   | 0  | 0  | 1 | 1  | 0   | 2   | 4.3 |     |
| VS SAN DIEGO         | 03/02/   |      |     |    |       |     |     |       |     |    |       |     |     |     |     |     |    |    |   |    |     |     |     |     |

## AUSTIN IN CONFERENCE TOURNAMENT GAMES

| YEAR         | GP       | GS       | MIN       | AVG         | FG       | FGA       | PCT         | 3FG      | FGA      | PCT         | FT       | FTA      | PCT          | OFF      | DEF      | TOT       | AVG        | PF        | FO       | A        | TO       | BLK      | STL      | PTS       | AVG        | W-L        |
|--------------|----------|----------|-----------|-------------|----------|-----------|-------------|----------|----------|-------------|----------|----------|--------------|----------|----------|-----------|------------|-----------|----------|----------|----------|----------|----------|-----------|------------|------------|
| 2012         | 2        | 0        | 26        | 13.0        | 2        | 5         | .400        | 0        | 1        | .000        | 0        | 0        | .000         | 3        | 3        | 6         | 3.0        | 7         | 1        | 4        | 0        | 0        | 1        | 4         | 2.0        | 1-1        |
| 2013         | 1        | 1        | 21        | 21.0        | 2        | 6         | .333        | 0        | 1        | .000        | 2        | 2        | 1.000        | 3        | 1        | 4         | 4.0        | 5         | 1        | 0        | 1        | 0        | 0        | 6         | 6.0        | 0-1        |
| <b>TOTAL</b> | <b>3</b> | <b>1</b> | <b>47</b> | <b>15.7</b> | <b>4</b> | <b>11</b> | <b>.364</b> | <b>0</b> | <b>2</b> | <b>.000</b> | <b>2</b> | <b>2</b> | <b>1.000</b> | <b>6</b> | <b>4</b> | <b>10</b> | <b>3.3</b> | <b>12</b> | <b>2</b> | <b>4</b> | <b>1</b> | <b>0</b> | <b>1</b> | <b>10</b> | <b>3.3</b> | <b>1-2</b> |

## AUSTIN IN THE POSTSEASON

| YEAR         | GP       | GS       | MIN        | AVG         | FG        | FGA       | PCT         | 3FG      | FGA      | PCT         | FT       | FTA      | PCT         | OFF       | DEF       | TOT       | AVG        | PF        | FO       | A        | TO       | BLK      | STL      | PTS       | AVG        | W-L        |
|--------------|----------|----------|------------|-------------|-----------|-----------|-------------|----------|----------|-------------|----------|----------|-------------|-----------|-----------|-----------|------------|-----------|----------|----------|----------|----------|----------|-----------|------------|------------|
| 2012 (NCAA)  | 2        | 0        | 17         | 8.5         | 2         | 6         | .333        | 1        | 3        | .333        | 0        | 0        | .000        | 2         | 5         | 7         | 3.5        | 3         | 0        | 1        | 1        | 3        | 0        | 5         | 2.5        | 1-1        |
| 2013 (NIT)   | 4        | 4        | 121        | 30.3        | 8         | 11        | .727        | 0        | 0        | .000        | 3        | 4        | .750        | 14        | 17        | 31        | 7.8        | 13        | 0        | 5        | 2        | 6        | 4        | 19        | 4.8        | 3-1        |
| <b>TOTAL</b> | <b>6</b> | <b>4</b> | <b>138</b> | <b>23.0</b> | <b>10</b> | <b>17</b> | <b>.588</b> | <b>1</b> | <b>3</b> | <b>.333</b> | <b>3</b> | <b>4</b> | <b>.750</b> | <b>16</b> | <b>22</b> | <b>38</b> | <b>6.3</b> | <b>16</b> | <b>0</b> | <b>6</b> | <b>3</b> | <b>9</b> | <b>4</b> | <b>24</b> | <b>4.0</b> | <b>4-2</b> |

## MATT CARLINO CAREER STATISTICS

## CARLINO 2012-13 GAME-BY-GAME

| OPPONENT             | DATE     | GS | MIN       | FG          | FGA        | PCT        | 3FG         | FGA       | PCT        | FT          | FTA       | PCT       | OFF         | DEF       | TOT        | AVG        | PF         | FO        | A        | TO         | BLK       | STL      | PTS       | AVG        |             |
|----------------------|----------|----|-----------|-------------|------------|------------|-------------|-----------|------------|-------------|-----------|-----------|-------------|-----------|------------|------------|------------|-----------|----------|------------|-----------|----------|-----------|------------|-------------|
| TENNESSEE STATE      | 11/09/12 | *  | 30        | 3           | 6          | .500       | 0           | 3         | .000       | 3           | 4         | .750      | 0           | 5         | 5          | 5.0        | 2          | 0         | 10       | 4          | 0         | 1        | 9         | 9.0        |             |
| GEORGIA STATE        | 11/13/12 | *  | 32        | 5           | 8          | .625       | 1           | 2         | .500       | 0           | 0         | .000      | 0           | 4         | 4          | 4.5        | 1          | 0         | 7        | 4          | 0         | 4        | 11        | 10.0       |             |
| VS FLORIDA STATE     | 11/16/12 | *  | 16        | 0           | 9          | .000       | 0           | 4         | .000       | 0           | 1         | .000      | 2           | 1         | 3          | 4.0        | 0          | 0         | 2        | 2          | 0         | 0        | 0         | 6.7        |             |
| VS NOTRE DAME        | 11/17/12 | *  | 30        | 1           | 5          | .200       | 0           | 4         | .000       | 0           | 0         | .000      | 0           | 2         | 2          | 3.5        | 0          | 0         | 3        | 0          | 0         | 2        | 2         | 5.5        |             |
| UTSA                 | 11/21/12 | *  | 10        | 1           | 8          | .125       | 0           | 2         | .000       | 0           | 0         | .000      | 2           | 0         | 2          | 3.2        | 1          | 0         | 3        | 1          | 0         | 0        | 2         | 4.8        |             |
| CAL STATE NORTHRIDGE | 11/24/12 |    | 20        | 4           | 9          | .444       | 0           | 2         | .000       | 0           | 0         | .000      | 2           | 0         | 2          | 3.0        | 1          | 0         | 6        | 1          | 0         | 1        | 8         | 5.3        |             |
| VS MONTANA           | 11/28/12 |    | 24        | 2           | 4          | .500       | 1           | 1         | 1.000      | 1           | 2         | .500      | 1           | 1         | 2          | 2.9        | 2          | 0         | 2        | 0          | 0         | 1        | 6         | 5.4        |             |
| AT IOWA STATE        | 12/01/12 |    | 24        | 5           | 11         | .455       | 1           | 4         | .250       | 1           | 1         | 1.000     | 0           | 3         | 3          | 2.9        | 1          | 0         | 3        | 1          | 0         | 0        | 12        | 6.3        |             |
| UTAH                 | 12/08/12 |    | 30        | 7           | 13         | .538       | 5           | 10        | .500       | 0           | 0         | .000      | 0           | 3         | 3          | 2.9        | 2          | 0         | 5        | 2          | 0         | 3        | 19        | 7.7        |             |
| AT WEBER STATE       | 12/15/12 | *  | 30        | 3           | 7          | .429       | 0           | 3         | .000       | 0           | 0         | .000      | 0           | 4         | 4          | 3.0        | 3          | 0         | 2        | 6          | 0         | 1        | 6         | 7.5        |             |
| EASTERN NEW MEXICO   | 12/18/12 | *  | 16        | 1           | 3          | .333       | 1           | 2         | .500       | 0           | 0         | .000      | 1           | 1         | 2          | 2.9        | 1          | 0         | 3        | 2          | 0         | 3        | 3         | 7.1        |             |
| AT BAYLOR            | 12/21/12 | *  | 27        | 4           | 9          | .444       | 0           | 2         | .000       | 0           | 0         | .000      | 1           | 2         | 3          | 2.9        | 3          | 0         | 1        | 3          | 0         | 1        | 8         | 7.2        |             |
| NORTHERN ARIZONA     | 12/27/12 | *  | 18        | 3           | 9          | .333       | 0           | 1         | .000       | 0           | 0         | .000      | 0           | 2         | 2          | 2.8        | 1          | 0         | 6        | 3          | 0         | 2        | 6         | 7.1        |             |
| VS VIRGINIA TECH     | 12/29/12 | *  | 20        | 3           | 7          | .429       | 0           | 1         | .000       | 3           | 4         | .750      | 2           | 2         | 4          | 2.9        | 3          | 0         | 2        | 2          | 0         | 1        | 9         | 7.2        |             |
| LOYOLA MARYMOUNT     | 01/03/13 | *  | 33        | 7           | 15         | .467       | 4           | 8         | .500       | 3           | 5         | .600      | 1           | 4         | 5          | 3.1        | 0          | 0         | 5        | 4          | 0         | 4        | 21        | 8.1        |             |
| AT SAN FRANCISCO     | 01/05/13 | *  | 38        | 8           | 15         | .533       | 2           | 6         | .333       | 4           | 6         | .667      | 1           | 6         | 7          | 3.3        | 2          | 0         | 4        | 1          | 0         | 5        | 22        | 9.0        |             |
| PEPPERDINE           | 01/10/13 | *  | 25        | 4           | 8          | .500       | 3           | 4         | .750       | 2           | 3         | .667      | 0           | 4         | 4          | 3.4        | 2          | 0         | 4        | 0          | 0         | 2        | 13        | 9.2        |             |
| AT SANTA CLARA       | 01/12/13 | *  | 35        | 5           | 14         | .357       | 1           | 4         | .250       | 2           | 2         | 1.000     | 2           | 3         | 5          | 3.4        | 2          | 0         | 8        | 0          | 0         | 3        | 13        | 9.4        |             |
| SAINTE MARYS         | 01/16/13 | *  | 34        | 6           | 12         | .500       | 2           | 4         | .500       | 2           | 3         | .667      | 0           | 4         | 4          | 3.5        | 2          | 0         | 5        | 6          | 0         | 0        | 16        | 9.8        |             |
| SAN DIEGO            | 01/19/13 | *  | 29        | 5           | 14         | .357       | 1           | 6         | .167       | 0           | 1         | .000      | 0           | 3         | 3          | 3.5        | 1          | 0         | 6        | 0          | 0         | 3        | 11        | 9.9        |             |
| AT GONZAGA           | 01/24/13 | *  | 32        | 4           | 11         | .364       | 1           | 7         | .143       | 2           | 2         | 1.000     | 0           | 1         | 1          | 3.3        | 2          | 0         | 4        | 4          | 0         | 4        | 11        | 9.9        |             |
| AT PORTLAND          | 01/26/13 | *  | 37        | 10          | 17         | .588       | 2           | 2         | 1.000      | 2           | 3         | .667      | 1           | 1         | 2          | 3.3        | 1          | 0         | 6        | 2          | 0         | 4        | 24        | 10.5       |             |
| AT PEPPERDINE        | 01/31/13 | *  | 31        | 3           | 11         | .273       | 1           | 3         | .333       | 5           | 5         | 1.000     | 2           | 3         | 5          | 3.3        | 1          | 0         | 4        | 3          | 0         | 3        | 12        | 10.6       |             |
| SANTA CLARA          | 02/02/13 | *  | 33        | 10          | 17         | .588       | 3           | 6         | .500       | 5           | 5         | 1.000     | 0           | 3         | 3          | 3.3        | 1          | 0         | 6        | 4          | 1         | 2        | 28        | 11.3       |             |
| AT SAN DIEGO         | 02/07/13 | *  | 37        | 4           | 14         | .286       | 1           | 7         | .143       | 0           | 0         | .000      | 0           | 3         | 3          | 3.4        | 4          | 0         | 4        | 5          | 0         | 4        | 9         | 11.2       |             |
| SAN FRANCISCO        | 02/09/13 | *  | 23        | 4           | 12         | .333       | 1           | 4         | .250       | 1           | 2         | .500      | 0           | 0         | 0          | 3.2        | 2          | 0         | 3        | 1          | 0         | 0        | 10        | 11.2       |             |
| PORTLAND             | 02/16/13 | *  | 32        | 4           | 6          | .667       | 1           | 1         | 1.000      | 1           | 1         | 1.000     | 0           | 2         | 2          | 3.1        | 1          | 0         | 7        | 2          | 1         | 2        | 10        | 11.1       |             |
| UTAH STATE           | 02/19/13 | *  | 32        | 3           | 12         | .250       | 1           | 7         | .143       | 2           | 2         | 1.000     | 0           | 3         | 3          | 3.1        | 0          | 0         | 5        | 2          | 0         | 1        | 9         | 11.1       |             |
| AT SAINT MARYS       | 02/21/13 | *  | 35        | 1           | 5          | .200       | 0           | 3         | .000       | 0           | 2         | .000      | 0           | 1         | 1          | 3.1        | 2          | 0         | 2        | 5          | 0         | 0        | 2         | 10.8       |             |
| GONZAGA              | 02/28/13 | *  | 23        | 3           | 11         | .273       | 1           | 3         | .333       | 0           | 0         | .000      | 1           | 3         | 4          | 3.1        | 1          | 0         | 2        | 2          | 0         | 1        | 7         | 10.6       |             |
| AT LOYOLA MARYMOUNT  | 03/02/13 | *  | 28        | 4           | 6          | .667       | 2           | 3         | .667       | 1           | 3         | .333      | 0           | 3         | 3          | 3.1        | 3          | 0         | 7        | 9          | 0         | 0        | 11        | 10.6       |             |
| VS SAN DIEGO         | 03/08/13 | *  | 34        | 5           | 11         | .455       | 2           | 5         | .400       | 1           | 2         | .500      | 1           | 6         | 7          | 3.2        | 0          | 0         | 2        | 4          | 0         | 1        | 13        | 10.7       |             |
| WASHINGTON           | 03/19/13 | *  | 28        | 5           | 11         | .455       | 4           | 8         | .500       | 6           | 6         | 1.000     | 1           | 6         | 7          | 3.3        | 2          | 0         | 9        | 5          | 0         | 2        | 20        | 11.0       |             |
| MERCER               | 03/25/13 | *  | 34        | 6           | 13         | .462       | 5           | 10        | .500       | 1           | 2         | .500      | 1           | 5         | 6          | 3.4        | 0          | 0         | 9        | 3          | 0         | 2        | 18        | 11.2       |             |
| AT SOUTHERN MISS     | 03/27/13 | *  | 39        | 4           | 14         | .286       | 4           | 11        | .364       | 3           | 4         | .750      | 0           | 6         | 6          | 3.5        | 1          | 0         | 9        | 4          | 0         | 1        | 15        | 11.3       |             |
| VS BAYLOR            | 04/02/13 | *  | 35        | 7           | 20         | .350       | 5           | 14        | .357       | 0           | 0         | .000      | 1           | 5         | 6          | 3.6        | 4          | 0         | 5        | 1          | 0         | 0        | 19        | 11.5       |             |
| <b>TOTAL</b>         |          |    | <b>32</b> | <b>1034</b> | <b>154</b> | <b>377</b> | <b>.408</b> | <b>56</b> | <b>167</b> | <b>.335</b> | <b>51</b> | <b>71</b> | <b>.718</b> | <b>23</b> | <b>105</b> | <b>128</b> | <b>3.6</b> | <b>58</b> | <b>0</b> | <b>171</b> | <b>98</b> | <b>2</b> | <b>64</b> | <b>415</b> | <b>11.5</b> |

## CARLINO 2011-12 GAME-BY-GAME

| OPPONENT             | DATE     | GS | MIN | FG | FGA | PCT  | 3FG | FGA | PCT  | FT | FTA | PCT   | OFF | DEF | TOT | AVG | PF  | FO | A | TO | BLK | STL | PTS | AVG  |      |
|----------------------|----------|----|-----|----|-----|------|-----|-----|------|----|-----|-------|-----|-----|-----|-----|-----|----|---|----|-----|-----|-----|------|------|
| BAYLOR               | 12/17/11 |    | 24  | 7  | 14  | .500 | 4   | 8   | .500 | 0  | 0   | .000  | 0   | 1   | 1   | 1.0 | 4   | 0  | 2 | 4  | 1   | 1   | 18  | 18.0 |      |
| BUFFALO              | 12/20/11 | *  | 29  | 3  | 9   | .333 | 2   | 5   | .400 | 2  | 2   | 1.000 | 0   | 1   | 6   | 7   | 4.0 | 3  | 0 | 11 | 5   | 0   | 3   | 10   | 14.0 |
| UC SANTA BARBARA     | 12/22/11 | *  | 32  | 8  | 14  | .571 | 3   | 5   | .600 | 3  | 5   | .600  | 0   | 2   | 2   | 3.3 | 1   | 0  | 6 | 3  | 1   | 2   | 22  | 16.7 |      |
| CAL STATE SAN MARCOS | 12/27/11 | *  | 21  | 6  | 7   | .857 | 3   | 4   | .750 | 4  | 4   | 1.000 | 0   | 2   | 2   | 3.0 | 2   | 0  | 0 | 2  | 0   | 3   | 19  | 17.3 |      |
| AT SAINT MARYS       | 12/29/11 | *  | 27  | 5  | 15  | .333 | 3   | 6   | .500 | 0  | 0   | .000  | 1   | 3   | 4   | 3.2 | 4   | 0  | 6 | 3  | 0   | 0   | 13  | 16.4 |      |
| SAN DIEGO            | 12/31/11 | *  | 20  | 3  | 7   | .429 | 2   | 5   | .400 | 0  | 0   | .000  | 0   | 6   | 6   | 3.7 | 5   | 1  | 3 | 2  | 1   | 3   | 8   | 15.0 |      |
| AT LOYOLA MARYMOUNT  | 01/05/12 | *  | 24  | 2  | 9   | .222 | 1   | 7   | .143 | 4  | 6   | .667  | 1   | 1   | 2   | 3.4 | 0   | 0  | 7 | 1  | 0   | 1   | 9   | 14.1 |      |
| SAN FRANCISCO        | 01/07/12 | *  | 31  | 4  | 6   | .667 | 2   | 3   | .667 | 2  | 2   | 1.000 | 0   | 1   | 1   | 3.1 | 1   | 0  | 4 | 2  | 0   | 2   | 12  | 13.9 |      |
| SANTA CLARA          | 01/14/12 | *  | 33  | 7  | 12  | .583 | 3   | 6   | .500 | 4  | 6   | .667  | 0   | 3   | 3   | 3.1 | 2   | 0  | 8 | 2  | 1   | 1   | 21  | 14.7 |      |
| AT SAN DIEGO         | 01/16/12 | *  | 25  | 5  | 9   | .556 | 2   | 4   | .500 | 2  | 2   | 1.000 | 1   | 6   | 7   | 3.5 | 2   | 0  | 2 | 4  | 1   | 0   | 14  | 14.6 |      |
| LOYOLA MARYMOUNT     | 01/19/12 | *  | 30  | 2  | 10  | .200 | 1   | 7   | .143 | 0  | 0   | .000  | 1   | 3   | 4   | 3.5 | 4   | 0  | 3 | 3  | 0   | 0   | 5   | 13.7 |      |
| AT PEPPERDINE        | 01/21/12 | *  | 20  | 0  | 4   | .000 | 0   | 1   | .000 | 0  | 0   | .000  | 0   | 1   | 1   | 3.3 | 1   | 0  | 2 | 0  | 0   | 0   | 0   | 12.6 |      |
| AT VIRGINIA TECH     | 01/25/12 | *  | 35  | 3  | 15  | .200 | 1   | 8   | .125 | 0  | 0   | .000  | 1   | 5   | 6   | 3.5 | 2   | 0  | 5 | 1  | 0   | 0   | 7   | 12.2 |      |
| SAINTE MARYS         | 01/28/12 | *  | 28  | 6  | 15  | .400 | 0   | 5   | .000 | 3  | 4   | .750  | 1   | 2   | 3   | 3.5 | 5   | 1  | 3 | 0  | 0   | 0   | 15  | 12.4 |      |
| GONZAGA              | 02/02/12 | *  | 28  | 7  | 13  | .538 | 1   | 2   | .500 | 3  | 4   | .750  | 0   | 0   | 0   | 3.3 | 3   | 0  | 5 | 3  | 0   | 3   | 18  | 12.7 |      |
| AT PORTLAND          | 02/04/12 | *  | 27  | 3  | 11  | .273 | 0   | 4   | .000 | 7  | 8   | .875  | 1   | 3   | 4   | 3.3 | 2   | 0  | 4 | 2  | 1   | 1   | 13  | 12.8 |      |
| PEPPERDINE           | 02/11/12 | *  | 20  | 4  | 11  | .364 | 1   | 7   | .143 | 1  | 1   | 1.000 | 0   | 3   | 3   | 3.3 | 0</ |    |   |    |     |     |     |      |      |

# INDIVIDUAL CAREER STATISTICS



|              |          |   |           |            |            |            |             |           |            |             |           |           |             |          |           |           |            |           |             |           |          |           |            |             |
|--------------|----------|---|-----------|------------|------------|------------|-------------|-----------|------------|-------------|-----------|-----------|-------------|----------|-----------|-----------|------------|-----------|-------------|-----------|----------|-----------|------------|-------------|
| VS SAN DIEGO | 03/02/12 | * | 29        | 3          | 9          | .333       | 2           | 4         | 500        | 0           | 0         | .000      | 0           | 1        | 1         | 3.1       | 4          | 0         | 7           | 9         | 1        | 1         | 8          | 12.7        |
| VS GONZAGA   | 03/03/12 | * | 33        | 4          | 12         | .333       | 2           | 6         | .333       | 2           | 2         | 1.000     | 0           | 3        | 3         | 3.1       | 2          | 0         | 4           | 5         | 0        | 1         | 12         | 12.7        |
| VS IONA      | 03/13/12 | * | 20        | 2          | 7          | .286       | 0           | 3         | .000       | 2           | 2         | 1.000     | 0           | 1        | 1         | 3.0       | 1          | 0         | 2           | 5         | 0        | 1         | 6          | 12.4        |
| VS MARQUETTE | 03/15/12 | * | 32        | 2          | 10         | .200       | 1           | 4         | .250       | 2           | 2         | 1.000     | 0           | 2        | 2         | 3.0       | 2          | 0         | 4           | 5         | 0        | 2         | 7          | 12.2        |
| <b>TOTAL</b> |          |   | <b>24</b> | <b>692</b> | <b>110</b> | <b>274</b> | <b>.401</b> | <b>41</b> | <b>124</b> | <b>.331</b> | <b>44</b> | <b>58</b> | <b>.759</b> | <b>9</b> | <b>66</b> | <b>75</b> | <b>3.0</b> | <b>58</b> | <b>2115</b> | <b>75</b> | <b>7</b> | <b>36</b> | <b>305</b> | <b>12.2</b> |

## CARLINO IN CONFERENCE TOURNAMENT GAMES

| YEAR         | GP       | GS       | MIN       | AVG         | FG        | FGA       | PCT         | 3FG      | FGA       | PCT         | FT       | FTA      | PCT         | OFF      | DEF       | TOT       | AVG        | PF       | FO       | A         | TO        | BLK      | STL      | PTS       | AVG         | W-L        |
|--------------|----------|----------|-----------|-------------|-----------|-----------|-------------|----------|-----------|-------------|----------|----------|-------------|----------|-----------|-----------|------------|----------|----------|-----------|-----------|----------|----------|-----------|-------------|------------|
| 2012         | 2        | 2        | 62        | 31.0        | 7         | 21        | .333        | 4        | 10        | .400        | 2        | 2        | 1.000       | 0        | 4         | 4         | 2.0        | 6        | 0        | 11        | 14        | 1        | 2        | 20        | 10.0        | 1-1        |
| 2013         | 1        | 1        | 34        | 34.0        | 5         | 11        | .455        | 2        | 5         | .400        | 1        | 2        | .500        | 1        | 6         | 7         | 7.0        | 0        | 0        | 2         | 4         | 0        | 1        | 13        | 13.0        | 0-1        |
| <b>TOTAL</b> | <b>3</b> | <b>3</b> | <b>96</b> | <b>32.0</b> | <b>12</b> | <b>32</b> | <b>.375</b> | <b>6</b> | <b>15</b> | <b>.400</b> | <b>3</b> | <b>4</b> | <b>.750</b> | <b>1</b> | <b>10</b> | <b>11</b> | <b>3.7</b> | <b>6</b> | <b>0</b> | <b>13</b> | <b>18</b> | <b>1</b> | <b>3</b> | <b>33</b> | <b>11.0</b> | <b>1-2</b> |

## CARLINO IN THE POSTSEASON

| YEAR         | GP       | GS       | MIN        | AVG         | FG        | FGA       | PCT         | 3FG       | FGA       | PCT         | FT        | FTA       | PCT         | OFF      | DEF       | TOT       | AVG        | PF        | FO       | A         | TO        | BLK      | STL      | PTS       | AVG         | W-L        |
|--------------|----------|----------|------------|-------------|-----------|-----------|-------------|-----------|-----------|-------------|-----------|-----------|-------------|----------|-----------|-----------|------------|-----------|----------|-----------|-----------|----------|----------|-----------|-------------|------------|
| 2012 (NCAA)  | 2        | 2        | 52         | 26.0        | 4         | 17        | .235        | 1         | 7         | .143        | 4         | 4         | 1.000       | 0        | 3         | 3         | 1.5        | 3         | 0        | 6         | 10        | 0        | 3        | 13        | 6.5         | 1-1        |
| 2013 (NIT)   | 4        | 4        | 136        | 34.0        | 22        | 58        | .379        | 18        | 43        | .419        | 10        | 12        | .833        | 3        | 22        | 25        | 6.3        | 7         | 0        | 32        | 13        | 0        | 5        | 72        | 18.0        | 3-1        |
| <b>TOTAL</b> | <b>6</b> | <b>6</b> | <b>188</b> | <b>31.3</b> | <b>26</b> | <b>75</b> | <b>.347</b> | <b>19</b> | <b>50</b> | <b>.380</b> | <b>14</b> | <b>16</b> | <b>.875</b> | <b>3</b> | <b>25</b> | <b>28</b> | <b>4.7</b> | <b>10</b> | <b>0</b> | <b>38</b> | <b>23</b> | <b>0</b> | <b>8</b> | <b>85</b> | <b>14.2</b> | <b>4-2</b> |

# TYLER HAWS CAREER STATISTICS

## HAWS 2012-13 GAME-BY-GAME

| OPponent             | DATE     | GS | MIN       | FG          | FGA        | PCT        | 3FG         | FGA       | PCT        | FT          | FTA        | PCT        | OFF         | DEF       | TOT        | AVG        | PF         | FO        | A        | TO        | BLK       | STL      | PTS       | AVG        |             |
|----------------------|----------|----|-----------|-------------|------------|------------|-------------|-----------|------------|-------------|------------|------------|-------------|-----------|------------|------------|------------|-----------|----------|-----------|-----------|----------|-----------|------------|-------------|
| TENNESSEE STATE      | 11/09/12 | *  | 30        | 7           | 15         | .467       | 0           | 2         | .000       | 8           | 9          | .889       | 0           | 4         | 4          | 4.0        | 1          | 0         | 1        | 1         | 0         | 0        | 22        | 22.0       |             |
| GEORGIA STATE        | 11/13/12 | *  | 32        | 8           | 12         | .667       | 4           | 6         | .667       | 2           | 2          | 1.000      | 1           | 6         | 7          | 5.5        | 0          | 0         | 5        | 4         | 0         | 2        | 22        | 22.0       |             |
| VS FLORIDA STATE     | 11/16/12 | *  | 35        | 10          | 20         | .500       | 1           | 4         | .250       | 2           | 2          | 1.000      | 6           | 3         | 9          | 6.7        | 3          | 0         | 5        | 3         | 1         | 3        | 23        | 22.3       |             |
| VS NOTRE DAME        | 11/17/12 | *  | 40        | 8           | 20         | .400       | 0           | 2         | .000       | 5           | 6          | .833       | 2           | 6         | 8          | 7.0        | 2          | 0         | 4        | 2         | 0         | 2        | 21        | 22.0       |             |
| UTSA                 | 11/21/12 | *  | 35        | 8           | 16         | .500       | 2           | 4         | .500       | 2           | 2          | 1.000      | 2           | 4         | 6          | 6.8        | 1          | 0         | 3        | 3         | 0         | 0        | 20        | 21.6       |             |
| CAL STATE NORTHRIDGE | 11/24/12 | *  | 33        | 9           | 17         | .529       | 2           | 4         | .500       | 12          | 12         | 1.000      | 3           | 3         | 6          | 6.7        | 2          | 0         | 1        | 2         | 0         | 0        | 32        | 23.3       |             |
| VS MONTANA           | 11/28/12 | *  | 31        | 6           | 12         | .500       | 1           | 4         | .250       | 5           | 6          | .833       | 0           | 2         | 2          | 6.0        | 0          | 0         | 3        | 3         | 1         | 1        | 18        | 22.6       |             |
| AT IOWA STATE        | 12/01/12 | *  | 29        | 4           | 13         | .308       | 1           | 4         | .250       | 0           | 0          | .000       | 1           | 1         | 2          | 5.5        | 2          | 0         | 3        | 5         | 0         | 2        | 9         | 20.9       |             |
| UTAH                 | 12/08/12 | *  | 34        | 2           | 10         | .200       | 0           | 3         | .000       | 10          | 10         | 1.000      | 2           | 4         | 6          | 5.6        | 2          | 0         | 1        | 1         | 0         | 1        | 14        | 20.1       |             |
| AT WEBER STATE       | 12/15/12 | *  | 38        | 6           | 15         | .400       | 1           | 2         | .500       | 10          | 10         | 1.000      | 2           | 4         | 6          | 5.6        | 2          | 0         | 3        | 1         | 1         | 2        | 23        | 20.4       |             |
| EASTERN NEW MEXICO   | 12/18/12 | *  | 26        | 9           | 15         | .600       | 1           | 4         | .250       | 0           | 0          | .000       | 1           | 4         | 5          | 5.5        | 0          | 0         | 1        | 2         | 0         | 2        | 19        | 20.3       |             |
| AT BAYLOR            | 12/21/12 | *  | 33        | 6           | 14         | .429       | 0           | 2         | .000       | 1           | 1          | 1.000      | 1           | 3         | 4          | 5.4        | 2          | 0         | 3        | 2         | 0         | 1        | 13        | 19.7       |             |
| NORTHERN ARIZONA     | 12/27/12 | *  | 25        | 5           | 10         | .500       | 3           | 4         | .750       | 2           | 2          | 1.000      | 3           | 1         | 4          | 5.3        | 1          | 0         | 4        | 3         | 0         | 2        | 15        | 19.3       |             |
| VS VIRGINIA TECH     | 12/29/12 | *  | 35        | 14          | 25         | .560       | 6           | 8         | .750       | 8           | 9          | .889       | 0           | 3         | 3          | 5.1        | 2          | 0         | 1        | 1         | 0         | 2        | 42        | 20.9       |             |
| LOYOLA MARYMOUNT     | 01/03/13 | *  | 31        | 6           | 13         | .462       | 2           | 4         | .500       | 6           | 6          | 1.000      | 3           | 6         | 9          | 5.4        | 0          | 0         | 1        | 1         | 0         | 1        | 20        | 20.9       |             |
| AT SAN FRANCISCO     | 01/05/13 | *  | 37        | 9           | 20         | .450       | 1           | 2         | .500       | 3           | 6          | .500       | 0           | 4         | 4          | 5.3        | 1          | 0         | 1        | 1         | 0         | 0        | 22        | 20.9       |             |
| PEPPERDINE           | 01/10/13 | *  | 30        | 8           | 14         | .571       | 1           | 3         | .333       | 7           | 7          | 1.000      | 1           | 1         | 2          | 5.1        | 0          | 0         | 1        | 1         | 0         | 2        | 24        | 21.1       |             |
| AT SANTA CLARA       | 01/12/13 | *  | 35        | 10          | 14         | .714       | 1           | 2         | .500       | 3           | 4          | .750       | 2           | 3         | 5          | 5.1        | 2          | 0         | 1        | 2         | 0         | 3        | 24        | 21.3       |             |
| SAINT MARYS          | 01/16/13 | *  | 38        | 8           | 16         | .500       | 0           | 2         | .000       | 7           | 8          | .875       | 1           | 6         | 7          | 5.2        | 2          | 0         | 1        | 1         | 0         | 1        | 23        | 21.4       |             |
| SAN DIEGO            | 01/19/13 | *  | 34        | 8           | 20         | .400       | 0           | 3         | .000       | 9           | 9          | 1.000      | 1           | 1         | 2          | 5.1        | 0          | 0         | 1        | 2         | 0         | 0        | 25        | 21.6       |             |
| AT GONZAGA           | 01/24/13 | *  | 33        | 0           | 9          | .000       | 0           | 1         | .000       | 1           | 2          | .500       | 1           | 3         | 4          | 5.0        | 2          | 0         | 2        | 0         | 2         | 0        | 1         | 20.6       |             |
| AT PORTLAND          | 01/26/13 | *  | 35        | 5           | 14         | .357       | 2           | 4         | .500       | 7           | 10         | .700       | 1           | 2         | 3          | 4.9        | 3          | 0         | 2        | 2         | 0         | 3        | 19        | 20.5       |             |
| AT PEPPERDINE        | 01/31/13 | *  | 36        | 9           | 18         | .500       | 3           | 6         | .500       | 0           | 2          | .000       | 0           | 2         | 2          | 4.8        | 1          | 0         | 3        | 3         | 0         | 0        | 21        | 20.5       |             |
| SANTA CLARA          | 02/02/13 | *  | 35        | 11          | 17         | .647       | 0           | 2         | .000       | 2           | 4          | .500       | 1           | 1         | 2          | 4.7        | 1          | 0         | 5        | 2         | 0         | 1        | 24        | 20.7       |             |
| AT SAN DIEGO         | 02/07/13 | *  | 40        | 10          | 17         | .588       | 2           | 2         | 1.000      | 5           | 7          | .714       | 2           | 1         | 3          | 4.6        | 2          | 0         | 0        | 3         | 0         | 3        | 27        | 20.9       |             |
| SAN FRANCISCO        | 02/09/13 | *  | 38        | 4           | 16         | .250       | 0           | 4         | .000       | 8           | 8          | 1.000      | 1           | 3         | 4          | 4.6        | 4          | 0         | 4        | 1         | 0         | 0        | 16        | 20.7       |             |
| PORTLAND             | 02/16/13 | *  | 35        | 13          | 19         | .684       | 1           | 2         | .500       | 1           | 2          | .500       | 2           | 6         | 8          | 4.7        | 0          | 0         | 3        | 0         | 0         | 2        | 28        | 21.0       |             |
| UTAH STATE           | 02/19/13 | *  | 36        | 7           | 19         | .368       | 1           | 5         | .200       | 12          | 14         | .857       | 1           | 1         | 2          | 4.6        | 2          | 0         | 0        | 1         | 0         | 3        | 27        | 21.2       |             |
| AT SAINT MARYS       | 02/21/13 | *  | 36        | 4           | 10         | .400       | 0           | 0         | .000       | 4           | 4          | 1.000      | 0           | 6         | 6          | 4.7        | 4          | 0         | 1        | 2         | 0         | 1        | 12        | 20.9       |             |
| GONZAGA              | 02/28/13 | *  | 37        | 8           | 18         | .444       | 0           | 0         | .000       | 3           | 5          | .600       | 1           | 5         | 6          | 4.7        | 1          | 0         | 0        | 0         | 0         | 0        | 19        | 20.8       |             |
| AT LOYOLA MARYMOUNT  | 03/02/13 | *  | 32        | 4           | 12         | .333       | 2           | 4         | .500       | 14          | 14         | 1.000      | 1           | 5         | 6          | 4.7        | 1          | 0         | 0        | 3         | 0         | 0        | 24        | 20.9       |             |
| VS SAN DIEGO         | 03/08/13 | *  | 29        | 7           | 13         | .538       | 1           | 2         | .500       | 5           | 6          | .833       | 0           | 1         | 1          | 4.6        | 2          | 0         | 0        | 2         | 0         | 2        | 20        | 20.9       |             |
| WASHINGTON           | 03/19/13 | *  | 38        | 15          | 24         | .625       | 1           | 3         | .333       | 6           | 6          | 1.000      | 3           | 3         | 6          | 4.7        | 2          | 0         | 3        | 2         | 0         | 1        | 37        | 21.4       |             |
| MERCER               | 03/25/13 | *  | 37        | 8           | 17         | .471       | 1           | 3         | .333       | 7           | 7          | 1.000      | 0           | 2         | 2          | 4.6        | 1          | 0         | 2        | 1         | 0         | 1        | 24        | 21.5       |             |
| AT SOUTHERN MISS     | 03/27/13 | *  | 38        | 11          | 22         | .500       | 2           | 5         | .400       | 1           | 2          | .500       | 3           | 2         | 5          | 4.6        | 1          | 0         | 4        | 1         | 0         | 1        | 25        | 21.6       |             |
| VS BAYLOR            | 04/02/13 | *  | 39        | 9           | 15         | .600       | 0           | 1         | .000       | 7           | 7          | 1.000      | 0           | 4         | 4          | 4.6        | 2          | 0         | 0        | 5         | 1         | 0        | 25        | 21.7       |             |
| <b>TOTAL</b>         |          |    | <b>36</b> | <b>1235</b> | <b>276</b> | <b>571</b> | <b>.483</b> | <b>43</b> | <b>113</b> | <b>.381</b> | <b>185</b> | <b>211</b> | <b>.877</b> | <b>49</b> | <b>116</b> | <b>165</b> | <b>4.6</b> | <b>54</b> | <b>0</b> | <b>71</b> | <b>71</b> | <b>5</b> | <b>45</b> | <b>780</b> | <b>21.7</b> |

## HAWS 2009-10 GAME-BY-GAME

| OPponent         | DATE     | GS | MIN | FG | FGA | PCT  | 3FG | FGA | PCT  | FT | FTA | PCT   | OFF | DEF | TOT | AVG | PF | FO | A | TO | BLK | STL | PTS | AVG |
|------------------|----------|----|-----|----|-----|------|-----|-----|------|----|-----|-------|-----|-----|-----|-----|----|----|---|----|-----|-----|-----|-----|
| BRADLEY          | 11/13/09 |    | 19  | 0  | 2   | .000 | 0   | 0   | .000 | 4  | 6   | .667  | 2   | 5   | 7   | 7.0 | 3  | 0  | 2 | 0  | 0   | 0   | 4   | 4.0 |
| IDAHO STATE      | 11/17/09 |    | 24  | 4  | 7   | .571 | 0   | 3   | .000 | 1  | 1   | 1.000 | 0   | 5   | 5   | 6.0 | 4  | 0  | 6 | 0  | 2   | 1   | 9   | 6.5 |
| AT HAWAI'I       | 11/20/09 | *  | 25  | 4  | 9   | .444 | 0   | 2   | .000 | 4  | 4   | 1.000 | 0   | 0   | 0   | 4.0 | 3  | 0  | 1 | 1  | 0   | 1   | 12  | 8.3 |
| SOUTHERN         | 11/24/09 | *  | 23  | 2  | 7   | .286 | 0   | 1   | .000 | 1  | 1   | 1.000 | 1   | 3   | 4   | 4.0 | 0  | 0  | 0 | 0  | 0   | 1   | 5   | 7.5 |
| WEBER STATE      | 11/27/09 | *  | 23  | 1  | 5   | .200 | 0   | 0   | .000 | 3  | 4   | .750  | 2   | 1   | 3   | 3.8 | 0  | 0  | 1 | 2  | 0   | 2   | 5   | 7.0 |
| AT UTAH STATE    | 12/02/09 | *  | 26  | 4  | 7   | .571 | 0   | 1   | .000 | 0  | 1   | .000  | 2   | 1   | 3   | 3.7 | 2  | 0  | 0 | 1  | 0   | 1   | 8   | 7.2 |
| VS SAN FRANCISCO | 12/05/09 | *  | 26  | 5  | 8   | .625 | 0   | 3   | .000 | 2  | 2   | 1.000 | 0   | 0   | 0   | 3.1 | 2  | 0  | 0 | 1  | 0   | 0   | 12  | 7.9 |
| ARIZONA STATE    | 12/08/09 | *  | 37  | 5  | 10  | .500 | 1   | 3   | .333 | 6  | 6   | 1.000 | 5   | 6   | 11  | 4.1 | 1  | 0  | 3 | 2  | 0   | 0   | 17  | 9.0 |
| AT FRESNO STATE  | 12/12/09 | *  | 36  | 7  | 11  | .636 | 3   | 5   | .600 | 0  | 0   | .000  | 1   | 3   | 4   | 4.1 | 3  | 0  | 1 | 3  | 0   | 0   | 17  | 9.9 |
| WAGNER           | 12/1     |    |     |    |     |      |     |     |      |    |     |       |     |     |     |     |    |    |   |    |     |     |     |     |



## INDIVIDUAL CAREER STATISTICS

|                    |          |   |           |            |            |             |             |           |           |             |            |            |             |           |           |            |            |           |          |           |           |          |           |            |             |
|--------------------|----------|---|-----------|------------|------------|-------------|-------------|-----------|-----------|-------------|------------|------------|-------------|-----------|-----------|------------|------------|-----------|----------|-----------|-----------|----------|-----------|------------|-------------|
| UNLV               | 01/06/10 | * | 30        | 3          | 9          | .333        | 1           | 1         | 1.000     | 5           | 6          | .833       | 4           | 2         | 6         | 4.4        | 3          | 0         | 3        | 0         | 0         | 2        | 12        | 11.1       |             |
| AT UTEP            | 01/09/10 | * | 36        | 5          | 9          | .556        | 1           | 1         | 1.000     | 9           | 10         | .900       | 3           | 8         | 11        | 4.8        | 2          | 0         | 2        | 2         | 0         | 1        | 20        | 11.6       |             |
| AT AIR FORCE       | 01/13/10 | * | 28        | 4          | 7          | .571        | 0           | 3         | 2.000     | 2           | 2          | 1.000      | 0           | 3         | 3         | 4.7        | 0          | 0         | 2        | 3         | 1         | 0        | 10        | 11.6       |             |
| COLORADO STATE     | 01/16/10 | * | 25        | 3          | 5          | .600        | 1           | 2         | .500      | 4           | 4          | 1.000      | 0           | 2         | 2         | 4.6        | 0          | 0         | 2        | 0         | 0         | 0        | 11        | 11.5       |             |
| WYOMING            | 01/20/10 | * | 35        | 8          | 12         | .667        | 4           | 5         | 8.00      | 4           | 4          | 1.000      | 4           | 2         | 6         | 4.7        | 0          | 0         | 0        | 2         | 1         | 0        | 24        | 12.2       |             |
| AT SAN DIEGO STATE | 01/23/10 | * | 32        | 6          | 10         | .600        | 3           | 4         | .750      | 2           | 2          | 1.000      | 1           | 1         | 2         | 4.5        | 0          | 0         | 2        | 1         | 0         | 0        | 17        | 12.4       |             |
| AT NEW MEXICO      | 01/27/10 | * | 28        | 3          | 8          | .375        | 0           | 1         | .000      | 1           | 2          | .500       | 2           | 5         | 7         | 4.6        | 1          | 0         | 3        | 2         | 0         | 2        | 7         | 12.1       |             |
| UTAH               | 01/30/10 | * | 33        | 7          | 11         | .636        | 0           | 1         | .000      | 1           | 2          | .500       | 3           | 4         | 7         | 4.7        | 1          | 0         | 1        | 0         | 0         | 1        | 15        | 12.3       |             |
| TCU                | 02/02/10 | * | 12        | 0          | 4          | .000        | 0           | 2         | .000      | 0           | 0          | .000       | 0           | 4         | 4         | 4.7        | 0          | 0         | 0        | 0         | 0         | 0        | 0         | 11.8       |             |
| AT UNLV            | 02/06/10 | * | 29        | 2          | 8          | .250        | 1           | 3         | .333      | 0           | 0          | .000       | 2           | 1         | 3         | 4.6        | 1          | 0         | 0        | 1         | 0         | 0        | 5         | 11.5       |             |
| AIR FORCE          | 02/13/10 | * | 25        | 5          | 8          | .625        | 1           | 2         | .500      | 5           | 6          | .833       | 1           | 1         | 2         | 4.5        | 2          | 0         | 2        | 3         | 0         | 4        | 16        | 11.7       |             |
| AT COLORADO STATE  | 02/17/10 | * | 16        | 2          | 5          | .400        | 0           | 2         | .000      | 0           | 0          | .000       | 0           | 2         | 2         | 4.4        | 2          | 0         | 2        | 1         | 0         | 0        | 4         | 11.4       |             |
| AT WYOMING         | 02/20/10 | * | 33        | 6          | 15         | .400        | 0           | 2         | .000      | 10          | 10         | 1.000      | 2           | 6         | 8         | 4.6        | 1          | 0         | 2        | 1         | 0         | 1        | 22        | 11.8       |             |
| SAN DIEGO STATE    | 02/24/10 | * | 26        | 1          | 7          | .143        | 0           | 0         | .000      | 8           | 8          | 1.000      | 2           | 3         | 5         | 4.6        | 2          | 0         | 4        | 1         | 0         | 2        | 10        | 11.7       |             |
| NEW MEXICO         | 02/27/10 | * | 36        | 5          | 13         | .385        | 3           | 8         | .375      | 5           | 5          | 1.000      | 1           | 0         | 1         | 4.5        | 0          | 0         | 2        | 1         | 0         | 0        | 18        | 11.9       |             |
| AT UTAH            | 03/03/10 | * | 28        | 1          | 6          | .167        | 0           | 1         | .000      | 4           | 4          | 1.000      | 2           | 4         | 6         | 4.5        | 3          | 0         | 3        | 1         | 0         | 1        | 6         | 11.7       |             |
| AT TCU             | 03/06/10 | * | 8         | 1          | 1          | 1.000       | 0           | 0         | .000      | 0           | 0          | .000       | 0           | 0         | 0         | 4.4        | 2          | 0         | 0        | 1         | 0         | 0        | 2         | 11.4       |             |
| VS TCU             | 03/10/10 | * | 15        | 1          | 4          | .250        | 0           | 0         | .000      | 6           | 6          | 1.000      | 1           | 1         | 2         | 4.3        | 2          | 0         | 1        | 0         | 0         | 0        | 8         | 11.3       |             |
| VS FLORIDA         | 03/18/10 | * | 21        | 3          | 5          | .600        | 0           | 0         | .000      | 4           | 4          | 1.000      | 1           | 0         | 1         | 4.2        | 2          | 0         | 2        | 0         | 0         | 1        | 10        | 11.3       |             |
| VS KANSAS STATE    | 03/20/10 | * | 29        | 4          | 6          | .667        | 0           | 0         | .000      | 6           | 6          | 1.000      | 0           | 3         | 3         | 4.2        | 2          | 0         | 1        | 0         | 0         | 0        | 14        | 11.3       |             |
| <b>TOTAL</b>       |          |   | <b>33</b> | <b>924</b> | <b>131</b> | <b>.263</b> | <b>.498</b> | <b>25</b> | <b>68</b> | <b>.368</b> | <b>110</b> | <b>120</b> | <b>.917</b> | <b>49</b> | <b>97</b> | <b>146</b> | <b>4.2</b> | <b>53</b> | <b>0</b> | <b>54</b> | <b>41</b> | <b>5</b> | <b>26</b> | <b>397</b> | <b>11.3</b> |

### HAWKS IN CONFERENCE TOURNAMENT GAMES

| YEAR         | GP       | GS       | MIN       | AVG         | FG       | FGA       | PCT         | 3FG      | FGA      | PCT         | FT        | FTA       | PCT         | OFF      | DEF      | TOT      | AVG        | PF       | FO       | A        | TO       | BLK      | STL      | PTS       | AVG         | W-L        |
|--------------|----------|----------|-----------|-------------|----------|-----------|-------------|----------|----------|-------------|-----------|-----------|-------------|----------|----------|----------|------------|----------|----------|----------|----------|----------|----------|-----------|-------------|------------|
| 2010         | 1        | 1        | 15        | 15.0        | 1        | 4         | .250        | 0        | 0        | .000        | 6         | 6         | 1.000       | 1        | 1        | 2        | 2.0        | 2        | 0        | 1        | 0        | 0        | 0        | 8         | 8.0         | 1-0        |
| 2013         | 1        | 1        | 29        | 29.0        | 7        | 13        | .538        | 1        | 2        | .500        | 5         | 6         | .833        | 0        | 1        | 1        | 1.0        | 2        | 0        | 0        | 2        | 0        | 2        | 20        | 20.0        | 0-1        |
| <b>TOTAL</b> | <b>2</b> | <b>2</b> | <b>44</b> | <b>22.0</b> | <b>8</b> | <b>17</b> | <b>.471</b> | <b>1</b> | <b>2</b> | <b>.500</b> | <b>11</b> | <b>12</b> | <b>.917</b> | <b>1</b> | <b>2</b> | <b>3</b> | <b>1.5</b> | <b>4</b> | <b>0</b> | <b>1</b> | <b>2</b> | <b>0</b> | <b>2</b> | <b>28</b> | <b>14.0</b> | <b>1-1</b> |

### HAWKS IN THE POSTSEASON

| YEAR         | GP       | GS       | MIN        | AVG         | FG        | FGA       | PCT         | 3FG      | FGA       | PCT         | FT        | FTA       | PCT         | OFF      | DEF       | TOT       | AVG        | PF        | FO       | A         | TO       | BLK      | STL      | PTS        | AVG         | W-L        |
|--------------|----------|----------|------------|-------------|-----------|-----------|-------------|----------|-----------|-------------|-----------|-----------|-------------|----------|-----------|-----------|------------|-----------|----------|-----------|----------|----------|----------|------------|-------------|------------|
| 2010 (NCAA)  | 2        | 2        | 50         | 25.0        | 7         | 11        | .636        | 0        | 0         | .000        | 10        | 10        | 1.000       | 1        | 3         | 4         | 2.0        | 4         | 0        | 3         | 0        | 1        | 24       | 12.0       | 1-1         |            |
| 2013 (NIT)   | 4        | 4        | 152        | 38.0        | 43        | 78        | .551        | 4        | 12        | .333        | 21        | 22        | .955        | 6        | 11        | 17        | 4.3        | 6         | 0        | 9         | 9        | 2        | 2        | 111        | 27.8        | 3-1        |
| <b>TOTAL</b> | <b>6</b> | <b>6</b> | <b>202</b> | <b>33.7</b> | <b>50</b> | <b>89</b> | <b>.562</b> | <b>4</b> | <b>12</b> | <b>.333</b> | <b>31</b> | <b>32</b> | <b>.969</b> | <b>7</b> | <b>14</b> | <b>21</b> | <b>3.5</b> | <b>10</b> | <b>0</b> | <b>12</b> | <b>9</b> | <b>2</b> | <b>3</b> | <b>135</b> | <b>22.5</b> | <b>4-2</b> |

## JOSH SHARP CAREER STATISTICS

### SHARP 2012-13 GAME-BY-GAME

| OPPONENT           | DATE     | GS | MIN | AVG | FG | FGA   | PCT | 3FG | FGA   | PCT | FT | FTA   | PCT | OFF | DEF | TOT | AVG | PF | FO | A   | TO | BLK | STL | PTS | AVG |
|--------------------|----------|----|-----|-----|----|-------|-----|-----|-------|-----|----|-------|-----|-----|-----|-----|-----|----|----|-----|----|-----|-----|-----|-----|
| TENNESSEE STATE    | 11/09/12 | *  | 26  | 3   | 5  | .600  | 0   | 0   | .000  | 1   | 2  | .500  | 1   | 2   | 3   | 3.0 | 3   | 0  | 1  | 3   | 2  | 0   | 0   | 7   | 7.0 |
| GEORGIA STATE      | 11/13/12 | *  | 25  | 2   | 4  | .500  | 0   | 0   | .000  | 0   | 0  | .000  | 3   | 3   | 6   | 4.5 | 2   | 0  | 0  | 1   | 0  | 1   | 4   | 5.5 |     |
| VS FLORIDA STATE   | 11/16/12 | *  | 9   | 0   | 0  | .000  | 0   | 0   | .000  | 0   | 0  | .000  | 0   | 0   | 0   | 3.0 | 3   | 0  | 0  | 0   | 1  | 0   | 0   | 0   | 3.7 |
| VS NOTRE DAME      | 11/17/12 | *  | 38  | 2   | 6  | .333  | 0   | 1   | .000  | 3   | 3  | 1.000 | 7   | 3   | 10  | 4.8 | 3   | 0  | 1  | 1   | 0  | 0   | 0   | 7   | 4.5 |
| UTSA               | 11/21/12 | *  | 30  | 4   | 5  | .800  | 0   | 0   | .000  | 0   | 0  | .000  | 2   | 4   | 6   | 5.0 | 2   | 0  | 0  | 1   | 1  | 1   | 1   | 8   | 5.2 |
| CAL STATE NORTHRI  | 11/24/12 | *  | 23  | 4   | 7  | .571  | 0   | 0   | .000  | 1   | 2  | .500  | 1   | 2   | 3   | 4.7 | 3   | 0  | 1  | 2   | 2  | 0   | 0   | 9   | 5.8 |
| VS MONTANA         | 11/28/12 | *  | 25  | 6   | 8  | .750  | 0   | 0   | .000  | 1   | 2  | .500  | 5   | 3   | 8   | 5.1 | 3   | 0  | 0  | 1   | 0  | 0   | 0   | 13  | 6.9 |
| AT IOWA STATE      | 12/01/12 | *  | 12  | 0   | 0  | .000  | 0   | 0   | .000  | 0   | 0  | .000  | 0   | 2   | 2   | 4.8 | 1   | 0  | 0  | 1   | 1  | 0   | 0   | 0   | 6.0 |
| UTAH               | 12/08/12 | *  | 31  | 1   | 6  | .167  | 0   | 1   | .000  | 0   | 2  | .000  | 3   | 6   | 9   | 5.2 | 4   | 0  | 0  | 0   | 0  | 0   | 2   | 2   | 5.6 |
| AT WEBER STATE     | 12/15/12 | *  | 8   | 0   | 0  | .000  | 0   | 0   | .000  | 0   | 0  | .000  | 0   | 2   | 2   | 4.9 | 4   | 0  | 1  | 0   | 0  | 0   | 0   | 0   | 5.0 |
| EASTERN NEW MEXICO | 12/18/12 | *  | 13  | 2   | 3  | .667  | 0   | 0   | .000  | 2   | 2  | 1.000 | 2   | 1   | 3   | 4.7 | 2   | 0  | 0  | 0   | 0  | 0   | 0   | 6   | 5.1 |
| AT BAYLOR          | 12/21/12 | *  | 10  | 0   | 0  | .000  | 0   | 0   | .000  | 0   | 0  | .000  | 0   | 2   | 2   | 4.5 | 1   | 0  | 0  | 0   | 0  | 0   | 0   | 0   | 4.7 |
| NORTHERN ARIZONA   | 12/27/12 | *  | 13  | 1   | 3  | .333  | 0   | 0   | .000  | 0   | 0  | .000  | 0   | 4   | 4   | 4.5 | 0   | 1  | 1  | 0   | 0  | 0   | 0   | 2   | 4.5 |
| VS VIRGINIA TECH   | 12/29/12 | *  | 24  | 3   | 5  | .600  | 0   | 1   | .000  | 4   | 5  | .800  | 1   | 2   | 3   | 4.4 | 2   | 0  | 1  | 0   | 0  | 0   | 0   | 10  | 4.9 |
| LOYOLA MARYMOUNT   | 01/03/13 | *  | 27  | 3   | 5  | .600  | 0   | 0   | .000  | 1   | 2  | .500  | 8   | 4   | 12  | 4.9 | 1   | 0  | 2  | 2   | 0  | 2   | 2   | 7   | 5.0 |
| AT SAN FRANCISCO   | 01/05/13 | *  | 35  | 3   | 4  | .750  | 0   | 0   | .000  | 0   | 1  | .000  | 4   | 6   | 10  | 5.2 | 1   | 0  | 0  | 2   | 0  | 0   | 0   | 6   | 5.1 |
| PEPPERDINE         | 01/10/13 | *  | 19  | 0   | 3  | .000  | 0   | 0   | .000  | 0   | 0  | .000  | 4   | 1   | 5   | 5.2 | 0   | 0  | 0  | 0   | 0  | 0   | 0   | 0   | 4.8 |
| AT SANTA CLARA     | 01/12/13 | *  | 33  | 2   | 5  | .400  | 1   | 1   | 1.000 | 0   | 0  | .000  | 3   | 2   | 5   | 5.2 | 1   | 0  | 2  | 1   | 0  | 2   | 2   | 5   | 4.8 |
| SAINT MARYS        | 01/16/13 | *  | 18  | 1   | 1  | 1.000 | 1   | 1   | 1.000 | 0   | 0  | .000  | 1   | 1   | 2   | 5.0 | 2   | 0  | 2  | 0   | 0  | 0   | 1   | 3   | 4.7 |
| SAN DIEGO          | 01/19/13 | *  | 10  | 1   | 1  | 1.000 | 0   | 0   | .000  | 1   | 2  | .500  | 0   | 1   | 1   | 4.8 | 4   | 0  | 1  | 0   | 0  | 0   | 0   | 3   | 4.6 |
| AT GONZAGA         | 01/24/13 | *  | 18  | 5   | 6  | .833  | 0   | 1   | .000  | 4   | 6  | .667  | 0   | 1   | 1   | 4.6 | 4   | 0  | 0  | 0   | 0  | 0   | 0   | 14  | 5.0 |
| AT PORTLAND        | 01/26/13 | *  | 27  | 3   | 4  | .750  | 0   | 0   | .000  | 0   | 0  | .000  | 4   | 1   | 5   | 4.6 | 3   | 0  | 2  | 1   | 0  | 0   | 0   | 6   | 5.1 |
| AT PEPPERDINE      | 01/31/13 | *  | 10  | 0   | 1  | .000  | 0   | 0   | .000  | 0   | 0  | .000  | 0   | 2   | 2   | 4.5 | 1   | 0  | 0  | 0   | 0  | 0   | 0   | 0   | 4.9 |
| SANTA CLARA        | 02/02/13 | *  | 24  | 5   | 7  | .714  | 0   | 0   | .000  | 4   | 4  | 1.000 | 4   | 2   | 6   | 4.6 | 4   | 0  | 1  | 0   | 0  | 0   | 1   | 14  | 5.3 |
| AT SAN DIEGO       | 02/07/13 | *  | 9   | 0   | 0  | .000  | 0   | 0   | .000  | 0   | 0  | .000  | 0   | 0   | 0   | 4.4 | 2   | 0  | 2  | 0   | 0  | 0   | 0   | 0   | 5.0 |
| SAN FRANCISCO      | 02/09/13 | *  | 23  | 2   | 3  | .667  | 0   | 0   | .000  | 2   | 2  | 1.000 | 3   | 3   | 6   | 4.5 | 2   | 0  | 1  | 1</ |    |     |     |     |     |

INDIVIDUAL CAREER STATISTICS



|                      |          |    |     |   |       |      |   |       |      |    |       |      |    |    |     |     |    |   |    |    |   |   |     |     |
|----------------------|----------|----|-----|---|-------|------|---|-------|------|----|-------|------|----|----|-----|-----|----|---|----|----|---|---|-----|-----|
| PRAIRIE VIEW A&M     | 11/22/11 | 22 | 2   | 2 | 1.000 | 1    | 1 | 1.000 | 0    | 0  | .000  | 1    | 5  | 6  | 5.0 | 2   | 0  | 1 | 1  | 0  | 0 | 5 | 3.3 |     |
| VS NEVADA            | 11/25/11 | 10 | 0   | 0 | .000  | 0    | 0 | .000  | 0    | 0  | .000  | 0    | 1  | 1  | 4.2 | 1   | 0  | 0 | 2  | 0  | 0 | 0 | 2.6 |     |
| VS WISCONSIN         | 11/26/11 | 1  | 0   | 0 | .000  | 0    | 0 | .000  | 0    | 0  | .000  | 1    | 0  | 1  | 3.7 | 0   | 0  | 0 | 0  | 0  | 0 | 0 | 2.2 |     |
| VS NORTHERN ARIZONA  | 11/30/11 | 16 | 1   | 2 | .500  | 0    | 1 | .000  | 0    | 0  | .000  | 1    | 0  | 1  | 3.3 | 3   | 0  | 2 | 3  | 0  | 0 | 2 | 2.1 |     |
| VS OREGON            | 12/03/11 | 2  | 0   | 0 | .000  | 0    | 0 | .000  | 0    | 0  | .000  | 0    | 0  | 0  | 2.9 | 1   | 0  | 1 | 0  | 1  | 0 | 0 | 1.9 |     |
| WEBER STATE          | 12/07/11 | 3  | 0   | 0 | .000  | 0    | 0 | .000  | 0    | 0  | .000  | 0    | 0  | 0  | 2.6 | 0   | 0  | 1 | 0  | 0  | 0 | 0 | 1.7 |     |
| BUFFALO              | 12/20/11 | 14 | 2   | 3 | .667  | 0    | 1 | .000  | 0    | 0  | .000  | 0    | 0  | 0  | 2.3 | 0   | 0  | 1 | 0  | 0  | 0 | 4 | 1.9 |     |
| UC SANTA BARBARA     | 12/22/11 | 3  | 0   | 0 | .000  | 0    | 0 | .000  | 0    | 0  | .000  | 0    | 0  | 0  | 2.1 | 0   | 0  | 0 | 0  | 0  | 0 | 0 | 1.7 |     |
| CAL STATE SAN MARCOS | 12/27/11 | 15 | 1   | 3 | .333  | 0    | 1 | .000  | 2    | 4  | .500  | 2    | 2  | 4  | 2.3 | 0   | 1  | 1 | 0  | 1  | 4 | 1 | 1.9 |     |
| AT SAINT MARYS       | 12/29/11 | 1  | 0   | 0 | .000  | 0    | 0 | .000  | 2    | 2  | 1.000 | 1    | 0  | 1  | 2.2 | 0   | 0  | 0 | 0  | 0  | 0 | 2 | 1.9 |     |
| SAN DIEGO            | 12/31/11 | 5  | 0   | 0 | .000  | 0    | 0 | .000  | 0    | 0  | .000  | 1    | 1  | 2  | 2.1 | 0   | 0  | 1 | 1  | 1  | 1 | 0 | 1.8 |     |
| SAN FRANCISCO        | 01/07/12 | 11 | 0   | 1 | .000  | 0    | 0 | .000  | 1    | 2  | .500  | 0    | 0  | 0  | 2.0 | 1   | 0  | 0 | 0  | 1  | 0 | 1 | 1.7 |     |
| SANTA CLARA          | 01/14/12 | 2  | 0   | 0 | .000  | 0    | 0 | .000  | 2    | 2  | 1.000 | 0    | 1  | 1  | 1.9 | 0   | 0  | 0 | 0  | 0  | 0 | 2 | 1.8 |     |
| AT SAN DIEGO         | 01/16/12 | 6  | 0   | 0 | .000  | 0    | 0 | .000  | 1    | 2  | .500  | 0    | 0  | 0  | 1.8 | 1   | 0  | 0 | 0  | 0  | 0 | 1 | 1.7 |     |
| LOYOLA MARYMOUNT     | 01/19/12 | 2  | 0   | 0 | .000  | 0    | 0 | .000  | 0    | 0  | .000  | 0    | 1  | 1  | 1.8 | 0   | 0  | 1 | 0  | 0  | 0 | 0 | 1.6 |     |
| SAINT MARYS          | 01/28/12 | 1  | 0   | 0 | .000  | 0    | 0 | .000  | 0    | 0  | .000  | 1    | 0  | 1  | 1.7 | 0   | 0  | 0 | 0  | 0  | 0 | 0 | 1.5 |     |
| AT PORTLAND          | 02/04/12 | 5  | 0   | 0 | .000  | 0    | 0 | .000  | 1    | 2  | .500  | 0    | 0  | 0  | 1.7 | 0   | 0  | 0 | 0  | 0  | 0 | 1 | 1.5 |     |
| PEPPERDINE           | 02/11/12 | 7  | 0   | 1 | .000  | 0    | 1 | .000  | 3    | 4  | .750  | 0    | 0  | 0  | 1.6 | 1   | 1  | 0 | 0  | 0  | 0 | 3 | 1.6 |     |
| AT SAN FRANCISCO     | 02/16/12 | 2  | 0   | 1 | .000  | 0    | 0 | .000  | 0    | 0  | .000  | 0    | 0  | 0  | 1.5 | 1   | 0  | 0 | 0  | 0  | 0 | 0 | 1.5 |     |
| AT SANTA CLARA       | 02/18/12 | 2  | 0   | 0 | .000  | 0    | 0 | .000  | 0    | 0  | .000  | 0    | 1  | 1  | 1.5 | 1   | 0  | 0 | 0  | 0  | 0 | 0 | 1.4 |     |
| AT GONZAGA           | 02/23/12 | 18 | 0   | 1 | .000  | 0    | 0 | .000  | 0    | 0  | .000  | 3    | 0  | 3  | 1.5 | 2   | 0  | 1 | 0  | 1  | 1 | 1 | 1.4 |     |
| PORTLAND             | 02/25/12 | 1  | 0   | 0 | .000  | 0    | 0 | .000  | 0    | 0  | .000  | 0    | 0  | 0  | 1.5 | 0   | 0  | 0 | 0  | 0  | 0 | 0 | 1.3 |     |
| VS SAN DIEGO         | 03/02/12 | 1  | 0   | 1 | .000  | 0    | 0 | .000  | 0    | 0  | .000  | 0    | 0  | 0  | 1.4 | 0   | 0  | 0 | 0  | 0  | 0 | 0 | 1.3 |     |
| VS GONZAGA           | 03/03/12 | 2  | 0   | 0 | .000  | 0    | 0 | .000  | 0    | 0  | .000  | 0    | 1  | 1  | 1.4 | 0   | 0  | 0 | 0  | 0  | 0 | 0 | 1.2 |     |
| VS MARQUETTE         | 03/15/12 | 1  | 0   | 0 | .000  | 0    | 0 | .000  | 0    | 0  | .000  | 0    | 0  | 0  | 1.4 | 0   | 0  | 0 | 0  | 0  | 0 | 0 | 1.2 |     |
| <b>TOTAL</b>         |          | 0  | 197 | 9 | 23    | .391 | 1 | 5     | .200 | 14 | 23    | .609 | 16 | 22 | 38  | 1.4 | 21 | 0 | 12 | 12 | 3 | 4 | 33  | 1.2 |

SHARP IN CONFERENCE TOURNAMENT GAMES

| YEAR         | GP | GS | MIN | AVG | FG | FGA | PCT   | 3FG | FGA | PCT  | FT | FTA | PCT  | OFF | DEF | TOT | AVG | PF | FO | A | TO | BLK | STL | PTS | AVG | W-L |   |   |     |
|--------------|----|----|-----|-----|----|-----|-------|-----|-----|------|----|-----|------|-----|-----|-----|-----|----|----|---|----|-----|-----|-----|-----|-----|---|---|-----|
| 2012         | 2  | 0  | 3   | 1.5 | 0  | 1   | .000  | 0   | 0   | .000 | 0  | 0   | .000 | 0   | 1   | 1   | 0.5 | 0  | 0  | 0 | 0  | 0   | 0   | 0   | 0   | 0   | 0 | 0 | 1-1 |
| 2013         | 1  | 0  | 6   | 6.0 | 1  | 1   | 1.000 | 0   | 0   | .000 | 0  | 0   | .000 | 1   | 0   | 1   | 1.0 | 2  | 0  | 0 | 0  | 0   | 0   | 2   | 2.0 | 0-1 |   |   |     |
| <b>TOTAL</b> | 3  | 0  | 9   | 3.0 | 1  | 2   | .500  | 0   | 0   | .000 | 0  | 0   | .000 | 1   | 1   | 2   | 0.7 | 2  | 0  | 0 | 0  | 0   | 0   | 2   | 0.7 | 1-2 |   |   |     |

SHARP IN THE POSTSEASON

| YEAR         | GP | GS | MIN | AVG | FG | FGA | PCT  | 3FG | FGA | PCT  | FT | FTA | PCT  | OFF | DEF | TOT | AVG | PF | FO | A | TO | BLK | STL | PTS | AVG | W-L |   |   |   |   |
|--------------|----|----|-----|-----|----|-----|------|-----|-----|------|----|-----|------|-----|-----|-----|-----|----|----|---|----|-----|-----|-----|-----|-----|---|---|---|---|
| 2012 (NCAA)  | 1  | 0  | 1   | 1.0 | 0  | 0   | .000 | 0   | 0   | .000 | 0  | 0   | .000 | 0   | 0   | 0   | 0.0 | 0  | 0  | 0 | 0  | 0   | 0   | 0   | 0   | 0   | 0 | 0 | 0 | 0 |
| <b>TOTAL</b> | 1  | 0  | 1   | 1.0 | 0  | 0   | .000 | 0   | 0   | .000 | 0  | 0   | .000 | 0   | 0   | 0   | 0.0 | 0  | 0  | 0 | 0  | 0   | 0   | 0   | 0   | 0   | 0 | 0 | 0 | 0 |

ANSON WINDER CAREER STATISTICS

WINDER 2012-13 GAME-BY-GAME

| OPPONENT             | DATE     | GS | MIN | FG | FGA   | PCT | 3FG | FGA   | PCT | FT | FTA   | PCT | OFF | DEF | TOT | AVG | PF | FO | A | TO | BLK | STL | PTS | AVG |     |
|----------------------|----------|----|-----|----|-------|-----|-----|-------|-----|----|-------|-----|-----|-----|-----|-----|----|----|---|----|-----|-----|-----|-----|-----|
| VS FLORIDA STATE     | 11/16/12 | 1  | 0   | 0  | .000  | 0   | 0   | .000  | 0   | 0  | .000  | 0   | 0   | 0   | 0   | 0.0 | 1  | 0  | 0 | 0  | 0   | 0   | 0   | 0   | 0.0 |
| UTSA                 | 11/21/12 | 2  | 0   | 0  | .000  | 0   | 0   | .000  | 1   | 2  | .500  | 0   | 0   | 0   | 0   | 0.0 | 0  | 0  | 0 | 0  | 0   | 0   | 0   | 1   | 0.5 |
| CAL STATE NORTHRIDGE | 11/24/12 | 7  | 0   | 0  | .000  | 0   | 0   | .000  | 0   | 0  | .000  | 0   | 0   | 0   | 0   | 0.0 | 0  | 0  | 0 | 0  | 0   | 0   | 0   | 0   | 0.3 |
| VS MONTANA           | 11/28/12 | 4  | 0   | 1  | .000  | 0   | 1   | .000  | 0   | 0  | .000  | 0   | 0   | 0   | 0   | 0.0 | 0  | 0  | 0 | 0  | 0   | 0   | 0   | 0   | 0.3 |
| AT IOWA STATE        | 12/01/12 | 4  | 0   | 0  | .000  | 0   | 0   | .000  | 0   | 0  | .000  | 1   | 1   | 2   | 0.4 | 1   | 0  | 0  | 0 | 0  | 0   | 0   | 0   | 0   | 0.2 |
| UTAH                 | 12/08/12 | 8  | 1   | 4  | 2.50  | 0   | 2   | .000  | 1   | 2  | .500  | 0   | 1   | 1   | 0.5 | 0   | 0  | 0  | 0 | 0  | 0   | 0   | 0   | 3   | 0.7 |
| EASTERN NEW MEXICO   | 12/18/12 | 14 | 1   | 4  | 2.50  | 0   | 1   | .000  | 1   | 2  | .500  | 0   | 1   | 1   | 0.6 | 0   | 0  | 3  | 1 | 1  | 1   | 1   | 3   | 1.0 |     |
| AT BAYLOR            | 12/21/12 | 6  | 0   | 1  | .000  | 0   | 0   | .000  | 0   | 0  | .000  | 0   | 0   | 0   | 0.5 | 0   | 0  | 0  | 0 | 0  | 0   | 0   | 0   | 0.9 |     |
| NORTHERN ARIZONA     | 12/27/12 | 17 | 0   | 2  | .000  | 0   | 2   | .000  | 1   | 2  | .500  | 0   | 3   | 3   | 0.8 | 2   | 2  | 2  | 1 | 1  | 0   | 1   | 1   | 0.9 |     |
| VS VIRGINIA TECH     | 12/29/12 | 4  | 0   | 1  | .000  | 0   | 0   | .000  | 0   | 0  | .000  | 0   | 1   | 1   | 0.8 | 2   | 0  | 1  | 1 | 0  | 0   | 0   | 0   | 0.8 |     |
| LOYOLA MARYMOUNT     | 01/03/13 | 4  | 2   | 2  | 1.000 | 0   | 0   | .000  | 0   | 1  | 1.000 | 0   | 0   | 0   | 0.7 | 0   | 0  | 0  | 0 | 0  | 0   | 2   | 4   | 1.1 |     |
| AT SAN FRANCISCO     | 01/05/13 | 1  | 0   | 0  | .000  | 0   | 0   | .000  | 0   | 0  | .000  | 1   | 0   | 1   | 0.8 | 1   | 0  | 0  | 1 | 0  | 0   | 0   | 0   | 1.0 |     |
| PEPPERDINE           | 01/10/13 | 5  | 1   | 2  | .500  | 0   | 0   | .000  | 0   | 0  | .000  | 0   | 0   | 0   | 0.7 | 0   | 0  | 0  | 0 | 0  | 0   | 1   | 2   | 1.1 |     |
| AT SANTA CLARA       | 01/12/13 | 14 | 2   | 5  | 4.00  | 0   | 0   | .000  | 6   | 8  | .750  | 1   | 3   | 4   | 0.9 | 2   | 0  | 0  | 1 | 1  | 1   | 10  | 1.7 |     |     |
| SAINT MARYS          | 01/16/13 | 14 | 1   | 1  | 1.000 | 1   | 1   | 1.000 | 0   | 0  | .000  | 4   | 4   | 1.1 | 1   | 0   | 1  | 0  | 0 | 0  | 0   | 3   | 3   | 1.8 |     |
| SAN DIEGO            | 01/19/13 | 10 | 2   | 2  | 1.000 | 1   | 1   | 1.000 | 1   | 1  | 1.000 | 1   | 1   | 2   | 1.2 | 3   | 0  | 1  | 0 | 1  | 0   | 1   | 6   | 2.1 |     |
| AT GONZAGA           | 01/24/13 | 18 | 2   | 8  | 2.50  | 1   | 4   | 2.50  | 1   | 2  | .500  | 1   | 0   | 1   | 1.2 | 2   | 2  | 0  | 2 | 0  | 0   | 2   | 6   | 2.3 |     |
| AT PORTLAND          | 01/26/13 | 15 | 2   | 3  | .667  | 0   | 1   | .000  | 2   | 3  | .667  | 1   | 2   | 3   | 1.3 | 2   | 0  | 1  | 1 | 0  | 1   | 1   | 6   | 2.5 |     |
| AT PEPPERDINE        | 01/31/13 | 25 | 2   | 4  | .500  | 2   | 3   | .667  | 0   | 0  | .000  | 0   | 1   | 1   | 1.3 | 2   | 0  | 1  | 0 | 0  | 3   | 6   | 2.7 |     |     |
| SANTA CLARA          | 02/02/13 | 12 | 0   | 0  | .000  | 0   | 0   | .000  | 0   | 0  | .000  | 0   | 0   | 0   | 1.2 | 1   | 0  | 0  | 0 | 0  | 0   | 0   | 0   | 2.6 |     |
| AT SAN DIEGO         | 02/07/13 | 13 | 1   | 3  | .333  | 0   | 1   | .000  | 0   | 0  | .000  | 0   | 1   | 1   | 1.2 | 3   | 0  | 0  | 0 | 0  | 0   | 0   | 2   | 2.5 |     |
| SAN FRANCISCO        | 02/09/13 | 6  | 0   | 0  | .000  | 0   | 0   | .000  | 2   | 2  | 1.000 | 0   | 0   | 0   | 1.1 | 1   | 0  | 0  | 0 | 0  | 0   | 0   | 2   | 2.5 |     |
| PORTLAND             | 02/16/13 | 10 | 1   | 2  | .500  | 0   | 1   | .000  | 0   | 0  | .000  | 0   | 0   | 0   | 1.1 | 0   | 3  | 0  | 0 | 0  | 0   | 2   | 2.5 |     |     |
| UTAH STATE           | 02/19/13 | 11 | 0   | 0  | .000  | 0   | 0   | .000  | 4   | 6  | .667  | 1   | 3   | 4   | 1.2 | 0   | 0  | 0  | 0 | 0  | 0   | 0   | 4   | 2.5 |     |
| AT SAINT MARYS       | 02/21/13 | 4  | 0   | 0  | .000  | 0   | 0   | .000  | 0   | 0  | .000  | 0   | 0   | 0   | 1.2 | 1   | 0  | 0  |   |    |     |     |     |     |     |

# INDIVIDUAL CAREER STATISTICS

## WINDER 2011-12 GAME-BY-GAME

| OPPONENT             | DATE     | GS   | MIN | FG | FGA  | PCT  | 3FG | FGA   | PCT  | FT | FTA   | PCT  | OFF | DEF | TOT | AVG | PF | FO | A  | TO | BLK | STL | PTS | AVG |
|----------------------|----------|------|-----|----|------|------|-----|-------|------|----|-------|------|-----|-----|-----|-----|----|----|----|----|-----|-----|-----|-----|
| BYU-HAWAII           | 11/15/11 | 2    | 0   | 0  | .000 | 0    | 0   | .000  | 0    | 0  | .000  | 0    | 1   | 1   | 1.0 | 0   | 0  | 0  | 0  | 0  | 0   | 0   | 0   | 0.0 |
| LONGWOOD             | 11/18/11 | 25   | 2   | 5  | .400 | 2    | 4   | .500  | 2    | 5  | .400  | 0    | 1   | 1   | 1.0 | 1   | 0  | 5  | 0  | 0  | 0   | 0   | 8   | 4.0 |
| PRAIRIE VIEW A&M     | 11/22/11 | 21   | 3   | 5  | .600 | 2    | 4   | .500  | 3    | 3  | 1.000 | 0    | 3   | 3   | 1.7 | 2   | 0  | 4  | 2  | 0  | 0   | 0   | 11  | 6.3 |
| VS NEVADA            | 11/25/11 | * 38 | 4   | 9  | .444 | 0    | 4   | .000  | 1    | 2  | .500  | 0    | 4   | 2.3 | 2   | 0   | 4  | 3  | 0  | 4  | 3   | 0   | 9   | 7.0 |
| VS WISCONSIN         | 11/26/11 | * 21 | 0   | 0  | .000 | 0    | 0   | .000  | 0    | 0  | .000  | 0    | 0   | 1.8 | 0   | 0   | 3  | 1  | 0  | 0  | 0   | 0   | 0   | 5.6 |
| VS NORTHERN ARIZONA  | 11/30/11 | * 22 | 1   | 3  | .333 | 0    | 1   | .000  | 1    | 2  | .500  | 0    | 2   | 2   | 1.8 | 1   | 0  | 9  | 3  | 2  | 3   | 2   | 3   | 5.2 |
| VS OREGON            | 12/03/11 | * 37 | 4   | 8  | .500 | 2    | 5   | .400  | 0    | 1  | .000  | 1    | 1   | 2   | 1.9 | 0   | 0  | 6  | 3  | 0  | 1   | 1   | 10  | 5.9 |
| WEBER STATE          | 12/07/11 | * 19 | 0   | 3  | .000 | 0    | 3   | .000  | 0    | 0  | .000  | 0    | 1   | 1   | 1.8 | 1   | 0  | 1  | 0  | 1  | 0   | 1   | 0   | 5.1 |
| AT UTAH              | 12/10/11 | * 12 | 0   | 5  | .000 | 0    | 4   | .000  | 1    | 2  | .500  | 1    | 1   | 2   | 1.8 | 1   | 0  | 0  | 2  | 0  | 0   | 0   | 1   | 4.7 |
| BAYLOR               | 12/17/11 | 3    | 0   | 0  | .000 | 0    | 0   | .000  | 1    | 2  | .500  | 0    | 0   | 1.6 | 0   | 0   | 0  | 0  | 0  | 0  | 0   | 0   | 1   | 4.3 |
| BUFFALO              | 12/20/11 | 19   | 7   | 8  | .875 | 6    | 7   | .857  | 0    | 0  | .000  | 0    | 0   | 1.5 | 0   | 0   | 2  | 3  | 0  | 1  | 20  | 5.7 |     |     |
| UC SANTA BARBARA     | 12/22/11 | 13   | 0   | 2  | .000 | 0    | 2   | .000  | 3    | 4  | .750  | 0    | 3   | 3   | 1.6 | 0   | 0  | 0  | 0  | 0  | 0   | 0   | 3   | 5.5 |
| CAL STATE SAN MARCOS | 12/27/11 | 14   | 0   | 6  | .000 | 0    | 4   | .000  | 0    | 0  | .000  | 0    | 1   | 1   | 1.5 | 1   | 0  | 1  | 0  | 0  | 0   | 0   | 0   | 5.1 |
| AT SAINT MARYS       | 12/29/11 | 21   | 3   | 7  | .429 | 2    | 3   | .667  | 0    | 0  | .000  | 0    | 1   | 1   | 1.5 | 0   | 0  | 1  | 0  | 0  | 3   | 8   | 5.3 |     |
| SAN DIEGO            | 12/31/11 | 16   | 0   | 2  | .000 | 0    | 2   | .000  | 0    | 0  | .000  | 0    | 0   | 1.4 | 1   | 0   | 5  | 2  | 0  | 1  | 0   | 1   | 0   | 4.9 |
| AT LOYOLA MARYMOUNT  | 01/05/11 | 9    | 0   | 2  | .000 | 0    | 2   | .000  | 2    | 2  | 1.000 | 0    | 1   | 1   | 1.4 | 1   | 0  | 0  | 1  | 0  | 3   | 2   | 4.8 |     |
| SAN FRANCISCO        | 01/07/12 | 9    | 1   | 2  | .500 | 1    | 1   | 1.000 | 2    | 2  | 1.000 | 0    | 2   | 2   | 1.4 | 4   | 0  | 2  | 2  | 0  | 0   | 5   | 4.8 |     |
| SANTA CLARA          | 01/14/12 | 4    | 0   | 0  | .000 | 0    | 0   | .000  | 0    | 0  | .000  | 0    | 1   | 1   | 1.4 | 0   | 0  | 0  | 1  | 0  | 1   | 0   | 4.5 |     |
| AT SAN DIEGO         | 01/16/12 | 5    | 0   | 0  | .000 | 0    | 0   | .000  | 0    | 0  | .000  | 0    | 1   | 1   | 1.4 | 0   | 0  | 0  | 0  | 0  | 0   | 0   | 0   | 4.3 |
| LOYOLA MARYMOUNT     | 01/19/12 | 9    | 1   | 5  | .200 | 0    | 4   | .000  | 0    | 0  | .000  | 0    | 0   | 1.3 | 0   | 0   | 0  | 0  | 0  | 1  | 2   | 4   | 4.2 |     |
| AT PEPPERDINE        | 01/21/12 | 4    | 0   | 1  | .000 | 0    | 1   | .000  | 0    | 0  | .000  | 0    | 0   | 1.2 | 0   | 0   | 0  | 0  | 0  | 0  | 0   | 0   | 0   | 4.0 |
| AT VIRGINIA TECH     | 01/25/12 | 14   | 1   | 3  | .333 | 0    | 1   | .000  | 1    | 2  | .500  | 0    | 1   | 1   | 1.2 | 0   | 0  | 0  | 0  | 0  | 3   | 3   | 3.9 |     |
| SAINT MARYS          | 01/28/12 | 25   | 3   | 5  | .600 | 1    | 2   | .500  | 1    | 2  | .500  | 1    | 3   | 4   | 1.3 | 3   | 0  | 0  | 0  | 0  | 3   | 8   | 4.1 |     |
| GONZAGA              | 02/02/12 | * 27 | 4   | 8  | .500 | 1    | 4   | .250  | 1    | 2  | .500  | 0    | 4   | 4   | 1.5 | 2   | 0  | 5  | 0  | 0  | 3   | 10  | 4.3 |     |
| AT PORTLAND          | 02/04/12 | * 16 | 0   | 2  | .000 | 0    | 2   | .000  | 0    | 0  | .000  | 0    | 0   | 1.4 | 2   | 0   | 1  | 0  | 0  | 1  | 0   | 1   | 0   | 4.2 |
| PEPPERDINE           | 02/11/12 | * 19 | 3   | 8  | .375 | 3    | 7   | .429  | 1    | 2  | .500  | 0    | 3   | 3   | 1.5 | 3   | 0  | 1  | 1  | 0  | 0   | 10  | 4.4 |     |
| AT SAN FRANCISCO     | 02/16/12 | * 22 | 3   | 5  | .600 | 0    | 0   | .000  | 2    | 2  | 1.000 | 0    | 6   | 6   | 1.6 | 2   | 0  | 2  | 1  | 0  | 1   | 8   | 4.5 |     |
| AT SANTA CLARA       | 02/18/12 | * 14 | 3   | 8  | .375 | 1    | 4   | .250  | 0    | 0  | .000  | 0    | 0   | 1.6 | 2   | 0   | 2  | 1  | 0  | 1  | 7   | 4.6 |     |     |
| AT GONZAGA           | 02/23/12 | * 12 | 2   | 5  | .400 | 1    | 3   | .333  | 0    | 0  | .000  | 0    | 1   | 1   | 1.6 | 4   | 0  | 0  | 1  | 0  | 1   | 5   | 4.6 |     |
| PORTLAND             | 02/25/12 | * 26 | 0   | 2  | .000 | 0    | 1   | .000  | 2    | 2  | 1.000 | 0    | 3   | 3   | 1.6 | 2   | 0  | 0  | 1  | 0  | 1   | 2   | 4.5 |     |
| VS SAN DIEGO         | 03/02/12 | * 20 | 1   | 5  | .200 | 1    | 4   | .250  | 0    | 0  | .000  | 0    | 2   | 2   | 1.6 | 1   | 0  | 0  | 2  | 0  | 2   | 3   | 4.5 |     |
| VS GONZAGA           | 03/03/12 | * 8  | 0   | 1  | .000 | 0    | 1   | .000  | 0    | 0  | .000  | 0    | 0   | 1.6 | 2   | 0   | 0  | 1  | 0  | 1  | 1   | 0   | 4.3 |     |
| VS IONA              | 03/13/12 | 15   | 2   | 5  | .400 | 2    | 3   | .667  | 2    | 4  | .500  | 0    | 2   | 2   | 1.6 | 1   | 0  | 1  | 1  | 0  | 0   | 8   | 4.5 |     |
| VS MARQUETTE         | 03/15/12 | 10   | 0   | 1  | .000 | 0    | 1   | .000  | 0    | 0  | .000  | 0    | 1   | 1   | 1.6 | 1   | 0  | 2  | 0  | 0  | 0   | 0   | 4.3 |     |
| TOTAL                |          | 15   | 551 | 48 | 131  | .366 | 25  | 84    | .298 | 26 | 41    | .634 | 3   | 50  | 53  | 1.6 | 40 | 0  | 57 | 32 | 3   | 35  | 147 | 4.3 |

## WINDER IN CONFERENCE TOURNAMENT GAMES

| YEAR  | GP | GS | MIN | AVG  | FG | FGA | PCT  | 3FG | FGA | PCT  | FT | FTA | PCT  | OFF | DEF | TOT | AVG | PF | FO | A | TO | BLK | STL | PTS | AVG | W-L |
|-------|----|----|-----|------|----|-----|------|-----|-----|------|----|-----|------|-----|-----|-----|-----|----|----|---|----|-----|-----|-----|-----|-----|
| 2012  | 2  | 2  | 28  | 14.0 | 1  | 6   | .167 | 1   | 5   | .200 | 0  | 0   | .000 | 0   | 2   | 2   | 1.0 | 3  | 0  | 3 | 0  | 3   | 3   | 3   | 1.5 | 1-1 |
| 2013  | 1  | 0  | 4   | 0.0  | 0  | 2   | .000 | 0   | 0   | .000 | 0  | 0   | .000 | 0   | 1   | 1   | 1.0 | 0  | 0  | 0 | 0  | 0   | 0   | 0   | 0.0 | 0-1 |
| TOTAL | 3  | 2  | 32  | 10.7 | 1  | 8   | .125 | 1   | 5   | .200 | 0  | 0   | .000 | 0   | 3   | 3   | 1.0 | 3  | 0  | 3 | 0  | 3   | 3   | 3   | 1.0 | 1-2 |

## WINDER IN THE POSTSEASON

| YEAR        | GP | GS | MIN | AVG  | FG | FGA | PCT  | 3FG | FGA | PCT  | FT | FTA | PCT  | OFF | DEF | TOT | AVG | PF | FO | A | TO | BLK | STL | PTS | AVG | W-L |
|-------------|----|----|-----|------|----|-----|------|-----|-----|------|----|-----|------|-----|-----|-----|-----|----|----|---|----|-----|-----|-----|-----|-----|
| 2012 (NCAA) | 2  | 0  | 25  | 12.5 | 2  | 6   | .333 | 2   | 4   | .500 | 2  | 4   | .500 | 0   | 3   | 3   | 1.5 | 2  | 0  | 3 | 1  | 0   | 0   | 8   | 4.0 | 1-1 |
| 2013 (NIT)  | 3  | 0  | 8   | 2.7  | 0  | 0   | .000 | 0   | 0   | .000 | 1  | 2   | .500 | 0   | 1   | 1   | 0.3 | 1  | 0  | 0 | 2  | 0   | 0   | 1   | 0.3 | 3-1 |
| TOTAL       | 5  | 0  | 33  | 6.6  | 2  | 6   | .333 | 2   | 4   | .500 | 3  | 6   | .500 | 0   | 4   | 4   | 0.8 | 3  | 0  | 3 | 3  | 0   | 0   | 9   | 1.8 | 4-2 |

# KYLE COLLINSWORTH CAREER STATISTICS

## COLLINSWORTH 2010-11 GAME-BY-GAME

| OPPONENT           | DATE     | GS   | MIN | FG | FGA   | PCT | 3FG | FGA   | PCT | FT | FTA   | PCT | OFF | DEF | TOT | AVG | PF | FO | A | TO | BLK | STL | PTS | AVG |
|--------------------|----------|------|-----|----|-------|-----|-----|-------|-----|----|-------|-----|-----|-----|-----|-----|----|----|---|----|-----|-----|-----|-----|
| FRESNO STATE       | 11/12/10 | 22   | 1   | 1  | 1.000 | 0   | 0   | .000  | 2   | 4  | .500  | 0   | 1   | 1   | 1.0 | 3   | 0  | 3  | 3 | 0  | 2   | 4   | 4.0 |     |
| UTAH STATE         | 11/17/10 | 21   | 2   | 4  | .500  | 0   | 0   | .000  | 0   | 2  | .000  | 2   | 0   | 2   | 1.5 | 4   | 0  | 2  | 1 | 0  | 2   | 4   | 4.0 |     |
| CHICAGO STATE      | 11/20/10 | 22   | 5   | 11 | .455  | 0   | 2   | .000  | 2   | 6  | .333  | 4   | 3   | 7   | 3.3 | 1   | 0  | 5  | 0 | 0  | 3   | 12  | 6.7 |     |
| MISSISSIPPI VALLEY | 11/23/10 | 21   | 1   | 3  | .333  | 0   | 0   | .000  | 2   | 3  | .667  | 1   | 2   | 3   | 3.3 | 0   | 0  | 3  | 0 | 0  | 2   | 4   | 6.0 |     |
| VS SOUTH FLORIDA   | 11/26/10 | * 21 | 2   | 6  | .333  | 0   | 1   | .000  | 1   | 2  | .500  | 1   | 1   | 2   | 3.0 | 0   | 0  | 2  | 1 | 0  | 0   | 5   | 5.8 |     |
| VS SAINT MARYS     | 11/27/10 | * 33 | 4   | 6  | .667  | 0   | 0   | .000  | 2   | 4  | .500  | 0   | 0   | 2.5 | 1   | 0   | 2  | 4  | 1 | 1  | 10  | 6.5 |     |     |
| AT CREIGHTON       | 12/01/10 | * 31 | 6   | 11 | .545  | 0   | 2   | .000  | 0   | 2  | .000  | 3   | 7   | 10  | 3.6 | 3   | 0  | 2  | 1 | 1  | 1   | 0   | 12  | 7.3 |
| VS HAWAII          | 12/04/10 | * 28 | 3   | 5  | .600  | 0   | 1   | .000  | 2   | 3  | .667  | 1   | 1   | 2   | 3.4 | 4   | 0  | 3  | 1 | 0  | 1   | 8   | 7.4 |     |
| VS VERMONT         | 12/08/10 | * 22 | 1   | 2  | .500  | 0   | 0   | .000  | 0   | 0  | .000  | 0   | 3   | 3   | 3.3 | 2   | 0  | 3  | 2 | 0  | 0   | 2   | 6.8 |     |
| VS ARIZONA         | 12/11/10 | * 31 | 5   | 7  | .714  | 0   | 0   | .000  | 2   | 3  | .667  | 1   | 3   | 4   | 4   | 1   | 0  | 0  | 2 | 1  | 0   | 12  | 7.3 |     |
| VS UCLA            | 12/18/10 | * 29 | 2   | 6  | .333  | 0   | 1   | .000  | 2   | 4  | .500  | 0   | 2   | 2   | 3.3 | 2   | 0  | 2  | 2 | 0  | 0   | 6   | 7.2 |     |
| AT WEBER STATE     | 12/21/10 | * 23 | 2   | 4  | .500  | 1   | 2   | .500  | 0   | 0  | .000  | 1   | 4   | 5   | 3.4 | 1   | 0  | 2  | 1 | 3  | 2   | 5   | 7.0 |     |
| UTEP               | 12/23/10 | * 22 | 1   | 4  | .250  | 1   | 3   | .333  | 0   | 0  | .000  | 0   | 0   | 3.2 | 3   | 0   | 3  | 1  | 0 | 0  | 0   | 3   | 6.7 |     |
| AT BUFFALO         | 12/30/10 | * 14 | 1   | 2  | .500  | 0   | 1   | .000  | 1   | 1  | 1.000 | 0   | 3   | 3   | 3.1 | 4   | 0  | 0  | 1 | 0  | 0   | 3   | 6.4 |     |
| FRESNO PACIFIC     | 01/01/11 | * 20 | 4   | 8  | .500  | 2   | 5   | .400  | 0   | 0  | .000  | 1   | 2   | 3   | 3.1 | 0   | 0  | 1  | 1 | 3  | 10  | 6.7 |     |     |
| AT UNLV            | 01/05/11 | * 32 | 0   | 4  | .000  | 0   | 1   | .000  | 3   | 4  | .750  | 1   | 2   | 3   | 3.1 | 5   | 1  | 3  | 4 | 0  | 0   | 3   | 6.4 |     |
| AIR FORCE          | 01/08/11 | * 25 | 2   | 5  | .400  | 0   | 1   | .000  | 3   | 4  | .750  | 3   | 3   | 6   | 3.3 | 0   | 0  | 3  | 2 | 1  | 0   | 7   | 6.5 |     |
| AT UTAH            | 01/11/11 | * 35 | 4   | 11 | .364  | 1   | 3   | .333  | 2   | 2  | 1.000 | 4   | 4   | 8   | 3.6 | 3   | 0  | 2  | 2 | 0  | 2   | 11  | 6.7 |     |
| TCU                | 01/18/11 | * 32 | 4   | 4  | 1.000 | 0   | 0   | .000  | 2   | 2  | 1.000 | 2   | 7   | 9   | 3.8 | 3   | 0  | 4  | 4 | 0  | 2   | 10  | 6.9 |     |
| AT COLORADO STATE  | 01/22/11 | * 36 | 6   | 8  | .750  | 1   | 1   | 1.000 | 3   | 4  | .750  | 2   | 4   | 6   | 4.0 | 3   | 0  | 6  | 2 | 0  | 0   | 16  | 7.4 |     |
| SAN DIEGO STATE    | 01/26/11 | * 27 | 0   | 1  | .000  | 0   | 0   | .000  | 0   | 0  | .000  | 1   | 1   | 2   | 3.9 | 1   | 0  | 2  | 2 | 1  | 1   | 0   | 7.0 |     |
| AT NEW MEXICO      | 01/29/11 | * 29 | 2   | 4  | .500  | 0   | 0   | .000  | 1   | 2  | .500  | 2   | 4   | 6   | 4.0 | 4   | 0  | 1  | 0 | 1  | 1   | 5   | 6.9 |     |

# INDIVIDUAL CAREER STATISTICS



|                    |          |   |    |     |    |       |      |   |       |      |    |       |      |    |     |     |     |    |   |    |    |    |    |     |     |
|--------------------|----------|---|----|-----|----|-------|------|---|-------|------|----|-------|------|----|-----|-----|-----|----|---|----|----|----|----|-----|-----|
| AT WYOMING         | 02/02/11 | * | 22 | 1   | 4  | .250  | 0    | 0 | .000  | 0    | 2  | .000  | 0    | 5  | 5   | 4.0 | 3   | 0  | 0 | 1  | 1  | 1  | 2  | 6.7 |     |
| UNLV               | 02/05/11 | * | 14 | 1   | 4  | .250  | 1    | 1 | 1.000 | 3    | 4  | .750  | 1    | 1  | 2   | 3.9 | 3   | 0  | 1 | 3  | 0  | 1  | 6  | 6.7 |     |
| UTAH               | 02/12/11 |   | 14 | 0   | 1  | .000  | 0    | 0 | .000  | 2    | 2  | 1.000 | 0    | 5  | 5   | 4.0 | 0   | 0  | 1 | 0  | 1  | 0  | 2  | 6.5 |     |
| AT TCU             | 02/19/11 |   | 24 | 0   | 0  | .000  | 0    | 0 | .000  | 1    | 2  | .500  | 3    | 5  | 8   | 4.1 | 0   | 0  | 3 | 1  | 1  | 1  | 1  | 6.3 |     |
| COLORADO STATE     | 02/23/11 |   | 22 | 1   | 1  | 1.000 | 0    | 0 | .000  | 2    | 2  | 1.000 | 0    | 8  | 8   | 4.3 | 1   | 0  | 3 | 2  | 1  | 0  | 4  | 6.2 |     |
| AT SAN DIEGO STATE | 02/26/11 |   | 5  | 0   | 0  | .000  | 0    | 0 | .000  | 0    | 0  | .000  | 0    | 2  | 2   | 4.2 | 0   | 0  | 0 | 0  | 0  | 0  | 0  | 6.0 |     |
| NEW MEXICO         | 03/02/11 |   | 19 | 0   | 2  | .000  | 0    | 0 | .000  | 0    | 0  | .000  | 0    | 1  | 1   | 4.1 | 1   | 0  | 2 | 2  | 0  | 0  | 0  | 5.8 |     |
| WYOMING            | 03/05/11 | * | 29 | 5   | 8  | .625  | 0    | 1 | .000  | 1    | 1  | 1.000 | 1    | 7  | 8   | 4.2 | 4   | 0  | 1 | 1  | 1  | 1  | 11 | 5.9 |     |
| VS TCU             | 03/10/11 | * | 30 | 1   | 1  | 1.000 | 0    | 0 | .000  | 3    | 6  | .500  | 2    | 6  | 8   | 4.3 | 3   | 0  | 2 | 0  | 0  | 3  | 5  | 5.9 |     |
| VS NEW MEXICO      | 03/11/11 | * | 34 | 5   | 6  | .833  | 0    | 0 | .000  | 1    | 3  | .333  | 5    | 4  | 9   | 4.5 | 1   | 0  | 0 | 1  | 0  | 1  | 11 | 6.1 |     |
| VS SAN DIEGO STATE | 03/12/11 | * | 30 | 1   | 4  | .250  | 0    | 0 | .000  | 0    | 0  | .000  | 6    | 1  | 7   | 4.5 | 2   | 0  | 3 | 2  | 0  | 1  | 2  | 5.9 |     |
| VS WOFFORD         | 03/17/11 | * | 35 | 1   | 5  | .200  | 0    | 0 | .000  | 0    | 2  | .000  | 3    | 8  | 11  | 4.7 | 3   | 0  | 3 | 2  | 0  | 4  | 2  | 5.8 |     |
| VS GONZAGA         | 03/19/11 | * | 34 | 2   | 5  | .400  | 0    | 1 | .000  | 2    | 3  | .667  | 1    | 6  | 7   | 4.8 | 1   | 0  | 2 | 2  | 1  | 3  | 6  | 5.8 |     |
| VS FLORIDA         | 03/24/11 | * | 38 | 2   | 4  | .500  | 0    | 0 | .000  | 1    | 2  | .500  | 3    | 12 | 15  | 5.1 | 3   | 0  | 1 | 2  | 0  | 1  | 5  | 5.8 |     |
| TOTAL              |          |   | 27 | 926 | 78 | 162   | .481 | 7 | 27    | .259 | 46 | 81    | .568 | 55 | 128 | 183 | 5.1 | 73 | 1 | 75 | 56 | 16 | 39 | 209 | 5.8 |

## COLLINSWORTH IN CONFERENCE TOURNAMENT GAMES

| YEAR  | GP | GS | MIN | AVG  | FG | FGA | PCT  | 3FG | FGA | PCT  | FT | FTA | PCT  | OFF | DEF | TOT | AVG | PF | FO | A | TO | BLK | STL | PTS | AVG | W-L |
|-------|----|----|-----|------|----|-----|------|-----|-----|------|----|-----|------|-----|-----|-----|-----|----|----|---|----|-----|-----|-----|-----|-----|
| 2011  | 3  | 3  | 94  | 31.3 | 7  | 11  | .636 | 0   | 0   | .000 | 4  | 9   | .444 | 13  | 11  | 24  | 8.0 | 6  | 0  | 5 | 3  | 0   | 5   | 18  | 6.0 | 2-1 |
| TOTAL | 3  | 3  | 94  | 31.3 | 7  | 11  | .636 | 0   | 0   | .000 | 4  | 9   | .444 | 13  | 11  | 24  | 8.0 | 6  | 0  | 5 | 3  | 0   | 5   | 18  | 6.0 | 2-1 |


## COLLINSWORTH IN THE POSTSEASON

| YEAR        | GP | GS | MIN | AVG  | FG | FGA | PCT  | 3FG | FGA | PCT  | FT | FTA | PCT  | OFF | DEF | TOT | AVG  | PF | FO | A | TO | BLK | STL | PTS | AVG | W-L |
|-------------|----|----|-----|------|----|-----|------|-----|-----|------|----|-----|------|-----|-----|-----|------|----|----|---|----|-----|-----|-----|-----|-----|
| 2011 (NCAA) | 3  | 3  | 107 | 35.7 | 5  | 14  | .357 | 0   | 1   | .000 | 3  | 7   | .429 | 7   | 26  | 33  | 11.0 | 7  | 0  | 6 | 6  | 1   | 8   | 13  | 4.3 | 2-1 |
| TOTAL       | 3  | 3  | 107 | 35.7 | 5  | 14  | .357 | 0   | 1   | .000 | 3  | 7   | .429 | 7   | 26  | 33  | 11.0 | 7  | 0  | 6 | 6  | 1   | 8   | 13  | 4.3 | 2-1 |



## COACHING STAFF





# DAVE ROSE MASTERMIND OF SUCCESS

---

BYU'S MASTERMIND OF SUCCESS SEEKS A NINTH-CONSECUTIVE TRIP TO THE POSTSEASON

Since becoming head coach of the BYU men's basketball program on April 11, 2005, Dave Rose has guided the Cougars to an impressive array of on-the-court awards and accolades while his unassuming approach to service and the community has been recognized at the top of his profession.

With a 209-66 record, Rose has produced an eight-year resume that is nearly unmatched. In fact, among the 40-plus coaches who took over a program in 2005, Rose has the best winning percentage (.760) and the most wins (209). Among first-time head coaches in 2005, Rose is the only to achieve at least 20 wins in each of his first eight seasons. His 209 victories place him fifth for best career starts (through eight seasons) by wins in NCAA history, ahead of the likes of Bo Ryan and Bill Self. Rose currently holds the school record for career winning percentage (.760) and is second in career victories. Rose reached the 200 career victory mark in his 259th game to make him the 15th fastest in NCAA history to reach the milestone.

Equally committed to excellence off the court, Rose was honored on April 6, 2008, by the National Association of Basketball Coaches with its Game Pillar Award for Service, one of only four Pillar Awards (Education, Leadership, Service and Advocacy) that the Association annually bestows on the most deserving

among its vast membership. While Rose has never sought such attention, his actions and accomplishments - both on the court and in the community - have commanded the praises of faithful followers and casual observers alike. In April 2008, Rose became the 63rd recipient of the Dale Rex Memorial Award, given annually to the person who has done the most for amateur athletics in the state of Utah. Another evidence of Rose's commitment to excellence is his basketball program consistently ranks in the top 10 percent nationally in multi-year NCAA Academic Progress Rate scores. As a result, the NCAA has honored BYU basketball with Public Recognition awards for seven-straight seasons (2006 to 2012) for its high academic achievement. In fact, the Cougars were the only Division I program to earn public recognition and a bid to the NCAA Tournament every year from 2007 to 2012.

Cougar fans have had plenty to "Rise and Shout" about with Rose at the helm. A tireless worker, gifted motivator and talented strategist, Rose has returned BYU to the national stage with five-straight seasons appearing in the top-25 polls (2007 to 2011), six-straight trips to the NCAA Tournament and six-straight 25-win seasons (2007 to 2012) - all three are program-record streaks. Rose and the Cougars are also in the midst of three current streaks that are program

records, including eight-straight 20-win seasons (2005-06 to 2012-13), eight-straight trips to the postseason (2006 to 2013) and four-straight seasons with a postseason victory (2010 to 2013). In his first season, Rose and his staff produced the nation's second-most improved team by turning a 9-21 squad that finished tied for last with three wins in the Mountain West Conference into a 20-9 NIT qualifier and 12-4 second-place MWC finisher. Under his tutelage from 2007 to 2009, the Cougars achieved the MWC's first back-to-back outright league championships (2007 and 2008) while adding to the streak with a share of the regular season title in 2009. Historically, the last time a BYU team garnered back-to-back outright league crowns was in 1979 and 1980 when the Cougars touted one of their all-time greats in Danny Ainge, while the last time the Blue and White produced three-straight titles was from 1932 to 1934. In 2010, BYU set a then-program record with 30 victories and defeated Florida in the first round of the NCAA Tournament, the program's first tournament victory since 1993.

In 2010-11, Rose and the Cougars set numerous program records with 32 wins and an .865 winning percentage, a fourth conference title in five seasons and nine-straight weeks ranked in the top 10, including a No. 3 ranking in both the AP and the ESPN/USA Today Coaches polls. BYU's No. 3 seed in the

NCAA Tournament tied the best seed earned by the Cougars. With wins over Wofford and Gonzaga in the second and third rounds of the tournament, BYU reached the Sweet 16 for the first time since 1981. The Cougars were ranked the entire season and were in the top 10 for a program record nine-straight weeks. Statistically, BYU finished fifth in the nation in winning percentage and scoring margin, seventh in scoring offense, 10th in free throw percentage, 15th in turnover margin, 16th in assist to turnover ratio, 17th in turnovers per game and 18th in three-point field goals per game. Rose also coached the nation's player of the year and NCAA Division I scoring leader Jimmer Fredette, who averaged 28.9 points per game.

Despite the loss of Fredette and BYU's all-time steals leader Jackson Emery, Rose kept the Cougars rolling in 2011-12. With a 26-9 overall record and a 12-4 record in West Coast Conference play, BYU extended its streak of 25-win seasons to six, a program record. Rose also led the Cougars to a program-record sixth-straight NCAA Tournament bid where BYU overcame a 25-point deficit to defeat Iona in the first round. The comeback set the record

for the biggest comeback in NCAA Tournament history. It also marked a program record as the Cougars won in the NCAA Tournament for a third-straight season. Post players Noah Hartsock and Brandon Davies led the way for BYU and earned All-WCC honors.


Rose and the Cougars improved their streaks of 20-win seasons and trips to the postseason to eight in 2012-13. BYU finished with a record of 24-12 overall and 10-6 in WCC play and received an invitation to the NIT. After a regular season that included wins over Virginia Tech, Santa Clara and in-state foes Utah, Utah State and Weber State, the Cougars received an invite to the NIT as a three seed. After home wins over Washington and Mercer in the first and second rounds, BYU advanced to the quarterfinals where it played at Southern Miss. In the NIT, BYU defeated Washington and Mercer at home and Southern Miss on the road to earn a trip to the semifinals at Madison Square Garden. The season ended with a loss to eventual champion Baylor. Tyler Haws and Brandon Davies earned All-WCC and All-District honors.

As the only BYU men's basketball coach to ever win top conference coach-

ing honors in back-to-back seasons, Rose was named the MWC Coach of the Year in 2006 and 2007. In his second season, Rose coached the 2006-07 Cougars to a 25-9 overall record and an NCAA Tournament berth after winning the MWC regular-season title with a 13-3 mark. In his first season, Rose received conference and USBWA District VIII Coach of the Year accolades as well as honorable mention for National Coach of the Year by Scout.com after turning a picked-to-finish-last 9-21 team into a 20-9 winner and NIT qualifier. After the record-setting 2010-11 season, Rose earned his third conference honor by being named co-coach of the year. He was also the USBWA District VIII co-coach of the year and a finalist for Naismith national coach of the year honors. Rose is one of two BYU head coaches to win 20 games in each of his first six seasons and the only one to do so after taking over a team that won fewer than 13 games the prior season.

Rose first came to BYU as an assistant in 1997 to help newly hired head coach Steve Cleveland rebuild the Cougar program after a 1-25 season. Rose served eight seasons with Cleveland, including the last five as associate head

## 2006, 2007 & 2011 MWC COACH OF THE YEAR DAVE ROSE





coach, before being promoted to BYU's head job just two days after Cleveland announced his departure.

Rose played a vital role in rebuilding BYU's program from an inherited 1-25 team into a regular NCAA Tournament participant and 20-game winner. BYU has qualified for post-season play in 10 of the past 11 seasons, including seven NCAA bids, while claiming five MWC titles. Rose fulfilled a variety of responsibilities under Coach Cleveland, including defensive coordinator and recruiting coordinator. His efforts earned notice, such as being named the top assistant in the Mountain West Conference by Street & Smith in the 2004-05 College Basketball Preview.

A strong evaluator of talent with a vast network of coaching connections across the country, Rose has a proven record as a top recruiter. BYU has had multiple top-20 recruiting classes with Rose overseeing or coordinating its efforts. Rivals.com recognized Rose in 2004 as one of the top-25 college basketball recruiters.

Proving that Rose has excelled in recruiting and developing players, 12 recruits have earned conference newcomer honors or a major league award in their first season as a Cougar in Rose's 13 years in Provo. Seven BYU players have been singled out as either the conference newcomer or freshman of the year. Most recently, Tyler Haws was named third-team All-MWC as a freshman in 2010 and set the BYU record with 48-consecutive free throws without a miss. Jonathan Tavernari was named the 2007 MWC Freshman of the Year after fellow Cougar and second-team Freshman All-American Trent Plaisted

received the same honor in 2006. Following is a list of conference honors earned the last 14 seasons by Cougar recruits in their first seasons.

- Matt Carlino (2011-12 All-WCC HM, WCC All-Freshman)
- Tyler Haws (2009-10 3rd-team All-MWC)
- Jonathan Tavernari (2006-07 MWC Freshman of the Year)
- Trent Plaisted (2005-06 MWC Freshman of the Year, second-team All-MWC)
- Mike Hall (2003-04 MWC Defensive Player of the Year, third-team All-MWC)
- Rafael Araujo (2002-03 Newcomer of the Year, MWC media poll, third-team All-MWC)
- Jared Jensen (2001-02 MWC Co-Freshman of the Year)
- Trent Whiting (2000-01 MWC Newcomer Team, second-team All-MWC)
- Terrell Lyday (1999-2000 MWC Newcomer of the Year, All-Tournament Team)
- Mark Bigelow (1998-99 WAC Freshman of the Year, Newcomer Team, second-team All-WAC)
- Mekeli Wesley (1997-98 WAC Newcomer Team)
- Ron Sellaeze (1997-98 WAC Newcomer of the Year, Newcomer Team, second-team All-WAC)

With 30 years of coaching experience - including 18 seasons as a head coach at the Division I, junior college, and high school levels - Rose has a proven record of constant success. Prior to coming to BYU as an assistant in 1997, Rose compiled a 167-57 record at Dixie State College (St. George, Utah) while guiding six of his seven teams to top-20 rankings, including a national ranking as high as No. 2. He earned three conference titles and was honored by his peers as the 1993 Scenic West Athletic Conference Coach of the Year. While at Dixie, Rose coached three NJCAA All-Americans as well as long-time NBA player Keon Clark. At BYU, Rose has coached six players who have received All-America recognition - Mekeli Wesley (2001 AP honorable mention), Rafael Araujo (2004 Basketball Times Second Team, AP honorable mention), Trent Plaisted (2006 Scout.com Freshman Second Team), Keena

Young (2007 AP honorable mention), Lee Cumard (2008 AP honorable mention, FOXSports.com Fourth Team) and Jimmer Fredette (2010 third-team Sporting News and NABC, second-team Basketball Times, AP Honorable Mention and Lute Olson All-America team; 2011 first-team AP, NABC, John R. Wooden, Sporting News, USBWA) - and four players who have been selected in the NBA Draft - Travis Hansen (2003), Araujo (2004), Plaisted (2008) and Fredette (2011). Fredette also earned numerous player of the year honors in 2011, including Wooden, Naismith, AP, Oscar Robertson and Sporting News.

Before his promotion to the head coaching position at Dixie, Rose served as a Rebel assistant coach under Ken Wagner for three seasons. Rose coached multiple sports at Millard and Pine View high schools in Utah before joining the staff at Dixie. He was the head basketball coach at Millard for three years from 1983-86. Rose is the 17th person to guide the Cougar basketball program since its first season in 1903. He follows the coaching pedigree of Basketball Hall of Fame coach Stan Watts, who is BYU's all-time leader in coaching victories with a 371-254 record from 1949-72. Watts also coached at Millard High School and Dixie State College before coming to BYU.

## PLAYING CAREER

Rose was a two-sport athlete at Dixie State College in St. George, Utah, before the Texas native returned to his hometown, transferring to the University of Houston where he completed his degree and was a shooting guard and co-captain of the famous Phi Slamma Jamma team featuring Hakeem Olajuwon and Clyde Drexler. In 1983, his Houston team was ranked No. 1 nationally and finished as the national runner-up after suffering a buzzer-beating defeat to North Carolina State in the NCAA Championship game. Rose spent three years at Houston, playing in 1980-81, redshirting in 1981-82 and concluding his career in 1982-83.

At Dixie, Rose was first-team all-league in both basketball and baseball. Rose was also the Region 18 batting champion, hitting .421 as a center fielder. While playing basketball for Houston's Northbrook High School, he led the District 16AAAA in scoring, was selected

## ROSE DIVISION I COACHING LEDGER

| School       | Season  | Overall       | Pct.        | Conf. (finish) | Pct.        | Conf. Tourney | Postseason |
|--------------|---------|---------------|-------------|----------------|-------------|---------------|------------|
| BYU          | 2005-06 | 20-9          | .690        | 12-4 (2nd)     | .750        | 0-1           | 0-1 NIT    |
| BYU          | 2006-07 | 25-9          | .735        | 13-3 (1st)     | .813        | 2-1           | 0-1 NCAA   |
| BYU          | 2007-08 | 27-8          | .771        | 14-2 (1st)     | .875        | 2-1           | 0-1 NCAA   |
| BYU          | 2008-09 | 25-8          | .758        | 12-4 (T1st)    | .750        | 1-1           | 0-1 NCAA   |
| BYU          | 2009-10 | 30-6          | .833        | 13-3 (2nd)     | .813        | 1-1           | 1-1 NCAA   |
| BYU          | 2010-11 | 32-5          | .865        | 14-2 (T1st)    | .875        | 2-1           | 2-1 NCAA   |
| BYU          | 2011-12 | 26-9          | .743        | 12-4 (3rd)     | .750        | 1-1           | 1-1 NCAA   |
| BYU          | 2012-13 | 24-12         | .667        | 10-6 (3rd)     | .625        | 0-1           | 3-1 NIT    |
| <b>Total</b> |         | <b>209-66</b> | <b>.760</b> | <b>100-28</b>  | <b>.781</b> | <b>9-8</b>    | <b>7-8</b> |

first-team all-district and All-Greater Houston and was named team MVP.

## PERSONAL

A native of Houston, Texas, Rose and his wife Cheryl have three children and seven grandchildren. Rose followed Steve Cleveland as the second BYU head coach to have served a full-time mission for The Church of Jesus Christ of Latter-day Saints. Rose served in Manchester, England, from 1977-79 between his two years as a player at Dixie State College. An important component in Rose's success is the unwavering support and encouragement of his wonderful family. Rose's wife Cheryl is actively involved in helping families who have children with cancer as she is currently serving as an honorary chairperson for the Children with Cancer Christmas Foundation. She previously served as the vice chairperson for the foundation. Daughter Chanell played forward on the BYU women's basketball team from 2000-03 and is married to Brock Reichner, who was a member of the BYU men's basketball team from 2004-06. His son Garrett returned in August 2005 from a two-year mission in Little Rock, Ark., and married his wife Brooke in November 2006. Rose's daughter Taylor attends Provo High School and plays volleyball for the Bulldogs.

## COMMUNITY SERVICE

Rose and the team annually provide service for the Children with Cancer Christmas Foundation to comfort local families who endure the challenges of raising a child who has cancer. Rose

and his wife Cheryl currently serve as honorary chairmen for the foundation. The National Association of Basketball Coaches honored Rose with its Game Pillar Award for Service in April 2008. While at Dixie State College, Rose became the first coach in the state of Utah to participate in the American Cancer Society's nationwide Coaches vs. Cancer campaign and served on the Academic Excellence Committee at Dixie. He has also been a volunteer coach for youth groups. Dave and Cheryl were Chamber of Commerce Citizens of the Year in St. George. Cheryl is extremely committed to serving in the community, receiving the Beacon of Hope Award in 2005. She previously served as the Vice Chairperson for the Children with Cancer Christmas Foundation.

At the 2012 Final Four, Rose was named a member of the National Coaches vs. Cancer Council that includes Mike Krzyzewski (Duke), Roy Williams (North Carolina), Jim Boeheim (Syracuse) and Mike Brey (Notre Dame). He and Cheryl are currently assisting with the Hope Lodge, a facility that will be constructed in Salt Lake City to house families of cancer patients.

The fight against cancer became more personal for the family when Dave was diagnosed with pancreatic neuroendocrine tumor cancer in June 2009. The United States Basketball Writers Association recognized Rose for his efforts with its Most Courageous Award in 2010.

## WORTH NOTING

- The 2012-13 squad finished 24-12 and received a bid to the NIT, extending program record streaks of 20-win seasons and postseason tournament bids to six seasons.
- The 2010-11 squad set program records with 32 victories while advancing to the Sweet 16.
- Dave Rose has a .753 winning percentage as a college head coach (376-123), including a 209-66 (.760) record at BYU and a 167-57 (.746) record in seven seasons at Dixie State College.
- Dave Rose was named the MWC Coach of the Year each of his first two seasons, becoming the first-ever BYU men's basketball coach to win back-to-back league coach-of-the-year honors. He added a Co-Coach of the Year honor in 2011.
- The BYU coaching staff has playing experience in NCAA Final Fours, including a National Championship.

## THE ROSE FILE

|               |  |
|---------------|--|
| Born:         | December 1957  |
| Hometown:     | Houston  |
| High School:  | Northbrook, Houston  |
| Education:    | Houston, BA 1983   |
| Head Coach:   | BYU, 2005-present<br>Dixie College, 1990-97<br>Millard HS, 1983-86 |
| Asst. Coach:  | BYU, 1997-2005<br>Dixie College, 1987-90<br>Pine View HS, 1986-87  |
| Playing Exp.: | Houston, 1980-83<br>Dixie Coll., 1976-77, 79-80                    |



## TERRY NASHIF

### Assistant Coach

#### CAREER HIGHLIGHTS

- Helped guide BYU to 24 wins and a trip to the NIT semifinals in Madison Square Garden in 2012-13
- Has helped BYU to a 209-66 record (.760) as a member of the coaching staff
- Six trips to the NCAA Tournament and two to the NIT
- Helped BYU to 26 wins in 2011-12 and a win in the First Round of the NCAA Tournament
- Helped BYU to a trip to the 2011 Sweet 16 and a program-record 32 wins
- Helped BYU win four MWC Championships in six seasons
- Eight 20-win seasons, six 25-win seasons and two 30-win seasons

#### COACHING EXPERIENCE

- BYU Assistant Coach (2007-present)
- BYU Director of Operations (2005-07)

#### EDUCATION

- BYU (2005, B.S. in Physical Education)

#### PLAYING CAREER

- Evergreen HS (1996-99)
- KVAN Radio Athlete of the Year and Columbian (Vancouver, Wash.) Player of the Year
- Played for Steve Cleveland at BYU (2001-05)
- A member of two NCAA Tournament teams, one NIT and one MWC Championship team

#### MISSION

- Columbia, South Carolina (1999-2001)

#### PERSONAL/FAMILY

- Wife: Katie
- Daughters: Macie, Dezie and Josie



## TIM LACOMBE

### Assistant Coach

#### CAREER HIGHLIGHTS

- Helped guide BYU to 24 wins and a trip to the NIT semifinals in Madison Square Garden in 2012-13
- Helped BYU record 32 wins in 2010-11
- BYU's first trip to the Sweet 16 in 2011 since 1981
- Helped BYU to 26 wins in 2011-12 and a win in the First Round of the NCAA Tournament
- Final 2010-11 ranking of No. 10/13 in national polls
- 2011 MWC Regular season title
- Since 2007 has helped BYU to three conference titles and five trips to the NCAA Tournament

#### COACHING EXPERIENCE

- BYU Assistant Coach (2010-present)
- BYU Director of Operations (2007-10)
- Utah Video Coordinator (2005-07)
- American Fork Assistant Coach (2002-05)
- Lone Peak Assistant Coach (1999-02)
- Utah Team Manager (1994-96)

#### EDUCATION

- Utah (2006, graduated cum laude)

#### MISSION

- Boston, Mass. (1989-91)

#### PERSONAL/FAMILY

- Wife: Rachel
- Children: Daughters Alyssa and Anna and son Sam





## MARK POPE

### Assistant Coach

#### CAREER HIGHLIGHTS

- Helped guide BYU to 24 wins and a trip to the NIT semifinals in Madison Square Garden in 2012-13
- In his first season at BYU, helped the Cougars to a 26-9 record and a sixth-straight NCAA Tournament bid

#### COACHING EXPERIENCE

- BYU Assistant Coach (2011-present)
- Wake Forest Assistant Coach (2010-11)
- Georgia Director of Basketball Operations (2009-10)

#### EDUCATION

- Kentucky (1996, B.A. in English)
- Completed two years of medical school at Columbia University in New York

#### PLAYING CAREER

- Played freshman and sophomore seasons at Washington (1991-93)
- Earned Pac 10 All-Academic honors as a sophomore
- Played junior and senior seasons at Kentucky (1994-96)
- Helped Kentucky to SEC title and Elite Eight run while earning Academic All-SEC honors in 1995
- Helped Kentucky to SEC title and NCAA National Championship as a team captain in 1996
- Drafted in the second round of the 1996 NBA Draft by the Indiana Pacers
- Played the 1996-97 season for Efes Pilsen in Turkey
- Played for the Indiana Pacers under Larry Bird from 1997-99 and helped the Pacers to the 1998 Eastern Conference Finals
- Played for the La Crosse Bobcats of the CBA and Ulkerspor in Turkey in 1999-00
- Played for the Milwaukee Bucks under coach George Karl from 2000-02 and helped the Bucks to the Eastern Conference Finals in 2001
- Spent the 2002-03 season on injured reserve with the New York Knicks
- Played for the Denver Nuggets from 2003-05

#### PERSONAL/FAMILY

- Wife: Lee Anne
- Daughters: Ella, Avery, Layla and Shay



## CODY FUEGER

### Director of Basketball Operations

#### EXPERIENCE

- BYU Director of Basketball Operations (2013-present)
- Utah State Director of Basketball Operations (2012-13)
- UC Riverside Director of Basketball Operations (2011-12)
- Louisiana Tech Director of Basketball Operations (2007-11)
- Utah Video coordinator and Student Assistant (2002-07)

#### EDUCATION

- Utah (2006, Bachelor's in economics)
- Utah (2007, Master's in parks, recreation and tourism-sports management)

#### PERSONAL/FAMILY

- Wife: Danielle
- Daughter: Isabella



**CHRIS ANDERSON**  
*EQUIPMENT MANAGER*



**KYLE CHILTON**  
*MEDIA RELATIONS*



**GARRETT FAUCETTE**  
*COORDINATOR OF PLAYER  
DEVELOPMENT*



**MIKE HALL**  
*ACADEMIC ADVISOR*



**BOB MEDINA**  
*STRENGTH AND  
CONDITIONING COACH*



**ROBERT RAMOS**  
*BASKETBALL TRAINER*



**AUBREY REEVES**  
*BASKETBALL OFFICE SECRETARY*



**TREVOR WILSON**  
*STUDENT ATHLETIC ACADEMIC  
CENTER DIRECTOR*

**MANAGERS:**

MATT FREEMAN  
TREVOR WOLLER  
DAN CROWSHAW  
KYLE BAIRD



## TOM HOLMOE

*Director of Athletics*

Tom Holmoe was named Director of Athletics at Brigham Young University on March 1, 2005. He oversees a nationally recognized program with 21 intercollegiate sports, involving more than 600 student-athletes and a 150-person staff.

A former Cougar defensive back from 1978-82, Holmoe returned to BYU in July 2001 as Associate Athletics Director for Development. As part of his responsibilities, he supervised the Cougar Club, served as the department's liaison with the LDS Foundation, served on the BYU Alumni Association Board of Directors and worked on the capital campaign to raise funds for the University's new athletic facilities. Holmoe currently serves on the BCS Athletics Directors Advisory Committee.

A native of La Crescenta, Calif., Holmoe came to BYU on a football scholarship in 1978. He became a starter as a sophomore and went on to earn first-team All-WAC honors as a senior in 1982. Holmoe was selected in the fourth round of the 1983 NFL Draft by the San Francisco 49ers. Over a seven-year NFL career, he played on three Super Bowl championship teams with the 49ers. After retiring from professional football, Holmoe returned to BYU to serve as a graduate assistant under LaVell Edwards from 1990-91. He then accepted an offer from Bill Walsh to become the Stanford secondary coach in 1992, where he remained for two seasons. In 1994, he returned to the 49ers as defensive backfield coach for two seasons, where he earned a fourth Super Bowl ring. Two years later Holmoe joined the University of California staff as defensive coordinator and later became the head coach from 1997-2001.

Holmoe graduated from BYU with a degree in zoology in 1983 and received a master's degree from BYU in athletic administration in 1995. He and his wife, Lori, have four children: Shannon Packard, Danny, Erik, and Lauren.



**BRIAN SANTIAGO**

Sr. Associate AD/Operations



**JANIE PENFIELD**

Associate AD/SWA



**DALLAN MOODY**

Associate AD/Finance



**CHAD LEWIS**

Associate AD/Development



**DUFF TITTLE**

Associate AD/Communications



# BRIGHAM YOUNG UNIVERSITY

## THE BYU HISTORY

The 1875 establishment of the Brigham Young Academy offered an academically stimulating and gospel-oriented education to 29 students. The one-acre school grounds presided over by Karl G. Maeser have since developed into 560 acres and 284 buildings. The foundation of the University thrives with the fourfold focus of being 1) spiritually strengthening, 2) intellectually enlarging, 3) character building, leading to 4) lifelong learning and service.

Brigham Young University provides an outstanding education in an atmosphere consistent with the standards and principles of its sponsor, The Church of Jesus Christ of Latter-day Saints.



BYU has a full-time enrollment of 33,336. Students come to BYU from all 50 states and more than 120 countries.

## BYU MISSION STATEMENT

The mission of Brigham Young University--founded, supported and guided by The Church of Jesus Christ of Latter-day Saints--is to assist individuals in their quest for perfection and eternal life. That assistance should provide a period of intensive learning in a stimulating setting where a commitment to excellence is expected and the full realization of human potential is pursued.

All instruction, programs and services at BYU, including a wide variety of extracurricular experiences, should make their own contribution toward the balanced development of the total person. Such a broadly prepared individual will not only be capable of meeting personal challenges and change but will also bring strength to others in the tasks of home and family life, social relationships, civic duty and service to mankind.

BYU's faculty, staff, students and administrators should be anxious to make their service and scholarship available to The Church of Jesus Christ of Latter-day Saints in furthering its work worldwide. In an era of limited enrollments, BYU can continue to expand its influence both by encouraging programs that are central to the Church's purposes and by making its resources available to the Church when called upon to do so.

We believe the earnest pursuit of this institutional mission can have a strong effect on the course of higher education and will greatly enlarge Brigham Young University's influence in a world we wish to improve.



**CECIL O. SAMUELSON**  
*University President*




**KEVIN J WORTHEN**  
*Advancement Vice President*



**A TOP-OF-THE-CHARTS EDUCATION**

|        |   |                                 |
|--------|---|---------------------------------|
| No. 1  | Stone-Cold Sober School                       | <i>Princeton Review</i>         |
| No. 1  | Accounting program                            | <i>Wall Street Journal</i>      |
| No. 1  | Least expensive private schools (MBA program) | <i>U.S. News 2012</i>           |
| No. 2  | Accounting program                            | <i>Businessweek</i>             |
| No. 2  | Best value law school                         | <i>National Jurist</i>          |
| No. 2  | Yield: accepted students who enroll           | <i>U.S. News 2012</i>           |
| No. 3  | Graduate entrepreneurship                     | <i>Entrepreneur</i>             |
| No. 3  | Master's of Accountancy program               | <i>Public Accounting Report</i> |
| No. 5  | PR program: top 5 in the country              | <i>PR Week Magazine</i>         |
| No. 5  | Graduates with the least debt                 | <i>U.S. News 2012</i>           |
| No. 6  | Undergraduate entrepreneurship                | <i>Entrepreneur</i>             |
| No. 10 | Grads who go on to earn doctorates            | <i>NORC/NSF</i>                 |
| No. 11 | Top graduates, rated by recruiters            | <i>Wall Street Journal</i>      |
| No. 15 | Great schools, great prices                   | <i>U.S. News 2012</i>           |
| No. 15 | Study abroad programs                         | <i>Department of State</i>      |
| No. 25 | Best law library                              | <i>National Jurist</i>          |
| No. 30 | Best business schools                         | <i>U.S. News 2013</i>           |
| No. 31 | Undergraduate business program                | <i>U.S. News 2012</i>           |
| No. 32 | Law school, as ranked by recruiters           | <i>U.S. News 2012</i>           |
| No. 34 | MBA program                                   | <i>U.S. News 2012</i>           |
| No. 39 | Law school                                    | <i>U.S. News 2012</i>           |
| No. 68 | Best national university                      | <i>U.S. News 2012</i>           |




**DISTINGUISHED FACULTY**

Faculty members hold advanced degrees from universities around the world. Their achievements are compelling and wide-ranging as they pursue consequential research work that is making a real difference. Alleviating hunger worldwide through more efficient agriculture, finding low-pollution energy alternatives and making significant contributions to the strengthening of families are among their many pursuits. Faculty members are regularly called upon to head national and international professional organizations and to consult with corporate and governmental entities. Above all, these high-principled men and women share an unmatched devotion to bringing the best possible education to their students.

**PREPARATION FOR THE FUTURE**

A strong curriculum delivered by outstanding faculty is key to the academic excellence of BYU graduates. From business management to nursing, from the humanities to engineering, the University's 11 colleges -- supported by comprehensive offerings from religious education -- continue to be internationally recognized for the quality of their education and the professional preparation they provide. In addition to the challenging course work and hands-on research, numerous programs offer academic and service outreach opportunities. Study abroad centers, distance-learning courses and worldwide performing arts tours are a few of the offerings that enrich BYU's academic experience.

BYU is in Provo, Utah, a city of approximately 115,000 located 45 miles south of Salt Lake City and 4,560 feet above sea level at the western base of the Wasatch Mountains. Provo sits in the Utah Valley, which offers a beautiful setting with 23-mile long Utah Lake on the west and 11,750-foot Mount Timpanogos on the east. The university's approximately 560-acre main campus includes about 300 buildings. Of its buildings, 80 are for academic programs, 64 for administrative and auxiliary services and 150 for student housing.





# MARRIOTT CENTER MAGIC

BYU'S HOMECOURT IS ONE OF THE NATION'S BEST BASKETBALL ARENAS

BYU's 20,900-seat basketball arena is truly a hoop heaven. There is no place quite like it in college basketball. Over the past 42 years, the Marriott Center has been home to the thrills and cheers of BYU basketball. With a history full of game-winning shots, conference championships and some of the nation's top attendance marks, the Marriott Center's 20,000 seats have allowed BYU fans to see plenty of excitement since the facility's opening game on Dec. 3, 1971.

The Marriott Center is named for successful Utah businessman J. Willard Marriott and is one of the largest on-campus arenas in the country. The building covers three acres and encloses eight million cubic feet.

The BYU men's basketball team has a .795 winning percentage in the Marriott Center over its 42 years. The Cougars have gone 194-22 in the Marriott Center over the past 14 seasons, boasting the nation's longest home victory streaks

from 2000 to 2003 (44 games) and from 2005 to 2008 (a program-record 53 games).

Some great games have been played in the Marriott Center, including Danny Ainge and company's 19-point shellacking of No. 7 Utah in 1981 before the Cougars' run to the Elite Eight in the NCAA Tournament. In 2002, BYU put on an incredible run to erase a 21-point second-half deficit and defeat Utah 63-61, helping preserve a perfect 16-0 home record. The Cougars played their 500th game in the Marriott Center on Feb. 22, 2006, against league-leader San Diego State, putting together a thrilling 59-point second-half performance on the way to a 100-90 win.

In 2010 — with BYU donning pink-trimmed uniforms and pink shoes to show support in the battle against cancer — Jimmer Fredette put on a show in front of a sellout crowd, scoring 36 points in an 82-69 victory over Utah. Fredette's 36

points are the most scored by a Cougar against the Utes at home in the history of the rivalry. In 2011, No. 9 BYU defeated No. 4 San Diego State behind Jimmer Fredette's heroic 43-point effort.

BYU has ranked in the top 25 nationally in paid attendance every year but four since the Marriott Center opened. The Cougars have led the nation three years, finished second four times and been among the top five attendance leaders 19 times over the past 42 years. In 2010-11, BYU finished sixth in the nation in attendance and posted eight sellouts.

In 1972, 1977, 1979 and 1982, BYU hosted NCAA Regionals. The 1988 Western Athletic Conference Tournament was also held in the Marriott Center. In addition to the fans it draws for basketball, capacity crowds have filled the arena for devotionals, commencement exercises, concerts and pageants.



## MARRIOTT CENTER YEARLY ATTENDANCE

| Year          | Games      | Record         | Total             | Avg.          |
|---------------|------------|----------------|-------------------|---------------|
| 12-13         | 18         | 15-3           | 287,750           | 15,986        |
| 11-12         | 16         | 13-3           | 246,777           | 15,424        |
| 10-11         | 14         | 13-1           | 261,989           | 18,714        |
| 09-10         | 16         | 15-1           | 224,460           | 14,029        |
| 08-09         | 16         | 14-2           | 214,134           | 13,383        |
| 07-08         | 16         | 16-0           | 216,295           | 13,518        |
| 06-07         | 17         | 17-0           | 205,243           | 12,073        |
| 05-06         | 15         | 14-1           | 166,037           | 11,069        |
| 04-05         | 14         | 6-8            | 148,860           | 10,633        |
| 03-04         | 13         | 13-0           | 198,906           | 15,300        |
| 02-03         | 14         | 13-1           | 202,556           | 14,468        |
| 01-02         | 16         | 16-0           | 213,952           | 13,372        |
| 00-01         | 15         | 15-0           | 235,575           | 15,705        |
| 99-00         | 16         | 14-2           | 247,120           | 15,445        |
| 98-99         | 14         | 9-5            | 194,810           | 13,915        |
| 97-98         | 14         | 4-10           | 170,901           | 12,207        |
| 96-97         | 14         | 1-13           | 236,523           | 16,895        |
| 95-96         | 15         | 11-4           | 269,730           | 17,961        |
| 94-95         | 14         | 14-0           | 263,730           | 18,838        |
| 93-94         | 16         | 14-2           | 301,995           | 18,875        |
| 92-93         | 14         | 13-1           | 286,596           | 20,471        |
| 91-92         | 15         | 14-1           | 264,869           | 17,658        |
| 90-91         | 16         | 10-6           | 279,660           | 17,479        |
| 89-90         | 15         | 15-0           | 286,779           | 19,119        |
| 88-89         | 15         | 10-5           | 272,235           | 18,149        |
| 87-88         | 18         | 16-2           | 363,602           | 20,200        |
| 86-87         | 14         | 10-4           | 265,140           | 18,939        |
| 85-86         | 16         | 12-4           | 265,158           | 16,572        |
| 84-85         | 14         | 9-5            | 213,628           | 15,259        |
| 83-84         | 15         | 14-1           | 321,714           | 21,448        |
| 82-83         | 15         | 9-6            | 304,137           | 20,276        |
| 81-82         | 16         | 11-5           | 339,586           | 21,224        |
| 80-81         | 13         | 13-0           | 292,580           | 22,505        |
| 79-80         | 14         | 12-2           | 300,713           | 21,479        |
| 78-79         | 14         | 14-0           | 277,020           | 19,787        |
| 77-78         | 13         | 9-4            | 223,216           | 17,171        |
| 76-77         | 12         | 6-6            | 174,588           | 14,632        |
| 75-76         | 12         | 7-5            | 168,136           | 14,011        |
| 74-75         | 15         | 9-6            | 185,940           | 12,396        |
| 73-74         | 10         | 6-4            | 162,510           | 16,251        |
| 72-73         | 14         | 11-3           | 263,523           | 18,283        |
| 71-72         | 12         | 12-0           | 261,815           | 21,818        |
| <b>Totals</b> | <b>615</b> | <b>489-126</b> | <b>10,280,488</b> | <b>16,315</b> |

• The above totals reflect paid public and student attendance from 1971-72 through 1996-97. Paid public but actual student attendance is reflected from 1997-98 through the present.

## TOP NATIONAL COLLEGE ARENAS

1. Syracuse (N.Y.), Carrier Dome, 33,000
2. Kentucky, Rupp Arena, 23,000 (off campus)
3. Tennessee, Thompson-Boling Center, 21,678
4. North Carolina, Dean Smith Center, 21,572
5. BYU, Marriott Center, 20,900

## TOP UTAH ARENAS

1. BYU, Marriott Center, 20,900
2. Utah Jazz, Energy Solutions Arena, 20,000
3. Utah, Jon M. Huntsman Center, 15,000
4. Weber State, Dee Events Center, 12,000
5. Utah State, Spectrum, 10,270
6. The Maverick Center, 10,207
7. Utah Valley, UCCU Center, 8,000
8. Southern Utah, Centrum, 5,300
9. Dixie College, Burns Arena, 5,200



BYU has outscored its opponents 16,990-13,509 while achieving a 194-22 home record over the past 14 seasons. The Cougars' average margin of victory over that span is 16.1 points.

BYU has consistently ranked among the national attendance leaders, averaging 16,315 fans per game in the 42-year history of the Marriott Center. The Cougars averaged 18,714 fans in 2010-11 to rank sixth nationally, including eight sellouts. BYU outdrew the regular season conference champions of 30 of the nation's 31 conferences as well as every program in the Big Ten, the Big 12 and Pac-12 and all but one ACC school, all but two SEC teams and all but two Big East teams. In 2012-13, BYU was first in the West and No. 13 in the nation.


The Cougars have gone 194-22 at home

over the past 14 years. BYU had a school record 53-game winning streak that started in 2005 and ended with the loss to nationally ranked Wake Forest in 2009. The Cougars set the program record with their 67-59 win over Utah in the Marriott Center on Feb. 20, 2008, their 45th-straight home win. BYU's last home loss before the record-setting streak was in the 2005-06 season opener against Loyola Marymount. The streak included 29 straight over nonconference opponents and 24 consecutive over MWC foes. The Cougars were 15-3 at home last season, 13-3 in 2011-12, 13-1 in 2010-11, 15-1 in 2009-10, 14-2 in 2008-09 and

won 16 home games the previous season and 17 in 2006-07 after going 14-1 in 2005-06. BYU is 489-126 (.795) all-time in the Marriott Center, and Cougar head coach Dave Rose is 117-11. Prior to the 53-game home win streak, BYU's longest homecourt victory streak was 44 games from Feb. 19, 2000 to Jan. 16, 2003.

BYU also owned one of the country's longest nonconference home winning streaks from 1999 to 2005, defeating 40 straight non-league opponents in the Marriott Center. The streak began with a 61-59 win over Utah State on Jan. 2, 1999.

Since the Marriott Center opened 42 years ago, Cougar fans have watched BYU compile a 489-126 record, a .795 winning percentage.



**MARRIOTT CENTER TOP CROWDS**

| ATT.   | OPP.          | DATE          | BYU | OPP |
|--------|---------------|---------------|-----|-----|
| 23,106 | Utah          | Mar. 7, 1981  | 95  | 76  |
| 23,096 | Wake Forest   | Jan. 3, 2009  | 87  | 94  |
| 23,084 | Utah          | Jan. 12, 1980 | 89  | 72  |
| 23,042 | Illinois      | Nov. 30, 1979 | 76  | 86  |
| 23,037 | Utah St.      | Dec. 27, 1980 | 104 | 89  |
| 23,025 | Air Force     | Jan. 18, 1992 | 66  | 45  |
| 23,023 | UCLA          | Nov. 26, 1982 | 82  | 85  |
| 23,006 | Utah          | Feb. 17, 1979 | 76  | 50  |
| 22,998 | UNM           | Feb. 25, 1978 | 66  | 71  |
| 22,987 | Utah          | Feb. 3, 1973  | 89  | 73  |
| 22,985 | CSU           | Feb. 26, 1972 | 105 | 85  |
| 22,983 | Wyoming       | Jan. 24, 1981 | 84  | 70  |
| 22,977 | La Salle      | Dec. 29, 1987 | 95  | 82  |
| 22,953 | CSU           | Feb. 24, 1979 | 66  | 61  |
| 22,937 | UTEP          | Feb. 5, 1972  | 57  | 53  |
| 22,936 | Utah          | Mar. 5, 1983  | 62  | 64  |
| 22,929 | Utah          | Jan. 15, 1982 | 74  | 51  |
| 22,918 | Utah St.      | Jan. 7, 1978  | 85  | 84  |
| 22,893 | Utah St.      | Jan. 22, 1972 | 101 | 82  |
| 22,891 | SDSU          | Feb. 3, 1979  | 88  | 80  |
| 22,889 | UNLV          | Dec. 5, 1981  | 63  | 66  |
| 22,812 | Utah          | Mar. 3, 2007  | 85  | 62  |
| 22,718 | Utah          | Mar. 1, 2004  | 70  | 57  |
| 22,702 | CSU           | Mar. 8, 2003  | 67  | 55  |
| 22,700 | Air Force     | Jan. 27, 2007 | 61  | 52  |
| 22,700 | Air Force     | March 7, 2009 | 54  | 49  |
| 22,700 | Fresno State  | Nov. 21, 2010 | 83  | 56  |
| 22,700 | Air Force     | Jan. 8, 2011  | 76  | 66  |
| 22,700 | San Diego St. | Jan. 26, 2011 | 71  | 58  |
| 22,700 | UNLV          | Feb. 5, 2011  | 78  | 64  |
| 22,700 | Utah          | Feb. 12, 2011 | 72  | 59  |
| 22,700 | Colorado St.  | Feb. 23, 2011 | 84  | 76  |
| 22,700 | New Mexico    | Mar. 2, 2011  | 64  | 82  |
| 22,700 | Wyoming       | Mar. 5, 2011  | 102 | 78  |
| 22,700 | Baylor        | Dec. 17, 2011 | 83  | 86  |
| 22,700 | Saint Mary's  | Jan. 28, 2012 | 66  | 80  |
| 22,700 | Portland      | Feb. 25, 2012 | 76  | 66  |

The Marriott Center covers three acres and encloses eight million cubic feet. The roof, which is the size of two football fields placed side-by-side, is 10 stories high and is held together by 50,000 bolts. The four-million pound roof was constructed first at ground level, then raised 38 feet. There are seven locker rooms, a President's room, two reception rooms, press and interview rooms, men's and women's team rooms and a training room.

During the summer of 2012, the lower-bowl bench seating on the north side of the arena was replaced with prime chair seating. The entire lower bowl is now chair seating. In addition, a new sound system was installed in the arena and the men's and women's basketball locker rooms were renovated.

Improvements to the exterior and interior took place in 2007, including glass exterior walls and new lighting. In 2006 the original suspended floor, installed in 1971, was replaced with a Connor Uniforce floor and seismic upgrades took place. Fittingly, the last game played on the original floor featured the jersey retirement of Cougar great Kresimir Cosic, who played in BYU's first game in the Marriott Center. An additional floor upgrade was installed in 2007.

"The Marriott Center is one of the top five places to play in the country, not just because of its size, but because its facilities are fantastic," said former UTEP head coach Don Haskins, the subject of the 2006 film Glory Road. "If there is a better arena, I haven't seen it."

# ALL-TIME SERIES RECORDS



| OPPONENT              | G   | W  | L  | FIRST-LAST | LAST | OPPONENT                 | G  | W  | L  | FIRST-LAST | LAST |
|-----------------------|-----|----|----|------------|------|--------------------------|----|----|----|------------|------|
| Air Force             | 66  | 54 | 12 | 1961-2011  | W    | Florida State            | 2  | 1  | 1  | 1972-2012  | L    |
| Alabama               | 1   | 0  | 1  | 1957       | L    | Fordham                  | 2  | 2  | 0  | 1983-1985  | W    |
| Alabama-Birmingham    | 3   | 2  | 1  | 1984-1989  | W    | Fort Lewis               | 1  | 1  | 0  | 2001       | W    |
| Alaska                | 1   | 1  | 0  | 1980       | W    | Fresno Pacific           | 1  | 1  | 0  | 2011       | W    |
| Arizona               | 38  | 19 | 19 | 1951-2011  | W    | Fresno State             | 18 | 13 | 5  | 1935-2011  | W    |
| Arizona State         | 49  | 27 | 22 | 1946-2010  | W    | Georgetown               | 1  | 0  | 1  | 1984       | L    |
| Arkansas              | 1   | 1  | 0  | 1947       | W    | Georgia                  | 3  | 2  | 1  | 1969-1997  | L    |
| Army                  | 2   | 2  | 0  | 1965-1973  | W    | Georgia State            | 1  | 1  | 0  | 2012       | W    |
| Auburn                | 1   | 0  | 1  | 1998       | L    | Georgia Tech             | 1  | 0  | 1  | 1978       | L    |
| Baylor                | 10  | 5  | 5  | 1949-2013  | L    | Gila College             | 2  | 2  | 0  | 1931       | W    |
| Beloit                | 1   | 0  | 1  | 1949       | L    | Gonzaga                  | 7  | 2  | 5  | 1949-2013  | L    |
| Boise State           | 13  | 9  | 4  | 1976-2009  | L    | Hamline                  | 1  | 0  | 1  | 1951       | L    |
| Bowling Green         | 4   | 3  | 1  | 1949-1984  | W    | Hartford                 | 1  | 1  | 0  | 2008       | W    |
| Bradley               | 4   | 3  | 1  | 1953-2010  | W    | Harvard                  | 1  | 1  | 0  | 1978       | W    |
| BYU-Hawaii            | 1   | 1  | 1  | 2011       | W    | Hastings                 | 2  | 2  | 0  | 1935-1938  | W    |
| Brown                 | 1   | 1  | 0  | 1988       | W    | Hawai'i                  | 45 | 32 | 13 | 1971-2010  | W    |
| Buffalo               | 2   | 2  | 0  | 2010-2011  | W    | Hofstra                  | 2  | 2  | 0  | 1983-1984  | W    |
| Butler                | 1   | 0  | 1  | 1930       | L    | Houston                  | 6  | 2  | 4  | 1965-2006  | L    |
| California            | 11  | 4  | 7  | 1952-2005  | L    | Idaho                    | 5  | 3  | 2  | 1938-2001  | W    |
| Cal-Davis             | 2   | 2  | 0  | 1936       | W    | Idaho State              | 37 | 31 | 6  | 1930-2010  | W    |
| Cal-Irvine            | 4   | 3  | 1  | 1986-2002  | W    | Illinois                 | 5  | 2  | 3  | 1965-1980  | W    |
| Cal-Santa Barbara     | 6   | 5  | 1  | 1979-2011  | W    | Illinois Wesleyan        | 1  | 1  | 0  | 1930       | W    |
| Cal Poly              | 1   | 1  | 0  | 2009       | W    | Indiana                  | 2  | 0  | 2  | 1972-1973  | L    |
| Cal Poly Pomona       | 1   | 1  | 0  | 1981       | W    | Indiana State            | 3  | 2  | 1  | 1947-1951  | W    |
| Cal State Fullerton   | 6   | 3  | 3  | 1972-1996  | L    | Iona                     | 1  | 1  | 0  | 2012       | W    |
| Cal State Los Angeles | 2   | 2  | 0  | 1952       | W    | Iowa                     | 2  | 0  | 2  | 1983-1986  | L    |
| Cal State Northridge  | 5   | 5  | 0  | 1992-2012  | W    | Iowa State               | 5  | 0  | 5  | 1931-2012  | L    |
| Cal State Riverside   | 1   | 1  | 0  | 1999       | W    | Jackson State            | 1  | 1  | 0  | 2007       | W    |
| Cal State Sacramento  | 1   | 1  | 0  | 1993       | W    | James Madison            | 2  | 2  | 0  | 1990-1992  | W    |
| Cal State San Marcos  | 1   | 1  | 0  | 2011       | W    | John Carroll             | 1  | 1  | 0  | 1930       | W    |
| Canisius              | 3   | 3  | 0  | 1942-1946  | W    | Kansas                   | 4  | 1  | 3  | 1959-1993  | L    |
| Carbon College        | 2   | 2  | 0  | 1922-1943  | W    | Kansas State             | 7  | 3  | 4  | 1950-2010  | L    |
| Central Conn. State   | 1   | 1  | 0  | 1987       | W    | Kent State               | 1  | 1  | 0  | 1960       | L    |
| Chaminade             | 1   | 1  | 0  | 2005       | W    | Kentucky                 | 3  | 0  | 3  | 1951-1984  | L    |
| Chicago               | 1   | 1  | 0  | 1930       | W    | La Salle                 | 9  | 3  | 6  | 1948-1992  | L    |
| Chicago State         | 2   | 2  | 0  | 1987-2011  | W    | Lamar                    | 3  | 2  | 1  | 2006-2008  | W    |
| Cincinnati            | 3   | 2  | 1  | 1930-2001  | W    | LaVerne                  | 1  | 1  | 0  | 1936       | W    |
| Citadel               | 1   | 0  | 1  | 1960       | L    | Liberty                  | 1  | 1  | 0  | 2007       | W    |
| Clemson               | 2   | 0  | 2  | 1980-1990  | L    | Long Beach State         | 9  | 5  | 4  | 1972-2009  | W    |
| Colorado              | 20  | 5  | 15 | 1937-1956  | W    | Long Island              | 3  | 0  | 3  | 1942-1947  | L    |
| Colorado College      | 11  | 5  | 6  | 1923-1936  | W    | Longwood                 | 1  | 1  | 0  | 2011       | W    |
| Colorado St. College  | 9   | 8  | 1  | 1923-1938  | W    | Louisiana State          | 2  | 1  | 1  | 1960-1992  | L    |
| Colorado State        | 136 | 90 | 46 | 1938-2011  | W    | Louisiana Tech           | 2  | 2  | 0  | 1998       | W    |
| Connecticut           | 1   | 0  | 1  | 2003       | L    | Louisville               | 4  | 2  | 2  | 1960-2008  | W    |
| Cornell               | 2   | 1  | 1  | 1965-1969  | L    | Loyola (Ill.)            | 6  | 1  | 5  | 1931-1968  | L    |
| Creighton             | 9   | 6  | 3  | 1931-2010  | W    | Loyola Marymount         | 7  | 4  | 3  | 1937-2013  | W    |
| Culver Stockton       | 1   | 1  | 0  | 1949       | W    | Loyola (N. Orleans)      | 2  | 1  | 1  | 1957-1959  | L    |
| Dartmouth             | 1   | 0  | 1  | 1958       | L    | McNeese State            | 2  | 2  | 0  | 1977-1992  | W    |
| Davidson              | 2   | 2  | 0  | 1974-1976  | W    | Manhattan                | 3  | 2  | 1  | 1945-1955  | L    |
| Dayton                | 2   | 2  | 0  | 1950-1959  | W    | Marshall                 | 2  | 1  | 1  | 1948-1951  | W    |
| Delta State           | 1   | 1  | 0  | 1947       | W    | Marquette                | 5  | 2  | 3  | 1930-2012  | L    |
| Denver                | 70  | 53 | 17 | 1933-1999  | W    | Memphis (formerly State) | 4  | 1  | 3  | 1960-2002  | L    |
| DePaul                | 1   | 0  | 1  | 1964       | W    | Mercer                   | 1  | 1  | 0  | 2013       | W    |
| Detroit               | 1   | 1  | 0  | 1955       | W    | Miami (Fla.)             | 4  | 2  | 2  | 1960-1989  | L    |
| Dixie College         | 7   | 7  | 0  | 1927-1935  | W    | Michigan                 | 4  | 2  | 2  | 1954-1991  | L    |
| Drake                 | 1   | 1  | 0  | 1935       | W    | Michigan State           | 9  | 4  | 5  | 1956-2008  | L    |
| Duke                  | 2   | 1  | 1  | 1952-1992  | L    | Minnesota                | 1  | 0  | 1  | 1994       | L    |
| Duquesne              | 2   | 0  | 2  | 1947-1954  | L    | Mississippi State        | 2  | 1  | 1  | 1994-1996  | L    |
| Eastern Kentucky      | 3   | 2  | 1  | 1950-1991  | W    | Mississippi Valley State | 1  | 1  | 0  | 2011       | W    |
| Eastern New Mexico    | 2   | 2  | 0  | 2010-2012  | W    | Montana                  | 30 | 21 | 9  | 1938-2012  | W    |
| Eastern Washington    | 3   | 3  | 0  | 1989-2010  | W    | Montana State            | 12 | 11 | 1  | 1939-1987  | W    |
| East Tennessee State  | 1   | 0  | 1  | 1990       | L    | Montana State Billings   | 1  | 1  | 0  | 2005       | W    |
| Elon College          | 1   | 1  | 0  | 2000       | W    | Montana State College    | 57 | 28 | 29 | 1925-1941  | W    |
| Florida               | 3   | 2  | 1  | 1959-2011  | L    | Montana Mines            | 2  | 2  | 0  | 1928       | W    |
| Florida International | 2   | 2  | 0  | 1999-2000  | W    | Morgan State             | 1  | 1  | 0  | 1996       | W    |



| OPPONENT               | G   | W  | L  | FIRST-LAST | LAST | OPPONENT | G                        | W   | L   | FIRST-LAST | LAST      |   |
|------------------------|-----|----|----|------------|------|----------|--------------------------|-----|-----|------------|-----------|---|
| Muhlenberg             | 1   | 1  | 0  |            | 1948 | W        | Snow College             | 4   | 4   | 0          | 1929-1946 | W |
| Murray State           | 3   | 2  | 1  | 1953-1955  |      | W        | South Alabama            | 2   | 1   | 1          | 2000      | W |
| Nebraska               | 5   | 4  | 1  | 1930-2010  |      | W        | South Carolina           | 2   | 1   | 1          | 1990-1993 | W |
| Nevada                 | 19  | 13 | 6  | 1929-2011  |      | W        | South Carolina State     | 1   | 1   | 0          | 1999      | W |
| New Mexico             | 130 | 75 | 55 | 1950-2011  |      | W        | South Florida            | 1   | 1   | 0          | 2011      | W |
| New Mexico State       | 11  | 3  | 8  | 1960-1976  |      | L        | Southeastern College     | 1   | 1   | 0          | 1925      | W |
| New Orleans            | 1   | 0  | 1  | 1987       |      | L        | Southern                 | 1   | 1   | 0          | 2009      | W |
| New York (CCNY)        | 3   | 0  | 3  | 1947-1950  |      | L        | Southern California      | 9   | 3   | 6          | 1933-2006 | L |
| New York University    | 1   | 1  | 0  | 1965       |      | W        | Southern Idaho           | 13  | 10  | 3          | 1937-1946 | W |
| Niagara                | 7   | 5  | 2  | 1947-1976  |      | W        | Southern Illinois        | 1   | 1   | 0          | 2000      | W |
| Nicholls State         | 1   | 1  | 0  | 1993       |      | W        | Southern Methodist       | 4   | 2   | 2          | 1986-1997 | L |
| Northeastern           | 1   | 1  | 0  | 1988       |      | W        | Southern Miss            | 1   | 1   | 0          | 2013      | W |
| Northwestern           | 2   | 1  | 1  | 1945-1989  |      | W        | Southern Utah            | 10  | 10  | 0          | 1992-2007 | W |
| North Carolina         | 5   | 0  | 5  | 1976-2008  |      | L        | Southwest Missouri       | 2   | 1   | 1          | 1985-1987 | L |
| N. Carolina-Charlotte  | 2   | 2  | 0  | 1988       |      | W        | Stanford                 | 6   | 4   | 2          | 1969-2005 | L |
| North Carolina State   | 4   | 0  | 4  | 1952-2005  |      | L        | Stetson                  | 1   | 0   | 1          | 1990      | L |
| North Dakota           | 3   | 2  | 1  | 1928       |      | W        | Syracuse                 | 5   | 0   | 5          | 1947-2004 | L |
| North Texas            | 2   | 2  | 0  | 1980-1989  |      | W        | TCU                      | 22  | 19  | 3          | 1953-2011 | W |
| Northern Arizona       | 3   | 2  | 1  | 1946-2012  |      | W        | Tennessee                | 2   | 0   | 2          | 1957-1980 | L |
| Northern Kentucky      | 1   | 1  | 0  | 2006       |      | W        | Tennessee State          | 1   | 1   | 1          | 2012      | W |
| Northeast Louisiana    | 2   | 2  | 0  | 1975-1994  |      | W        | Tennessee Tech           | 1   | 1   | 0          | 1992      | W |
| Northwestern (La.) St. | 2   | 1  | 1  | 1948-1994  |      | W        | Temple                   | 3   | 2   | 1          | 1942-1966 | W |
| N.W. Oklahoma State    | 1   | 1  | 0  | 1948       |      | W        | Texas                    | 5   | 3   | 2          | 1967-1978 | L |
| Notre Dame             | 8   | 3  | 5  | 1956-2012  |      | L        | Texas-Arlington          | 1   | 1   | 0          | 1988      | W |
| Occidental             | 1   | 1  | 0  | 1929       |      | W        | Texas A&M                | 1   | 1   | 0          | 1972      | W |
| Ohio State             | 7   | 3  | 4  | 1956-1998  |      | W        | Texas A&M Corpus Christi | 1   | 1   | 0          | 2001      | W |
| Oklahoma               | 4   | 2  | 2  | 1960-1992  |      | W        | Texas Southern           | 1   | 1   | 0          | 1999      | W |
| Oklahoma Baptist       | 1   | 1  | 0  | 1993       |      | W        | UTEP                     | 66  | 41  | 25         | 1966-2010 | W |
| Oklahoma City          | 6   | 0  | 6  | 1955-1976  |      | L        | UT-San Antonio           | 1   | 1   | 1          | 2012      | W |
| Oklahoma State         | 7   | 4  | 3  | 1961-2004  |      | W        | Texas Tech               | 4   | 3   | 1          | 1967-1996 | L |
| Old Dominion           | 1   | 1  | 0  | 1976       |      | W        | Toledo                   | 4   | 3   | 1          | 1949-2002 | W |
| Omaha                  | 1   | 1  | 0  | 1943       |      | W        | Tulane                   | 1   | 1   | 0          | 1995      | W |
| Oral Roberts           | 5   | 5  | 0  | 1978-2007  |      | W        | Tulsa                    | 12  | 8   | 4          | 1979-2008 | W |
| Oregon                 | 21  | 9  | 12 | 1954-2011  |      | W        | UCLA                     | 23  | 11  | 12         | 1929-2010 | L |
| Oregon State           | 15  | 4  | 11 | 1927-1992  |      | L        | UNLV                     | 34  | 16  | 18         | 1981-2011 | W |
| Pacific                | 6   | 3  | 3  | 1961-1997  |      | W        | Utah                     | 254 | 129 | 125        | 1909-2012 | W |
| Penn State             | 4   | 1  | 3  | 1979-1998  |      | L        | Utah State               | 229 | 137 | 92         | 1905-2013 | W |
| Pepperdine             | 12  | 8  | 4  | 1944-2013  |      | W        | Utah Valley              | 1   | 1   | 0          | 2005      | W |
| Phillips               | 2   | 1  | 1  | 1928       |      | L        | Valparaiso               | 2   | 1   | 1          | 1945-1949 | W |
| Pittsburgh             | 1   | 1  | 0  | 1986       |      | W        | Vanderbilt               | 1   | 0   | 1          | 1957      | L |
| Portland               | 9   | 8  | 1  | 1957-2013  |      | W        | Vermont                  | 1   | 1   | 0          | 2010      | W |
| Portland State         | 1   | 1  | 0  | 1978       |      | W        | Villanova                | 3   | 1   | 2          | 1951-1984 | L |
| Prairie View A&M       | 1   | 1  | 0  | 2011       |      | W        | Virginia                 | 4   | 1   | 3          | 1981-1998 | L |
| Princeton              | 4   | 4  | 0  | 1981-1992  |      | W        | Virginia Commonwealth    | 1   | 1   | 0          | 1983      | W |
| Providence             | 2   | 2  | 0  | 1962-1983  |      | W        | Virginia Tech            | 3   | 3   | 0          | 1967-2012 | W |
| Purdue                 | 1   | 1  | 0  | 1978       |      | W        | Wake Forest              | 5   | 1   | 4          | 1952-2009 | L |
| Regis                  | 3   | 3  | 0  | 1949-1951  |      | W        | Washington               | 19  | 9   | 10         | 1950-2013 | W |
| Rhode Island           | 3   | 1  | 2  | 1975-1978  |      | L        | Washington State         | 10  | 5   | 5          | 1946-2006 | W |
| Rice                   | 7   | 5  | 2  | 1963-2009  |      | W        | Weber College            | 7   | 6   | 1          | 1938-1943 | W |
| Ricks College          | 2   | 2  | 0  | 1927-1940  |      | W        | Weber State              | 38  | 28  | 10         | 1973-2012 | W |
| Rutgers                | 1   | 0  | 1  | 1990       |      | L        | West Virginia            | 2   | 1   | 1          | 1947-1973 | W |
| St. Bonaventure        | 3   | 3  | 0  | 1965-2002  |      | W        | Western Carolina         | 1   | 1   | 0          | 1981      | W |
| St. Francis            | 2   | 1  | 1  | 1953-1969  |      | W        | Western State            | 11  | 10  | 1          | 1924-1937 | W |
| St. John's             | 8   | 1  | 7  | 1951-1991  |      | L        | Western Kentucky         | 3   | 0   | 3          | 1946-1955 | L |
| St. Joseph's           | 8   | 4  | 4  | 1962-1983  |      | L        | Western Oregon           | 3   | 3   | 0          | 1946-2009 | W |
| St. Louis              | 4   | 3  | 1  | 1930-1954  |      | L        | Western Washington       | 1   | 1   | 0          | 1993      | W |
| Saint Mary's (Calif.)  | 14  | 8  | 6  | 1956-2013  |      | L        | Wichita State            | 7   | 1   | 6          | 1962-1989 | W |
| San Diego, U. of       | 8   | 6  | 2  | 2001-2013  |      | L        | Wisconsin                | 2   | 0   | 2          | 1931-2011 | L |
| San Diego State        | 71  | 48 | 23 | 1941-2011  |      | L        | Wisconsin-Milwaukee      | 1   | 1   | 0          | 1972      | W |
| San Francisco          | 14  | 8  | 6  | 1946-2013  |      | L        | Wittenberg               | 1   | 0   | 1          | 1930      | L |
| San Jose State         | 9   | 8  | 1  | 1948-2007  |      | W        | Wofford                  | 2   | 2   | 0          | 1998-2011 | W |
| Santa Clara            | 24  | 19 | 5  | 1951-2013  |      | W        | Wyoming                  | 174 | 105 | 69         | 1929-2011 | W |
| Seattle                | 7   | 5  | 2  | 1963-1976  |      | W        | Xavier                   | 3   | 2   | 1          | 1964-2007 | L |
| Seton Hall             | 3   | 2  | 1  | 1950-2007  |      | W        | Yale                     | 1   | 1   | 0          | 1984      | W |
| Siena                  | 1   | 1  | 0  | 1989       |      | W        |                          |     |     |            |           |   |



**OPPONENT SID CONTACT INFORMATION**

**Colorado Mesa • Ian Marks**  
(970) 248-1143  
imarks@coloradomesa.edu

**DePaul • Adam Pitterman**  
(575) 562-4309  
Adam.Pitterman@enmu.edu

**Gonzaga • Oliver Pierce**  
(509) 313-6373  
pierce@athletics.gonzaga.edu

**Iowa State • Mike Green**  
(515) 294-7019  
mgreen@iastate.edu

**Loyola Marymount • John Shaffer**  
(310) 338-7643  
jshaffer@lmu.edu

**Mount St. Mary's • Mark Vandergrift**  
(801) 447-5384  
vandergrift@msmary.edu

**North Texas • Stephen Howard**  
(940) 369-8548  
Stephen.Howard@unt.edu

**Oregon • Andy McNamara**  
(541) 346-2253  
mcnamara@uoregon.edu

**Pacific • Mike Millerick**  
(209) 946-2866  
mmilleri@pacific.edu

**Pepperdine • Roger Horne**  
(310) 506-4455  
roger.horne@pepperdine.edu

**Portland • Jason Brough**  
(503) 943-8439  
brough@up.edu

**Prairie View A&M • Ryan McGinty**  
(936) 261-9140  
rjmcginty@pvamu.edu

**Saint Mary's • Richard Kilwien**  
(925) 631-4402  
rak5@stmarys-ca.edu

**San Diego • Ted Gosen**  
(619) 260-4745  
tgosen@sandiego.edu

**San Francisco • Jim Young**  
(415) 422-6162  
jyoung@usfca.edu

**Santa Clara • Michelle Schmitt**  
(408) 554-2114  
mschmitt@scu.edu

**Stanford • Brian Risso**  
(650) 736-9044  
brisso@stanford.edu

**Texas • Scott McConnell**  
(818) 471-1345  
scott.mcconnell@athletics.utexas.edu

**UMass • Brian Henry**  
413-545-5292  
bwhenry@admin.umass.edu

**Utah • Drew Wiseman**  
(801) 581-3771  
kharris@hunstanman.utah.edu

**Utah State • Doug Hoffman**  
(435) 797-3714  
doug.hoffman@usu.edu

**Weber State • Paul Grua**  
(801) 626-7414  
pgrua@weber.edu

**Wichita State • Larry Rankin**  
316-978-3221  
lrarkin@goshockers.com

**WEBER STATE**

Overall Series Record: BYU leads 28-10  
BYU Record in Provo: 19-0  
BYU Record at Weber State: 9-10  
BYU Record at Neutral Sites: 0-0

|          |                  |        |   |
|----------|------------------|--------|---|
| 11-30-73 | Weber State      | 77-76  | W |
| 12-6-74  | at Weber State   | 63-76  | L |
| 12-20-75 | Weber State      | 89-80  | W |
| 11-27-76 | at Weber State   | 75-96  | L |
| 1-3-78   | Weber State      | 81-76  | W |
| 12-23-80 | at Weber State   | 85-78  | W |
| 12-15-81 | Weber State      | 63-55  | W |
| 1-6-83   | at WSU (20T)     | 81-84  | L |
| 1-7-84   | Weber State (OT) | 86-81  | W |
| 12-8-84  | at Weber State   | 79-87  | L |
| 12-28-85 | Weber State (OT) | 88-86  | W |
| 12-18-86 | at Weber State   | 84-69  | W |
| 12-11-87 | Weber State*     | 104-71 | W |
| 12-1-88  | at Weber State   | 78-80  | L |
| 11-28-89 | Weber State      | 81-65  | W |
| 11-29-90 | at Weber State   | 69-57  | W |
| 12-21-91 | Weber State      | 81-68  | W |
| 12-8-92  | at WSU (OT)      | 77-83  | L |
| 12-21-93 | Weber State      | 92-79  | W |
| 12-21-94 | at Weber State   | 74-86  | L |
| 12-12-95 | Weber State      | 91-86  | W |
| 12-4-96  | at Weber State   | 80-97  | L |
| 12-12-97 | Weber State*     | 83-70  | W |
| 11-19-98 | at Weber State   | 80-83  | L |
| 12-11-99 | Weber State*     | 66-53  | W |
| 12-28-00 | at Weber State   | 84-75  | W |
| 12-5-01  | Weber State      | 65-47  | W |
| 1-8-03   | at Weber State   | 69-75  | L |
| 12-20-03 | Weber State      | 86-65  | W |
| 12-23-04 | at Weber State   | 79-61  | W |
| 12-17-05 | Weber State      | 80-54  | W |
| 12-2-06  | at WSU (OT)      | 73-69  | W |
| 12-5-07  | Weber State      | 72-57  | W |
| 12-3-08  | at Weber State   | 92-62  | W |
| 12-27-09 | Weber State      | 87-70  | W |
| 12-21-10 | at Weber State   | 72-66  | W |
| 12-7-11  | Weber State      | 94-66  | W |

12-15-12 at Weber State 78-68 W  
\*Cougar Classic

**STANFORD**

Overall Series Record: BYU leads 4-2  
BYU Record in Provo: 2-0  
BYU Record at Stanford: 1-1  
BYU Record at Neutral Sites: 1-1  
1-3-69 at Stanford 95-89 W  
1-4-69 at Stanford 78-94 L  
12-4-70 Stanford 70-62 W  
12-5-70 Stanford 85-64 W  
12-22-01 No. 13 Stanford\*81-76 W  
11-23-04 Stanford+ 53-62 L  
\*Las Vegas Showdown  
+Maui Invitational

**MOUNT ST. MARY'S - FIRST MEETING**

**COLORADO MESA - FIRST MEETING**

**IOWA STATE**

Overall Series Record: Iowa State leads 5-0  
BYU Record in Provo: 0-1  
BYU Record at Iowa State: 0-3  
BYU Record at Neutral Sites: 0-1  
12-15-31 at Iowa State 28-47 L  
12-12-57 Iowa State 45-54 L  
12-6-56 at Iowa State 48-57 L  
12-22-00 vs. Iowa State\* 71-77 L  
12-1-12 at Iowa State 62-83 L  
\*Yahoo! Sports Invitational

**TEXAS**

Overall Series Record: BYU leads 3-2  
BYU Record in Provo: 2-0  
BYU Record at Texas: 0-2  
BYU Record at Neutral Sites: 1-0  
12-9-67 Texas 63-50 W  
12-20-69 at Texas (20T) 73-76 L  
11-29-74 Texas 80-72 W  
12-29-75 vs. Texas ^ (OT) 91-86 W

12-2-78 at No. 13 Texas 57-96 L  
^ Old Dominion Classic

**DEPAUL**

Overall Series Record: DePaul leads 1-0  
BYU Record in Provo: 0-0  
BYU Record at DePaul: 0-0  
BYU Record at Neutral Sites: 0-1  
12-29-64 vs. DePaul\* 75-84 L  
\*All College Tournament

**WICHITA STATE**

Overall Series Record: Wichita State leads 6-1  
BYU Record in Provo: 1-3  
BYU Record at Wichita State: 0-3  
BYU Record at Neutral Sites: 0-0  
12-14-62 Wichita State 61-67 L  
12-15-62 Wichita State (OT) 89-91 L  
12-11-64 at No. 2 Wichita St.  
76-93 L  
12-12-64 at No. 2 Wichita St.  
65-81 L  
12-7-74 Wichita State 69-80 L  
12-22-76 at Wichita State 63-69 L  
1-28-89 Wichita State 93-92 W

**UTAH STATE**

Overall Series Record: BYU leads 137-92  
BYU Record in Provo: 85-32  
BYU Record in Logan: 51-60  
BYU Record at Neutral Sites: 1-0  
2-23-06 at Utah State 21-14 W  
3-3-06 Utah State 19-11 W  
2-16-07 Utah State 44-11 W  
3-1-07 at Utah State 23-12 W  
1-18-08 at Utah State 29-16 W  
2-1-08 Utah State 43-19 W  
2-6-09 Utah State 37-11 W  
2-26-09 at Utah State 37-13 W  
1-15-10 at Utah State 40-20 W  
2-18-10 Utah State 47-31 W  
2-4-11 at Utah State 29-19 W



**SERIES VS. OPPONENT RESULTS**

|         |                 |       |   |          |                  |         |   |          |                  |         |   |
|---------|-----------------|-------|---|----------|------------------|---------|---|----------|------------------|---------|---|
| 2-18-11 | Utah State      | 37-21 | W | 2-12-37  | at Utah State    | 55-45   | W | 12-22-71 | at Utah State    | 87-84   | W |
| 2-3-12  | Utah State      | 36-17 | W | 2-13-37  | at Utah State    | 38-47   | L | 1-22-72  | Utah State       | 101-82  | W |
| 2-9-12  | at Utah State   | 37-16 | W | 1-21-38  | at Utah State    | 53-60   | L | 12-16-72 | Utah State       | 88-80   | W |
| 2-15-13 | at Utah State   | 33-23 | W | 2-25-38  | Utah State       | 58-50   | W | 1-20-73  | at Utah State    | 79-69   | W |
| 3-1-13  | Utah State      | 20-29 | L | 1-7-39   | Utah State       | 46-54   | L | 12-22-73 | Utah State       | 86-87   | L |
| 2-21-14 | Utah State      | 41-21 | W | 3-4-39   | at Utah State    | 38-53   | L | 1-19-74  | at Utah State    | 86-93   | L |
| 3-6-14  | at Utah State   | 28-19 | W | 2-10-40  | at Utah State    | 35-55   | L | 12-28-74 | Utah State       | 79-83   | L |
| 2-13-15 | Utah State      | 29-21 | W | 2-17-40  | Utah State       | 49-43   | W | 2-1-75   | at Utah State    | 84-92   | L |
| 2-26-15 | at Utah State   | 31-23 | W | 1-10-41  | Utah State       | 66-34   | W | 12-17-75 | at Utah State    | 76-87   | L |
| 2-12-16 | Utah State      | 42-17 | W | 3-8-41   | at Utah State    | 47-48   | L | 1-10-76  | Utah State       | 73-75   | L |
| 2-26-16 | at Utah State   | 23-37 | L | 1-10-42  | at Utah State    | 54-24   | W | 12-4-76  | at USU (OT)      | 93-95   | L |
| 2-17-17 | Utah State      | 43-22 | W | 2-21-42  | Utah State       | 57-52   | W | 1-8-77   | Utah State       | 85-77   | W |
| 3-8-17  | at Utah State   | 34-27 | W | 1-15-43  | at Utah State    | 38-43   | L | 12-21-77 | at Utah State    | 89-91   | L |
| 3-1-19  | Utah State      | 23-26 | L | 1-16-43  | at Utah State    | 58-41   | W | 1-7-78   | Utah State (2OT) | 85-84   | W |
| 1-31-20 | at Utah State   | 27-55 | L | 2-19-43  | Utah State       | 44-38   | W | 12-6-78  | Utah State       | 99-80   | W |
| 1921    | at Utah State   | 43-45 | L | 2-20-43  | Utah State       | 63-59   | W | 1-6-79   | at Utah State    | 68-84   | W |
| 1921    | Utah State      | 30-28 | W | 2-3-45   | Utah State       | 50-41   | W | 12-22-79 | at Utah State    | 89-84   | W |
| 1922    | Utah State      | 39-22 | W | 3-7-45   | at Utah State    | 64-37   | W | 2-12-80  | Utah State       | 84-83   | W |
| 1922    | at Utah State   | 34-36 | L | 1-12-46  | at Utah State    | 47-29   | W | 12-6-80  | at Utah State    | 82-79   | W |
| 2-2-23  | at Utah State   | 19-55 | L | 2-23-46  | Utah State       | 64-48   | W | 12-27-80 | Utah State       | 104-89  | W |
| 2-3-23  | at Utah State   | 30-36 | L | 2-22-47  | Utah State       | 62-40   | W | 12-8-81  | at Utah State    | 51-43   | W |
| 2-23-23 | Utah State      | 22-23 | L | 3-4-47   | at Utah State    | 49-52   | L | 12-26-81 | Utah State       | 74-79   | L |
| 2-24-23 | Utah State      | 37-26 | W | 1-31-48  | Utah State       | 66-47   | W | 11-30-82 | Utah State       | 69-75   | L |
| 2-8-24  | Utah State      | 36-43 | L | 2-28-48  | at Utah State    | 65-68   | L | 12-14-82 | at Utah State    | 68-80   | L |
| 2-9-24  | Utah State      | 38-21 | W | 1-21-49  | Utah State       | 60-51   | W | 11-26-83 | at Utah State    | 78-90   | L |
| 2-22-24 | at Utah State   | 30-27 | W | 1-22-49  | Utah State       | 64-56   | W | 12-9-83  | Utah State*      | 81-83   | L |
| 2-23-24 | at Utah State   | 32-25 | W | 2-11-49  | at Utah State    | 54-58   | L | 12-4-84  | Utah State       | 93-97   | L |
| 1-23-25 | at Utah State   | 29-26 | W | 2-12-49  | at Utah State    | 67-54   | W | 12-11-84 | at USU (OT)      | 91-92   | L |
| 1-24-25 | at Utah State   | 22-42 | L | 1-21-50  | Utah State       | 71-41   | W | 12-3-85  | at Utah State    | 80-82   | L |
| 2-13-25 | Utah State      | 48-36 | W | 1-23-50  | at Utah State    | 48-47   | W | 12-10-85 | Utah State       | 76-88   | L |
| 2-14-25 | Utah State      | 24-23 | W | 2-24-50  | at Utah State    | 60-46   | W | 12-3-86  | Utah State       | 100-86  | W |
| 1-29-26 | Utah State      | 31-49 | L | 2-25-50  | Utah State       | 63-35   | W | 12-16-86 | at Utah State    | 97-93   | W |
| 1-30-26 | Utah State      | 36-32 | W | 1-12-51  | at Utah State    | 72-59   | W | 12-1-87  | at Utah State    | 96-92   | W |
| 2-26-26 | Utah State      | 52-43 | W | 1-13-51  | at Utah State    | 68-72   | L | 12-19-87 | USU (OT)         | 121-112 | W |
| 2-27-26 | Utah State      | 34-36 | L | 2-2-51   | Utah State       | 83-57   | W | 12-17-88 | Utah State       | 96-85   | W |
| 1-21-27 | at Utah State   | 47-50 | L | 2-3-51   | Utah State       | 51-42   | W | 12-21-88 | at Utah State    | 74-72   | W |
| 1-22-27 | at Utah State   | 34-62 | L | 2-1-52   | at Utah State    | 40-57   | L | 11-30-89 | Utah State       | 71-65   | W |
| 3-4-27  | Utah State      | 38-44 | L | 2-15-52  | Utah State       | 69-67   | W | 12-12-89 | Utah State       | 69-68   | W |
| 3-5-27  | Utah State      | 35-42 | L | 1-3-53   | at Utah State    | 72-66   | W | 11-24-90 | Utah State       | 98-94   | W |
| 2-10-28 | Utah State      | 49-34 | W | 1-31-53  | Utah State       | 77-60   | W | 12-1-90  | at Utah State    | 63-58   | W |
| 2-11-28 | Utah State      | 31-39 | L | 1-14-54  | at Utah State    | 68-73   | L | 11-26-91 | at Utah State    | 82-66   | W |
| 2-1928  | at Utah State   | 41-52 | L | 1-23-54  | Utah State       | 75-63   | W | 12-13-91 | Utah State*      | 93-77   | W |
| 2-1928  | at Utah State   | 42-48 | L | 1-15-55  | Utah State       | 58-62   | L | 12-4-92  | at Utah State    | 93-83   | W |
| 1-1-29  | at Utah State   | 53-45 | W | 2-17-55  | at Utah State    | 71-76   | L | 12-18-92 | Utah State       | 89-65   | W |
| 2-2-29  | at Utah State   | 46-34 | W | 1-28-56  | at Utah State    | 56-63   | L | 12-14-93 | Utah State       | 78-65   | W |
| 3-1-29  | Utah State      | 49-45 | W | 2-9-56   | Utah State       | 92-62   | W | 12-1-94  | at Utah State    | 59-83   | L |
| 3-2-29  | Utah State      | 50-52 | L | 1-18-57  | at Utah State    | 75-76   | L | 12-5-95  | Utah State       | 76-52   | W |
| 1-17-30 | Utah State      | 37-39 | L | 1-25-57  | Utah State       | 93-76   | W | 12-10-96 | Utah State       | 64-61   | W |
| 1-18-30 | Utah State      | 53-37 | W | 1-31-58  | at Utah State    | 67-55   | W | 11-29-97 | at Utah State    | 69-72   | L |
| 2-14-30 | at Utah State   | 49-36 | W | 2-15-58  | Utah State       | 69-66   | W | 1-2-99   | Utah State       | 61-59   | W |
| 2-15-30 | at Utah State   | 41-55 | L | 1-30-59  | Utah State       | 77-54   | W | 1-8-00   | at Utah State    | 82-73   | W |
| 1-30-31 | at Utah State   | 59-61 | L | 2-14-59  | at Utah State    | 67-74   | L | 12-16-00 | Utah State       | 69-67   | W |
| 1-31-31 | at Utah State   | 45-39 | W | 1-29-60  | at No. 9 USU     | 53-84   | L | 12-1-01  | at USU (OT)      | 81-90   | L |
| 2-20-31 | Utah State      | 61-51 | W | 2-13-60  | No. 7 Utah State | 64-75   | L | 12-14-02 | Utah State       | 66-56   | W |
| 2-21-31 | Utah State      | 53-40 | W | 1-27-61  | Utah State       | 75-57   | W | 12-23-03 | at Utah State    | 74-76   | L |
| 1-22-32 | Utah State (OT) | 45-47 | L | 2-13-61  | at Utah State    | 73-94   | L | 12-1-04  | at Utah State    | 57-71   | L |
| 1-23-32 | Utah State      | 40-37 | W | 1-26-62  | at Utah State    | 69-88   | L | 12-18-04 | Utah State       | 62-84   | L |
| 2-26-32 | at Utah State   | 39-32 | W | 2-10-62  | Utah State       | 70-80   | L | 12-22-05 | at Utah State    | 80-81   | L |
| 2-27-32 | at Utah State   | 63-50 | W | 1-5-63   | at Utah State    | 58-69   | L | 12-16-06 | Utah State       | 75-62   | W |
| 1-27-33 | at Utah State   | 33-40 | L | 1-26-63  | Utah State       | 67-70   | L | 12-6-08  | vs. Utah State   | 68-63   | W |
| 1-28-33 | at Utah State   | 59-44 | W | 1-25-64  | at Utah State    | 90-105  | L | 12-2-09  | at Utah State    | 61-71   | L |
| 2-24-33 | Utah State      | 37-30 | W | 1-31-64  | Utah State       | 73-90   | L | 11-17-10 | Utah State       | 78-72   | W |
| 2-25-33 | Utah State      | 48-36 | W | 1-9-65   | at Utah State    | 99-90   | W | 11-11-11 | at Utah State    | 62-69   | L |
| 1-12-34 | Utah State      | 57-34 | W | 2-6-65   | Utah State       | 89-80   | W | 2-19-13  | Utah State       | 70-68   | W |
| 1-13-34 | Utah State      | 42-35 | W | 1-22-66  | Utah State       | 115-81  | W |          |                  |         |   |
| 2-16-34 | at Utah State   | 48-37 | W | 2-11-66  | at Utah State    | 96-88   | W |          |                  |         |   |
| 2-17-34 | at Utah State   | 35-43 | L | 1-6-67   | Utah State       | 92-66   | W |          |                  |         |   |
| 1-25-35 | at Utah State   | 39-38 | W | 2-4-67   | at Utah State    | 88-113  | L |          |                  |         |   |
| 1-26-35 | at Utah State   | 27-41 | L | 1-6-68   | Utah State       | 104-98  | W |          |                  |         |   |
| 2-8-35  | Utah State (OT) | 47-48 | L | 2-1-68   | at Utah State    | 118-103 | W |          |                  |         |   |
| 2-9-35  | Utah State      | 40-39 | W | 1-11-69  | at Utah State    | 84-91   | L |          |                  |         |   |
| 2-7-36  | Utah State      | 35-36 | L | 1-30-69  | Utah State       | 113-82  | W |          |                  |         |   |
| 2-8-36  | Utah State      | 33-37 | L | 1-15-70  | at Utah State    | 94-97   | L |          |                  |         |   |
| 2-21-36 | at Utah State   | 39-32 | W | 3-4-70   | No. 18 USU       | 73-86   | L |          |                  |         |   |
| 2-22-36 | at Utah State   | 41-51 | L | 12-19-70 | No. 15 USU       | 111-83  | W |          |                  |         |   |
| 1-15-37 | Utah State      | 31-40 | L | 1-23-71  | at No. 12 USU    | 70-72   | L |          |                  |         |   |
| 1-16-37 | Utah State      | 49-35 | W | 3-13-71  | at No. 16 USU    | 91-82   | W |          |                  |         |   |

**NORTH TEXAS**

Overall Series Record: BYU leads 2-0  
 BYU Record in Provo: 2-0  
 BYU Record at North Texas: 0-0  
 BYU Record at Neutral Sites: 0-0  
 12-12-80 North Texas\* 108-92 W  
 12-8-89 North Texas\* 97-68 W  
 \*Cougar Classic

**UMASS - FIRST MEETING**

SERIES VS. OPPONENT RESULTS



**PRAIRIE VIEW A&M**

Overall Series Record: BYU leads 1-0  
 BYU Record in Provo: 1-0  
 BYU Record at Prairie View A&M: 0-0  
 BYU Record at Neutral Sites: 0-0  
 11-22-11 Prairie View A&M 90-51 W

**UTAH**

Overall Series Record: BYU leads 129-125  
 BYU Record in Provo: 72-47 (25-17 in the Marriott Center)  
 BYU Record in Salt Lake: 51-73 (15-30 in the Jon M. Huntsman Center)  
 BYU Record at Neutral Sites: 6-5

|         |              |       |   |
|---------|--------------|-------|---|
| 1-23-09 | Utah         | 32-9  | W |
| 3-5-09  | at Utah      | 40-27 | W |
| 2-5-10  | at Utah      | 31-27 | W |
| 2-11-10 | Utah         | 31-17 | W |
| 1-28-11 | Utah         | 47-27 | W |
| 2-25-11 | at Utah      | 33-26 | W |
| 2-17-12 | at Utah      | 36-25 | W |
| 3-2-12  | Utah         | 32-25 | W |
| 2-8-13  | Utah         | 31-49 | L |
| 2-22-13 | at Utah (OT) | 26-29 | L |
| 2-14-14 | at Utah      | 23-36 | L |
| 2-28-14 | Utah         | 32-24 | W |
| 2-20-15 | Utah         | 29-28 | W |
| 3-12-15 | at Utah      | 20-38 | L |
| 2-4-16  | at Utah      | 26-41 | L |
| 3-4-16  | Utah         | 30-38 | L |
| 2-10-17 | Utah         | 38-32 | W |
| 2-23-17 | at Utah      | 54-33 | W |
| 2-9-18  | Utah         | 21-27 | L |
| 2-23-18 | at Utah      | 38-28 | W |
| 2-7-19  | at Utah      | 22-50 | L |
| 3-8-19  | Utah         | 21-31 | L |
| 3-4-20  | at Utah      | 30-41 | L |
| 1-22-21 | Utah         | 22-16 | W |
| 3-5-21  | at Utah      | 16-29 | L |
| 2-3-22  | at Utah      | 29-16 | W |
| 2-25-22 | Utah         | 32-27 | W |
| 1-26-23 | Utah         | 36-29 | W |
| 1-27-23 | Utah         | 25-19 | W |
| 2-16-23 | at Utah      | 33-35 | L |
| 2-17-23 | at Utah      | 18-24 | L |
| 1-25-24 | at Utah      | 38-21 | W |
| 1-26-24 | at Utah      | 36-26 | W |
| 2-15-24 | Utah         | 37-22 | W |
| 2-16-24 | Utah         | 34-32 | W |
| 2-6-25  | Utah         | 33-35 | L |
| 2-7-25  | Utah         | 42-25 | W |
| 2-27-25 | at Utah      | 24-36 | L |
| 2-28-25 | at Utah      | 41-36 | W |
| 1-22-26 | at Utah      | 22-21 | W |
| 1-23-26 | at Utah      | 35-31 | W |
| 2-12-26 | Utah         | 34-39 | L |
| 2-13-26 | Utah         | 37-24 | W |
| 1-28-27 | Utah         | 39-42 | L |
| 1-29-27 | Utah         | 35-37 | L |
| 2-25-27 | at Utah      | 31-34 | L |
| 2-26-27 | at Utah (OT) | 40-34 | W |
| 1-27-28 | at Utah      | 37-30 | W |
| 1-28-28 | at Utah      | 35-31 | W |
| 2-17-28 | Utah         | 25-31 | L |
| 2-18-28 | Utah         | 26-31 | L |
| 1-18-29 | Utah         | 41-38 | W |
| 1-19-29 | Utah         | 49-45 | W |
| 2-8-29  | at Utah      | 41-56 | L |
| 2-9-29  | at Utah      | 53-37 | W |
| 1-31-30 | at Utah      | 49-53 | L |
| 2-1-30  | at Utah      | 30-38 | L |
| 2-28-30 | Utah         | 56-31 | W |
| 3-1-30  | Utah         | 59-42 | W |
| 1-23-31 | Utah (OT)    | 51-52 | L |
| 1-24-31 | Utah         | 43-45 | L |
| 2-27-31 | at Utah      | 39-49 | L |
| 2-28-31 | at Utah      | 57-49 | W |

|          |                 |       |   |
|----------|-----------------|-------|---|
| 1-15-32  | at Utah         | 44-36 | W |
| 1-16-32  | at Utah         | 39-40 | L |
| 2-5-32   | Utah            | 32-35 | L |
| 2-6-32   | Utah            | 43-34 | W |
| 3-1-32   | vs. Utah        | 35-33 | W |
| 1-13-33  | Utah            | 40-27 | W |
| 1-14-33  | Utah            | 33-34 | L |
| 2-17-33  | at Utah         | 43-42 | W |
| 2-18-33  | at Utah         | 36-50 | L |
| 3-4-33   | vs. Utah        | 43-26 | W |
| 1-26-34  | at Utah         | 41-37 | W |
| 1-27-34  | at Utah         | 30-43 | L |
| 2-9-34   | Utah            | 45-31 | W |
| 2-10-34  | Utah            | 40-28 | W |
| 1-11-35  | Utah            | 54-25 | W |
| 1-12-35  | Utah            | 56-53 | W |
| 2-15-35  | at Utah (OT)    | 46-50 | L |
| 2-16-35  | at Utah         | 43-52 | L |
| 1-17-36  | Utah            | 42-34 | W |
| 1-18-36  | Utah            | 47-42 | W |
| 2-14-36  | at Utah         | 35-36 | L |
| 2-15-36  | at Utah         | 37-36 | W |
| 1-29-37  | at Utah         | 30-45 | L |
| 1-30-37  | at Utah         | 40-41 | L |
| 2-19-37  | Utah            | 35-43 | L |
| 2-20-37  | Utah            | 36-31 | W |
| 1-22-38  | Utah            | 41-48 | L |
| 3-4-38   | at Utah         | 43-54 | L |
| 1-20-39  | Utah            | 40-32 | W |
| 3-3-39   | at Utah         | 47-52 | L |
| 2-9-40   | at Utah         | 39-45 | L |
| 2-23-40  | Utah            | 52-41 | W |
| 1-24-41  | Utah            | 27-32 | L |
| 3-7-41   | at Utah         | 39-50 | L |
| 2-7-42   | at Utah         | 50-42 | W |
| 3-7-42   | Utah            | 42-40 | W |
| 1-29-43  | Utah            | 41-30 | W |
| 1-30-43  | Utah            | 41-29 | W |
| 2-12-43  | at Utah         | 44-34 | W |
| 2-13-43  | at Utah         | 47-45 | W |
| 1-26-45  | Utah            | 46-51 | L |
| 3-3-45   | at Utah         | 52-56 | L |
| 2-9-46   | at Utah         | 28-46 | L |
| 3-9-46   | Utah            | 53-71 | L |
| 2-8-47   | Utah            | 54-62 | L |
| 3-8-47   | at Utah         | 66-82 | L |
| 1-17-48  | at Utah         | 65-63 | W |
| 2-21-48  | Utah            | 55-51 | W |
| 1-29-49  | at No. 10 Utah  | 56-55 | W |
| 1-31-49  | No. 10 Utah     | 65-45 | W |
| 2-18-49  | at No. 14 Utah  | 49-58 | L |
| 2-19-49  | No. 14 Utah     | 52-54 | L |
| 1-28-50  | at Utah         | 71-51 | W |
| 1-30-50  | Utah            | 61-51 | W |
| 2-17-50  | at Utah         | 42-56 | L |
| 2-18-50  | Utah            | 56-46 | W |
| 12-27-50 | vs. Utah*       | 49-58 | L |
| 2-16-51  | at Utah         | 73-60 | W |
| 2-17-51  | Utah            | 49-54 | L |
| 3-2-51   | at Utah         | 58-67 | L |
| 3-3-51   | Utah            | 69-50 | W |
| 2-2-52   | Utah            | 48-51 | L |
| 3-8-52   | at Utah         | 50-61 | L |
| 2-14-53  | Utah            | 62-50 | W |
| 2-21-53  | at Utah         | 73-50 | W |
| 2-19-54  | at Utah         | 85-76 | W |
| 2-20-54  | Utah            | 64-70 | L |
| 2-11-55  | No. 5 Utah (OT) | 76-74 | W |
| 2-12-55  | at No. 5 Utah   | 71-78 | L |
| 2-11-56  | at Utah         | 63-82 | L |
| 2-24-56  | Utah            | 77-82 | L |
| 2-10-57  | Utah            | 81-77 | W |
| 2-21-57  | at Utah         | 66-88 | L |
| 1-24-58  | at Utah         | 81-67 | W |
| 2-27-58  | Utah            | 56-74 | L |
| 1-23-59  | No. 20 Utah     | 56-70 | L |
| 2-26-59  | Utah (OT)       | 74-76 | L |

|         |                     |         |   |
|---------|---------------------|---------|---|
| 1-22-60 | at No. 7 Utah       | 69-76   | L |
| 2-25-60 | No. 5 Utah          | 75-87   | L |
| 1-20-61 | Utah                | 91-86   | W |
| 2-23-61 | at Utah             | 80-95   | L |
| 1-23-62 | at Utah             | 89-94   | L |
| 2-24-62 | Utah                | 101-106 | L |
| 1-19-63 | Utah                | 71-53   | W |
| 2-23-63 | at Utah             | 100-106 | L |
| 2-8-64  | at Utah (OT)        | 89-91   | L |
| 2-22-64 | Utah                | 75-72   | W |
| 1-23-65 | Utah                | 98-67   | W |
| 2-20-65 | at Utah             | 108-99  | W |
| 2-5-66  | at Utah             | 94-93   | W |
| 3-5-66  | Utah                | 115-100 | W |
| 2-11-67 | Utah                | 64-62   | W |
| 2-17-67 | at Utah             | 61-60   | W |
| 2-10-68 | at Utah             | 89-91   | L |
| 2-24-68 | Utah                | 93-90   | W |
| 2-8-69  | Utah                | 73-67   | W |
| 2-22-69 | at Utah             | 85-98   | L |
| 1-3-70  | at Utah             | 76-82   | L |
| 1-24-70 | Utah                | 81-91   | L |
| 2-6-71  | Utah                | 103-89  | W |
| 3-6-71  | at Utah             | 98-87   | W |
| 1-15-72 | at Utah             | 67-61   | W |
| 2-19-72 | Utah                | 79-66   | W |
| 2-3-73  | Utah                | 89-73   | W |
| 3-3-73  | at Utah             | 71-86   | L |
| 1-12-74 | at Utah             | 86-104  | L |
| 2-16-74 | Utah                | 74-89   | L |
| 1-18-75 | at Utah             | 73-91   | L |
| 2-22-75 | Utah                | 73-79   | L |
| 1-24-76 | Utah                | 74-76   | L |
| 2-21-76 | at Utah             | 84-83   | W |
| 2-5-77  | at Utah             | 61-81   | L |
| 3-5-77  | No. 20 Utah         | 54-67   | L |
| 2-4-78  | Utah                | 76-89   | L |
| 3-4-78  | at No. 19 Utah      | 74-81   | L |
| 1-20-79 | at Utah             | 90-76   | W |
| 2-17-79 | Utah                | 76-50   | W |
| 1-12-80 | Utah                | 89-72   | W |
| 2-9-80  | at Utah             | 83-82   | W |
| 1-31-81 | at No. 9 Utah       | 56-60   | L |
| 3-7-81  | No. 9 Utah          | 95-76   | W |
| 1-15-82 | Utah                | 74-51   | L |
| 2-19-82 | at Utah             | 61-68   | L |
| 2-5-83  | at Utah             | 72-75   | L |
| 3-5-83  | Utah (30T)          | 62-64   | L |
| 1-14-84 | Utah (20T)          | 113-105 | W |
| 2-8-84  | at Utah             | 82-79   | W |
| 1-26-85 | at Utah             | 63-62   | W |
| 3-2-85  | Utah (30T)          | 85-86   | L |
| 1-25-86 | Utah                | 87-69   | W |
| 2-22-86 | at Utah             | 71-74   | L |
| 1-24-87 | at Utah             | 80-70   | W |
| 2-14-87 | Utah                | 58-65   | L |
| 2-4-88  | Utah                | 82-64   | W |
| 2-27-88 | at Utah             | 60-62   | L |
| 2-2-89  | at Utah             | 86-90   | L |
| 2-25-89 | Utah                | 81-74   | W |
| 1-25-90 | Utah                | 65-49   | W |
| 2-10-90 | at Utah             | 73-89   | L |
| 3-8-90  | vs. Utah* (OT)      | 61-62   | L |
| 2-16-91 | at No. 14 Utah      | 74-81   | L |
| 3-2-91  | No. 9 Utah (OT)     | 71-72   | L |
| 3-9-91  | vs. No. 8 Utah (OT) | 51-49   | W |
| 2-20-92 | Utah                | 58-56   | W |
| 3-7-92  | at Utah             | 87-73   | W |
| 3-13-92 | vs. Utah+           | 75-62   | W |
| 1-9-93  | Utah                | 53-54   | L |
| 2-27-93 | at No. 11 Utah      | 83-89   | L |
| 1-8-94  | at Utah             | 64-62   | W |
| 2-26-94 | Utah                | 73-70   | W |
| 3-10-94 | vs. Utah+           | 96-65   | W |
| 1-3-95  | Utah                | 64-57   | W |
| 3-4-95  | at Utah             | 79-87   | L |
| 1-2-96  | at No. 15 Utah      | 77-83   | L |

|          |                 |        |   |
|----------|-----------------|--------|---|
| 3-2-96   | No. 10 Utah     | 85-96  | L |
| 1-11-97  | No. 9 Utah      | 51-61  | L |
| 2-6-97   | at No. 5 Utah   | 49-85  | L |
| 1-10-98  | No. 3 Utah      | 61-71  | L |
| 2-5-98   | at No. 5 Utah   | 68-83  | L |
| 1-9-99   | at Utah         | 54-75  | L |
| 2-6-99   | No. 20 Utah     | 46-71  | L |
| 3-4-99   | vs. No. 8 Utah* | 62-81  | L |
| 1-15-00  | Utah            | 49-56  | L |
| 2-12-00  | at No. 21 Utah  | 62-77  | L |
| 3-10-00  | vs. Utah ^      | 58-54  | W |
| 1-29-01  | Utah            | 69-61  | W |
| 2-24-01  | at Utah         | 75-82  | L |
| 1-28-02  | at Utah         | 66-71  | L |
| 2-23-02  | Utah            | 63-61  | W |
| 1-25-03  | Utah            | 75-79  | L |
| 2-24-03  | at No. 23 Utah  | 64-71  | L |
| 1-31-04  | at Utah         | 66-64  | L |
| 3-1-04   | Utah            | 70-57  | W |
| 3-12-04  | vs. Utah ^      | 51-54  | L |
| 1-31-05  | No. 25 Utah     | 58-72  | L |
| 2-26-05  | at No. 13 Utah  | 60-69  | L |
| 1-7-06   | Utah            | 72-60  | W |
| 2-8-06   | at Utah         | 60-79  | L |
| 3-9-06   | vs. Utah ^      | 70-74  | L |
| 1-31-07  | at Utah         | 76-66  | W |
| 3-3-07   | Utah            | 85-62  | W |
| 1-19-08  | at Utah         | 55-52  | W |
| 2-20-08  | Utah            | 67-59  | W |
| 1-27-09  | at Utah (OT)    | 88-94  | L |
| 2-28-09  | Utah            | 63-50  | W |
| 1-30-10  | Utah            | 82-69  | W |
| 3-3-10   | at Utah         | 71-51  | W |
| 1-11-11  | at Utah         | 104-79 | W |
| 2-12-11  | Utah            | 72-59  | W |
| 12-10-11 | at Utah         | 61-42  | W |
| 12-8-12  | Utah            | 61-58  | W |

\*WAC Tournament ^ MWC Tournament

**OREGON**

Overall Series Record: Oregon leads 12-9  
 BYU Record in Provo: 6-3  
 BYU Record at Oregon: 1-7  
 BYU Record at Neutral Sites: 2-2

|          |                  |       |   |
|----------|------------------|-------|---|
| 1-28-55  | at Oregon        | 71-82 | L |
| 2-22-09  | Oregon           | 26-24 | W |
| 1-29-55  | at Oregon        | 76-81 | L |
| 12-9-55  | Oregon           | 72-61 | W |
| 12-10-55 | Oregon           | 83-52 | W |
| 12-21-57 | Oregon           | 55-63 | L |
| 12-23-57 | Oregon           | 76-79 | L |
| 12-5-58  | at Oregon (OT)   | 75-79 | L |
| 12-6-58  | at Oregon        | 67-71 | L |
| 11-30-62 | at Oregon        | 80-75 | W |
| 12-1-62  | Oregon           | 62-80 | L |
| 12-28-63 | vs. Oregon*      | 80-70 | W |
| 12-4-64  | Oregon           | 99-70 | W |
| 12-5-64  | Oregon           | 98-79 | W |
| 12-28-68 | vs. Oregon* (OT) | 74-82 | L |
| 12-21-83 | Oregon           | 79-78 | W |
| 12-21-85 | at Oregon        | 69-72 | L |
| 12-28-92 | vs. Oregon*      | 70-76 | L |
| 11-21-97 | Oregon           | 67-74 | L |
| 12-5-98  | at Oregon        | 62-93 | L |
| 12-3-11  | vs. Oregon       | 79-65 | W |

\*Far West Classic

**LOYOLA MARYMOUNT**

Overall Series Record: BYU leads 5-2  
 BYU Record in Provo: 2-2  
 BYU Record at LMU: 2-1

|          |        |       |   |
|----------|--------|-------|---|
| 12-30-36 | at LMU | 32-35 | L |
| 11-18-05 | LMU    | 71-83 | L |
| 1-3-08   | LMU    | 91-62 | W |
| 1-5-12   | at LMU | 73-65 | W |
| 1-19-12  | LMU    | 68-82 | L |
| 1-3-13   | LMU    | 92-51 | W |
| 3-2-13   | at LMU | 73-70 | W |

**PEPPERDINE**

Overall Series Record: BYU leads 8-4  
 BYU Record in Provo: 5-1  
 BYU Record at Pepperdine: 3-1  
 BYU Record at Neutral Sites: 0-2

|          |                   |       |   |
|----------|-------------------|-------|---|
| 12-29-44 | vs. Pepperdine    | 51-56 | L |
| 12-15-49 | vs. Pepperdine*   | 39-45 | L |
| 12-14-85 | Pepperdine ^      | 73-83 | L |
| 12-13-97 | Pepperdine ^      | 53-52 | W |
| 1-5-02   | at Pepperdine(OT) | 79-82 | L |
| 1-2-03   | Pepperdine        | 84-68 | W |
| 12-15-07 | Pepperdine        | 86-67 | W |
| 11-18-08 | at Pepperdine     | 82-53 | W |
| 1-21-12  | at Pepperdine     | 77-64 | W |
| 2-11-12  | Pepperdine        | 86-48 | W |
| 1-10-13  | Pepperdine        | 76-51 | W |
| 1-31-13  | at Pepperdine     | 63-61 | W |

\*Los Angeles Invitational ^ Cougar Classic

**SAN DIEGO**

Overall Series Record: BYU leads 6-2  
 BYU Record in Provo: 3-0  
 BYU Record at San Diego: 2-1  
 BYU Record at Neutral Sites: 1-1

|          |                |       |   |
|----------|----------------|-------|---|
| 11-17-01 | at San Diego   | 70-59 | W |
| 12-11-02 | San Diego      | 64-49 | W |
| 12-31-11 | San Diego      | 88-52 | W |
| 1-16-12  | at San Diego   | 82-63 | W |
| 3-2-12   | vs. San Diego* | 73-68 | W |
| 1-19-13  | San Diego      | 74-57 | W |
| 2-7-13   | at San Diego   | 68-74 | L |
| 3-8-13   | vs. San Diego* | 69-72 | L |

\*WCC Championships

**SAN FRANCISCO**

Overall Series Record: BYU leads 8-6  
 BYU Record in Provo: 4-1  
 BYU Record at San Francisco: 2-4  
 BYU Record at Neutral Sites: 2-1

|          |                    |        |   |
|----------|--------------------|--------|---|
| 12-20-46 | vs. San Francisco+ | 45-36  | W |
| 12-12-52 | San Francisco      | 53-52  | W |
| 12-22-53 | San Francisco      | 68-61  | W |
| 12-13-68 | at San Francisco*  | 75-79  | L |
| 12-13-74 | at San Francisco*  | 84-103 | L |
| 3-10-79  | vs. San Francisco# | 63-86  | L |
| 11-30-00 | at San Francisco   | 70-80  | L |
| 1-2-02   | San Francisco      | 65-51  | W |
| 12-23-02 | at San Francisco   | 72-84  | L |
| 12-5-09  | vs. San Francisco~ | 69-43  | W |
| 1-7-12   | San Francisco      | 81-56  | W |
| 2-16-12  | at San Francisco   | 85-84  | W |
| 1-5-13   | at San Francisco   | 80-76  | W |
| 2-9-13   | San Francisco      | 87-99  | L |

+ Reno Tournament \* Cable Car Classic  
 # NCAA (Tucson) ~ at EnergySolutions Arena

**SANTA CLARA**

Overall Series Record: BYU leads 19-5  
 BYU Record in Provo: 11-2  
 BYU Record at Santa Clara: 7-3  
 BYU Record at Neutral Sites: 1-0

|          |                 |        |   |
|----------|-----------------|--------|---|
| 12-21-51 | Santa Clara     | 64-59  | W |
| 12-22-51 | Santa Clara     | 66-61  | W |
| 2-8-53   | at Santa Clara  | 64-72  | L |
| 12-19-58 | Santa Clara     | 80-59  | W |
| 12-20-58 | Santa Clara     | 75-65  | W |
| 12-8-61  | at Santa Clara  | 53-64  | L |
| 12-9-61  | at Santa Clara  | 55-72  | L |
| 12-18-64 | Santa Clara     | 102-82 | W |
| 12-19-64 | Santa Clara     | 109-80 | W |
| 12-17-65 | at Santa Clara  | 103-85 | W |
| 12-18-65 | at Santa Clara  | 87-79  | W |
| 12-22-67 | Santa Clara     | 75-80  | L |
| 12-23-67 | Santa Clara     | 91-46  | W |
| 12-22-70 | at Santa Clara* | 68-67  | W |
| 12-1-72  | Santa Clara     | 84-73  | W |
| 12-2-72  | Santa Clara     | 64-66  | L |

|          |                  |       |   |
|----------|------------------|-------|---|
| 12-30-86 | at Santa Clara#  | 77-66 | W |
| 12-30-94 | vs. Santa Clara# | 76-55 | W |
| 12-30-03 | at Santa Clara#  | 68-66 | W |
| 12-31-04 | Santa Clara      | 87-74 | W |
| 1-14-12  | Santa Clara      | 95-78 | W |
| 2-18-12  | at Santa Clara   | 82-67 | W |
| 1-12-13  | at Santa Clara   | 82-64 | W |
| 2-2-13   | Santa Clara      | 96-79 | W |

\*Rainbow Classic  
 #Cable Car Classic

**PORTLAND**

Overall Series Record: BYU leads 9-0  
 BYU Record in Provo: 5-0  
 BYU Record in Portland: 4-0

|          |             |       |   |
|----------|-------------|-------|---|
| 12-14-57 | Portland    | 63-54 | W |
| 12-3-58  | at Portland | 77-72 | W |
| 11-22-06 | Portland    | 79-50 | W |
| 12-1-07  | at Portland | 78-54 | W |
| 12-13-08 | Portland    | 91-76 | W |
| 2-4-12   | at Portland | 79-60 | W |
| 2-25-12  | Portland    | 76-66 | W |
| 1-26-13  | at Portland | 85-67 | W |
| 2-16-13  | Portland    | 86-72 | W |

**GONZAGA**

Overall Series Record: Gonzaga leads 5-2  
 BYU Record in Provo: 1-1  
 BYU Record at Gonzaga: 0-2  
 BYU Record at Neutral Sites: 1-2

|          |               |       |   |
|----------|---------------|-------|---|
| 12-16-49 | vs. Gonzaga#  | 41-46 | L |
| 3-19-11  | vs. Gonzaga ^ | 89-67 | W |
| 2-2-12   | Gonzaga       | 83-73 | W |
| 2-23-12  | at Gonzaga    | 63-74 | L |
| 3-3-12   | vs. Gonzaga*  | 58-77 | L |
| 1-24-13  | at Gonzaga    | 63-83 | L |
| 2-28-13  | at Gonzaga    | 65-70 | L |

\*WCC Championships  
 #Los Angeles Invitational ^ NCAA

**PACIFIC**

Overall Series Record: Series tied 3-3  
 BYU Record in Provo: 1-1  
 BYU Record at Pacific: 1-1  
 BYU Record at Neutral Sites: 1-1

|          |              |       |   |
|----------|--------------|-------|---|
| 12-22-61 | Pacific      | 69-67 | W |
| 3-20-71  | vs. Pacific# | 81-84 | L |
| 12-4-75  | at Pacific   | 66-71 | L |
| 12-6-75  | at Pacific   | 89-62 | W |
| 12-1-84  | vs. Pacific* | 72-63 | W |
| 11-30-96 | Pacific      | 58-80 | L |

#NCAA (Salt Lake City)  
 \*Stanford Invitational

**SAINT MARY'S**

Overall Series Record: BYU leads 8-6  
 BYU Record in Provo: 6-3  
 BYU Record at Saint Mary's: 1-3  
 BYU Record at Neutral Sites: 1-0

|          |                    |        |   |
|----------|--------------------|--------|---|
| 2-7-53   | at Saint Mary's    | 78-50  | W |
| 1-26-57  | Saint Mary's       | 69-65  | W |
| 12-22-58 | Saint Mary's       | 72-67  | W |
| 12-10-66 | Saint Mary's       | 108-57 | W |
| 12-13-80 | Saint Mary's*      | 95-76  | W |
| 12-10-83 | Saint Mary's*      | 106-74 | W |
| 12-10-88 | Saint Mary's*      | 69-70  | L |
| 1-2-04   | Saint Mary's       | 70-55  | W |
| 1-4-05   | at Saint Mary's    | 51-72  | L |
| 11-27-10 | vs. Saint Mary's ^ | 74-73  | W |
| 12-29-11 | at Saint Mary's    | 82-98  | L |
| 1-28-12  | Saint Mary's       | 66-80  | L |
| 1-16-13  | Saint Mary's       | 69-70  | L |
| 2-21-13  | at Saint Mary's    | 57-64  | L |

\*Cougar Classic ^ South Padre Invitational



# WINNING: A BYU TRADITION

BYU has one of the nation's richest basketball traditions. In fact, 86 of the Cougars' 111 seasons on the hardwoods have been winning campaigns. Since putting its first team on the floor in 1903, BYU has amassed a 1690-1026 record to rank tied for No. 13 all-time among NCAA Division I programs in total victories. The Cougars also boast a .622 winning percentage, ranking 32nd.

But it's not just the sum of victories that has made BYU one of the nation's top hoop programs. Along the way, BYU has claimed 29 conference championships and received 38 postseason invites, including 27 NCAA Tournament appearances. The Cougars won two NIT titles in 1951 (a national championship as the NIT was considered a premier tournament at the time) and 1966. BYU players also boast 122 all-conference and 80 All-America citations along with 45 NBA draft selections.

BYU has won conference championships in four different leagues. The first six came from the Rocky Mountain Conference and continued as BYU won five as a member of the Skyline Conference. During the Cougars' membership in the Western Athletic Conference, BYU teams won 12 conference championships. Tack on six Mountain West

Conference titles in the league's first 12 seasons, and BYU has won one-fourth of all possible regular season conference championships.

BYU's basketball legacy is filled with many unique achievements. In 1981, the Cougars advanced to the Elite Eight when All-American Danny Ainge made what is still considered one of the NCAA Tournament's most amazing plays. Trailing Notre Dame 50-49 with eight seconds remaining, Ainge took the ball coast-to-coast, dribbling through all five Irish defenders, before lofting the game-winning finger roll just over the reach of Orlando Woolridge. Ainge received the Wooden Award and Eastman Trophy in 1981 as the nation's top player.

In 2011, All-American Jimmer Fredette led the Cougars to the Sweet 16 for the first time since 1981. Fredette led the nation in scoring in 2010-11 with a 28.9 ppg average and earned every major Player of the Year honor, including the Naismith, Wooden and Oscar Robertson awards. Simply known as "The Jimmer" throughout the nation, Fredette gained national fame with prolific scoring outbursts, which included 15 30-point games, four 40-point games and one 52-point explosion versus New Mexico in the Mountain West Conference tournament.

Legendary coach Stan Watts, who guided BYU to its NIT titles, was inducted into the Naismith Memorial Basketball Hall of Fame in 1986, while All-American center Kresimir Cosic became BYU's second Hall member in 1996. Turning down the opportunity to play in the NBA, Cosic returned home to Yugoslavia to pursue his passion to better-develop basketball in Europe. He earned one gold and two silver medals while playing on four Olympic teams and was a longtime coach of the Yugoslavian National Team, mentoring many future NBA players. He ended his playing career as the all-time Croatian scoring leader.

The Old Ladies Gymnasium



BY Academy Gym



The Smith Fieldhouse: Home Court 1951-71







*All-American Devin Durrant was among the nation's leading scorers in 1984, averaging 27.9 points per game. He is third on BYU's all-time scoring list behind Danny Ainge and Mike Smith.*

Before Cusic's arrival in Provo, the Cougars already held the distinction of being the first U.S. program to include an international player on its roster in Finland's Timo Lampen in 1958-59. BYU also boasts two of the nation's longest-standing rivalries, having first played



*The 20,900-seat Marriott Center is the fourth-largest on-campus arena in the nation. BYU has won 79 percent of its games in the Marriott Center, including a school-record 53 straight games from 2006-2008, the nation's longest homecourt victory streak at the time.*

Utah State in 1906 and Utah in 1909. The first radio broadcast in the intermountain area took place on Feb. 17, 1940, when BYU hosted Utah State in the Old Ladies Gymnasium in Provo. BYU broke a ban on broadcasting college sports due to the clamor from fans that only 500 people could fit into the gym. Arch Madsen called the game on KOVO radio in Provo with station manager David Walker providing analysis. Home games have also been played in Springville, the old BY Academy and even on the University of Utah's home court.

BYU created a new home on campus with the construction of the George Albert Smith Fieldhouse. The Smith Fieldhouse was home to the Cougars from 1951-1971, with 20 different all-conference

players, including seven All-Americans, starring for BYU during that era. Many capacity crowds crammed inside the Fieldhouse to see Cougar basketball. With BYU's winning tradition, the then 10,000-seat arena grew too small for the increasing interest. In 1971, the Marriott Center was built, giving BYU what is still to this day one of the most intimidating arenas in college basketball.

Since opening the 20,900-seat Marriott Center, the Cougars have been among the nation's annual attendance leaders with 19 top-5 rankings and three times finishing No. 1. BYU has not disappointed its faithful, winning 79.5 percent of its games in the Marriott Center, including a school record 53-game home victory streak that started in 2005 and ended in 2008.

In recent history, the highest ranking a Cougar team has received in the media polls was the 1987-88 team. At one point the team was 17-0 and climbed as high as No. 2 and No. 3 in the rankings. Had the victory streak not been snapped by a single-game cross-country trip to UAB in Birmingham, the Cougars could have


easily found themselves in the No. 1 spot as the top-rated Arizona Wildcats had lost and left the door open for the Cougars to be the only undefeated team in college basketball. The 2010-11 team, led by Fredette and Jackson Emery, climbed to No. 3 in both polls on Feb. 28, 2011. The team finished that season ranked 10th and 13th in the respective polls.

Over the years, 18 coaches have guided the Cougars and 17 have winning records. Current BYU head coach Dave Rose took the helm in 2005-06 after spending eight years as an assistant under former head coach Steve Cleveland. Rose was an instrumental part of helping the Cougars restore their tradition under Cleveland with NCAA appear-



*Rafael Araujo became BYU's 43rd NBA draft selection when he was taken No. 8 overall in the 2004 NBA Draft. The big Brazilian center led BYU to its 21st NCAA Tournament appearance in 2003-04.*

ances in 2001, 2003 and 2004 and NIT invites in 2000 and 2002. During that time, BYU was also one of just 14 programs to have a player drafted in both the 2003 and 2004 NBA Drafts as Travis Hansen was selected in the second round in 2003 and Rafael Araujo was the No. 8 overall pick in 2004. In his eight years guiding the Cougars, Dave Rose has led BYU to its first strings of six-straight NCAA Tournament bids (2007 to 2012), five-straight seasons with appearances in the national rankings and six-straight 25 win seasons. He has also led the Cougars to eight-straight postseason tournaments (NIT in 2006 and 2013) and four-straight seasons with a postseason victory (2010 to 2013). Both streaks are program records. Rose led the Cougars to three-straight conference titles from 2007 to 2009, the first such streak since 1932 to 1934.



*Coach Dave Rose has built BYU basketball into one of the elite programs in the country. Under Rose BYU earned its first back-to-back-to-back league titles since 1932, 1933 and 1934.*



# COUGARS IN CONFERENCE

BYU basketball boasts a remarkable record of conference success during its history. After earning its 29th regular-season conference championship in 2011, the Cougars are tied for seventh among all NCAA Division I programs for most regular-season league titles won (see list below). Including conference tournaments, BYU has claimed a conference championship trophy (regular season or tournament) during 30 seasons. The Cougars won the 1991 WAC Tournament after a second-place regular-season finish. Other conference tournament titles in 1992 (WAC) and 2001 (MWC) have followed up regular-season rings, as was the case with conference playoff wins in 1924 and 1933 in the Rocky Mountain Conference. BYU won six Rocky Mountain Conference titles in 20 years, earned five Skyline championships in 24 years, recorded 12 WAC crowns in 37 years and garnered six MWC titles in 12 seasons. BYU won the in-state title against rivals Utah and Utah State during 10 of the 12 years before the Cougars first joined a conference in 1918.

## NCAA – MOST REGULAR SEASON CONFERENCE TITLES WON OR SHARED

| No.       | School         | Conference                             |
|-----------|----------------|--|
| 55        | Kansas         | MVC, Big 8, Big 12                     |
| 51        | Kentucky       | Southern, SEC                          |
| 37        | Penn           | Ivy                                    |
| 35        | North Carolina | Southern, ACC                          |
| 32        | Utah           | Rocky Mtn, Mtn States, WAC, MWC        |
| 31        | UCLA           | Pac-12                                 |
| <b>29</b> | <b>BYU</b>     | <b>Rocky Mtn, Mtn States, WAC, MWC</b> |
| 29        | Connecticut    | Yankee, Big East                       |
| 29        | Princeton      | Ivy                                    |

## YEAR-BY-YEAR CONFERENCE/STATE REGULAR-SEASON CHAMPIONS

State Competition

|      |            |
|------|------------|
| 1906 | <b>BYU</b> |
| 1907 | <b>BYU</b> |
| 1908 | <b>BYU</b> |
| 1909 | <b>BYU</b> |
| 1910 | <b>BYU</b> |
| 1911 | <b>BYU</b> |
| 1912 | <b>BYU</b> |
| 1913 | Utah       |
| 1914 | <b>BYU</b> |
| 1915 | <b>BYU</b> |
| 1916 | Utah       |
| 1917 | <b>BYU</b> |

## ROCKY MOUNTAIN CONFERENCE

|      |  |
|------|--|
| 1918 | Utah State (West), Colorado College (East)   |
| 1919 | Utah (W), Colorado (E)                       |
| 1920 | Colorado (E) – no west champ – influenza     |
| 1921 | Utah (W), Colorado (E)                       |
| 1922 | <b>BYU</b> (W), Colorado College (E)         |
| 1923 | Utah (W), Colorado College (E)               |
| 1924 | <b>BYU</b> (W), Colorado College (E)         |
| 1925 | <b>BYU</b> (W), Colorado College (E)         |
| 1926 | Utah State (W), Colo St. Teacher College (E) |
| 1927 | Montana State (W), Colorado College (E)      |
| 1928 | Montana State (W), Wyoming (E)               |
| 1929 | Montana State (W), Colorado (E)              |

|      |  |
|------|--|
| 1930 | Montana State/Utah State (W), Colorado (E) |
| 1931 | Utah (W), Wyoming (E)                      |
| 1932 | <b>BYU</b> /Utah (W), Wyoming (E)          |
| 1933 | <b>BYU</b> /Utah (W), Wyoming/CSTC (E)     |
| 1934 | <b>BYU</b> (W), Wyoming (E)                |
| 1935 | Utah State (W), CSTC (E)                   |
| 1936 | Utah State (W), Wyoming (E)                |
| 1937 | Utah/Montana St. (W), Colorado/Denver (E)  |

## MOUNTAIN STATES CONFERENCE (SKYLINE)

|      |                                   |
|------|-----------------------------------|
| 1938 | Utah/Colorado                     |
| 1939 | Colorado                          |
| 1940 | Colorado                          |
| 1941 | Wyoming                           |
| 1942 | Colorado                          |
| 1943 | <b>BYU</b> (West), Wyoming (East) |
| 1944 | No Champion                       |
| 1945 | Utah                              |
| 1946 | Wyoming                           |
| 1947 | Wyoming                           |
| 1948 | <b>BYU</b>                        |
| 1949 | Wyoming                           |
| 1950 | <b>BYU</b>                        |
| 1951 | <b>BYU</b>                        |
| 1952 | Wyoming                           |
| 1953 | Wyoming                           |
| 1954 | Colorado A&M                      |
| 1955 | Utah                              |
| 1956 | Utah                              |
| 1957 | <b>BYU</b>                        |
| 1958 | Wyoming                           |
| 1959 | Utah                              |
| 1960 | Utah                              |
| 1961 | Utah/Colorado St.                 |
| 1962 | Utah                              |

## WESTERN ATHLETIC CONFERENCE

|      |                        |
|------|------------------------|
| 1963 | Arizona State          |
| 1964 | New Mexico/Arizona St. |
| 1965 | <b>BYU</b>             |
| 1966 | Utah                   |
| 1967 | <b>BYU</b> /Wyoming    |
| 1968 | New Mexico             |
| 1969 | <b>BYU</b> /Wyoming    |
| 1970 | UTEP                   |
| 1971 | <b>BYU</b>             |
| 1972 | <b>BYU</b>             |
| 1973 | Arizona State          |

|      |                            |
|------|----------------------------|
| 1974 | New Mexico                 |
| 1975 | Arizona State              |
| 1976 | Arizona                    |
| 1977 | Utah                       |
| 1978 | New Mexico                 |
| 1979 | <b>BYU</b>                 |
| 1980 | <b>BYU</b>                 |
| 1981 | Utah/Wyoming               |
| 1982 | Wyoming                    |
| 1983 | <b>BYU</b> /Utah/UTEP      |
| 1984 | UTEP                       |
| 1985 | UTEP                       |
| 1986 | Utah/Wyoming/UTEP          |
| 1987 | UTEP                       |
| 1988 | <b>BYU</b>                 |
| 1989 | Colorado State             |
| 1990 | <b>BYU</b> /Colorado State |
| 1991 | Utah                       |
| 1992 | <b>BYU</b> /UTEP           |
| 1993 | <b>BYU</b> /Utah           |
| 1994 | New Mexico                 |
| 1995 | Utah                       |
| 1996 | Utah                       |
| 1997 | Utah                       |
| 1998 | Utah (Mountain)            |
| 1999 | Utah                       |

## MOUNTAIN WEST CONFERENCE

|      |                             |
|------|-----------------------------|
| 2000 | Utah/UNLV                   |
| 2001 | <b>BYU</b> /Utah/Wyoming    |
| 2002 | Wyoming                     |
| 2003 | <b>BYU</b> /Utah            |
| 2004 | Air Force                   |
| 2005 | Utah                        |
| 2006 | San Diego State             |
| 2007 | <b>BYU</b>                  |
| 2008 | <b>BYU</b>                  |
| 2009 | <b>BYU</b> /New Mexico/Utah |
| 2010 | New Mexico                  |
| 2011 | <b>BYU</b> /San Diego State |

## WEST COAST CONFERENCE

|      |              |
|------|--------------|
| 2012 | Saint Mary's |
| 2013 | Gonzaga      |



# BYU CONFERENCE TOURNAMENT RESULTS



At the 2011 MWC Tournament, Jimmer Fredette scored 52 points in BYU's win over New Mexico in the semifinals.

## CONFERENCE PLAYOFF SERIES

|      |                                  |     |   |         |                                 |            |   |
|------|----------------------------------|-----|---|---------|---------------------------------|------------|---|
| 1924 | Colorado College (Rocky Mtn.)    | 2-1 | W | 3/8/01  | v. Air Force (in Las Vegas)     | 69-54      | W |
| 1925 | at Colorado College (Rocky Mtn.) | 0-3 | L | 3/9/01  | v. Wyoming                      | 77-66      | W |
| 1932 | at Wyoming (Rocky Mtn.)          | 1-2 | L | 3/10/01 | v. New Mexico                   | 69-65      | W |
| 1933 | Wyoming (Rocky Mtn.)             | 2-1 | W | 3/7/02  | v. San Diego St. (in Las Vegas) | 51-62      | L |
| 1934 | at Wyoming (Rocky Mtn.)          | 0-3 | L | 3/13/03 | v. New Mexico (in Las Vegas)    | 71-56      | W |
| 1943 | at Wyoming (Skyline)             | 0-3 | L | 3/14/03 | v. Colorado State               | 86-80 (OT) | L |
|      |                                  |     |   | 3/11/04 | v. Wyoming (in Denver)          | 79-74      | W |
|      |                                  |     |   | 3/12/04 | v. Utah                         | 51-54      | L |
|      |                                  |     |   | 3/10/05 | v. New Mexico (in Denver)       | 71-85      | L |
|      |                                  |     |   | 3/9/06  | v. Utah (in Denver)             | 70-74      | L |
|      |                                  |     |   | 3/8/07  | v. TCU (in Las Vegas)           | 77-64      | W |
|      |                                  |     |   | 3/9/07  | v. Wyoming                      | 96-84      | W |
|      |                                  |     |   | 3/10/07 | at UNLV                         | 70-78      | L |
|      |                                  |     |   | 3/13/08 | v. Colorado St. (in Las Vegas)  | 89-62      | W |
|      |                                  |     |   | 3/14/08 | v. San Diego State              | 63-54      | W |
|      |                                  |     |   | 3/15/08 | at UNLV                         | 61-76      | L |
|      |                                  |     |   | 3/12/09 | v. Air Force (in Las Vegas)     | 80-69      | W |
|      |                                  |     |   | 3/13/09 | v. San Diego State              | 62-64      | L |
|      |                                  |     |   | 3/11/10 | v. TCU (in Las Vegas)           | 95-85      | W |
|      |                                  |     |   | 3/12/10 | at UNLV                         | 66-70      | L |
|      |                                  |     |   | 3/10/11 | v. TCU (in Las Vegas)           | 64-58      | W |
|      |                                  |     |   | 3/11/11 | v. New Mexico                   | 87-76      | W |
|      |                                  |     |   | 3/12/11 | v. San Diego State              | 54-72      | L |

## WESTERN ATHLETIC CONFERENCE TOURNAMENT

|         |                               |            |   |
|---------|-------------------------------|------------|---|
| 3/9/84  | v. New Mexico (in El Paso)    | 55-64      | L |
| 3/4/85  | Air Force (in Provo)          | 79-82      | L |
| 3/6/86  | v. New Mexico (in Laramie)    | 68-79      | L |
| 3/5/87  | v. Air Force (in Albuquerque) | 82-79 (OT) | W |
| 3/6/87  | at New Mexico                 | 86-93      | L |
| 3/10/88 | Hawaii (in Provo)             | 76-74      | W |
| 3/11/88 | UTEP                          | 63-66      | L |
| 3/10/89 | v. Hawaii (in SLC)            | 69-72      | L |
| 3/8/90  | v. Utah (in El Paso)          | 61-62 (OT) | L |
| 3/7/91  | v. CSU (in Laramie)           | 69-56      | W |
| 3/8/91  | v. Hawaii                     | 73-71 (OT) | W |
| 3/9/91  | v. Utah                       | 51-49 (OT) | W |
| 3/12/92 | v. Air Force (in Ft. Collins) | 72-51      | W |
| 3/13/92 | v. Utah                       | 75-62      | W |
| 3/14/92 | v. UTEP                       | 73-71      | W |
| 3/11/93 | v. Hawaii (in SLC)            | 85-71      | W |
| 3/12/93 | v. New Mexico                 | 59-68      | L |
| 3/10/94 | v. Utah (in SLC)              | 96-65      | W |
| 3/11/94 | v. Fresno State               | 87-72      | W |
| 3/12/94 | v. Hawaii                     | 66-73      | L |
| 3/9/95  | v. CSU (in Albuquerque)       | 73-75      | L |
| 3/7/96  | v. CSU (in Albuquerque)       | 84-100     | L |
| 3/3/98  | v. Tulsa (in Las Vegas)       | 56-59      | L |
| 3/2/99  | v. TCU (in Las Vegas)         | 90-74      | W |
| 3/4/99  | v. Utah                       | 62-81      | L |

## MOUNTAIN WEST CONFERENCE TOURNAMENT

|         |                              |       |   |
|---------|------------------------------|-------|---|
| 3/9/00  | v. New Mexico (in Las Vegas) | 55-43 | W |
| 3/10/00 | v. Utah                      | 58-54 | W |
| 3/11/00 | at UNLV                      | 56-79 | L |

## WEST COAST CONFERENCE TOURNAMENT

|        |                             |       |   |
|--------|-----------------------------|-------|---|
| 3/2/12 | v. San Diego (in Las Vegas) | 73-68 | W |
| 3/3/12 | v. Gonzaga                  | 58-77 | L |
| 3/8/13 | v. San Diego                | 69-72 | L |

## MWC/WAC/WCC TOURNAMENT RECORDS

|                              |       |
|------------------------------|-------|
| Conference Tournament Record | 28-26 |
| First Round Record           | 17-12 |
| Second Round Record          | 8-9   |
| Championship Finals Record   | 3-5   |
| WAC Tournament Record        | 12-13 |
| MWC Tournament Record        | 15-11 |
| WCC Tournament Record        | 1-2   |
| Tournament Record (NEUTRAL)  | 27-19 |
| Tournament Record (HOME)     | 1-2   |
| Tournament Record (AWAY)     | 0-5   |

**BYU CONFERENCE CHAMPIONSHIP TEAMS (29 TITLES)**

**1921-22**

BYU won its second title in the Western Division with a 3-1 conference record, beating out rivals from the University of Utah.

**1923-24**

A 7-1 conference record gave the Cougars their third Western Division title. They met the Eastern Division winner, Colorado College, in the first playoff series in a decade. BYU won the series 2-1 and was crowned the undisputed Rocky Mountain Conference Champion.

**1924-25**

BYU repeated its championship run and once again won the Western Division title, finishing 6-2 in conference and 11-6 overall. The title was the third in four years for the Cougars. BYU once again met Colorado College in the Conference Championship Series but was swept in Colorado Springs.

**1931-32**

Led by sophomore Elwood Romney, a first-team all-conference selection, BYU tied with Utah for the West title and then defeated the Utes in a one-game playoff, earning the chance to meet Wyoming in the Conference Championship Series. Despite an 8-4 conference finish, the Cougars were swept by the Cowboys.

**1932-33**

For the second straight season, the Western Division ended in a tie between BYU and Utah. After going 9-3 in conference and 18-7 overall, the Cougars once again defeated the Utes and met Wyoming in the Championship Series. This time, BYU emerged victorious, winning 2-1 and thus winning the Conference Championship for the first time since 1924.

**1933-34**

The Cougars finished the season 9-3 in conference and 18-11 overall to win the Western Division title for the third year in a row. BYU once again met Wyoming in the Championship playoff series, but the Cougars were defeated 2-1.

**1942-43**

After switching to the Skyline Conference in 1937, the 1942-43 Cougars won their first Skyline Conference Western Division title. A 7-1 conference record earned the team the opportunity to play Wyoming in the Championship Series. However, despite the efforts of first-team all-conference selection Brady Walker, the Cougars lost to Wyoming in three straight games.

**1947-48**

As the conference consolidated into one division, the Cougars finished 8-2 and took first place. Joe Nelson and Randy Clark were both named first-team all-conference players. Nelson led the Skyline Conference in scoring, racking up 203 points in conference play and averaging 20.3 points per game.

**1949-50**

After winning the conference preseason trophy, the Cougars finished 14-6 in conference and had their first 20-win season, going 22-12. BYU was led by a talented trio consisting of Joe Nelson, Roland Minson and Mel Hutchins, each averaging over 10 points per game. All three players earned NCAA honors at season's end.

**1950-51**

The Cougars repeated as Skyline Conference Champions and won their third title in four years with a 15-5 record in conference and an amazing 28-9 record overall. Once again led by Roland Minson and Mel Hutchins, the Cougars were ranked as high as third nationally and went on to win the NIT. They also set a school record with a 91-point offensive showcase against Denver.

**1956-57**

The Cougars won their last Skyline Conference Championship in this season, finishing 11-3 in conference and 19-9 overall. Led by Tom Steinke and John Benson, who each averaged almost 20 points per game, BYU went on to finish third in the NCAA West Regionals.

**1964-65**

The 1964-65 team won the first WAC Championship for BYU and first conference title since 1957. The team finished the season with a 21-7 mark and was ranked sixth nationally in the final wire service poll of the season. BYU finished second to Miami (Fla.) in scoring offense. John Fairchild was named WAC Player of the Year and led the team with 21.5 points a game.

**1966-67**

The Cougars surprised many by winning a share of the WAC title and finishing 14-10. There were no real standouts on the team as eight players won game-high honors during the season. BYU remained undefeated for the second straight year at home.

**1968-69**

BYU finished the season at 17-12 and

had been picked in the preseason polls to finish third or lower. They won a first-round berth in the NCAA Tournament but lost to New Mexico State. Remarkably, six players ended the season with scoring averages in double figures.

**1970-71**

The Cougars finished 18-11 to grab the WAC title. They lost to eventual NCAA Champion UCLA in the NCAA Regionals. The team was led by Bernie Fryer, who averaged 19.2 points, and Steve Kelly, who scored 17.9 points per game.

**1971-72**

The 1971-72 season was Coach Stan Watts' final year and one of the most exciting in Cougar history. The team finished with a 21-5 record and made it to the NCAA Tournament.

**1978-79**

One of the most exciting aspects of the 1978-79 season was the expectation that Cougar success would carry over into the next year. The Cougars were 20-8 and were led by Danny Ainge with 18.4 points per game. Ainge moved into the top 10 in BYU scoring history after just two seasons. The Cougars made it to the first round of the NCAA Tournament.

**1979-80**

A record of 24-5 was the best yet for a BYU team. The Cougars had been ranked as high as No. 6 by sports writers. All the starters from the previous year returned to help defend the WAC title. Danny Ainge once again led the team with 19.1 points per game and moved into first place on the BYU all-time scoring list. The team had four future NBA players; Ainge, Devin Durrant, Fred Roberts and Greg Kite.

**1982-83**

Although the 1982-83 team finished in a three-way tie for the WAC championship, it was the first time in the previous five years that the Cougars did not advance to postseason play. The team's record was 15-14. Devin Durrant led BYU in scoring with 22.8 points per game. Greg Kite led the team in rebounding with 8.8 per game.

**1987-88**

In the 70-year history of BYU basketball, only the 1950-51 team had more victories than the 1987-88 team, and no team had a better winning percentage. The Cougars finished 26-6, winning 17 games in a row to start the year, a BYU basketball record. The team was led by All-American Michael Smith who

averaged 21.2 points and 7.8 rebounds per game.

**1989-90**

The Cougars went 21-9 and exceeded all expectations by winning the WAC title. The team was projected to finish sixth. They went on to lose a heart-breaker in the NCAA East Regional to Clemson 49-47. It was Roger Reid's first year as head coach. Marty Haws led the team in scoring with 18.5 points and 4.1 assists per game. Andy Toolson averaged 18.3 points per game.

**1990-91 (Tournament)**

With a 21-13 record, BYU finished in second place during the regular season in the WAC but went on to win the WAC Tournament and then advanced to the second round of the NCAA Tournament. Freshman Shawn Bradley led the nation in blocked shots with 177 and averaged 14.8 points a game. Steve Schreiner scored 14.2 points per game.

**1991-92**

Few thought at the beginning of the season that BYU would finish the season 25-7 and win the WAC. The Cougars went on to defeat UTEP in dramatic fashion at the WAC Tournament thanks to a 54-foot buzzer-beater by Kevin Nixon. The Cougars ran into Shaq and LSU in the first round of the NCAA Tournament to end the season. Gary Trost led the team in scoring with 14.2 points per game.

**1992-93**

The Cougars posted a 25-9 record, including 15-1 in the WAC, which tied the conference record for most wins. Nick Sanderson set a school record for 3-point attempts in a season with 209. Russell Larson set a new school record in field-goal percentage at .631. Gary Trost led the team in scoring for the second straight year with 15.2 points per game. BYU lost to Kansas in the second round of the NCAA Tournament.

**2000-01**

BYU finished 24-9 while earning its first conference tournament title since 1992, its first regular-season championship since 1993 and its first NCAA bid since 1995. The Cougars went 10-4 in Mountain West Conference play to earn a three-way share of the title with Utah and Wyoming. BYU won the MWC Tournament and earned the automatic bid to the NCAA Tournament with wins over Air Force, Wyoming and New Mexico at the Thomas & Mack Center in Las Vegas. BYU, the 12th seed, lost its first round NCAA game at Cox Arena in San Diego to No. 5-seed Cincinnati.

**2002-03**

BYU claimed a share of the Mountain West Conference regular-season title and an NCAA bid for the second time in three years. Playing among the nation's toughest schedules, including 11 different conferences on its non-league slate, the Cougars finished the year 23-9 overall and earned their 26th conference title, going 11-3 in MWC games along with Utah. BYU Coach Steve Cleveland was named the MWC Coach of the Year, and senior guard Travis Hansen was one of two consensus first-team All-MWC players and the MWC's Co-Defensive Player of the Year. The Cougars had the MWC's top defense and also won the preseason Paradise Jam title in St. Thomas, U.S. Virgin Islands. Hansen led the team in scoring (16.8) and blocks (20) and was second in assists (2.4) and rebounds (4.8).

**2006-07**

BYU's second season under head coach Dave Rose not only improved upon his impressive inaugural campaign but also proved to be one of the best seasons a Cougar team has ever achieved in the program's 105-year history. After becoming the second-most improved team in the nation in Rose's first season at BYU, the Cougars responded in his second year with a 25-9 resume that included the program's first outright league championship since 1988, its first national top-25 ranking since 1993, its first season sweep over rival Utah since 1994 and its first NCAA Tournament invitation since 2004, including its highest seed since 1995. On the record books at BYU, only two teams (1951 -- 28 wins; 1988 -- 26 wins) won more games in a season than the 25 victories achieved by the Cougars in 2006-07. BYU defeated three nationally ranked teams in the process and earned a national ranking (No. 24) in the final Associated Press Top 25 Poll, something a Cougar team hadn't done since 1988.

**2007-08**

The Dave Rose-guided Cougars went 27-8 to win the second-most games in school history while becoming the first outright back-to-back Mountain West Conference Champions in league history. The team also achieved BYU's first consecutive appearances in the Top 25 polls since the 1980-81 and 1981-82 seasons and earned the program's first victory over a top-6 ranked team since 1965 with its triumph over Rick Pitino's sixth-rated Louisville Cardinals. The Cougars won the MWC regular-season title by two games over UNLV with an MWC-record 14-2 resume to finish the regular season with a school-record 25

regular-season victories. The consecutive outright league titles were the first for BYU since Danny Ainge played for the Cougars in 1978-79 and 1979-80. The conference crown was also BYU's 27th overall to rank the Cougars ninth all-time among all Division I programs.

**2008-09**

By capturing a share of the 2009 MWC regular season title, BYU became the first program in league history to win three-straight titles — a feat accomplished only one other time in program history, from 1932 to 1934. Heading into the final three games of the regular season BYU trailed league leader Utah by two games in the standings. The Cougars knocked off rival Utah at home before winning at Wyoming to pull into a tie for first. BYU downed Air Force in a hard-fought battle at home in the finale to claim a share of the title. At 25-8 the Cougars won at least 25 games for the third-straight season and appeared in the polls for a third-straight year for the first time since 1979-80, 1980-81 and 1981-82. With a 12-4 league mark BYU increased its all-time lead to 99 MWC wins and Dave Rose added to his total of 51 — third all-time in the MWC. Rose is the league's all-time leader in winning percentage (.797).

**2010-11**

Led by the National Player of Year in Jimmer Fredette and BYU's all-time steals leader Jackson Emery, the Cougars set numerous program records while capturing a share of the MWC regular season title. With an overall record of 32-5, BYU set team records for wins, winning percentage (.864) and wins away from home (19 total, 10 road and nine neutral). Fredette led the nation in scoring at 28.9 points per game and set the BYU single game (52 points vs. New Mexico), single season (1,068 points) and career (2,599 points) scoring records while Emery set the season (101) and career (249) steals records. BYU was ranked in the top 25 throughout the season and enjoyed nine-consecutive weeks ranked in the top 10. The Cougars swept San Diego State (ranked No. 4 and No. 6 at the time of the matchups) in the regular season to secure a share of the league title with a 14-2 mark. The Cougars earned a No. 3 seed in the NCAA Tournament and advanced to the Sweet 16 for the first time since 1981.



**1902-03**

Record: 4-5  
Home: 2-3  
Road: 2-2  
Long Win Streak: 3  
Long Loss Streak: 2  
Coach: W.A. Colton

| DATE | OPPONENT         | SCORE | W/L |
|------|------------------|-------|-----|
| F 6  | at LDSU          | 7-47  | L   |
| F 14 | BY College       | 13-17 | L   |
| F 21 | Weber Academy    | 30-18 | W   |
| F 27 | at Weber Academy | 17-16 | W   |
| F 28 | at BY College    | 20-17 | W   |
| M 7  | LDSU             | 13-23 | L   |
| M 21 | at LDSU          | 13-30 | L   |
| M 28 | Colorado         | 23-15 | W   |
| A 2  | Colorado         | 10-16 | L   |

**1903-04**

Record: 3-3  
Home: 1-2  
Road: 2-1  
Long Win Streak: 2  
Long Loss Streak: 2

| DATE | OPPONENT         | SCORE | W/L |
|------|------------------|-------|-----|
| J 9  | Salt Lake H.S.   | 38-8  | W   |
| J 16 | LDSU             | 17-22 | L   |
| J 22 | at Weber Academy | 43-13 | W   |
| J 23 | at BY College    | 18-9  | W   |
| F 6  | BY College       | 17-18 | L   |
| F 19 | at LDSU          | 20-27 | L   |

**1904-05**

Record: 9-3  
Home: 5-1  
Road: 4-2  
Long Win Streak: 7  
Long Loss Streak: 1

| DATE | OPPONENT               | SCORE | W/L |
|------|------------------------|-------|-----|
| J 21 | at A.F. Apollos        | NS    | L   |
| J 28 | LDSU                   | 51-7  | W   |
| F 3  | at State Deaf School   | 64-6  | W   |
| F 4  | at BY College          | 22-14 | W   |
| F 10 | A.F. Apollos           | NS    | W   |
| F 11 | BY College             | 19-12 | W   |
| F 18 | Weber Academy          | 30-10 | W   |
| F 24 | at LDSU                | NS    | W   |
| F 25 | at Weber Academy       | 14-16 | L   |
| M 4  | State Deaf School      | NS    | W   |
| M 4  | at A.F. Apollos        | 10-7  | W   |
| M 25 | Wheaton College (Ill.) | 27-35 | L   |

**1905-06**

Record: 11-1  
Home: 6-1  
Road: 5-0  
Long Win Streak: 6  
Long Loss Streak: 1  
Coach: C.T. Teetzel

| DATE | OPPONENT             | SCORE | W/L |
|------|----------------------|-------|-----|
| J 13 | LDSU                 | 25-12 | W   |
| J 19 | Weber Academy        | NS    | W   |
| J 27 | State Deaf School    | 62-4  | W   |
| F 9  | at Weber Academy     | 15-11 | W   |
| F 10 | at State Deaf School | NS    | W   |
| F 13 | Chicago YMCA         | 14-22 | L   |
| F 16 | at LDSU              | 19-17 | W   |
| F 23 | at Utah State        | 21-14 | W   |
| F 24 | at BY College        | 20-18 | W   |
| M 2  | Minn. Red Wings      | 20-18 | W   |
| M 3  | Utah State           | 19-11 | W   |
| M 17 | BY College           | 20-19 | W   |

**1906-07**

Record: 7-3  
Home: 5-1  
Road: 2-1  
Neutral: 0-1  
Long Win Streak: 3  
Long Loss Streak: 1  
Coach: C.T. Teetzel

| DATE | OPPONENT          | SCORE | W/L |
|------|-------------------|-------|-----|
| J 19 | Weber Academy     | 72-9  | W   |
| J 26 | BY College (OT)   | 26-24 | W   |
| F 1  | at LDSU           | 32-29 | W   |
| F 7  | Chicago Crescents | 21-24 | L   |
| F 16 | Utah State        | 44-11 | W   |
| F 23 | !Weber Academy    | 2-0   | W   |
| M 1  | at Utah State     | 23-12 | W   |



**FRED BENNION**  
Years: 1908-10 (2)  
Record: 16-6 (.727)

|      |                    |       |   |
|------|--------------------|-------|---|
| M 2  | at BY College      | 16-19 | L |
| M 8  | LDSU               | 30-19 | W |
| M 16 | v. BY College (OT) | 24-27 | L |

**1907-08**

Record: 4-2  
Home: 3-1  
Road: 1-1  
Long Win Streak: 4  
Long Loss Streak: 1  
Coach: C.T. Teetzel

| DATE | OPPONENT      | SCORE | W/L |
|------|---------------|-------|-----|
| J 17 | at BY College | 14-16 | L   |
| J 18 | at Utah State | 29-16 | W   |
| J 25 | LDSU (OT)     | 20-19 | W   |
| F 1  | Utah State    | 43-19 | W   |
| F 15 | LDSU          | 26-25 | W   |
| F 22 | BY College    | 22-27 | L   |

**1908-09**

Record: 7-4  
Home: 4-2  
Road: 3-2  
Long Win Streak: 4  
Long Loss Streak: 3  
Coach: Fred Bennion

| DATE | OPPONENT      | SCORE | W/L |
|------|---------------|-------|-----|
| D 12 | YMCA          | 23-29 | L   |
| J 9  | at YMCA       | 17-31 | L   |
| J 16 | at LDSU       | 16-30 | L   |
| J 23 | Utah          | 32-9  | W   |
| J 30 | BY College    | 35-21 | W   |
| F 6  | Utah State    | 37-11 | W   |
| F 20 | LDSU          | 28-33 | L   |
| F 22 | Oregon        | 26-24 | W   |
| F 26 | at Utah State | 37-13 | W   |
| F 27 | at BY College | 34-27 | W   |
| M 5  | at Utah       | 40-27 | W   |

**1909-10**

Record: 9-2  
Home: 5-1  
Road: 4-1  
Long Win Streak: 8  
Long Loss Streak: 1  
Coach: Fred Bennion

| DATE | OPPONENT      | SCORE | W/L |
|------|---------------|-------|-----|
| J 8  | YMCA          | 28-26 | W   |
| J 14 | at BY College | 33-13 | W   |
| J 15 | at Utah State | 40-20 | W   |
| J 22 | BY College    | 42-14 | W   |
| F 5  | at Utah       | 31-27 | W   |
| F 11 | Utah          | 31-17 | W   |
| F 12 | at LDSU       | 29-21 | W   |
| F 18 | Utah State    | 47-31 | W   |
| F 22 | YMCA          | 21-26 | L   |
| F 25 | LDSU          | 47-12 | W   |
| F 26 | at YMCA       | 13-23 | L   |

**1910-11**

Record: 8-0  
Home: 5-0  
Road: 3-0  
Long Win Streak: 8  
Coach: Henry Rose

| DATE | OPPONENT        | SCORE | W/L |
|------|-----------------|-------|-----|
| J 7  | at Snow Academy | 45-25 | W   |
| J 14 | Alumni          | 32-22 | W   |
| J 21 | YMCA            | 41-17 | W   |
| J 28 | Utah            | 47-27 | W   |
| F 4  | at Utah State   | 29-19 | W   |
| F 18 | Utah State      | 37-21 | W   |
| F 25 | at Utah         | 33-26 | W   |
| F 27 | Hamilton, Wisc. | 27-26 | W   |

**1911-12**

Record: 7-0  
Home: 5-0  
Road: 2-0  
Long Win Streak: 7  
Coach: E.L. Roberts

| DATE | OPPONENT      | SCORE | W/L |
|------|---------------|-------|-----|
| J 13 | Alumni        | 40-19 | W   |
| J 20 | BY College    | 48-20 | W   |
| J 27 | LDSU          | 51-12 | W   |
| F 3  | Utah State    | 36-17 | W   |
| F 9  | at Utah State | 37-16 | W   |
| F 17 | at Utah       | 36-25 | W   |
| M 2  | Utah          | 32-25 | W   |

**1912-13**

Record: 7-3  
Home: 5-2  
Road: 2-1  
Long Win Streak: 5  
Long Loss Streak: 2  
Coach: E.L. Roberts

| DATE | OPPONENT          | SCORE | W/L |
|------|-------------------|-------|-----|
| D 14 | Weber Academy     | 48-34 | W   |
| J 11 | Alumni            | 61-26 | W   |
| J 18 | LDSU              | 34-20 | W   |
| J 25 | Burlington (S.L.) | 49-17 | W   |
| F 1  | BY College        | 40-29 | W   |
| F 8  | Utah              | 31-49 | L   |
| F 14 | at BY College     | 28-26 | W   |
| F 15 | at Utah State     | 33-23 | W   |
| F 22 | at Utah (OT)      | 26-29 | L   |
| M 1  | Utah State        | 20-29 | L   |

**1913-14**

Record: 8-2  
Home: 6-0  
Road: 2-2  
Long Win Streak: 4  
Long Loss Streak: 1  
Coach: E.L. Roberts

| DATE | OPPONENT          | SCORE | W/L |
|------|-------------------|-------|-----|
| J 10 | S.L. Hardware     | 53-18 | W   |
| J 17 | Deseret Business  | 44-13 | W   |
| J 31 | BY College        | 43-23 | W   |
| F 5  | Montana State     | 67-14 | W   |
| F 14 | at Utah           | 23-36 | L   |
| F 21 | Utah State        | 41-21 | W   |
| F 28 | Utah              | 32-24 | W   |
| M 6  | at Utah State     | 28-19 | W   |
| M 7  | at BY College     | 22-15 | W   |
| M 9  | at Oneida Academy | 25-26 | L   |



**E.L. ROBERTS**  
Years: 1911-20, 25-28 (12)  
Record: 87-49 (.640)

**1914-15**

Record: 6-2  
Home: 4-0  
Road: 2-2  
Long Win Streak: 6  
Long Loss Streak: 1  
Coach: E.L. Roberts

| DATE | OPPONENT      | SCORE | W/L |
|------|---------------|-------|-----|
| J 15 | at Apollis    | 23-27 | L   |
| J 16 | Apollis       | 35-25 | W   |
| J 30 | BY College    | 37-32 | W   |
| F 13 | Utah State    | 29-21 | W   |
| F 20 | Utah          | 29-28 | W   |
| F 26 | at Utah State | 31-23 | W   |
| F 27 | at BY College | 24-18 | W   |
| M 12 | at Utah       | 20-38 | L   |

**1915-16**

Record: 3-3  
Home: 3-1  
Road: 0-2  
Long Win Streak: 2  
Long Loss Streak: 2  
Coach: E.L. Roberts

| DATE | OPPONENT         | SCORE | W/L |
|------|------------------|-------|-----|
| J 15 | Springville H.S. | 44-17 | W   |
| F 4  | at Utah          | 26-41 | L   |
| F 12 | Utah State       | 42-17 | W   |
| F 19 | Iola (KS) YMCA   | 70-25 | W   |
| F 26 | at Utah State    | 23-37 | L   |
| M 4  | Utah             | 30-38 | L   |

**1916-17**

Record: 14-2  
Home: 8-0  
Road: 3-1  
Neutral: 3-1  
Long Win Streak: 14  
Long Loss Streak: 1  
Coach: E.L. Roberts

| DATE | OPPONENT            | SCORE | W/L |
|------|---------------------|-------|-----|
| D 13 | at Springville H.S. | 19-20 | L   |
| J 6  | BY H.S.             | 50-20 | W   |
| J 13 | West H.S.           | 42-24 | W   |
| J 20 | Springville H.S.    | 61-24 | W   |
| J 27 | LDSU                | 38-19 | W   |
| J 29 | Chicago Cres.       | 51-9  | W   |
| F 3  | at BY College       | 84-37 | W   |
| F 10 | Utah                | 38-32 | W   |
| F 17 | Utah State          | 43-22 | W   |
| F 23 | at Utah             | 54-33 | W   |
| M 3  | Alumni              | 50-19 | W   |
| M 8  | at Utah State       | 34-27 | W   |
| M 14 | #Brown-King (SL)    | 52-21 | W   |
| M 15 | #NW Normal (OK)     | 35-24 | W   |
| M 16 | #Seward Park Bro.   | 27-16 | W   |
| M 17 | #Illinois AC        | 14-27 | L   |

**1917-18**

Record: 5-3  
Conference: 1-1, T2nd RMC  
Home: 3-2  
Road: 2-1  
Long Win Streak: 2  
Long Loss Streak: 1  
Coach: E.L. Roberts

| DATE | OPPONENT              | SCORE | W/L |
|------|-----------------------|-------|-----|
| N 29 | at Lehi H.S.          | 30-34 | L   |
| J 12 | BY H.S.               | 40-28 | W   |
| J 19 | Lehi H.S.             | 67-30 | W   |
| J 25 | BY College (OT)       | 32-36 | L   |
| F 1  | Hinckley Academy      | 58-28 | W   |
| F 9  | Utah                  | 21-27 | L   |
| F 11 | at American Fork H.S. | 48-35 | W   |
| F 23 | at Utah               | 38-28 | W   |

**1918-19**

Record: 5-3  
Conference: 1-3, 3rd RMC  
Home: 4-2  
Road: 1-1  
Long Win Streak: 4  
Long Loss Streak: 2  
Coach: E.L. Roberts

| DATE | OPPONENT            | SCORE | W/L |
|------|---------------------|-------|-----|
|      | Pleasant Grove H.S. | 58-19 | W   |
|      | Lehi H.S.           | 72-14 | W   |
|      | Springville H.S.    | 46-19 | W   |

|      |                      |       |   |
|------|----------------------|-------|---|
| F 6  | at Spanish Fork H.S. | 87-18 | W |
| F 7  | at Utah              | 22-50 | L |
| F 15 | BY College           | 50-24 | W |
| M 1  | Utah State           | 23-26 | L |
| M 8  | Utah                 | 21-31 | L |

**1919-20**

Record: 4-2  
Conference: 0-2, T3rd RMC  
Home: 2-0  
Road: 2-2  
Long Win Streak: 4  
Long Loss Streak: 2  
Coach: E.L. Roberts

| DATE | OPPONENT                | SCORE | W/L |
|------|-------------------------|-------|-----|
| J 9  | at Springville H.S.     | 34-19 | W   |
| J 10 | BY H.S.                 | 49-32 | W   |
| J 21 | at American Fork Legion | 56-34 | W   |
| J 24 | Lehi Legion             | 47-20 | W   |
| J 31 | at Utah State           | 27-55 | L   |
| M 4  | at Utah                 | 30-41 | L   |

**1920-21**

Record: 10-2  
Conference: 2-2, 2nd RMC  
Home: 9-0  
Road: 1-2  
Long Win Streak: 10  
Long Loss Streak: 1  
Coach: Alvin Twitchell

| DATE | OPPONENT            | SCORE | W/L |
|------|---------------------|-------|-----|
|      | at Lehi Legion      | 16-39 | L   |
|      | Utah AA             | 33-29 | W   |
|      | BY H.S.             | 56-23 | W   |
|      | Alumni              | 29-25 | W   |
|      | Pleasant Grove High | 43-14 | W   |
|      | Alumni              | 29-25 | W   |
|      | Provo Legion        | 36-30 | W   |
| J 22 | Utah                | 22-16 | W   |
| F 5  | at Utah State       | 43-45 | W   |
|      | Provo Legion        | 31-25 | W   |
| F 26 | Utah State          | 30-28 | W   |
| M 5  | at Utah             | 16-29 | L   |

**1921-22**

Record: 9-3  
Conference: 3-1, 1st RMC  
Home: 6-2  
Road: 3-1  
Long Win Streak: 6  
Long Loss Streak: 1  
Coach: Alvin Twitchell

| DATE | OPPONENT       | SCORE | W/L |
|------|----------------|-------|-----|
|      | Provo Legion   | 24-36 | L   |
|      | Provo Legion   | 35-24 | W   |
|      | WAA            | 28-31 | L   |
|      | Lehi H.S.      | 47-23 | W   |
|      | BYU Frosh      | 32-22 | W   |
|      | at Lehi H.S.   | 26-23 | W   |
|      | at A.F. Legion | 44-24 | W   |
|      | A.F. Legion    | 36-10 | W   |
| F 3  | Utah           | 29-16 | W   |
| F 11 | Utah State     | 39-22 | W   |
| F 25 | at Utah        | 32-27 | W   |
| M 3  | at Utah State  | 34-36 | L   |

**1922-23**

Record: 7-5  
Conference: 4-4, T2nd RMC  
Home: 6-1  
Road: 1-4  
Long Win Streak: 6  
Long Loss Streak: 5  
Coach: Alvin Twitchell

| DATE | OPPONENT              | SCORE | W/L |
|------|-----------------------|-------|-----|
| J 4  | at Carbon County H.S. | 51-25 | W   |
| J 13 | BY H.S.               | 24-17 | W   |
| J 20 | West H.S.             | 44-20 | W   |
| J 24 | Provo H.S.            | 30-20 | W   |
| J 26 | Utah                  | 36-29 | W   |
| J 27 | Utah                  | 25-19 | W   |
| F 2  | at Utah State         | 19-55 | L   |
| F 3  | at Utah State         | 30-36 | L   |
| F 16 | at Utah               | 33-35 | L   |
| F 17 | at Utah               | 18-24 | L   |
| F 23 | Utah State            | 22-23 | L   |
| F 24 | Utah State            | 37-26 | W   |

**1923-24**

Record: 14-4



**ALVIN TWITCHELL**  
Years: 1920-25 (5)  
Record: 50-20 (.714)

Conference: 6-2, 1st RMC  
Home: 9-4  
Road: 5-0  
Long Win Streak: 5  
Long Loss Streak: 1  
Coach: Alvin Twitchell

| DATE | OPPONENT                   | SCORE | W/L |
|------|----------------------------|-------|-----|
|      | at Nephi H.S.              | NS    | W   |
|      | Wasatch H.S.               | 38-21 | W   |
| J 10 | Colorado College           | 36-39 | L   |
| J 11 | Colorado College (OT)      | 40-38 | W   |
| J 12 | Colorado College           | 32-25 | W   |
| J 12 | LDSU                       | 34-38 | L   |
| J 18 | Idaho AC                   | 35-18 | W   |
| J 19 | Nephi H.S.                 | 39-25 | W   |
| J 25 | at Utah                    | 38-21 | W   |
| J 26 | at Utah                    | 36-26 | W   |
| J 29 | Colorado Technical College | 27-33 | L   |
| J 30 | Colorado Technical College | 34-31 | W   |
| F 8  | Utah State                 | 36-43 | L   |
| F 9  | Utah State                 | 38-21 | W   |
| F 15 | Utah                       | 37-22 | W   |
| F 16 | Utah                       | 34-32 | W   |
| F 22 | at Utah State              | 30-27 | W   |
| F 23 | at Utah State              | 32-25 | W   |

**1924-25**

Record: 10-6  
Conference: 7-1, 1st RMC  
Home: 2-0  
Road: 2-2  
Long Win Streak: 4  
Long Loss Streak: 2  
Coach: Alvin Twitchell

| DATE | OPPONENT            | SCORE | W/L |
|------|---------------------|-------|-----|
| J 9  | Nephi H.S.          | 44-20 | W   |
| J 10 | Provo H.S.          | 31-24 | W   |
| J 17 | Apex                | 34-22 | W   |
| J 23 | at Utah State       | 29-26 | W   |
| J 24 | at Utah State       | 22-42 | L   |
| F 6  | Utah                | 33-35 | L   |
| F 7  | Utah                | 42-25 | W   |
| F 13 | Utah State          | 48-36 | W   |
| F 14 | Utah State          | 24-23 | W   |
| F 20 | Western State       | 54-18 | W   |
| F 21 | Western State       | 55-27 | W   |
| F 27 | at Utah             | 24-36 | L   |
| F 28 | at Utah             | 41-36 | W   |
| M 19 | at Colorado College | 32-41 | L   |
| M 20 | at Colorado College | 34-42 | L   |
| M 21 | at Colorado College | 25-39 | L   |

**1925-26**

Record: 11-5  
Conference: 7-5, 2nd RMC  
Home: 7-3  
Road: 4-2  
Long Win Streak: 4  
Long Loss Streak: 3  
Coach: E.L. Roberts

| DATE | OPPONENT        | SCORE | W/L |
|------|-----------------|-------|-----|
| J 6  | SE College (OK) | 40-21 | W   |
| J 14 | Apex            | 33-31 | W   |
| J 22 | at Utah         | 22-21 | W   |
| J 23 | at Utah         | 35-31 | W   |

# ALL-TIME SEASON RESULTS



|      |                  |       |   |
|------|------------------|-------|---|
| J 29 | Utah State       | 31-49 | L |
| J 30 | Utah State       | 36-32 | W |
| F 5  | at Montana State | 18-41 | L |
| F 6  | at Montana State | 31-36 | L |
| F 12 | Utah             | 34-39 | L |
| F 13 | Utah             | 37-24 | W |
| F 19 | at Western State | 53-22 | W |

|      |                  |       |   |
|------|------------------|-------|---|
| J 27 | at Utah          | 37-30 | W |
| J 28 | at Utah          | 35-31 | W |
| F 10 | Utah State       | 49-34 | W |
| F 11 | Utah State       | 31-39 | L |
| F 17 | Utah             | 25-31 | L |
| F 18 | Utah             | 26-31 | L |
| F    | at Utah State    | 41-52 | L |
| F    | at Utah State    | 42-48 | L |
| M    | at Montana State | 44-69 | L |
| M    | at Montana State | 41-57 | L |

## 1930-31

Record: 20-13  
 Conference: 7-5, T2nd RMC  
 Home: 8-3  
 Road: 12-10  
 Long Win Streak: 4  
 Long Loss Streak: 3  
 Coach: G. Ott Romney

| DATE | OPPONENT                  | SCORE | W/L |
|------|---------------------------|-------|-----|
| N 29 | Alumni                    | 57-49 | W   |
| D 5  | Deseret News Academy      | 63-30 | W   |
| D 6  | Alumni                    | 80-68 | W   |
| D 11 | at Rock Springs Academy   | 47-50 | L   |
| D 12 | at Wyoming                | 36-37 | L   |
| D 13 | at Wyoming                | 46-42 | W   |
| D 15 | at Colorado State College | 42-29 | W   |
| D 17 | at Henry's (Wichita)      | 29-61 | L   |
| D 19 | at Butler                 | 34-45 | L   |
| D 20 | at Illinois Wesleyan      | 34-33 | W   |
| D 22 | at Marquette              | 31-35 | L   |
| D 26 | at John Carroll           | 58-27 | W   |
| D 27 | at Western Reserve        | 42-27 | W   |
| D 29 | at Michigan State         | 28-29 | L   |
| D 30 | at Chicago                | 38-35 | W   |
| D 31 | at St. Louis              | 37-32 | W   |
| J 1  | at Wittenberg             | 36-43 | L   |
| J 3  | at Cincinnati             | 41-27 | W   |
| J 5  | Nebraska                  | 55-44 | W   |
| J 8  | Henry's (Wichita)         | 45-52 | L   |
| J 12 | Montana State             | 63-52 | W   |
| J 13 | Montana State (OT)        | 54-50 | W   |
| J 23 | Utah (OT)                 | 51-52 | L   |
| J 24 | Utah                      | 43-45 | L   |
| J 30 | at Utah State             | 59-61 | L   |
| J 31 | at Utah State             | 45-39 | W   |
| F 6  | at Montana State          | 27-42 | L   |
| F 7  | at Montana State          | 53-41 | W   |
| F 9  | at Idaho State            | 76-34 | W   |
| F 20 | Utah State                | 61-51 | W   |
| F 21 | Utah State                | 53-40 | W   |
| F 27 | at Utah                   | 39-49 | L   |
| F 28 | at Utah                   | 57-49 | W   |

## 1931-32

Record: 20-12  
 Conference 8-4, T1st RMC  
 Home: 11-3  
 Road: 8-9  
 Neutral: 1-0  
 Long Win Streak: 5  
 Long Loss Streak: 3  
 Coach: G. Ott Romney

| DATE | OPPONENT          | SCORE | W/L |
|------|-------------------|-------|-----|
| N 26 | Utah State Alumni | 62-51 | W   |
| N 27 | Utah Alumni       | 55-33 | W   |
| N 28 | Alumni            | 58-36 | W   |
| D 4  | Gila College      | 50-23 | W   |
| D 5  | Gila College      | 52-28 | W   |
| D 11 | at Wisconsin      | 16-32 | L   |
| D 12 | at Loyola (Ill.)  | 30-35 | L   |
| D 14 | at Marquette      | 39-32 | W   |
| D 15 | at Iowa State     | 28-47 | L   |
| D 17 | at Nebraska       | 31-27 | W   |
| D 19 | at Creighton      | 36-41 | L   |
| D 21 | at Wyoming        | 47-57 | L   |
| D 22 | at Wyoming        | 31-61 | L   |
| D 28 | Olson's Swedes    | 35-25 | W   |
| J 7  | Henry's (Wichita) | 43-30 | W   |
| J 8  | Henry's (Wichita) | 39-22 | W   |
| J 15 | at Utah           | 44-36 | W   |
| J 16 | at Utah           | 39-40 | L   |
| J 22 | Utah State (OT)   | 45-47 | L   |
| J 23 | Utah State        | 40-37 | W   |
| J 29 | at Montana State  | 36-23 | W   |
| J 30 | at Montana State  | 37-22 | W   |
| F 5  | Utah              | 32-35 | L   |
| F 6  | Utah              | 43-34 | W   |
| F 15 | Montana State     | 48-26 | W   |
| F 16 | Montana State     | 42-43 | L   |
| F 26 | at Utah State     | 39-32 | W   |
| F 27 | at Utah State     | 63-50 | W   |
| M 1  | vs. Utah          | 35-33 | W   |
| M 3  | at Wyoming        | 33-37 | L   |
| M 4  | at Wyoming        | 28-29 | L   |
| M 5  | at Wyoming        | 38-22 | W   |

## 1932-33

Record: 20-7  
 Conference: 9-3, 1st RMC  
 Home: 9-4  
 Road: 10-3  
 Neutral: 1-0

## 1928-29

Record: 20-10  
 Conference: 6-6, T2nd, RMC  
 Home: 10-5  
 Road: 10-4  
 Neutral: 0-1  
 Long Win Streak: 8  
 Long Loss Streak: 2  
 Coach: G. Ott Romney

| DATE | OPPONENT                 | SCORE | W/L |
|------|--------------------------|-------|-----|
| D 8  | Alumni                   | 36-48 | L   |
| D 8  | Vico Oil                 | 38-37 | W   |
| D 14 | Dixie College            | 34-24 | W   |
| D 14 | Snow College             | 41-26 | W   |
| D 17 | Colorado State College   | 47-39 | W   |
| D 18 | at Arthur Academy        | 42-60 | L   |
| D 26 | v. North Dakota          | 50-53 | L   |
| D 28 | North Dakota             | 42-26 | W   |
| D 29 | North Dakota             | 31-30 | W   |
| J 2  | at Los Angeles Academy   | 32-23 | W   |
| J 3  | at Alhambra Academy      | 33-26 | W   |
| J 4  | at Hollywood Academy     | 49-44 | W   |
| J 5  | at Pacific Coast Academy | 41-28 | W   |
| J 7  | at Las Vegas Academy     | 42-26 | W   |
| J 9  | Phillips                 | 40-30 | W   |
| J 10 | Phillips                 | 38-51 | L   |
| J 18 | Utah                     | 41-38 | W   |
| J 19 | Utah                     | 49-45 | W   |
| J 23 | at Montana Normal        | 77-25 | W   |
| J 24 | at Montana Mines         | 29-25 | W   |
| J 25 | at Montana State         | 36-72 | L   |
| J 26 | at Montana State         | 37-67 | L   |
| F 1  | at Utah State            | 53-45 | W   |
| F 2  | at Utah State            | 46-34 | W   |
| F 8  | at Utah                  | 41-56 | L   |
| F 9  | at Utah                  | 53-37 | W   |
| F 18 | Montana State            | 42-70 | L   |
| F 19 | Montana State            | 57-66 | L   |
| M 1  | Utah State               | 49-45 | W   |
| M 2  | Utah State               | 50-52 | L   |

## 1929-30

Record: 23-7  
 Conference: 6-6, 3rd RMC  
 Home: 12-2  
 Road: 11-5  
 Long Win Streak: 9  
 Long Loss Streak: 2  
 Coach: G. Ott Romney

| DATE | OPPONENT                 | SCORE | W/L |
|------|--------------------------|-------|-----|
| D 4  | 38th Infantry            | 55-26 | W   |
| D 4  | College All-Stars        | 63-44 | W   |
| D 11 | Alumni                   | 63-45 | W   |
| D 16 | Wyoming                  | 47-25 | W   |
| D 18 | Wyoming                  | 51-38 | W   |
| D 21 | at UCLA                  | 47-40 | W   |
| D 23 | at UCLA                  | 43-47 | L   |
| D 26 | at Los Angeles           | 45-39 | W   |
| D 27 | at Pacific Coast Academy | 34-33 | W   |
| D 28 | at Hollywood Academy     | 79-50 | W   |
| D 30 | at Occidental            | 47-43 | W   |
| J 2  | at San Bernardino JC     | 49-23 | W   |
| J 3  | at Dixie College         | 36-32 | W   |
| J 4  | at Snow College          | 41-28 | W   |
| J 10 | Nevada-Reno              | 44-26 | W   |
| J 11 | Nevada-Reno              | 46-35 | W   |
| J 17 | Utah State               | 37-39 | L   |
| J 18 | Utah State               | 53-37 | W   |
| J 24 | Montana State            | 43-69 | L   |
| J 25 | Montana State            | 45-42 | W   |
| J 31 | at Utah                  | 49-53 | L   |
| F 1  | at Utah                  | 30-38 | L   |
| F 7  | at Montana State         | 47-41 | W   |
| F 8  | at Montana State         | 39-70 | L   |
| F 10 | at Idaho State           | 51-33 | W   |
| F 14 | at Utah State            | 49-36 | W   |
| F 15 | at Utah State            | 41-55 | L   |
| F 21 | Montana Miners           | 56-37 | W   |
| F 28 | Utah                     | 56-31 | W   |
| M 1  | Utah                     | 59-42 | W   |



**G. OTT ROMNEY**  
 Years: 1928-35 (7)  
 Record: 139-71 (.662)

|      |                  |       |   |
|------|------------------|-------|---|
| F 20 | at Western State | 38-30 | W |
| F 26 | Utah State       | 52-43 | W |
| F 27 | Utah State       | 34-36 | L |
| M 3  | Montana State    | 52-33 | W |
| M 4  | Montana State    | 36-20 | W |

## 1926-27

Record: 5-14  
 Conference: 1-11, 4th RMC  
 Home: 4-8  
 Road: 1-5  
 Long Win Streak: 1  
 Long Loss Streak: 6  
 Coach: E. L. Roberts

| DATE | OPPONENT            | SCORE | W/L |
|------|---------------------|-------|-----|
| D 18 | Dixie College       | 40-25 | W   |
| D 29 | at Hinckley Academy | 15-35 | L   |
| J 7  | BY H.S.             | 22-24 | L   |
| J 8  | BY H.S.             | 44-22 | W   |
| J 14 | Arthur Academy      | 40-42 | L   |
| J 15 | Alumni              | 47-33 | W   |
| J 21 | at Utah State       | 47-50 | L   |
| J 22 | at Utah State       | 34-62 | L   |
| J 28 | Utah                | 39-42 | L   |
| J 29 | Utah                | 35-37 | L   |
| F 4  | at Montana State    | 37-64 | L   |
| F 5  | at Montana State    | 33-49 | L   |
| F 12 | Apex                | 50-22 | W   |
| F 18 | Montana State       | 20-43 | L   |
| F 19 | Montana State       | 38-53 | L   |
| F 25 | at Utah             | 31-34 | L   |
| F 26 | at Utah (OT)        | 40-34 | W   |
| M 4  | Utah State          | 38-44 | W   |
| M 5  | Utah State          | 35-42 | L   |

## 1927-28

Record: 13-10  
 Conference: 3-9, 4th RMC  
 Home: 7-6  
 Road: 6-4  
 Long Win Streak: 9  
 Long Loss Streak: 7  
 Coach: E. L. Roberts

| DATE | OPPONENT           | SCORE | W/L |
|------|--------------------|-------|-----|
| D 10 | Arthur Academy     | 41-39 | W   |
| D 17 | Oregon State       | 22-37 | L   |
| D 22 | Ricks College      | 53-31 | W   |
| D 28 | at Milford Academy | 42-41 | W   |
| D 29 | at Branch Academy  | 59-22 | W   |
| D 30 | at Dixie College   | 30-24 | W   |
| D 31 | at Dixie College   | 32-25 | W   |
| J 7  | Branch AC          | 53-27 | W   |
| J 13 | Milford AC         | 45-39 | W   |
| J 14 | Milford Academy    | 45-34 | W   |
| J 14 | Alumni             | 47-33 | W   |
| J 20 | Montana State      | 41-43 | L   |
| J 21 | Montana State      | 37-43 | L   |



Long Win Streak: 6  
 Long Loss Streak: 2  
 Coach: G. Ott Romney

| DATE | OPPONENT                  | SCORE | W/L |
|------|---------------------------|-------|-----|
| D 8  | Alumni                    | 47-26 | W   |
| D 8  | Alumni                    | 43-35 | W   |
| D 16 | at Western State          | 58-20 | W   |
| D 17 | at Western State          | 49-41 | W   |
| D 19 | at Colorado State College | 38-33 | W   |
| D 20 | at Colorado State College | 46-36 | W   |
| D 21 | at Denver Piggly Wiggly   | 20-41 | L   |
| D 22 | at Colorado College       | 43-30 | W   |
| D 23 | at Colorado College       | 55-34 | W   |
| J 5  | Henry's (Wichita)         | 30-47 | L   |
| J 6  | Olson's Swedes            | 31-32 | L   |
| J 13 | Utah                      | 40-27 | W   |
| J 14 | Utah                      | 33-34 | L   |
| J 20 | at Montana State          | 53-38 | W   |
| J 21 | at Montana State          | 33-26 | W   |
| J 27 | at Utah State             | 33-40 | L   |
| J 28 | at Utah State             | 59-44 | W   |
| F 6  | Montana State             | 42-29 | W   |
| F 7  | Montana State             | 53-27 | W   |
| F 17 | at Utah                   | 43-42 | W   |
| F 18 | at Utah                   | 36-50 | L   |
| F 24 | Utah State                | 37-30 | W   |
| F 25 | Utah State                | 48-36 | W   |
| M 4  | vs. Utah                  | 43-26 | W   |
| M 9  | Wyoming                   | 25-35 | L   |
| M 10 | Wyoming                   | 37-33 | W   |
| M 11 | Wyoming                   | 41-39 | W   |

**1933-34**

Record: 18-12  
 Conference: 9-3, 1st RMC  
 Home: 10-2  
 Road: 8-8  
 Neutral: 0-2  
 Long Win Streak: 8  
 Long Loss Streak: 4  
 Coach: G. Ott Romney

| DATE | OPPONENT                 | SCORE | W/L |
|------|--------------------------|-------|-----|
| D 6  | Clark's Ins.             | 56-38 | W   |
| D 6  | Alumni                   | 56-51 | W   |
| D 11 | Ogden Boosters           | 30-31 | L   |
| D 13 | Denver Academy           | 47-50 | L   |
| D 18 | Colorado College         | 43-27 | W   |
| D 19 | Granite Mart             | 56-35 | W   |
| D 21 | vs. Ogden Boosters       | 26-36 | L   |
| D 22 | vs. USC                  | 33-36 | L   |
| D 26 | at Denver Piggly Wiggly  | 25-49 | L   |
| D 27 | at Denver                | 43-38 | W   |
| D 28 | at Denver AC             | 36-35 | W   |
| D 29 | at Colorado Colorado     | 31-38 | L   |
| D 30 | at Western State         | 51-42 | W   |
| J 1  | at Western State         | 54-32 | W   |
| J 2  | at Cook's Sporting Goods | 59-26 | W   |
| J 12 | Utah State               | 57-34 | W   |
| J 13 | Utah State               | 42-35 | W   |
| J 19 | Montana State            | 48-31 | W   |
| J 20 | Montana State            | 52-37 | W   |
| J 26 | at Utah                  | 41-37 | W   |
| J 27 | at Utah                  | 30-43 | L   |
| F 9  | Utah                     | 45-31 | W   |
| F 10 | Utah                     | 40-28 | W   |
| F 16 | at Utah State            | 48-37 | W   |
| F 17 | at Utah State            | 35-43 | L   |
| F 23 | at Montana State         | 44-30 | W   |
| F 24 | at Montana State         | 23-32 | L   |
| M 8  | at Wyoming               | 38-43 | L   |
| M 9  | at Wyoming (OT)          | 44-47 | L   |
| M 10 | at Wyoming               | 34-43 | L   |

**1934-35**

Record: 18-10  
 Conference: 6-6, 2nd RMC  
 Home: 14-4  
 Road: 3-6  
 Neutral: 1-0  
 Long Win Streak: 11  
 Long Loss Streak: 4  
 Coach: G. Ott Romney

| DATE | OPPONENT        | SCORE | W/L |
|------|-----------------|-------|-----|
| N 21 | Alumni          | 68-51 | W   |
| N 21 | Alumni          | 51-53 | L   |
| N 30 | Gibbs Institute | 65-26 | W   |
| N 30 | Alumni          | 34-40 | L   |
| D 5  | Pinney Beverage | 49-33 | W   |
| D 10 | CYO             | 63-37 | W   |
| D 13 | Denver AC       | 29-36 | L   |
| D 20 | at Creighton    | 48-38 | W   |

|      |                            |       |   |
|------|----------------------------|-------|---|
| D 21 | at Colorado State College  | 56-22 | W |
| D 22 | at Denver AC               | 33-41 | L |
| D 28 | Colorado State College     | 46-35 | W |
| D 29 | vs. Colorado State College | 66-49 | W |
| J 4  | Branch AC                  | 68-35 | W |
| J 4  | Dixie College              | 56-31 | W |
| J 5  | Branch AC                  | 51-38 | W |
| J 5  | Dixie College              | 70-34 | W |
| J 11 | Utah                       | 54-25 | W |
| J 12 | Utah                       | 56-53 | W |
| J 18 | Montana State              | 62-28 | W |
| J 19 | Montana State              | 55-32 | W |
| J 25 | at Utah State              | 39-38 | W |
| J 26 | at Utah State              | 27-41 | L |
| F 8  | Utah State (OT)            | 47-48 | L |
| F 9  | Utah State                 | 40-39 | W |
| F 15 | at Utah (OT)               | 46-50 | L |
| F 16 | at Utah                    | 43-52 | L |
| F 22 | at Montana State           | 41-53 | L |
| F 23 | at Montana State           | 46-56 | L |

**1935-36**



**EDWIN R. KIMBALL**  
 Years: 1935-36, 38-41 (4)  
 Record: 59-38 (.608)

Record: 16-9  
 Conference: 6-6, 2nd RMC  
 Home: 9-3  
 Road: 7-6  
 Long Win Streak: 7  
 Long Loss Streak: 4  
 Coach: Edwin R. Kimball

| DATE | OPPONENT            | SCORE | W/L |
|------|---------------------|-------|-----|
| D 7  | Alumni              | 72-52 | W   |
| D 13 | Taylor Brothers     | 75-45 | W   |
| D 16 | at Denver           | 45-49 | L   |
| D 17 | at Nebraska         | 34-53 | L   |
| D 18 | at Hastings         | 54-30 | W   |
| D 19 | at Creighton        | 43-36 | W   |
| D 20 | at Colorado College | 38-41 | L   |
| D 21 | at Colorado College | 61-45 | W   |
| D 24 | at Drake            | 63-38 | W   |
| D 28 | Nebraska            | 46-39 | W   |
| D 30 | Fresno State        | 63-54 | W   |
| D 31 | Fresno State        | 72-41 | W   |
| J 4  | Pacific States Pipe | 75-16 | W   |
| J 10 | at Montana State    | 45-40 | W   |
| J 11 | at Montana State    | 40-42 | L   |
| J 17 | Utah                | 42-34 | W   |
| J 18 | Utah                | 47-42 | W   |
| J 27 | Montana State       | 63-31 | W   |
| J 28 | Montana State       | 39-42 | L   |
| F 7  | Utah State          | 35-36 | L   |
| F 8  | Utah State          | 33-37 | L   |
| F 14 | at Utah             | 35-36 | L   |
| F 15 | at Utah             | 37-36 | W   |
| F 21 | at Utah State       | 39-32 | W   |
| F 22 | at Utah State       | 41-51 | L   |

**1936-37**

Record: 17-10  
 Conference: 5-7, T3rd RMC  
 Home: 8-3  
 Road: 8-6  
 Neutral: 1-1  
 Long Win Streak: 7  
 Long Loss Streak: 4  
 Coach: Fred "Buck" Dixon

| DATE | OPPONENT            | SCORE | W/L |
|------|---------------------|-------|-----|
| D 5  | Alumni              | 40-29 | W   |
| D 5  | Alumni              | 58-31 | W   |
| D 11 | Idaho State         | 30-24 | W   |
| D 12 | Idaho State         | 34-35 | L   |
| D 18 | vs. Western State   | 43-42 | W   |
| D 19 | vs. Western State   | 39-42 | L   |
| D 21 | Western State       | 66-35 | W   |
| D 30 | at Loyola Marymount | 32-35 | L   |
| J 2  | at La Verne         | 66-21 | W   |
| J 4  | at Fresno State     | 38-30 | W   |
| J 5  | at Fresno State     | 45-44 | W   |
| J 6  | at UC-Davis         | 38-28 | W   |
| J 7  | at UC-Davis         | 33-32 | W   |
| J 8  | at Nevada           | 42-38 | W   |
| J 9  | at Nevada           | 36-24 | W   |
| J 15 | Utah State          | 31-40 | L   |
| J 16 | Utah State          | 49-35 | W   |
| J 22 | Montana State       | 38-32 | W   |
| J 23 | Montana State       | 42-37 | W   |
| J 29 | at Utah             | 30-45 | L   |
| J 30 | at Utah             | 40-41 | L   |
| F 5  | at Montana State    | 33-71 | L   |
| F 6  | at Montana State    | 45-55 | L   |
| F 12 | at Utah State       | 55-45 | W   |
| F 13 | at Utah State       | 38-47 | L   |
| F 19 | Utah                | 35-43 | L   |
| F 20 | Utah                | 36-31 | W   |

**1937-38**

Record: 8-13  
 Conference: 4-8, 5th SC  
 Home: 7-6  
 Road: 1-7  
 Long Win Streak: 3  
 Long Loss Streak: 4  
 Coach: Fred "Buck" Dixon

| DATE | OPPONENT          | SCORE | W/L |
|------|-------------------|-------|-----|
| D 11 | Alumni            | 68-78 | L   |
| D 17 | at Idaho State    | 30-38 | L   |
| D 18 | at Idaho State    | 32-40 | L   |
| D 20 | Idaho             | 40-45 | L   |
| D 21 | Idaho             | 47-40 | W   |
| D 22 | Hastings          | 47-43 | W   |
| D 30 | Nevada            | 49-45 | W   |
| J 7  | Nevada            | 42-44 | L   |
| J 8  | Alumni            | 59-57 | W   |
| J 14 | at Denver         | 63-51 | W   |
| J 15 | at Colorado       | 37-54 | L   |
| J 21 | at Utah State     | 53-60 | L   |
| J 22 | Utah              | 41-48 | L   |
| J 28 | Colorado State    | 50-46 | W   |
| J 29 | Colorado          | 49-55 | L   |
| F 11 | at Wyoming        | 47-61 | L   |
| F 12 | at Colorado State | 39-45 | L   |
| F 19 | Wyoming           | 38-49 | L   |
| F 25 | Utah State        | 58-50 | W   |
| F 26 | Denver            | 74-41 | W   |
| M 4  | at Utah           | 43-54 | L   |

**1938-39**

Record: 12-12  
 Conference: 4-8, T5th SC  
 Home: 8-3  
 Road: 4-8  
 Neutral: 0-1  
 Long Win Streak: 3  
 Long Loss Streak: 4



**FRED "BUCK" DIXON**  
 Years: 1936-38 (2)  
 Record: 25-23 (.521)



Coach: Edwin R. Kimball

| DATE | OPPONENT          | SCORE | W/L |
|------|-------------------|-------|-----|
| D 10 | Weber College     | 37-45 | L   |
| D 10 | Alumni            | 43-42 | W   |
| D 13 | Ecker Studio      | 55-47 | W   |
| D 19 | at Montana        | 50-71 | L   |
| D 20 | at Montana        | 54-47 | W   |
| D 21 | at Montana State  | 50-46 | W   |
| D 22 | at Montana State  | 38-43 | L   |
| D 23 | at Idaho State    | 40-17 | W   |
| D 24 | at Idaho State    | 34-25 | W   |
| D 27 | Montana           | 50-46 | W   |
| D 28 | vs. Montana       | 38-45 | L   |
| J 7  | Utah State        | 46-54 | L   |
| J 13 | at Colorado       | 33-44 | L   |
| J 14 | at Wyoming        | 27-35 | L   |
| J 20 | Utah              | 40-32 | W   |
| J 27 | Montana State     | 69-35 | W   |
| F 7  | Colorado          | 35-34 | W   |
| F 10 | at Colorado State | 43-44 | L   |
| F 11 | at Denver         | 49-53 | L   |
| F 17 | Denver            | 52-34 | W   |
| F 18 | Wyoming           | 44-46 | L   |
| F 25 | Colorado State    | 91-52 | W   |
| M 3  | at Utah           | 47-52 | L   |
| M 4  | at Utah State     | 38-53 | L   |

**1939-40**

Record: 17-8  
 Conference: 7-5, T3rd SC  
 Home: 10-3  
 Road: 6-4  
 Neutral: 1-1  
 Long Win Streak: 6  
 Long Loss Streak: 2  
 Coach: Edwin R. Kimball

| DATE | OPPONENT          | SCORE | W/L |
|------|-------------------|-------|-----|
| D 9  | Weber College     | 47-43 | W   |
| D 9  | Alumni            | 52-54 | L   |
| D 15 | Idaho State       | 42-48 | L   |
| D 16 | Provo Lions       | 53-41 | W   |
| D 16 | Idaho State       | 59-31 | W   |
| D 19 | at Ricks College  | 77-49 | W   |
| D 20 | vs. Oregon State  | 30-57 | L   |
| D 21 | vs. Oregon State  | 47-42 | W   |
| D 29 | Provo Lions       | 61-53 | W   |
| D 30 | at Weber College  | 70-35 | W   |
| J 2  | Clark's Institute | 66-53 | W   |
| J 5  | at Montana State  | 47-33 | W   |
| J 6  | at Montana State  | 58-35 | W   |
| J 13 | Colorado          | 47-75 | L   |
| J 19 | at Colorado State | 32-40 | L   |
| J 20 | at Denver         | 54-44 | W   |
| J 26 | Denver            | 63-48 | W   |
| J 27 | Wyoming           | 34-29 | W   |
| F 3  | Colorado State    | 62-42 | W   |
| F 9  | at Utah           | 39-45 | L   |
| F 10 | at Utah State     | 35-55 | L   |
| F 17 | Utah State        | 49-43 | W   |
| F 23 | Utah              | 52-41 | W   |
| M 1  | at Colorado       | 43-64 | L   |
| M 2  | at Wyoming        | 50-45 | W   |

**1940-41**

Record: 14-9  
 Conference: 6-6, 4th SC  
 Home: 8-2  
 Road: 5-6  
 Neutral: 1-1  
 Long Win Streak: 5  
 Long Loss Streak: 2  
 Coach: Edwin R. Kimball

| DATE | OPPONENT                     | SCORE | W/L |
|------|------------------------------|-------|-----|
| D 7  | Weber College                | 50-16 | W   |
| D 7  | Alumni                       | 70-40 | W   |
| D 13 | at Idaho State               | 39-27 | W   |
| D 14 | at Idaho State               | 56-29 | W   |
| D 18 | at St. Barbara State College | 47-39 | W   |
| D 19 | at San Diego State           | 45-49 | L   |
| D 20 | at San Diego State           | 40-42 | L   |
| D 27 | vs. Montana                  | 47-41 | W   |
| D 28 | vs. Montana                  | 44-48 | L   |
| J 3  | Montana State                | 67-45 | W   |
| J 4  | Montana State                | 67-45 | W   |
| J 10 | Utah State                   | 66-34 | W   |
| J 17 | at Wyoming                   | 45-46 | L   |
| J 18 | at Colorado                  | 31-34 | L   |
| J 24 | Utah                         | 27-32 | L   |
| F 14 | Colorado                     | 45-50 | L   |
| F 15 | at Colorado State            | 40-36 | W   |
| F 21 | at Denver (OT)               | 34-32 | W   |



**FLOYD MILLETT**  
 Years: 1941-49 (8)  
 Record: 104-77 (.575)

|      |                |       |   |
|------|----------------|-------|---|
| F 22 | Denver         | 52-37 | W |
| F 28 | Wyoming        | 49-45 | W |
| M 1  | Colorado State | 60-33 | W |
| M 7  | at Utah        | 39-50 | L |
| M 8  | at Utah State  | 47-48 | L |

**1941-42**

Record: 17-3  
 Conference: 9-3, T2nd SC  
 Home: 7-1  
 Road: 8-2  
 Neutral: 2-0  
 Long Win Streak: 13  
 Long Loss Streak: 1  
 Coach: Floyd Millett

| DATE | OPPONENT          | SCORE | W/L |
|------|-------------------|-------|-----|
| D 6  | Weber College     | 51-28 | W   |
| D 13 | Idaho State       | 53-29 | W   |
| D 19 | at Montana State  | 51-37 | W   |
| D 20 | at Montana        | 46-34 | W   |
| D 22 | at Montana State  | 64-48 | W   |
| D 23 | at Idaho State    | 45-28 | W   |
| J 2  | vs. Nevada        | 65-31 | W   |
| J 3  | vs. Nevada        | 76-44 | W   |
| J 10 | at Utah State     | 54-24 | W   |
| J 16 | Wyoming           | 53-49 | W   |
| J 23 | Denver            | 45-30 | W   |
| J 24 | Colorado State    | 52-27 | W   |
| J 30 | at Denver         | 46-34 | W   |
| J 31 | at Wyoming        | 34-45 | L   |
| F 7  | at Utah           | 50-42 | L   |
| F 14 | Colorado          | 49-52 | L   |
| F 21 | Utah State        | 57-52 | W   |
| F 27 | at Colorado State | 54-41 | W   |
| F 28 | at Colorado       | 35-52 | L   |
| M 7  | Utah              | 42-40 | W   |

**1942-43**

Record: 15-7  
 Conference: 7-1, 1st SC  
 Home: 9-0  
 Road: 6-7  
 Long Win Streak: 9  
 Long Loss Streak: 3  
 Coach: Floyd Millett

| DATE | OPPONENT         | SCORE | W/L |
|------|------------------|-------|-----|
| N 28 | Weber College    | 47-45 | W   |
| N 28 | Alumni           | 52-35 | W   |
| N 28 | Alumni (OT)      | 50-49 | W   |
| D 9  | at Canisius (OT) | 40-43 | L   |
| D 12 | at Long Island   | 32-35 | L   |
| D 15 | at Temple        | 44-50 | L   |
| D 18 | at Loyola (Ill.) | 72-20 | W   |
| J 5  | Carbon College   | 78-38 | W   |
| J 5  | Snow College     | 39-30 | W   |
| J 12 | Ecker Studio     | 38-43 | L   |
| J 15 | at Utah State    | 58-41 | W   |
| J 16 | at Utah State    | 74-43 | W   |
| J 22 | at Snow College  | 41-30 | W   |
| J 29 | Utah             | 41-29 | W   |
| J 30 | Utah             | 53-51 | W   |
| F 5  | at Weber College | 44-34 | W   |
| F 12 | Utah             | 44-34 | W   |

|      |            |       |   |
|------|------------|-------|---|
| F 13 | at Utah    | 47-45 | W |
| F 19 | Utah State | 44-38 | W |
| F 20 | Utah State | 63-59 | W |
| F 25 | at Wyoming | 42-53 | L |
| F 26 | at Wyoming | 43-47 | L |
| F 27 | at Wyoming | 43-66 | L |

**1943-44**

Record: 3-2  
 Conference: None  
 Home: 1-0  
 Road: 2-2  
 Long Win Streak: 2  
 Long Loss Streak: 2  
 Coach: Floyd Millett

| DATE | OPPONENT       | SCORE | W/L |
|------|----------------|-------|-----|
| D 4  | Alumni         | 57-54 | W   |
| D 11 | at Canisius    | 45-36 | W   |
| D 14 | at Long Island | 41-56 | L   |
| D 18 | at Albright    | 49-53 | L   |
| D 22 | at Omaha       | 45-40 | W   |

**1944-45**

Record: 11-12  
 Conference: None  
 Home: 4-5  
 Road: 7-6  
 Neutral: 0-1  
 Long Win Streak: 4  
 Long Loss Streak: 3  
 Coach: Floyd Millett

| DATE | OPPONENT               | SCORE | W/L |
|------|------------------------|-------|-----|
| N 30 | Alumni                 | 28-60 | L   |
| D 2  | Montana State          | 51-31 | W   |
| D 8  | Kearns Depot           | 39-41 | L   |
| D 9  | Ecker Studio           | 48-56 | L   |
| D 15 | at Idaho State         | 35-45 | L   |
| D 16 | at Idaho State         | 45-33 | W   |
| D 20 | vs. Ecker Studio       | 41-61 | L   |
| D 29 | at Peppercine          | 51-56 | L   |
| D 30 | at Pratt Aircraft      | 43-44 | L   |
| J 2  | at Walker Bomb.        | 48-45 | W   |
| J 3  | at Walker Bomb.        | 59-47 | W   |
| J 5  | at U.S. Naval Hospital | 44-34 | W   |
| J 12 | at Kearns Depot        | 47-42 | W   |
| J 19 | at Wyoming             | 41-51 | L   |
| J 20 | at Colorado            | 36-55 | L   |
| J 26 | Utah                   | 46-51 | L   |
| F 3  | Utah State             | 50-41 | W   |
| F 13 | Colorado               | 60-58 | W   |
| F 17 | at Denver              | 61-50 | W   |
| F 23 | Denver                 | 70-31 | W   |
| F 24 | Wyoming                | 34-39 | L   |
| M 3  | at Utah                | 52-56 | L   |
| M 7  | at Utah State          | 64-37 | W   |

**1945-46**

Record: 12-13  
 Conference: 6-6, T4th SC  
 Home: 4-4  
 Road: 6-7  
 Neutral: 2-2  
 Long Win Streak: 4  
 Long Loss Streak: 3  
 Coach: Floyd Millett

| DATE | OPPONENT          | SCORE | W/L |
|------|-------------------|-------|-----|
| D 1  | Alumni            | 61-62 | L   |
| D 6  | vs. Wyoming       | 49-58 | L   |
| D 7  | vs. Montana State | 55-40 | W   |
| D 8  | vs. Wyoming       | 37-52 | L   |
| D 10 | vs. Idaho State   | 58-47 | W   |
| D 11 | at Idaho State    | 54-47 | W   |
| D 21 | Clearfield Navy   | 60-16 | W   |
| D 21 | at Kearns Depot   | 42-54 | L   |
| D 27 | at Manhattan      | 53-43 | W   |
| J 1  | at Canisius       | 62-52 | W   |
| J 3  | at Northwestern   | 41-61 | L   |
| J 4  | at Loyola (Ill.)  | 43-44 | L   |
| J 5  | at Valparaiso     | 58-72 | L   |
| J 12 | at Utah State     | 47-29 | W   |
| J 18 | Wyoming           | 36-41 | L   |
| J 25 | Denver            | 48-23 | W   |
| J 26 | Colorado State    | 42-41 | W   |
| F 1  | at Denver         | 37-36 | W   |
| F 2  | at Wyoming        | 57-41 | W   |
| F 9  | at Utah           | 28-46 | L   |
| F 16 | Colorado          | 53-65 | L   |
| F 23 | Utah State        | 64-48 | W   |
| M 2  | at Colorado State | 40-47 | L   |
| M 4  | at Colorado       | 42-60 | L   |
| M 9  | Utah              | 53-71 | L   |

**1946-47**

Record: 9-16  
 Conference: 3-9, 6th SC  
 Home: 6-4  
 Road: 1-11  
 Neutral: 2-1  
 Long Win Streak: 3  
 Long Loss Streak: 5  
 Coach: Floyd Millet

| DATE | OPPONENT            | SCORE | W/L |
|------|---------------------|-------|-----|
| N 30 | Alumni              | 70-54 | W   |
| D 4  | at Northern Arizona | 41-54 | L   |
| D 5  | vs. Arizona State   | 55-58 | L   |
| D 6  | vs. Arizona State   | 52-33 | W   |
| D 11 | Washington State    | 49-50 | L   |
| D 12 | Washington State    | 44-38 | W   |
| D 14 | Idaho State         | 50-39 | W   |
| D 20 | vs. San Francisco+  | 45-36 | W   |
| D 21 | at Nevada+          | 32-50 | L   |
| J 1  | at Long Island      | 59-62 | L   |
| J 4  | at Temple           | 57-55 | W   |
| J 6  | at Western Kentucky | 44-62 | L   |
| J 7  | at Western Kentucky | 40-59 | L   |
| J 17 | at Colorado         | 44-56 | L   |
| J 18 | at Denver           | 51-64 | L   |
| J 24 | Wyoming             | 44-51 | L   |
| J 31 | Colorado State      | 69-47 | W   |
| F 8  | Utah                | 54-62 | L   |
| F 14 | at Colorado State   | 48-51 | L   |
| F 15 | at Wyoming          | 47-70 | L   |
| F 21 | Colorado            | 47-36 | W   |
| F 22 | Utah State          | 62-40 | W   |
| F 28 | Denver              | 56-59 | L   |
| M 4  | at Utah State       | 49-52 | L   |
| M 8  | at Utah             | 66-82 | L   |

**1947-48**

Record: 16-11  
 Conference: 8-2, 1st SC  
 Home: 9-0  
 Road: 5-8  
 Neutral: 2-3  
 Postseason: 1-1  
 Long Win Streak: 6  
 Long Loss Streak: 4  
 Coach: Floyd Millet

| DATE | OPPONENT              | SCORE | W/L |
|------|-----------------------|-------|-----|
| N 29 | Alumni                | 65-54 | W   |
|      | at Camp Monmouth      | 60-30 | W   |
| D 4  | at CCNY (OT)          | 56-61 | L   |
| D 5  | at Syracuse           | 52-74 | L   |
| D 6  | at Niagara            | 54-53 | W   |
| D 8  | at West Virginia      | 51-68 | L   |
| D 9  | at Duquesne           | 39-51 | L   |
| D 15 | Arizona State         | 46-45 | W   |
| D 16 | Arizona State         | 48-45 | W   |
| D 26 | vs. Arkansas+         | 65-58 | W   |
| D 27 | vs. Syracuse+         | 45-53 | L   |
| D 30 | vs. Idaho+            | 41-42 | L   |
| J 2  | at Nevada             | 44-45 | L   |
| J 3  | at Nevada             | 57-64 | L   |
| J 10 | Ecuador               | 67-21 | W   |
| J 16 | Denver                | 75-69 | W   |
| J 17 | at Utah               | 65-63 | W   |
| J 23 | at Denver             | 53-58 | L   |
| J 24 | at Colorado State     | 64-51 | W   |
| J 26 | at Wyoming            | 45-39 | W   |
| J 31 | Utah State            | 66-47 | W   |
| F 7  | Wyoming               | 57-42 | W   |
| F 16 | Colorado State        | 79-48 | W   |
| F 21 | Utah                  | 55-51 | W   |
| F 28 | at Utah State         | 65-68 | L   |
| M 8  | vs. Delta State# (OT) | 66-61 | W   |
| M 10 | vs. Indiana State#    | 68-82 | L   |

+ Los Angeles Invitational  
 # National Intercollegiate Tour. (Kansas City)

**1948-49**

Record: 21-13  
 Conference: 12-8, 4th SC  
 Home: 10-2  
 Road: 8-8  
 Neutral: 3-3  
 Postseason: 1-1  
 Long Win Streak: 7  
 Long Loss Streak: 3  
 Vs. Ranked Teams: 3-2  
 Coach: Floyd Millet

| DATE | OPPONENT | SCORE | W/L |
|------|----------|-------|-----|
|------|----------|-------|-----|

|      |                |       |   |
|------|----------------|-------|---|
| N 20 | Alumni         | 64-49 | W |
| N 26 | at Idaho State | 58-43 | W |
| N 27 | at Idaho State | 52-46 | W |
| D 4  | at CCNY        | 57-70 | L |
| D 6  | at Muhlenberg  | 60-56 | W |
| D 8  | at Valparaiso  | 62-57 | W |
| D 10 | at La Salle    | 54-76 | L |
| D 17 | San Jose State | 60-47 | W |
| D 18 | San Jose State | 73-67 | W |
| D 29 | vs. Montana+   | 74-76 | L |
| D 30 | vs. Marshall+  | 64-83 | L |
| J 3  | vs. Nevada+    | 59-56 | W |
| J 4  | vs. Nevada+    | 61-57 | W |
| J 10 | Denver         | 48-50 | L |



**STAN WATTS**

Years: 1949-72 (23)  
 Record: 371-254 (.594)

|      |                           |       |   |
|------|---------------------------|-------|---|
| J 14 | at Wyoming                | 48-59 | L |
| J 15 | at Wyoming                | 38-58 | L |
| J 17 | at Denver                 | 51-48 | W |
| J 21 | Utah State                | 60-51 | W |
| J 22 | Utah State                | 64-56 | W |
| J 24 | Wyoming                   | 54-42 | W |
| J 29 | at No. 10 Utah            | 56-55 | W |
| J 31 | No. 10 Utah               | 65-45 | W |
| F 4  | at Colorado State         | 66-54 | W |
| F 5  | at Colorado State         | 54-62 | L |
| F 7  | at Denver                 | 54-68 | L |
| F 11 | at Utah State             | 54-58 | L |
| F 12 | at Utah State             | 67-54 | W |
| F 18 | at No. 14 Utah            | 49-58 | L |
| F 19 | No. 14 Utah               | 52-54 | L |
| F 21 | No. 19 Wyoming            | 50-48 | W |
| F 25 | Colorado State            | 79-49 | W |
| F 26 | Colorado State            | 72-52 | W |
| M 7  | vs. N.W. Oklahoma State#  | 79-50 | W |
| M 8  | vs. N.W. Louisiana State# | 57-59 | L |

+ Los Angeles Invitational  
 # NAIB Tournament (Kansas City)

**1949-50**

Record: 22-12  
 Conference: 14-6, 1st SC  
 Home: 10-0  
 Road: 9-8  
 Neutral: 3-4  
 Postseason: 1-1 NCAA  
 Long Win Streak: 8  
 Long Loss Streak: 5  
 Vs. Ranked Teams: 3-0  
 Coach: Stan Watts

| DATE | OPPONENT             | SCORE | W/L |
|------|----------------------|-------|-----|
| D 2  | at Idaho State       | 67-44 | W   |
| D 3  | at Idaho State       | 83-56 | W   |
| D 8  | at Regis             | 53-37 | W   |
| D 9  | vs. Wyoming          | 57-54 | W   |
| D 10 | at Denver            | 56-54 | W   |
| D 13 | vs. Culver-Stockton* | 69-57 | W   |
| D 15 | at Pepperdine*       | 39-45 | L   |
| D 16 | vs. Gonzaga*         | 41-46 | L   |
| D 29 | at Beloit*           | 61-63 | L   |
| D 31 | at Toledo*           | 51-66 | L   |
| J 2  | at Bowling Green     | 50-75 | L   |
| J 4  | at Loyola (Ill.)     | 54-45 | W   |

|      |                   |       |   |
|------|-------------------|-------|---|
| J 13 | at Wyoming        | 39-46 | L |
| J 14 | at Wyoming        | 27-53 | L |
| J 16 | at Denver         | 63-45 | W |
| J 20 | Denver            | 55-39 | W |
| J 21 | Utah State        | 71-41 | W |
| J 23 | at Utah State     | 48-47 | W |
| J 28 | at Utah           | 71-51 | W |
| J 30 | Utah              | 61-51 | W |
| F 3  | Colorado State    | 46-42 | W |
| F 4  | Colorado State    | 58-45 | W |
| F 10 | at Denver         | 46-54 | L |
| F 11 | at Colorado State | 30-40 | L |
| F 13 | at Colorado State | 46-55 | L |
| F 17 | at Utah           | 42-56 | L |
| F 18 | Utah              | 56-46 | W |
| F 24 | at Utah State     | 60-46 | W |
| F 25 | Utah State        | 63-35 | W |
| M 3  | No. 18 Wyoming    | 55-44 | W |
| M 4  | No. 18 Wyoming    | 70-52 | W |
| M 6  | Denver            | 75-50 | W |
| M 24 | vs. Baylor#       | 55-56 | L |
| M 25 | vs. No. 7 UCLA#   | 83-62 | W |

\* Los Angeles Invitational  
 # NCAA (Kansas City)

**1950-51**

Record: 28-9  
 Conference: 15-5, 1st SC  
 Home: 13-1  
 Road: 9-5  
 Neutral: 6-3  
 Postseason: 1-2 NCAA/3-0 NIT (NIT Champions)  
 Long Win Streak: 9  
 Long Loss Streak: 2  
 Highest Rank: 11th AP  
 Final Rank: 10th UPI, 11th AP  
 Vs. Ranked Teams: 5-2  
 Coach: Stan Watts

| DATE | OPPONENT                | SCORE | W/L |
|------|-------------------------|-------|-----|
| N 24 | Regis                   | 68-55 | W   |
| N 25 | Regis                   | 71-58 | W   |
| D 2  | at Niagara              | 84-69 | W   |
| D 5  | at CCNY                 | 69-71 | L   |
| D 7  | at Eastern Kentucky     | 63-58 | W   |
| D 9  | at Marshall             | 70-57 | W   |
| D 19 | Indiana State           | 75-72 | W   |
| D 20 | Indiana State           | 79-58 | W   |
| D 27 | vs. Utah*               | 49-58 | L   |
| D 29 | vs. New Mexico*         | 64-56 | W   |
| D 30 | vs. Colorado State*     | 77-52 | W   |
| J 5  | at Denver               | 53-47 | W   |
| J 6  | at Denver               | 41-42 | L   |
| J 8  | at No. 10 Wyoming       | 61-57 | W   |
| J 12 | at Utah State           | 72-59 | W   |
| J 13 | at Utah State           | 68-72 | L   |
| J 19 | No. 13 Wyoming          | 64-58 | W   |
| J 20 | No. 13 Wyoming          | 65-38 | W   |
| J 25 | Denver                  | 91-58 | W   |
| J 27 | Denver                  | 60-44 | W   |
| F 2  | Utah State              | 83-57 | W   |
| F 3  | Utah State              | 51-42 | W   |
| F 8  | Colorado State          | 70-42 | W   |
| F 9  | Colorado State          | 65-40 | W   |
| F 16 | at Utah                 | 73-60 | W   |
| F 17 | Utah                    | 49-54 | L   |
| F 23 | at Colorado State       | 50-45 | W   |
| F 24 | at Colorado State       | 60-51 | W   |
| F 26 | at Wyoming              | 49-50 | L   |
| M 2  | at Utah                 | 58-67 | L   |
| M 3  | Utah                    | 69-50 | W   |
| M 12 | vs. No. 10 St. Louis+   | 75-58 | W   |
| M 15 | vs. Seton Hall+         | 69-59 | W   |
| M 17 | vs. No. 13 Dayton+      | 62-43 | W   |
| M 21 | vs. San Jose State#     | 68-61 | W   |
| M 23 | vs. No. 4 Kansas State# | 54-64 | L   |
| M 24 | vs. No. 15 Washington#  | 67-80 | L   |

\* Conference Tournament  
 + NIT (New York)  
 # NCAA (Kansas City)

**1951-52**

Record: 14-10  
 Conference: 9-5, 2nd SC  
 Home: 8-2  
 Road: 6-6  
 Neutral: 0-2  
 Long Win Streak: 5  
 Long Loss Streak: 2  
 Vs. Ranked Teams: 0-2  
 Coach: Stan Watts

| DATE | OPPONENT | SCORE | W/L |
|------|----------|-------|-----|
| D 1  | Arizona  | 68-62 | W   |

# ALL-TIME SEASON RESULTS



|      |                     |       |   |
|------|---------------------|-------|---|
| D 3  | at Hamline          | 62-72 | L |
| D 6  | at St. John's       | 52-66 | L |
| D 8  | at Niagara          | 53-48 | W |
| D 10 | at Syracuse         | 58-63 | L |
| D 12 | at Toledo           | 58-57 | W |
| D 21 | Santa Clara         | 64-59 | W |
| D 22 | Santa Clara         | 66-61 | W |
| D 28 | vs. No. 1 Kentucky* | 64-84 | L |
| D 29 | vs. Villanova*      | 58-72 | L |
| J 11 | Denver              | 55-51 | W |
| J 12 | Montana             | 80-56 | W |
| J 19 | Colorado State      | 68-47 | W |
| J 24 | at Denver           | 59-53 | W |
| J 26 | at New Mexico       | 72-49 | W |
| F 1  | at Utah State       | 40-57 | L |
| F 2  | Utah                | 48-51 | L |
| F 8  | at Montana          | 50-47 | W |
| F 15 | Utah State          | 69-67 | W |
| F 16 | Wyoming             | 43-48 | L |
| F 23 | New Mexico          | 90-61 | W |
| F 29 | at Colorado State   | 75-65 | W |
| M 1  | at No. 16 Wyoming   | 49-55 | L |
| M 8  | at Utah             | 50-61 | L |

\* Sugar Bowl Tournament

## 1952-53

Record: 22-8  
 Conference: 11-3, 2nd SC  
 Home: 12-0  
 Road: 8-7  
 Neutral: 2-1  
 Postseason: 0-1 NIT  
 Long Win Streak: 7  
 Long Loss Streak: 2  
 Vs. Ranked Teams: 1-1  
 Coach: Stan Watts

| DATE | OPPONENT                 | SCORE | W/L |
|------|--------------------------|-------|-----|
| N 28 | at Idaho State           | 69-44 | W   |
| N 29 | at Idaho State           | 65-47 | W   |
| D 5  | Cal State-LA             | 82-49 | W   |
| D 6  | Cal State-LA             | 56-37 | L   |
| D 12 | San Francisco            | 53-52 | W   |
| D 16 | Washington State         | 64-44 | W   |
| D 19 | at Oregon State          | 69-66 | W   |
| D 20 | at Oregon State          | 65-67 | L   |
| D 22 | No. 17 St. Louis         | 86-69 | W   |
| D 27 | at Eastern Kentucky      | 67-69 | L   |
| D 29 | vs. Duke*                | 69-68 | W   |
| D 30 | vs. Wake Forest*         | 84-58 | W   |
| D 31 | at No. 9 N.C. State*     | 59-75 | L   |
| J 3  | at Utah State            | 72-66 | W   |
| J 8  | at Denver                | 55-54 | W   |
| J 10 | at New Mexico            | 73-57 | W   |
| J 16 | at Montana               | 51-56 | L   |
| J 23 | Wyoming                  | 71-42 | W   |
| J 24 | Colorado State           | 75-47 | W   |
| J 30 | Montana                  | 91-56 | W   |
| J 31 | Utah State               | 77-60 | W   |
| F 7  | at Saint Mary's (Calif.) | 78-50 | W   |
| F 8  | at Santa Clara           | 64-72 | L   |
| F 14 | Utah                     | 62-50 | W   |
| F 21 | at Utah                  | 73-50 | W   |
| F 27 | at Wyoming               | 59-63 | L   |
| F 28 | at Colorado State        | 57-63 | L   |
| M 5  | Denver                   | 69-40 | W   |
| M 6  | New Mexico               | 61-43 | W   |
| M 9  | vs. Niagara+             | 76-82 | L   |

\* Dixie Classic  
 + NIT (New York)

## 1953-54

Record: 18-11  
 Conference: 9-5, 3rd SC  
 Home: 12-2  
 Road: 6-6  
 Neutral: 0-3  
 Postseason: 0-1 NIT  
 Long Win Streak: 8  
 Long Loss Streak: 4  
 Highest Rank: 19th AP  
 Vs. Ranked Teams: 0-1  
 Coach: Stan Watts

| DATE | OPPONENT      | SCORE | W/L |
|------|---------------|-------|-----|
| D 4  | Idaho State   | 70-59 | W   |
| D 5  | Idaho State   | 63-50 | W   |
| D 11 | TCU           | 59-48 | W   |
| D 12 | TCU           | 71-61 | W   |
| D 18 | Murray State  | 77-65 | W   |
| D 19 | Murray State  | 89-66 | W   |
| D 22 | San Francisco | 68-61 | W   |
| D 26 | at Manhattan* | 75-58 | W   |
| D 28 | vs. Duquesne* | 47-69 | L   |

|      |                      |       |   |
|------|----------------------|-------|---|
| D 30 | vs. No. 13 La Salle* | 62-74 | L |
| J 2  | at Bradley           | 50-77 | L |
| J 5  | at Saint Louis       | 74-86 | L |
| J 8  | Denver               | 81-58 | W |
| J 9  | New Mexico           | 76-63 | W |
| J 14 | at Utah State        | 68-73 | L |
| J 16 | at Montana           | 71-62 | W |
| J 22 | Montana              | 62-54 | W |
| J 23 | Utah State           | 75-63 | W |
| J 29 | at Washington        | 89-79 | W |
| J 30 | at Washington        | 51-55 | L |
| F 12 | at Wyoming           | 47-63 | L |
| F 13 | at Colorado State    | 76-77 | L |
| F 19 | at Utah              | 85-76 | W |
| F 20 | Utah                 | 64-70 | L |
| F 26 | Wyoming              | 51-42 | W |
| F 27 | Colorado State       | 69-71 | L |
| M 4  | at New Mexico        | 84-79 | W |
| M 6  | at Denver            | 69-57 | W |
| M 8  | vs. St. Francis PA+  | 68-81 | L |

\* Holiday Festival  
 + NIT (New York)

## 1954-55

Record: 13-13  
 Conference: 10-4, 2nd SC  
 Home: 9-3  
 Road: 4-10  
 Long Win Streak: 5  
 Long Loss Streak: 3  
 Vs. Ranked Teams: 1-1  
 Coach: Stan Watts

| DATE | OPPONENT           | SCORE | W/L |
|------|--------------------|-------|-----|
| D 4  | at Colorado        | 66-88 | L   |
| D 6  | at Colorado        | 46-65 | L   |
| D 10 | Washington         | 44-64 | L   |
| D 11 | Washington (OT)    | 69-64 | W   |
| D 17 | Baylor             | 78-66 | W   |
| D 18 | Baylor             | 66-67 | L   |
| D 22 | Michigan           | 70-60 | W   |
| D 30 | at W. Kentucky     | 78-89 | L   |
| J 1  | at Murray St. (OT) | 85-86 | L   |
| J 4  | at Manhattan       | 75-78 | L   |
| J 6  | at New Mexico      | 92-62 | W   |
| J 8  | at Denver          | 90-68 | W   |
| J 14 | Montana            | 92-68 | W   |
| J 15 | Utah State         | 58-62 | L   |
| J 21 | at Colorado State  | 74-68 | W   |
| J 22 | at Wyoming         | 60-68 | L   |
| J 28 | at Oregon          | 71-82 | L   |
| J 29 | at Oregon          | 76-81 | L   |
| F 11 | No. 5 Utah (OT)    | 76-74 | W   |
| F 12 | at No. 5 Utah      | 71-78 | L   |
| F 17 | at Utah State      | 71-76 | L   |
| F 19 | at Montana         | 63-62 | W   |
| F 25 | Colorado State     | 94-65 | W   |
| F 26 | Wyoming            | 75-62 | W   |
| M 4  | Denver             | 78-62 | W   |
| M 5  | New Mexico         | 74-48 | W   |

## 1955-56

Record: 18-8  
 Conference: 10-4, 2nd SC  
 Home: 12-2  
 Road: 5-6  
 Neutral: 1-0  
 Long Win Streak: 6  
 Long Loss Streak: 2  
 Highest Rank: 5th AP  
 Vs. Ranked Teams: 0-2  
 Coach: Stan Watts

| DATE | OPPONENT                      | SCORE | W/L |
|------|-------------------------------|-------|-----|
| D 2  | UCLA                          | 75-58 | W   |
| D 3  | UCLA                          | 67-65 | W   |
| D 9  | Oregon                        | 72-61 | W   |
| D 10 | Oregon                        | 83-52 | W   |
| D 16 | Colorado                      | 70-53 | W   |
| D 17 | Colorado                      | 84-53 | W   |
| D 21 | at No. 2 North Carolina State | 81-95 | L   |
| D 22 | at Wake Forest                | 80-86 | L   |
| D 27 | vs. Toledo*                   | 89-70 | W   |
| D 28 | at Detroit*                   | 99-77 | W   |
| D 30 | at Michigan                   | 79-80 | L   |
| J 6  | at Montana                    | 73-64 | W   |
| J 13 | Colorado State                | 61-49 | W   |
| J 14 | Wyoming                       | 74-48 | W   |
| J 21 | No. 14 Oklahoma City          | 60-62 | L   |
| J 28 | at Utah State                 | 56-63 | L   |
| F 3  | New Mexico                    | 87-53 | W   |
| F 4  | Denver                        | 81-65 | W   |
| F 9  | Utah State                    | 92-62 | W   |
| F 11 | at Utah                       | 63-82 | L   |

|      |                   |       |   |
|------|-------------------|-------|---|
| F 17 | at Colorado State | 59-70 | L |
| F 18 | at Wyoming        | 78-67 | W |
| F 24 | Utah              | 77-82 | L |
| F 25 | Montana           | 95-73 | W |
| M 1  | at New Mexico     | 75-69 | W |
| M 3  | at Denver         | 96-86 | W |

\* Motor City Tournament

## 1956-57

Record: 19-9  
 Conference: 11-3, 1st SC  
 Home: 11-1  
 Road: 6-6  
 Neutral: 2-2  
 Postseason: 1-1 NCAA  
 Long Win Streak: 7  
 Long Loss Streak: 3  
 Highest Rank: 14th UPI  
 Final Rank: 14th UPI  
 Vs. Ranked Teams: 1-1  
 Coach: Stan Watts

| DATE | OPPONENT                | SCORE | W/L |
|------|-------------------------|-------|-----|
| N 20 | Oregon State            | 55-62 | L   |
| D 1  | Washington              | 70-66 | W   |
| D 6  | at Iowa State           | 48-57 | L   |
| D 8  | at Michigan State       | 61-79 | L   |
| D 14 | at UCLA                 | 69-74 | L   |
| D 15 | at UCLA                 | 59-58 | W   |
| D 21 | Bowling Green           | 73-56 | W   |
| D 22 | Bowling Green           | 78-69 | W   |
| D 26 | at St. John's*          | 89-75 | W   |
| D 28 | vs. Notre Dame*         | 66-91 | L   |
| D 29 | vs. Ohio State          | 84-78 | W   |
| J 4  | Montana                 | 85-68 | W   |
| J 11 | at Colorado State       | 66-61 | W   |
| J 12 | at Wyoming              | 82-71 | W   |
| J 18 | at Utah State           | 75-76 | L   |
| J 25 | Utah State              | 93-76 | W   |
| J 26 | Saint Mary's (Calif.)   | 69-65 | W   |
| F 2  | at Denver               | 74-65 | W   |
| F 4  | at New Mexico           | 73-60 | W   |
| F 10 | Utah                    | 81-77 | W   |
| F 15 | Colorado State          | 81-66 | W   |
| F 16 | Wyoming                 | 69-47 | W   |
| F 21 | at Utah                 | 66-88 | L   |
| F 23 | at Montana              | 63-71 | L   |
| M 1  | New Mexico              | 67-41 | W   |
| M 2  | Denver                  | 65-51 | W   |
| M 15 | vs. No. 13 California#  | 59-86 | L   |
| M 16 | vs. No. 16 Idaho State# | 65-54 | W   |

\* Holiday Festival Tournament

# NCAA (Corvallis)

## 1957-58

Record: 13-13  
 Conference: 9-5, 72nd SC  
 Home: 8-4  
 Road: 5-9  
 Long Win Streak: 8  
 Long Loss Streak: 5  
 Coach: Stan Watts

| DATE | OPPONENT                | SCORE | W/L |
|------|-------------------------|-------|-----|
| D 6  | at Washington           | 45-43 | W   |
| D 7  | at Washington           | 52-63 | L   |
| D 12 | Iowa State              | 45-54 | L   |
| D 14 | Portland                | 63-54 | W   |
| D 21 | Oregon                  | 55-63 | L   |
| D 23 | Oregon                  | 76-79 | L   |
| D 28 | at Tennessee            | 68-83 | L   |
| D 30 | at Alabama              | 74-77 | L   |
| J 2  | at Vanderbilt           | 56-89 | L   |
| J 3  | at Loyola (New Orleans) | 90-84 | W   |
| J 10 | at Montana              | 69-71 | L   |
| J 11 | at Montana State        | 64-80 | L   |
| J 17 | Colorado State          | 90-80 | W   |
| J 18 | Wyoming                 | 62-50 | W   |
| J 24 | at Utah                 | 81-67 | W   |
| J 31 | at Utah State           | 67-55 | W   |
| F 1  | Montana State           | 67-53 | W   |
| F 7  | New Mexico              | 66-53 | W   |
| F 8  | Denver                  | 72-60 | W   |
| F 15 | Utah State              | 69-66 | W   |
| F 21 | at Wyoming              | 46-74 | L   |
| F 22 | at Colorado State       | 49-74 | L   |
| F 27 | Utah                    | 56-74 | L   |
| M 1  | Montana                 | 81-73 | W   |
| M 6  | at Denver               | 57-65 | L   |
| M 8  | at New Mexico           | 77-54 | W   |

## 1958-59

Record: 15-11  
 Conference: 8-6, 4th SC

Home: 11-2  
 Road: 4-7  
 Neutral: 0-2  
 Long Win Streak: 5  
 Long Loss Streak: 3  
 Vs. Ranked Teams: 1-1  
 Coach: Stan Watts

| DATE | OPPONENT              | SCORE  | W/L |
|------|-----------------------|--------|-----|
| D 3  | at Portland           | 77-72  | W   |
| D 5  | at Oregon (OT)        | 75-79  | L   |
| D 6  | at Oregon             | 67-71  | L   |
| D 12 | Washington State      | 72-59  | W   |
| D 15 | No. 3 Kansas State    | 77-68  | W   |
| D 19 | Santa Clara           | 80-59  | W   |
| D 20 | Santa Clara           | 75-65  | W   |
| D 22 | Saint Mary's (Calif.) | 72-67  | W   |
| D 27 | vs. Dartmouth*        | 75-88  | L   |
| D 29 | vs. Seton Hall* (OT)  | 80-82  | L   |
| J 1  | at Ohio State         | 81-100 | L   |
| J 3  | at Dayton             | 70-62  | W   |
| J 10 | Montana               | 82-59  | W   |
| J 16 | at Colorado State     | 62-72  | L   |
| J 17 | at Wyoming            | 73-71  | W   |
| J 23 | No. 20 Utah           | 56-70  | L   |
| J 30 | Utah State            | 77-54  | W   |
| F 5  | at New Mexico         | 85-77  | W   |
| F 7  | at Denver             | 90-101 | L   |
| F 14 | at Utah State         | 67-74  | L   |
| F 20 | Wyoming               | 78-43  | W   |
| F 21 | Colorado State        | 88-63  | W   |
| F 26 | Utah (OT)             | 74-76  | L   |
| F 28 | at Montana            | 68-93  | L   |
| M 6  | Denver                | 72-67  | W   |
| M 7  | New Mexico            | 92-62  | W   |

\* Queen City Invitational

**1959-60**

Record: 8-17  
 Conference: 5-9, 5th SC  
 Home: 4-7  
 Road: 3-10  
 Neutral: 1-0  
 Long Win Streak: 5  
 Long Loss Streak: 1  
 Vs. Ranked Teams: 0-5  
 Coach: Stan Watts

| DATE | OPPONENT                     | SCORE  | W/L |
|------|------------------------------|--------|-----|
| D 4  | Washington                   | 54-52  | W   |
| D 5  | Washington                   | 52-60  | L   |
| D 11 | at UCLA                      | 42-62  | L   |
| D 12 | at So. California            | 61-79  | L   |
| D 18 | at Kansas State              | 55-86  | L   |
| D 19 | at Kansas                    | 64-96  | L   |
| D 21 | Michigan State               | 79-75  | W   |
| D 22 | No. 3 Ohio State             | 79-91  | L   |
| D 28 | at Miami (Fla.)              | 93-110 | L   |
| D 29 | vs. Florida                  | 74-65  | W   |
| J 2  | at Loyola (New Orleans) (OT) | 76-84  | L   |
| J 9  | at Montana                   | 63-58  | W   |
| J 15 | Colorado State               | 51-53  | L   |
| J 16 | Wyoming                      | 73-52  | W   |
| J 22 | at No. 7 Utah                | 69-76  | L   |
| J 29 | at No. 9 Utah State          | 53-84  | L   |
| F 5  | New Mexico                   | 95-67  | W   |
| F 6  | Denver                       | 66-86  | L   |
| F 13 | No. 7 Utah State             | 64-75  | L   |
| F 19 | at Wyoming                   | 75-70  | W   |
| F 20 | at Colorado State            | 53-65  | L   |
| F 25 | No. 5 Utah                   | 75-87  | L   |
| F 27 | Montana                      | 67-87  | L   |
| M 3  | at Denver                    | 68-88  | L   |
| M 5  | at New Mexico                | 75-69  | W   |

**1960-61**

Record: 15-11  
 Conference: 9-5, 3rd SC  
 Home: 10-4  
 Road: 4-6  
 Neutral: 1-1  
 Long Win Streak: 4  
 Long Loss Streak: 2  
 Vs. Ranked Teams: 1-1  
 Coach: Stan Watts

| DATE | OPPONENT         | SCORE  | W/L |
|------|------------------|--------|-----|
| D 2  | at Washington    | 65-63  | W   |
| D 3  | at Washington    | 54-74  | L   |
| D 9  | Oklahoma         | 56-60  | L   |
| D 10 | Miami (Fla.)     | 112-80 | W   |
| D 12 | TCU              | 74-65  | W   |
| D 15 | Memphis State    | 72-75  | L   |
| D 17 | New Mexico State | 65-69  | L   |

|      |                      |       |   |
|------|----------------------|-------|---|
| D 20 | No. 20 Kansas        | 80-70 | W |
| D 22 | Kent State           | 66-51 | W |
| D 27 | at No. 5 Louisville  | 67-95 | L |
| D 29 | vs. Citadel*         | 83-94 | L |
| D 30 | vs. Louisiana State* | 67-57 | L |
| J 7  | Montana              | 74-66 | W |
| J 13 | at Colorado State    | 49-73 | L |
| J 14 | at Wyoming           | 71-79 | L |
| J 20 | Utah                 | 91-86 | W |
| J 27 | Utah State           | 75-57 | W |
| F 2  | at New Mexico        | 97-76 | W |
| F 4  | at Denver            | 89-60 | W |
| F 13 | at Utah State        | 73-94 | L |
| F 17 | Wyoming              | 89-80 | W |
| F 18 | Colorado State       | 58-65 | L |
| F 23 | at Utah              | 80-95 | L |
| F 25 | at Montana           | 72-64 | W |
| M 3  | Denver               | 74-67 | W |
| M 4  | New Mexico           | 70-65 | W |

\* Poinsettia Tournament

**1961-62**

Record: 10-16  
 Conference: 5-9, 4th SC  
 Home: 8-4  
 Road: 2-12  
 Long Win Streak: 2  
 Long Loss Streak: 3  
 Coach: Stan Watts

| DATE | OPPONENT            | SCORE   | W/L |
|------|---------------------|---------|-----|
| D 1  | UCLA                | 68-66   | W   |
| D 2  | UCLA                | 86-83   | W   |
| D 8  | at Santa Clara      | 53-64   | L   |
| D 9  | at Santa Clara      | 55-72   | L   |
| D 15 | at Oklahoma State   | 44-61   | L   |
| D 16 | at Oklahoma         | 81-74   | W   |
| D 18 | Air Force           | 66-68   | L   |
| D 20 | San Jose State*     | 54-60   | W   |
| D 22 | Pacific             | 69-67   | W   |
| D 27 | at New Mexico State | 64-70   | L   |
| D 29 | at Arizona          | 58-60   | L   |
| D 30 | at Arizona State    | 54-94   | L   |
| J 6  | at Montana          | 63-59   | W   |
| J 12 | Wyoming             | 73-63   | W   |
| J 13 | Colorado State      | 69-75   | L   |
| J 23 | at Utah             | 89-94   | L   |
| J 26 | at Utah State       | 69-88   | L   |
| F 2  | Denver              | 98-73   | W   |
| F 3  | New Mexico          | 76-74   | W   |
| F 10 | Utah State          | 70-80   | L   |
| F 15 | at Colorado State   | 65-73   | L   |
| F 17 | at Wyoming          | 71-87   | L   |
| F 22 | Montana             | 80-66   | W   |
| F 24 | Utah                | 101-106 | L   |
| M 1  | at New Mexico       | 70-80   | L   |
| M 3  | at Denver           | 88-91   | L   |

\* SJSU forfeited game

**1962-63**

Record: 12-14  
 Conference: 6-4, 2nd WAC  
 Home: 7-7  
 Road: 4-7  
 Neutral: 1-0  
 Long Win Streak: 4  
 Long Loss Streak: 5  
 Vs. Ranked Teams: 0-3  
 Coach: Stan Watts

| DATE | OPPONENT               | SCORE  | W/L |
|------|------------------------|--------|-----|
| N 30 | at Oregon              | 80-75  | W   |
| D 1  | Oregon                 | 62-80  | L   |
| D 7  | Oklahoma City          | 71-79  | L   |
| D 8  | Oklahoma City          | 61-70  | L   |
| D 14 | Wichita State          | 61-67  | L   |
| D 15 | Wichita State (OT)     | 89-91  | L   |
| D 21 | Baylor                 | 79-65  | W   |
| D 22 | Baylor                 | 75-57  | W   |
| D 26 | at La Salle*           | 84-73  | W   |
| D 28 | vs. Providence*        | 81-78  | W   |
| D 29 | at St. Joseph's*       | 64-76  | L   |
| D 31 | at No. 2 Ohio State    | 91-97  | L   |
| J 2  | at Memphis State       | 76-99  | L   |
| J 5  | at Utah State          | 58-69  | L   |
| J 11 | at No. 3 Arizona State | 84-89  | L   |
| J 12 | at Arizona             | 80-75  | W   |
| J 19 | Utah                   | 71-53  | W   |
| J 26 | Utah State             | 67-70  | L   |
| F 2  | Montana                | 83-80  | W   |
| F 8  | New Mexico             | 76-73  | W   |
| F 9  | Wyoming                | 89-77  | W   |
| F 15 | Arizona                | 77-72  | W   |
| F 16 | No. 5 Arizona State    | 87-104 | L   |

|      |               |         |   |
|------|---------------|---------|---|
| F 23 | at Utah       | 100-106 | L |
| F 28 | at Wyoming    | 80-76   | W |
| M 2  | at New Mexico | 59-84   | L |

\* Quaker City Tournament

**1963-64**

Record: 13-12  
 Conference: 5-5, 3rd WAC  
 Home: 7-4  
 Road: 4-7  
 Neutral: 2-1  
 Long Win Streak: 4  
 Long Loss Streak: 3  
 Vs. Ranked Teams: 0-1  
 Coach: Stan Watts

| DATE | OPPONENT               | SCORE  | W/L |
|------|------------------------|--------|-----|
| D 6  | at UCLA                | 71-113 | L   |
| D 7  | at So. California      | 74-67  | W   |
| D 12 | Oklahoma State         | 64-71  | L   |
| D 14 | Air Force              | 61-65  | L   |
| D 20 | Rice                   | 89-78  | W   |
| D 23 | Michigan State         | 95-90  | W   |
| D 27 | vs. Seattle*           | 77-74  | W   |
| D 28 | vs. Oregon*            | 80-70  | W   |
| D 30 | vs. No. 9 Oregon State | 58-68  | L   |
| J 2  | at Montana             | 89-65  | W   |
| J 4  | at Montana State       | 96-83  | W   |
| J 10 | New Mexico             | 57-59  | L   |
| J 11 | Wyoming                | 96-91  | W   |
| J 18 | at Denver              | 65-71  | L   |
| J 25 | at Utah State          | 90-105 | L   |
| J 31 | Utah State             | 73-90  | L   |
| F 1  | Denver                 | 57-56  | W   |
| F 8  | at Utah                | 89-91  | L   |
| F 14 | at Arizona State       | 85-110 | L   |
| F 15 | at Arizona             | 67-80  | L   |
| F 22 | Utah                   | 75-72  | W   |
| F 28 | Arizona State          | 106-90 | W   |
| F 29 | Arizona                | 84-71  | W   |
| M 5  | at New Mexico          | 80-84  | L   |
| M 7  | at Wyoming             | 96-90  | W   |

\* Far West Classic

**1964-65**

Record: 21-7  
 Conference: 8-2, 1st WAC  
 Home: 13-2  
 Road: 6-4  
 Neutral: 2-1  
 Postseason: 0-2 NCAA  
 Long Win Streak: 7  
 Long Loss Streak: 2  
 Highest Rank: 9th AP  
 Final Rank: 9th AP  
 Vs. Ranked Teams: 0-3  
 Coach: Stan Watts

| DATE | OPPONENT               | SCORE   | W/L |
|------|------------------------|---------|-----|
| D 4  | Oregon                 | 99-70   | W   |
| D 5  | Oregon                 | 98-79   | W   |
| D 11 | at No. 2 Wichita State | 76-93   | L   |
| D 12 | at No. 2 Wichita State | 65-81   | L   |
| D 18 | Santa Clara            | 102-82  | W   |
| D 19 | Santa Clara            | 109-80  | W   |
| D 22 | Ohio State             | 112-71  | W   |
| D 28 | vs. Creighton*         | 109-74  | W   |
| D 29 | vs. DePaul*            | 75-84   | L   |
| D 30 | vs. Xavier*            | 115-103 | W   |
| J 6  | Seattle                | 92-72   | W   |
| J 9  | at Utah State          | 99-90   | W   |
| J 15 | at Arizona             | 73-75   | L   |
| J 16 | at Arizona State       | 111-102 | W   |
| J 23 | Utah                   | 98-67   | W   |
| J 29 | at Air Force           | 110-77  | W   |
| J 30 | at Denver              | 96-85   | W   |
| F 4  | Marquette              | 91-64   | W   |
| F 6  | Utah State             | 89-80   | W   |
| F 11 | at Wyoming             | 96-94   | W   |
| F 13 | at New Mexico          | 70-89   | L   |
| F 20 | at Utah                | 108-99  | W   |
| F 26 | Arizona                | 92-88   | W   |
| F 27 | Arizona State          | 104-91  | W   |
| M 5  | Wyoming                | 102-87  | W   |
| M 6  | New Mexico             | 70-67   | W   |
| M 13 | No. 2 UCLA#            | 76-100  | L   |
| M 14 | Oklahoma City#         | 102-112 | L   |

\* All College Tournament

# NCAA (Provo)

**1965-66**

Record: 20-5  
 Conference: 6-4, 2nd WAC  
 Home: 10-1

# ALL-TIME SEASON RESULTS



Road: 5-5  
Neutral: 5-0  
Postseason: 3-0 (NIT Champions)  
Long Win Streak: 6  
Long Loss Streak: 2  
Highest Rank: 6th AP  
Vs. Ranked Teams: 1-0  
Coach: Stan Watts

| DATE             | OPPONENT            | SCORE   | W/L |
|------------------|---------------------|---------|-----|
| D 3              | Illinois            | 109-98  | W   |
| D 4              | Houston             | 111-82  | W   |
| D 10             | at Americas (exh.)  | 123-66  | W   |
| D 17             | at Santa Clara      | 103-85  | W   |
| D 18             | at Santa Clara      | 87-79   | W   |
| D 21             | No. 2 St. Joseph's  | 103-83  | W   |
| D 27             | at La Salle         | 69-71   | L   |
| D 29             | vs. St. Bonaventure | 99-87   | W   |
| D 30             | vs. Cornell         | 105-92  | W   |
| J 7              | Arizona State       | 95-81   | W   |
| J 8              | Arizona             | 87-74   | W   |
| J 13             | at New Mexico       | 78-81   | L   |
| J 15             | at Wyoming          | 101-107 | L   |
| J 22             | Utah State          | 115-81  | W   |
| F 5              | at Utah             | 94-93   | W   |
| F 11             | at Utah State       | 96-88   | W   |
| F 12             | Denver              | 102-76  | W   |
| F 18             | at Arizona State    | 94-101  | L   |
| F 19             | at Arizona          | 62-76   | L   |
| F 25             | New Mexico          | 89-60   | W   |
| F 26             | Wyoming             | 98-90   | W   |
| M 5              | Utah                | 115-100 | W   |
| M 14             | vs. Temple+         | 90-78   | W   |
| M 17             | vs. Army+           | 66-60   | W   |
| M 19             | vs. NYU+            | 97-84   | W   |
| + NIT (New York) |                     |         |     |

## 1966-67

Record: 14-10  
Conference: 8-2, T1st WAC  
Home: 10-0  
Road: 3-7  
Neutral: 1-3  
Long Win Streak: 5  
Long Loss Streak: 2  
Highest Rank: 7th AP  
Vs. Ranked Teams: 1-2  
Coach: Stan Watts

| DATE | OPPONENT             | SCORE  | W/L |
|------|----------------------|--------|-----|
| D 2  | New Mexico State     | 97-66  | W   |
| D 9  | Denver               | 87-64  | W   |
| D 10 | St. Mary's (Calif.)  | 108-57 | W   |
| D 16 | at Seattle (OT)      | 83-85  | L   |
| D 17 | at Oregon State      | 76-92  | L   |
| D 20 | Loyola (Ill.)        | 113-98 | W   |
| D 26 | vs. St. Joseph's*    | 61-67  | L   |
| D 27 | vs. St. Bonaventure* | 96-84  | W   |
| D 30 | at No. 8 St. John's* | 73-76  | L   |
| J 2  | at Marquette         | 70-81  | L   |
| J 6  | Utah State           | 92-66  | W   |
| J 13 | at Arizona           | 77-64  | W   |
| J 14 | at Arizona St. (OT)  | 78-74  | W   |
| J 20 | Wyoming              | 97-75  | W   |
| J 21 | No. 9 New Mexico     | 89-73  | W   |
| J 28 | vs. No. 6 UTEP       | 76-85  | L   |
| F 4  | at Utah State        | 88-113 | L   |
| F 11 | at Utah              | 64-62  | W   |
| F 17 | Utah                 | 61-60  | W   |
| F 23 | at New Mexico        | 75-97  | L   |
| F 25 | at Wyoming           | 56-67  | L   |
| M 3  | Arizona State        | 110-93 | W   |
| M 4  | Arizona              | 70-58  | W   |
| M 11 | vs. Wyoming          | 63-70  | L   |

## 1967-68

Record: 13-12  
Conference: 4-6, T4th WAC  
Home: 8-2  
Road: 2-10  
Neutral: 3-0  
Long Win Streak: 3  
Long Loss Streak: 3  
Vs. Ranked Teams: 0-3  
Coach: Stan Watts

| DATE | OPPONENT         | SCORE  | W/L |
|------|------------------|--------|-----|
| D 2  | at Denver        | 88-78  | W   |
| D 4  | Texas Tech       | 72-58  | W   |
| D 9  | Texas            | 63-50  | W   |
| D 14 | at Illinois      | 55-63  | L   |
| D 16 | at No. 2 Houston | 69-102 | L   |
| D 22 | Santa Clara      | 75-80  | L   |

|      |                     |         |   |
|------|---------------------|---------|---|
| D 23 | Santa Clara         | 91-46   | W |
| D 28 | vs. Xavier*         | 87-75   | W |
| D 29 | vs. Virginia Tech*  | 97-64   | W |
| D 30 | at Oklahoma City*   | 88-91   | L |
| J 1  | at St. Joseph's     | 74-88   | L |
| J 6  | Utah State          | 104-98  | W |
| J 12 | Arizona             | 72-62   | W |
| J 13 | Arizona State       | 94-78   | W |
| J 18 | at Wyoming          | 70-81   | L |
| J 20 | at No. 6 New Mexico | 69-84   | L |
| J 26 | vs. UTEP            | 81-59   | W |
| J 27 | at Loyola (Ill.)    | 65-67   | L |
| F 1  | at Utah State       | 118-103 | W |
| F 10 | at Utah             | 89-91   | L |
| F 16 | No. 5 New Mexico    | 67-76   | L |
| F 17 | Wyoming             | 101-77  | W |
| F 24 | Utah                | 93-90   | W |
| M 1  | at Arizona State    | 97-99   | L |
| M 2  | at Arizona          | 85-96   | L |

## 1968-69

Record: 16-12  
Conference: 6-4, T1st WAC  
Home: 11-1  
Road: 2-9  
Neutral: 3-2  
Postseason: 0-1 NCAA  
Long Win Streak: 5  
Long Loss Streak: 2  
Vs. Ranked Teams: 0-2  
Coach: Stan Watts

| DATE | OPPONENT            | SCORE  | W/L |
|------|---------------------|--------|-----|
| N 30 | So. California      | 95-86  | W   |
| D 5  | at New Mexico St.   | 65-83  | L   |
| D 7  | Seattle             | 102-90 | W   |
| D 13 | at San Francisco*   | 75-79  | L   |
| D 14 | vs. No. 12 Houston* | 75-98  | L   |
| D 20 | Oregon State        | 89-67  | W   |
| D 21 | Denver              | 97-67  | W   |
| D 23 | Syracuse            | 73-77  | L   |
| D 26 | vs. California ^    | 82-74  | W   |
| D 28 | vs. Oregon ^ (OT)   | 74-82  | L   |
| D 30 | vs. Oregon State ^  | 69-64  | W   |
| J 3  | at Stanford         | 95-89  | W   |
| J 4  | at Stanford         | 78-94  | L   |
| J 11 | at Utah State       | 84-91  | L   |
| J 16 | Wyoming             | 89-78  | W   |
| J 18 | New Mexico          | 75-65  | W   |
| J 23 | at Arizona          | 70-76  | L   |
| J 25 | at Arizona State    | 94-109 | L   |
| J 30 | Utah State          | 113-82 | W   |
| F 1  | St. Francis         | 98-85  | W   |
| F 8  | Utah                | 73-67  | W   |
| F 13 | Arizona St.         | 102-89 | W   |
| F 15 | Arizona             | 70-66  | W   |
| F 22 | at Utah             | 85-98  | W   |
| F 27 | at New Mexico (OT)  | 77-71  | W   |
| M 1  | at Wyoming          | 69-79  | L   |
| M 5  | vs. Wyoming         | 95-82  | W   |
| M 8  | at New Mexico St. # | 62-74  | L   |

\* Cable Car Classic  
^ Far West Classic  
# NCAA (Las Cruces)

## 1969-70

Record: 8-18  
Conference: 4-10, 7th WAC  
Home: 6-6  
Road: 1-10  
Neutral: 1-2  
Long Win Streak: 2  
Long Loss Streak: 7  
Vs. Ranked Teams: 0-2  
Coach: Stan Watts

| DATE | OPPONENT                  | SCORE  | W/L |
|------|---------------------------|--------|-----|
| D 5  | California                | 98-79  | W   |
| D 6  | California                | 75-77  | L   |
| D 11 | No. 3 New Mexico St. (OT) | 78-80  | L   |
| D 13 | San Jose State            | 92-77  | W   |
| D 18 | at Texas Tech             | 88-81  | W   |
| D 20 | at Texas (2OT)            | 73-76  | L   |
| D 22 | at Denver                 | 56-73  | L   |
| D 27 | vs. Cornell*              | 62-68  | L   |
| D 29 | vs. Georgia* (2OT)        | 89-82  | W   |
| D 30 | vs. Wake Forest*          | 93-108 | L   |
| J 3  | at Utah                   | 76-82  | L   |
| J 8  | at Arizona                | 77-90  | L   |
| J 10 | at Arizona State          | 88-98  | L   |
| J 15 | at Utah State             | 94-97  | L   |
| J 24 | Utah                      | 81-91  | L   |
| J 29 | New Mexico                | 77-90  | L   |

|      |                   |       |   |
|------|-------------------|-------|---|
| J 31 | UTEP              | 87-72 | W |
| F 5  | at Colorado State | 71-94 | L |
| F 7  | at Wyoming        | 73-98 | L |
| F 12 | Arizona State     | 97-91 | W |
| F 14 | Arizona           | 93-78 | W |
| F 19 | Wyoming           | 71-73 | L |
| F 21 | Colorado State    | 96-84 | W |
| F 26 | at UTEP           | 70-81 | L |
| F 28 | at New Mexico     | 68-82 | L |
| M 4  | No. 18 Utah State | 73-86 | L |

## \* Quaker City Tournament

## 1970-71

Record: 18-11  
Conference: 10-4, 1st WAC  
Home: 12-0  
Road: 5-9  
Neutral: 1-2  
Postseason: 0-2 NCAA  
Long Win Streak: 5  
Long Loss Streak: 3  
Highest Rank: 20th AP  
Final Rank: 20th AP  
Vs. Ranked Teams: 3-3  
Coach: Stan Watts

| DATE | OPPONENT                   | SCORE  | W/L |
|------|----------------------------|--------|-----|
| D 4  | Stanford                   | 70-62  | W   |
| D 5  | Stanford                   | 85-64  | W   |
| D 7  | New Mexico State           | 86-75  | W   |
| D 11 | at No. 9 So. California    | 65-101 | L   |
| D 12 | at Oregon State            | 80-99  | L   |
| D 14 | at Seattle                 | 80-99  | L   |
| D 16 | Denver                     | 100-72 | W   |
| D 19 | No. 15 Utah State          | 111-83 | W   |
| D 22 | at Santa Clara*            | 68-67  | W   |
| D 29 | vs. No. 11 Villanova* (OT) | 102-93 | W   |
| D 30 | at Hawaii*                 | 90-94  | L   |
| J 8  | at New Mexico              | 72-62  | W   |
| J 9  | at UTEP                    | 64-66  | L   |
| J 15 | Colorado State             | 75-73  | W   |
| J 17 | Wyoming                    | 82-68  | W   |
| J 23 | at No. 12 Utah State       | 70-72  | L   |
| J 28 | at Arizona State           | 86-87  | L   |
| J 30 | at Arizona                 | 76-81  | L   |
| F 6  | Utah                       | 103-89 | W   |
| F 11 | UTEP                       | 75-48  | W   |
| F 13 | New Mexico                 | 70-68  | W   |
| F 19 | at Wyoming                 | 72-78  | L   |
| F 20 | at Colo. St. (2OT)         | 98-92  | W   |
| F 26 | Arizona                    | 95-83  | W   |
| F 27 | Arizona State              | 83-74  | W   |
| M 6  | at Utah                    | 98-87  | W   |
| M 13 | at No. 16 Utah State       | 91-82  | W   |
| M 18 | vs. No. 1 UCLA#            | 73-91  | L   |
| M 20 | vs. Pacific#               | 81-84  | L   |

\* Rainbow Classic  
# NCAA (Salt Lake City)

## 1971-72

Record: 21-5  
Conference: 12-2, 1st WAC  
Home: 12-0  
Road: 7-3  
Neutral: 2-2  
Postseason: 0-1 NCAA  
Long Win Streak: 10  
Long Loss Streak: 1  
Highest Rank: 6th AP  
Final Rank: 9th AP  
Vs. Ranked Teams: 0-2  
Coach: Stan Watts

| DATE | OPPONENT           | SCORE   | W/L |
|------|--------------------|---------|-----|
| D 3  | Kansas State*      | 78-72   | W   |
| D 4  | St. Joseph's*      | 73-72   | W   |
| D 9  | New Mexico State   | 90-80   | W   |
| D 11 | Creighton          | 96-68   | W   |
| D 15 | at Oklahoma State  | 84-74   | W   |
| D 17 | at Kansas ^        | 67-83   | L   |
| D 18 | vs. Cincinnati ^   | 82-79   | W   |
| D 22 | at Utah State      | 87-84   | W   |
| D 28 | vs. No. 7 Indiana+ | 50-61   | L   |
| D 29 | vs. Rice+          | 96-73   | W   |
| J 7  | Arizona State      | 111-102 | W   |
| J 8  | Arizona            | 88-67   | W   |
| J 15 | at Utah            | 67-61   | W   |
| J 22 | Utah State         | 101-82  | W   |
| J 27 | at Colorado State  | 75-68   | W   |
| J 29 | at Wyoming         | 101-74  | W   |
| F 3  | New Mexico         | 70-62   | W   |
| F 5  | UTEP (2OT)         | 57-53   | W   |
| F 11 | at Arizona         | 86-78   | W   |
| F 12 | at Arizona State   | 95-99   | L   |



|                          |                                  |        |   |
|--------------------------|----------------------------------|--------|---|
| F 19                     | Utah                             | 79-66  | W |
| F 25                     | Wyoming                          | 70-56  | W |
| F 26                     | Colorado State                   | 105-85 | W |
| M 3                      | at UTEP                          | 69-73  | L |
| M 4                      | at New Mexico                    | 61-60  | W |
| M 11                     | vs. No. 5 Long Beach State# (OT) | 90-95  | L |
| * BYU Basketball Classic |                                  |        |   |
| ^ Jayhawk Classic        |                                  |        |   |
| + Old Dominion Classic   |                                  |        |   |
| # NCAA (Pocatello)       |                                  |        |   |

**1972-73**



**GLENN POTTER**  
 Years: 1972-75 (3)  
 Record: 42-36 (.538)

Record: 19-7  
 Conference: 9-5, T2nd WAC  
 Home: 11-3  
 Road: 5-3  
 Neutral: 3-1  
 Long Win Streak: 9  
 Long Loss Streak: 2  
 Highest Rank: 12th AP  
 Vs. Ranked Teams: 2-1  
 Coach: Glenn Potter

| DATE | OPPONENT                    | SCORE  | W/L |
|------|-----------------------------|--------|-----|
| D 1  | Santa Clara                 | 84-73  | W   |
| D 2  | Santa Clara                 | 64-66  | L   |
| D 7  | vs. No. 18 Michigan         | 83-77  | W   |
| D 9  | Wisconsin-Milwaukee         | 101-83 | W   |
| D 13 | Oklahoma State              | 96-69  | W   |
| D 16 | Utah State                  | 88-80  | W   |
| D 22 | Cal-State Fullerton         | 89-68  | W   |
| D 28 | vs. Texas A&M*              | 83-81  | W   |
| D 29 | vs. No. 12 Florida State*   | 80-77  | W   |
| D 30 | vs. No. 6 Long Beach State* | 89-101 | L   |
| J 5  | Colorado St. (OT)           | 86-93  | L   |
| J 6  | Wyoming                     | 62-58  | W   |
| J 11 | at New Mexico               | 62-69  | L   |
| J 12 | at UTEP                     | 56-55  | W   |
| J 17 | Niagara                     | 93-83  | W   |
| J 20 | at Utah State               | 79-69  | W   |
| J 25 | Arizona                     | 93-79  | W   |
| J 27 | Arizona State               | 81-67  | W   |
| F 3  | Utah                        | 89-73  | W   |
| F 9  | at Wyoming                  | 67-54  | W   |
| F 10 | at Colorado State           | 78-74  | W   |
| F 15 | UTEP                        | 48-43  | W   |
| F 17 | New Mexico                  | 66-76  | L   |
| F 23 | at Arizona State            | 90-86  | W   |
| F 24 | at Arizona                  | 94-100 | L   |
| M 3  | at Utah                     | 71-86  | L   |

\* All College Tournament

**1973-74**

Record: 11-15  
 Conference: 6-8, 6th WAC  
 Home: 6-4  
 Road: 3-10  
 Neutral: 2-1  
 Long Win Streak: 3  
 Long Loss Streak: 4  
 Vs. Ranked Teams: 1-3  
 Coach: Glenn Potter

| DATE | OPPONENT               | SCORE  | W/L |
|------|------------------------|--------|-----|
| N 30 | Weber State            | 77-76  | W   |
| D 1  | Idaho State            | 83-82  | W   |
| D 7  | at New Mexico State    | 72-78  | L   |
| D 8  | at New Mexico State    | 74-93  | L   |
| D 13 | at Denver              | 97-87  | W   |
| D 15 | at No. 15 Kansas State | 85-95  | L   |
| D 17 | at Creighton in Omaha  | 86-99  | L   |
| D 22 | Utah State             | 86-87  | L   |
| D 26 | vs. No. 7 Indiana*     | 52-96  | L   |
| D 28 | vs. Army*              | 81-72  | W   |
| D 29 | vs. West Virginia*     | 85-83  | W   |
| J 4  | at UTEP                | 62-58  | W   |
| J 5  | at No. 12 New Mexico   | 75-84  | L   |
| J 12 | at Utah                | 86-104 | L   |
| J 19 | at Utah State          | 86-93  | L   |
| J 25 | No. 20 Arizona State   | 89-71  | W   |
| J 26 | Arizona                | 91-93  | L   |
| J 31 | at Colorado State      | 52-69  | L   |
| F 2  | at Wyoming (OT)        | 78-75  | W   |
| F 7  | New Mexico             | 77-96  | L   |
| F 9  | UTEP                   | 56-54  | W   |
| F 16 | Utah                   | 74-89  | L   |
| F 21 | at Arizona             | 90-118 | L   |
| F 23 | at Arizona State       | 77-100 | L   |
| F 28 | Wyoming                | 74-62  | W   |
| M 2  | Colorado State         | 70-69  | W   |

\* Far West Classic

**1974-75**

Record: 12-14  
 Conference: 5-9, 6th WAC  
 Home: 9-6  
 Road: 3-8  
 Long Win Streak: 3  
 Long Loss Streak: 4  
 Vs. Ranked Teams: 1-4  
 Coach: Glenn Potter

| DATE | OPPONENT               | SCORE  | W/L |
|------|------------------------|--------|-----|
| N 29 | Texas                  | 80-72  | W   |
| D 6  | at Weber State         | 63-76  | L   |
| D 7  | Wichita State          | 69-80  | L   |
| D 13 | at San Francisco       | 84-103 | L   |
| D 14 | at Seattle             | 85-72  | W   |
| D 20 | Rhode Island           | 82-49  | W   |
| D 21 | Denver                 | 90-89  | W   |
| D 28 | Utah State             | 79-83  | L   |
| D 30 | Bradley                | 100-87 | W   |
| D 31 | Davidson               | 90-76  | W   |
| J 4  | NE Louisiana           | 100-81 | W   |
| J 10 | No. 12 Arizona State   | 80-110 | L   |
| J 11 | No. 10 Arizona         | 66-83  | L   |
| J 18 | at Utah                | 73-91  | L   |
| J 24 | at UTEP                | 60-86  | L   |
| J 25 | at New Mexico          | 96-78  | W   |
| F 1  | at Utah State          | 84-92  | L   |
| F 7  | Colorado State         | 88-75  | W   |
| F 8  | Wyoming                | 75-73  | W   |
| F 14 | at No. 19 Arizona      | 81-97  | L   |
| F 15 | at No. 8 Arizona State | 79-99  | L   |
| F 22 | Utah                   | 73-79  | L   |
| F 28 | New Mexico (OT)        | 72-77  | L   |
| M 1  | No. 15 UTEP            | 65-54  | W   |
| M 7  | at Wyoming             | 67-64  | W   |
| M 8  | at Colorado State      | 81-92  | L   |

**1975-76**

Record: 12-14  
 Conference: 6-8, T5th WAC  
 Home: 7-5  
 Road: 4-9  
 Neutral: 1-0  
 Long Win Streak: 3  
 Long Loss Streak: 5  
 Coach: Frank Arnold

| DATE | OPPONENT            | SCORE | W/L |
|------|---------------------|-------|-----|
| D 4  | at Pacific          | 66-71 | L   |
| D 6  | at Pacific          | 89-62 | W   |
| D 12 | Long Beach State*   | 84-76 | W   |
| D 13 | St. John's*         | 65-78 | L   |
| D 17 | at Utah State       | 76-87 | L   |
| D 19 | Nevada-Reno         | 85-76 | W   |
| D 20 | Weber State         | 89-80 | W   |
| D 22 | at New Mexico State | 79-90 | L   |
| D 29 | vs. Texas ^ (OT)    | 91-86 | W   |
| D 30 | at Old Dominion ^   | 80-77 | W   |
| J 2  | at Niagara          | 60-75 | L   |
| J 10 | Utah State          | 73-75 | L   |
| J 16 | at Arizona          | 78-79 | L   |
| J 17 | at Arizona State    | 68-83 | L   |
| J 24 | Utah                | 74-76 | L   |
| J 30 | New Mexico          | 81-67 | W   |

|      |                   |       |   |
|------|-------------------|-------|---|
| J 31 | UTEP              | 56-57 | L |
| F 6  | at Wyoming        | 94-80 | W |
| F 7  | at Colorado State | 84-93 | L |
| F 13 | Arizona State     | 93-89 | W |
| F 14 | Arizona (OT)      | 79-74 | W |
| F 21 | at Utah           | 84-83 | W |
| F 26 | at UTEP           | 50-51 | L |
| F 28 | at New Mexico     | 74-79 | L |
| M 5  | Colorado State    | 81-85 | L |
| M 6  | Wyoming           | 82-60 | W |

\* Cougar Classic  
 ^ Old Dominion Classic

**1976-77**

Record: 12-15  
 Conference: 4-10, 7th WAC  
 Home: 6-6  
 Road: 4-9  
 Neutral: 2-0  
 Long Win Streak: 3  
 Long Loss Streak: 5  
 Vs. Ranked Teams: 0-4  
 Coach: Frank Arnold

| DATE | OPPONENT                 | SCORE  | W/L |
|------|--------------------------|--------|-----|
| N 26 | Idaho State              | 102-84 | W   |
| N 27 | at Weber State           | 75-96  | L   |
| D 1  | Boise State              | 76-75  | W   |
| D 4  | at Utah State (OT)       | 93-95  | L   |
| D 10 | Seattle*                 | 91-65  | W   |
| D 11 | Niagara*                 | 65-52  | W   |
| D 18 | at Davidson              | 89-61  | W   |
| D 20 | at No. 11 North Carolina | 93-113 | L   |
| D 22 | at Wichita State         | 63-69  | L   |
| D 27 | vs. St. Joseph's ^       | 68-56  | W   |
| D 29 | at Oklahoma City ^       | 68-78  | L   |
| D 30 | vs. California ^         | 75-70  | W   |
| J 8  | Utah State               | 85-77  | W   |
| J 14 | Colorado State           | 41-49  | L   |
| J 15 | Wyoming                  | 97-64  | W   |
| J 20 | at Arizona State (OT)    | 84-86  | L   |
| J 22 | at No. 16 Arizona        | 85-113 | L   |
| J 27 | UTEP                     | 54-62  | L   |
| J 29 | New Mexico               | 65-73  | L   |
| F 5  | at Utah                  | 61-81  | L   |
| F 10 | at Wyoming               | 82-72  | W   |
| F 12 | at Colorado State        | 67-78  | L   |
| F 17 | No. 17 Arizona           | 62-64  | L   |
| F 19 | Arizona State            | 65-84  | L   |
| F 25 | at New Mexico            | 88-80  | W   |
| F 26 | at UTEP                  | 65-63  | W   |
| M 5  | No. 20 Utah              | 54-67  | L   |

\* Cougar Classic  
 ^ All College Tournament

**1977-78**

Record: 12-18  
 Conference: 6-8, T4th WAC  
 Home: 9-4  
 Road: 3-12  
 Neutral: 0-2  
 Long Win Streak: 3  
 Long Loss Streak: 4  
 Vs. Ranked Teams: 0-4  
 Coach: Frank Arnold



**FRANK ARNOLD**  
 Years: 1975-83 (8)  
 Record: 137-94 (.593)

# ALL-TIME SEASON RESULTS



| DATE | OPPONENT                   | SCORE  | W/L |
|------|----------------------------|--------|-----|
| N 26 | at UCLA                    | 73-75  | L   |
| N 28 | Long Beach State           | 100-91 | W   |
| N 29 | at Nevada-Reno             | 66-100 | L   |
| D 3  | at Idaho State             | 87-94  | L   |
| D 9  | Montana*                   | 72-76  | L   |
| D 10 | Cal-St. Fullerton*         | 75-80  | L   |
| D 13 | McNeese State              | 78-68  | W   |
| D 16 | at Illinois                | 74-81  | L   |
| D 17 | at Bradley                 | 86-79  | W   |
| D 21 | at Utah State              | 89-91  | L   |
| D 23 | at San Diego State         | 88-104 | L   |
| D 28 | vs. No. 2 North Carolina ^ | 81-94  | L   |
| D 29 | vs. Rhode Island ^         | 87-92  | L   |
| D 30 | at Hawai'i ^               | 88-78  | W   |
| J 3  | Weber State                | 81-76  | W   |
| J 7  | Utah State (20T)           | 85-84  | W   |
| J 12 | at Wyoming                 | 82-89  | L   |
| J 14 | at Colorado State          | 66-76  | L   |
| J 19 | Arizona                    | 87-86  | W   |
| J 21 | Arizona State              | 96-89  | W   |
| J 26 | at No. 10 New Mexico       | 82-95  | L   |
| J 28 | at UTEP (OT)               | 78-76  | W   |
| F 4  | Utah                       | 76-89  | L   |
| F 10 | Colorado State             | 98-81  | W   |
| F 11 | Wyoming                    | 76-56  | W   |
| F 16 | at Arizona State           | 75-76  | L   |
| F 18 | at Arizona                 | 90-104 | L   |
| F 23 | UTEP                       | 73-64  | W   |
| F 25 | No. 5 New Mexico           | 66-71  | L   |
| M 4  | at No. 19 Utah             | 74-81  | L   |

\* Cougar Classic

^ Rainbow Classic

## 1978-79

Record: 20-8

Conference: 10-2, 1st WAC

Home: 14-0

Road: 5-6

Neutral: 1-2

Postseason: 0-1 NCAA

Long Win Streak: 5

Long Loss Streak: 2

Vs. Ranked Teams: 0-2

Coach: Frank Arnold

| DATE | OPPONENT                  | SCORE   | W/L |
|------|---------------------------|---------|-----|
| N 24 | Hawaii                    | 93-69   | W   |
| N 25 | Portland State            | 111-82  | W   |
| D 1  | at Baylor                 | 92-86   | W   |
| D 2  | at No. 13 Texas           | 57-96   | L   |
| D 6  | Utah State                | 99-80   | W   |
| D 8  | St. Joseph's*             | 90-71   | W   |
| D 9  | Purdue*                   | 76-64   | W   |
| D 14 | at Rhode Island           | 76-85   | L   |
| D 16 | at St. John's             | 83-90   | L   |
| D 21 | Harvard                   | 113-72  | W   |
| D 23 | Oral Roberts              | 120-104 | W   |
| D 29 | vs. Georgia Tech ^        | 81-83   | L   |
| D 30 | vs. Houston ^             | 84-77   | W   |
| J 4  | Denver                    | 92-53   | W   |
| J 6  | at Utah State             | 68-84   | L   |
| J 11 | UTEP                      | 80-56   | W   |
| J 13 | New Mexico                | 100-83  | W   |
| J 20 | at Utah                   | 90-76   | W   |
| J 25 | at Colorado State         | 98-83   | W   |
| J 27 | at Wyoming (OT)           | 69-71   | L   |
| F 3  | San Diego State           | 88-80   | W   |
| F 9  | at New Mexico             | 65-66   | L   |
| F 10 | at UTEP                   | 77-68   | W   |
| F 17 | Utah                      | 76-50   | W   |
| F 22 | Wyoming                   | 78-73   | W   |
| F 24 | Colorado State            | 66-61   | W   |
| M 1  | at San Diego State        | 96-95   | W   |
| M 10 | vs. No. 19 San Francisco# | 63-86   | L   |

\* Cougar Classic

^ Pillsbury Holiday Classic

# NCAA (Tucson)

## 1979-80

Record: 24-5

Conference: 13-1, 1st WAC

Home: 12-2

Road: 10-1

Neutral: 2-2

Postseason: 0-1 NCAA

Long Win Streak: 12

Long Loss Streak: 1

Highest Rank: 12th AP

Final Rank: 12th AP

Vs. Ranked Teams: 0-1

Coach: Frank Arnold

| DATE | OPPONENT | SCORE | W/L |
|------|----------|-------|-----|
|------|----------|-------|-----|

|      |                         |         |   |
|------|-------------------------|---------|---|
| N 30 | Illinois                | 76-86   | L |
| D 1  | Baylor                  | 100-58  | W |
| D 7  | at Tulsa                | 73-71   | W |
| D 8  | at Oral Roberts         | 76-75   | W |
| D 11 | Cal-St. Fullerton       | 80-64   | W |
| D 14 | UC-Santa Barbara*       | 87-65   | W |
| D 15 | La Salle* (3OT)         | 108-106 | W |
| D 18 | at Long Beach St.       | 76-78   | L |
| D 22 | at Utah State           | 89-84   | W |
| D 26 | vs. Penn State ^        | 58-50   | W |
| D 28 | vs. No. 18 Oregon St. ^ | 71-86   | L |
| D 29 | vs. NC-Charlotte ^      | 104-91  | W |
| J 3  | at New Mexico           | 75-63   | W |
| J 5  | at UTEP                 | 70-69   | W |
| J 12 | Utah                    | 89-72   | W |
| J 18 | Wyoming                 | 53-56   | L |
| J 19 | Colorado State          | 104-82  | W |
| J 24 | at San Diego St.        | 123-91  | W |
| J 26 | at Hawai'i              | 34-33   | W |
| J 31 | UTEP                    | 89-81   | W |
| F 2  | New Mexico              | 89-68   | W |
| F 9  | at Utah                 | 83-82   | W |
| F 12 | Utah State              | 84-83   | W |
| F 16 | Alaska                  | 93-59   | W |
| F 21 | at Colorado State       | 111-86  | W |
| F 23 | at Wyoming              | 39-30   | W |
| F 28 | Hawaii                  | 107-82  | W |
| M 1  | San Diego State         | 114-81  | W |
| M 8  | vs. Clemson#            | 66-71   | L |

\* Cougar Classic

^ Far West Classic

# NCAA (Ogden)

## 1980-81

Record: 25-7

Conference: 12-4, 3rd WAC

Home: 13-0

Road: 8-6

Neutral: 4-1

Postseason: 3-1 NCAA

Long Win Streak: 7

Long Loss Streak: 1

Highest Rank: 15th AP

Final Rank: 16th AP

Vs. Ranked Teams: 4-2

Coach: Frank Arnold

| DATE | OPPONENT              | SCORE  | W/L |
|------|-----------------------|--------|-----|
| N 28 | at Washington         | 80-70  | W   |
| N 29 | at Oregon State       | 68-75  | L   |
| D 6  | at Utah State         | 82-79  | W   |
| D 12 | North Texas*          | 108-92 | W   |
| D 13 | St. Mary's*           | 95-76  | W   |
| D 16 | Michigan State        | 82-50  | W   |
| D 19 | vs. No. 17 Illinois ^ | 80-75  | W   |
| D 20 | at Tennessee ^        | 65-81  | L   |
| D 23 | at Weber State        | 85-78  | W   |
| D 27 | Utah State            | 104-89 | W   |
| J 2  | at Air Force          | 77-65  | W   |
| J 3  | at UNLV (OT)          | 92-90  | W   |
| J 8  | San Diego State       | 84-73  | W   |
| J 10 | Hawaii                | 91-74  | W   |
| J 15 | at New Mexico         | 92-87  | W   |
| J 17 | at UTEP               | 62-64  | L   |
| J 23 | Colorado State        | 66-46  | W   |
| J 24 | Wyoming               | 84-70  | W   |
| J 31 | at No. 9 Utah         | 56-60  | L   |
| F 6  | UNLV                  | 86-77  | W   |
| F 7  | Air Force             | 62-51  | W   |
| F 12 | at Hawaii             | 77-72  | L   |
| F 14 | at San Diego St.      | 72-73  | L   |
| F 19 | UTEP                  | 84-75  | W   |
| F 21 | New Mexico            | 78-72  | W   |
| F 26 | at Wyoming (2OT)      | 84-86  | L   |
| F 28 | at Colorado State     | 80-69  | W   |
| M 7  | No. 9 Utah            | 95-76  | W   |
| M 12 | vs. Princeton#        | 60-51  | W   |
| M 14 | vs. No. 10 UCLA#      | 78-55  | W   |
| M 19 | vs. No. 7 Notre Dame# | 51-50  | W   |
| M 21 | vs. No. 5 Virginia#   | 60-74  | L   |

\* Cougar Classic

^ Volunteer Classic

# NCAA (Providence/Atlanta)

## 1981-82

Record: 17-13

Conference: 9-7, T4th WAC

Home: 11-5

Road: 6-7

Neutral: 0-1

Postseason: 0-1 NIT

Long Win Streak: 6

Long Loss Streak: 3

Highest Rank: 15th AP

Vs. Ranked Teams: 0-1

Coach: Frank Arnold

| DATE | OPPONENT               | SCORE  | W/L |
|------|------------------------|--------|-----|
| N 21 | vs. Virginia*          | 61-63  | L   |
| N 27 | at UCLA                | 79-75  | W   |
| N 28 | at Cal-State Fullerton | 81-66  | W   |
| D 4  | Oregon State           | 44-56  | L   |
| D 5  | No. 18 UNLV            | 63-66  | L   |
| D 8  | at Utah State          | 51-43  | W   |
| D 11 | Idaho State ^          | 77-71  | W   |
| D 12 | Western Carolina ^     | 86-63  | W   |
| D 15 | Weber State            | 63-55  | W   |
| D 18 | at Princeton           | 39-38  | W   |
| D 22 | Cal Poly-Pomona        | 89-65  | W   |
| D 26 | Utah State             | 74-79  | L   |
| J 2  | UTEP                   | 67-60  | W   |
| J 4  | New Mexico             | 76-58  | W   |
| J 7  | at Colorado State      | 40-50  | L   |
| J 9  | at Wyoming             | 42-61  | L   |
| J 15 | Utah                   | 74-51  | W   |
| J 21 | Air Force              | 54-40  | W   |
| J 23 | Wyoming                | 25-27  | L   |
| J 28 | at San Diego State     | 66-60  | L   |
| J 30 | at Hawaii              | 60-82  | L   |
| F 6  | Colorado State         | 60-54  | W   |
| F 12 | at UNLV                | 50-52  | L   |
| F 13 | at Air Force           | 49-41  | W   |
| F 19 | at Utah                | 61-68  | L   |
| F 25 | Hawaii                 | 75-66  | W   |
| F 27 | San Diego State        | 106-66 | W   |
| M 4  | at UTEP                | 45-43  | W   |
| M 6  | at New Mexico          | 65-67  | L   |
| M 10 | Washington+            | 63-66  | L   |

\* Hall of Fame Classic

+ Cougar Classic

^ NIT (Provo)

## 1982-83

Record: 15-14

Conference: 11-5, T1st WAC

Home: 9-6

Road: 6-7

Neutral: 0-1

Long Win Streak: 5

Long Loss Streak: 5

Vs. Ranked Teams: 0-1

Coach: Frank Arnold

| DATE | OPPONENT               | SCORE | W/L |
|------|------------------------|-------|-----|
| N 26 | UCLA                   | 82-85 | L   |
| N 27 | Iowa                   | 80-91 | L   |
| N 30 | Utah State             | 69-75 | L   |
| D 4  | at Michigan State      | 55-63 | L   |
| D 10 | Long Beach State* (OT) | 77-81 | L   |
| D 11 | Fordham*               | 70-62 | W   |
| D 14 | at Utah State          | 68-80 | L   |
| D 18 | at Boise State         | 68-67 | W   |
| D 21 | Providence             | 66-52 | W   |
| D 27 | at No. 7 St. John's ^  | 64-75 | L   |
| D 29 | vs. St. Joseph's ^     | 65-68 | L   |
| D 31 | Princeton              | 51-32 | W   |
| J 6  | at Weber State (20T)   | 81-84 | L   |
| J 14 | San Diego State        | 96-74 | W   |
| J 15 | Hawaii                 | 86-62 | W   |
| J 20 | at Colorado State      | 77-63 | W   |
| J 22 | at Wyoming             | 82-64 | W   |
| J 24 | at Air Force           | 73-61 | W   |
| J 27 | UTEP                   | 49-65 | L   |
| J 29 | New Mexico             | 66-48 | W   |
| F 5  | at Utah                | 72-75 | L   |
| F 10 | at Hawaii              | 69-80 | L   |
| F 12 | at San Diego State     | 69-67 | W   |
| F 17 | Colorado State         | 69-58 | W   |
| F 19 | Air Force              | 66-57 | W   |
| F 25 | at New Mexico          | 70-71 | L   |
| F 27 | at UTEP                | 58-54 | W   |
| M 5  | Utah (3OT)             | 62-64 | L   |
| M 12 | Wyoming                | 54-41 | W   |

\* Cougar Classic

^ Holiday Festival

## 1983-84

Record: 20-11

Conference: 12-4, 2nd WAC

Home: 14-1

Road: 5-8

Neutral: 1-2

Postseason: 1-1 NCAA

Long Win Streak: 4

Long Loss Streak: 2

Vs. Ranked Teams: 1-5

Coach: Ladell Andersen

| DATE | OPPONENT             | SCORE   | W/L |
|------|----------------------|---------|-----|
| N 26 | at Utah State        | 78-90   | L   |
| N 30 | Hofstra              | 119-84  | W   |
| D 9  | Utah State*          | 81-83   | L   |
| D 10 | St. Mary's (Calif.)* | 106-74  | W   |
| D 16 | vs. VCU^             | 81-77   | W   |
| D 17 | at No. 2 Kentucky^   | 59-93   | L   |
| D 21 | Oregon               | 79-78   | W   |
| D 23 | Boise State          | 66-54   | W   |
| D 28 | at No. 7 UCLA        | 73-82   | L   |
| J 7  | Weber State (OT)     | 86-81   | W   |
| J 14 | Utah (20T)           | 113-105 | W   |
| J 19 | at Hawaii            | 95-77   | W   |
| J 21 | at San Diego State   | 75-79   | L   |
| J 26 | Wyoming              | 74-61   | W   |
| J 28 | Air Force            | 69-49   | W   |
| J 30 | Colorado State       | 73-57   | W   |
| F 2  | at New Mexico        | 86-73   | W   |
| F 4  | at No. 7 UTEP        | 77-86   | L   |
| F 8  | at Utah              | 82-79   | W   |
| F 11 | at No. 3 Georgetown  | 51-67   | L   |
| F 14 | Hawaii (20T)         | 87-85   | W   |
| F 16 | San Diego St. (OT)   | 94-92   | W   |
| F 18 | Notre Dame           | 68-64   | W   |
| F 23 | at Colorado State    | 65-70   | L   |
| F 25 | at Wyoming           | 55-56   | L   |
| F 27 | at Air Force         | 71-67   | W   |
| M 1  | No. 8 UTEP           | 83-65   | W   |
| M 3  | New Mexico           | 80-73   | W   |
| M 9  | vs. New Mexico+      | 55-64   | L   |
| M 15 | at UAB#              | 84-68   | W   |
| M 17 | vs. No. 3 Kentucky#  | 68-93   | L   |

\* Cougar Classic  
^ Kentucky Invitational  
+ WAC Tournament (El Paso)  
# NCAA (Birmingham)

### 1984-85

Record: 15-14  
Conference: 9-7, T3rd WAC  
Home: 9-5  
Road: 4-7  
Neutral: 2-2  
Long Win Streak: 5  
Long Loss Streak: 4  
Vs. Ranked Teams: 1-0  
Coach: Ladell Andersen

| DATE | OPPONENT           | SCORE | W/L |
|------|--------------------|-------|-----|
| N 30 | vs. La Salle*      | 73-74 | L   |
| D 1  | vs. Pacific*       | 72-63 | W   |
| D 4  | Utah State         | 93-97 | L   |
| D 8  | at Weber State     | 79-87 | L   |
| D 11 | at Utah State (OT) | 91-92 | L   |
| D 14 | SW Missouri^       | 66-46 | W   |
| D 15 | Hofstra^           | 86-76 | W   |
| D 19 | UCLA               | 89-81 | W   |
| D 22 | No. 7 Washington   | 84-75 | W   |
| D 28 | vs. Villanova+     | 61-91 | L   |
| D 29 | vs. Yale+          | 73-58 | W   |
| J 3  | UTEP               | 62-60 | W   |
| J 5  | New Mexico         | 70-76 | L   |
| J 12 | at San Diego State | 70-89 | L   |
| J 14 | at Hawaii (OT)     | 88-78 | W   |
| J 17 | at Air Force       | 79-72 | W   |
| J 19 | at Colorado State  | 65-64 | W   |
| J 24 | Wyoming            | 78-65 | W   |



**LADSELL ANDERSEN**  
Years: 1983-89 (6)  
Record: 114-71 (.616)

|      |                 |       |   |
|------|-----------------|-------|---|
| J 26 | at Utah         | 63-62 | W |
| J 31 | San Diego State | 71-77 | L |
| F 2  | Air Force       | 66-60 | W |
| F 7  | at New Mexico   | 74-76 | L |
| F 9  | at UTEP (3OT)   | 86-97 | L |
| F 14 | Colorado State  | 77-69 | W |
| F 16 | Air Force       | 71-61 | W |
| F 23 | at Notre Dame   | 58-67 | L |
| F 28 | at Wyoming      | 66-78 | L |
| M 2  | Utah (3OT)      | 85-86 | L |
| M 4  | Air Force**     | 79-82 | L |

\* Stanford Invitational  
^ Cougar Classic  
+ Cotton States Classic  
\*\* WAC Tournament (Provo)  
**1985-86**  
Record: 18-14  
Conference: 11-5, 4th WAC  
Home: 12-4  
Road: 5-8  
Neutral: 1-2  
Postseason: 2-1 NIT  
Long Win Streak: 12  
Long Loss Streak: 3  
Vs. Ranked Teams: 2-1  
Coach: Ladell Andersen

| DATE | OPPONENT               | SCORE | W/L |
|------|------------------------|-------|-----|
| N 30 | Washington State       | 65-69 | L   |
| D 3  | at Utah State          | 80-82 | L   |
| D 6  | vs. TCU*               | 50-63 | L   |
| D 7  | vs. Fordham*           | 75-72 | W   |
| D 10 | Utah State             | 76-88 | L   |
| D 13 | Long Beach State^      | 94-75 | W   |
| D 14 | Pepperdine^            | 73-83 | L   |
| D 19 | at Washington          | 68-74 | L   |
| D 21 | at Oregon              | 69-72 | L   |
| D 28 | Weber State (OT)       | 88-86 | W   |
| J 2  | at No. 19 UTEP         | 64-69 | L   |
| J 4  | at New Mexico          | 57-60 | L   |
| J 10 | Hawaii                 | 80-66 | W   |
| J 11 | San Diego State        | 82-70 | W   |
| J 13 | No. 16 Notre Dame (OT) | 80-76 | W   |
| J 17 | at Colorado State      | 68-63 | W   |
| J 18 | at Air Force           | 65-57 | W   |
| J 21 | at Oral Roberts        | 67-65 | W   |
| J 23 | Air Force              | 66-45 | W   |
| J 25 | Utah                   | 87-69 | W   |
| F 6  | at San Diego St.       | 81-71 | W   |
| F 8  | at Hawaii              | 76-66 | W   |
| F 14 | New Mexico             | 74-67 | W   |
| F 15 | No. 15 UTEP            | 72-69 | W   |
| F 20 | at Wyoming             | 56-66 | L   |
| F 22 | at Utah                | 71-74 | L   |
| F 27 | Colorado State         | 86-76 | W   |
| M 1  | Wyoming                | 62-65 | L   |
| M 6  | vs. New Mexico**       | 68-79 | L   |
| M 13 | SMU+                   | 67-63 | W   |
| M 18 | UC-Irvine+             | 93-80 | W   |
| M 21 | at Ohio State+         | 68-79 | L   |

\* Kactus Klassic  
^ Cougar Classic  
\*\* WAC Tournament  
+ NIT

### 1986-87

Record: 21-11  
Conference: 12-4, 2nd WAC  
Home: 10-4  
Road: 9-6  
Neutral: 2-1  
Postseason: 0-1 NCAA  
Long Win Streak: 8  
Long Loss Streak: 2  
Vs. Ranked Teams: 1-2  
Coach: Ladell Andersen

| DATE | OPPONENT          | SCORE   | W/L |
|------|-------------------|---------|-----|
| N 21 | at Oklahoma*      | 110-119 | L   |
| D 3  | Utah State        | 100-86  | W   |
| D 6  | at Notre Dame     | 46-62   | L   |
| D 9  | at No. 4 Iowa     | 75-86   | L   |
| D 12 | Arizona State^    | 91-85   | W   |
| D 13 | UC-Fullerton^     | 56-59   | L   |
| D 16 | at Utah State     | 97-93   | W   |
| D 18 | at Weber State    | 84-69   | W   |
| D 20 | Oral Roberts      | 95-73   | W   |
| D 23 | No. 14 Pittsburgh | 93-73   | W   |
| D 29 | vs. Michigan St.+ | 96-88   | W   |
| D 30 | at Santa Clara+   | 77-66   | W   |
| J 2  | Colorado St. (OT) | 75-67   | W   |
| J 3  | Wyoming           | 77-74   | W   |
| J 6  | SW Missouri (OT)  | 61-62   | L   |

|      |                         |        |   |
|------|-------------------------|--------|---|
| J 9  | at UTEP                 | 73-66  | W |
| J 10 | at New Mexico           | 89-102 | L |
| J 15 | San Diego State         | 94-82  | W |
| J 17 | Hawaii                  | 90-79  | W |
| J 22 | Air Force               | 87-69  | W |
| J 24 | at Utah                 | 80-70  | W |
| J 30 | at Air Force            | 91-93  | L |
| J 31 | at Colorado State       | 51-49  | W |
| F 5  | New Mexico              | 98-73  | W |
| F 7  | UTEP (OT)               | 91-93  | L |
| F 14 | Utah                    | 58-65  | L |
| F 21 | at Wyoming              | 67-63  | W |
| F 26 | at San Diego State      | 85-68  | W |
| F 28 | at Hawaii               | 100-80 | W |
| M 5  | vs. Air Force** (OT)    | 82-79  | W |
| M 6  | at New Mexico**         | 86-93  | L |
| M 12 | vs. No. 16 New Orleans# | 79-83  | L |

### 1987-88

Record: 26-6  
Conference: 13-3, 1st WAC  
Home: 17-1  
Road: 9-3  
Neutral: 1-1  
Postseason: 1-1 NCAA  
Long Win Streak: 17  
Long Loss Streak: 1  
Highest Rank: 2nd AP  
Final Rank: 19th AP  
Vs. Ranked Teams: 3-0  
Coach: Ladell Andersen

| DATE | OPPONENT              | SCORE   | W/L |
|------|-----------------------|---------|-----|
| N 27 | Montana State         | 90-89   | W   |
| D 1  | at Utah State         | 96-92   | W   |
| D 3  | at Washington St.     | 60-54   | W   |
| D 5  | at UCLA               | 87-80   | W   |
| D 11 | Weber State*          | 104-71  | W   |
| D 12 | Chicago State*        | 91-60   | W   |
| D 19 | Utah State (OT)       | 121-112 | W   |
| D 29 | La Salle              | 95-82   | W   |
| J 2  | Cent. Connecticut     | 109-76  | W   |
| J 7  | Hawaii                | 97-66   | W   |
| J 9  | San Diego State       | 92-65   | W   |
| J 15 | at No. 12 Wyoming     | 83-67   | W   |
| J 21 | at No. 18 UTEP        | 81-71   | W   |
| J 23 | at New Mexico         | 89-82   | W   |
| J 30 | Air Force             | 95-75   | W   |
| F 2  | Tulsa                 | 72-57   | W   |
| F 4  | Utah                  | 82-64   | W   |
| F 6  | at Ala.-Birmingham    | 83-102  | L   |
| F 9  | Miami (Fla.)          | 99-86   | W   |
| F 11 | No. 18 Wyoming        | 78-69   | W   |
| F 13 | Colorado State        | 86-80   | W   |
| F 18 | at San Diego St. (OT) | 80-82   | L   |
| F 20 | at Hawaii             | 72-70   | W   |
| F 23 | at Colorado State     | 75-67   | W   |
| F 25 | at Air Force          | 76-62   | W   |
| F 27 | at Utah               | 60-62   | L   |
| M 3  | New Mexico            | 89-82   | W   |
| M 5  | UTEP (2OT)            | 80-83   | L   |
| M 10 | Hawaii^               | 76-74   | W   |
| M 11 | UTEP^                 | 63-66   | L   |
| M 17 | vs. UNC-Charlotte#    | 98-92   | W   |
| M 19 | vs. Louisville#       | 76-97   | L   |

\* Cougar Classic  
^ WAC Tournament (Provo)  
# NCAA (Atlanta)

### 1988-89

Record: 14-15  
Conference: 7-9, 5th WAC  
Home: 10-5  
Road: 3-8  
Neutral: 1-2  
Long Win Streak: 3  
Long Loss Streak: 4  
Coach: Ladell Andersen

| DATE | OPPONENT             | SCORE | W/L |
|------|----------------------|-------|-----|
| N 25 | vs. Northeastern*    | 87-78 | W   |
| N 26 | vs. St. John's*      | 77-83 | L   |
| D 1  | at Weber State       | 78-80 | L   |
| D 3  | UCLA                 | 87-97 | L   |
| D 9  | Texas-Arlington^     | 87-70 | W   |
| D 10 | St. Mary's (Calif.)^ | 69-70 | L   |
| D 17 | Utah State           | 96-85 | W   |
| D 21 | at Utah State        | 74-72 | W   |
| D 23 | Brown                | 90-65 | W   |

# ALL-TIME SEASON RESULTS



|      |                   |        |   |
|------|-------------------|--------|---|
| J 5  | at New Mexico     | 84-88  | L |
| J 7  | at UTEP           | 76-91  | L |
| J 12 | San Diego State   | 85-81  | W |
| J 14 | Hawaii            | 73-77  | L |
| J 19 | at Air Force (OT) | 89-88  | W |
| J 21 | at Colorado State | 84-69  | W |
| J 24 | Air Force         | 78-79  | L |
| J 28 | Wichita State     | 93-92  | W |
| F 2  | at Utah           | 86-90  | L |
| F 4  | at Miami (Fla.)   | 86-107 | L |
| F 9  | at San Diego St.  | 74-89  | L |
| F 11 | at Hawaii         | 66-68  | L |
| F 14 | UC-Berkeley       | 87-74  | W |
| F 16 | UTEP              | 84-76  | W |
| F 18 | New Mexico        | 90-79  | W |
| F 23 | at Wyoming        | 65-72  | L |
| F 25 | Utah              | 81-74  | W |
| M 2  | Wyoming           | 71-67  | W |
| M 4  | Colorado State    | 72-89  | L |
| M 10 | vs. Hawaii+       | 69-72  | L |

## 1989-90

Record: 21-9  
 Conference: 11-5, T1st WAC  
 Home: 16-0  
 Road: 5-7  
 Neutral: 0-2  
 Postseason: 0-1 NCAA  
 Long Win Streak: 10  
 Long Loss Streak: 3  
 Vs. Ranked Teams: 0-1  
 Coach: Roger Reid

| DATE | OPPONENT            | SCORE | W/L |
|------|---------------------|-------|-----|
| N 24 | Siena               | 83-62 | W   |
| N 25 | E. Washington       | 96-84 | W   |
| N 28 | Weber State         | 81-65 | W   |
| N 30 | Utah State          | 71-65 | W   |
| D 2  | at Penn State       | 72-82 | L   |
| D 5  | at Arizona State    | 65-64 | W   |
| D 8  | North Texas*        | 97-68 | W   |
| D 9  | UAB*                | 98-82 | W   |
| D 12 | Utah State          | 69-68 | W   |
| D 21 | Northwestern        | 69-68 | W   |
| D 23 | at California       | 63-85 | L   |
| J 4  | at Hawaii           | 71-80 | L   |
| J 6  | at San Diego St.    | 63-60 | W   |
| J 11 | UTEP (OT)           | 69-67 | W   |
| J 13 | New Mexico          | 79-78 | W   |
| J 18 | at Air Force        | 64-56 | W   |
| J 20 | at Wyoming          | 65-60 | W   |
| J 25 | Utah                | 65-49 | W   |
| J 27 | Colorado State      | 67-52 | W   |
| F 1  | San Diego State     | 75-58 | W   |
| F 3  | Hawaii              | 68-65 | W   |
| F 7  | at Tulsa            | 66-64 | W   |
| F 10 | at Utah             | 73-89 | L   |
| F 15 | at New Mexico       | 51-60 | L   |
| F 17 | at UTEP             | 63-64 | L   |
| F 22 | Wyoming             | 75-64 | W   |
| F 24 | Air Force           | 67-42 | W   |
| M 1  | at Colorado State   | 57-59 | L   |
| M 8  | vs. Utah (OT)+      | 61-62 | L   |
| M 15 | vs. No. 17 Clemson# | 47-49 | L   |

! (win later vacated by the NCAA)  
 \* Cougar Classic  
 + WAC Tournament (El Paso)  
 # NCAA (Hartford)

## 1990-91

Record: 21-13  
 Conference: 11-5, 2nd WAC  
 Home: 10-6  
 Road: 7-4  
 Neutral: 4-3  
 Postseason: 1-1 NCAA  
 Long Win Streak: 5  
 Long Loss Streak: 2  
 Vs. Ranked Teams: 1-5  
 Coach: Roger Reid

| DATE | OPPONENT            | SCORE | W/L |
|------|---------------------|-------|-----|
| N 14 | E. Tennessee St.*   | 80-83 | L   |
| N 24 | Utah State          | 98-94 | W   |
| N 29 | at Weber State      | 69-57 | W   |
| D 1  | at Utah State       | 63-58 | W   |
| D 4  | at La Salle         | 81-93 | L   |
| D 7  | Eastern Kentucky ^  | 90-86 | W   |
| D 8  | No. 17 St. John's ^ | 62-67 | L   |
| D 12 | Arizona State       | 74-82 | L   |
| D 19 | James Madison       | 84-66 | W   |

|      |                         |       |   |
|------|-------------------------|-------|---|
| D 21 | Stetson                 | 75-77 | L |
| D 22 | Tulsa                   | 62-60 | W |
| D 27 | vs. No. 12 S. Carolina+ | 49-52 | L |
| D 29 | vs. Rutgers+            | 70-85 | L |
| J 3  | at San Diego State      | 73-61 | W |
| J 5  | at Hawaii               | 65-74 | L |
| J 10 | UTEP                    | 83-67 | W |
| J 12 | New Mexico              | 72-65 | W |
| J 17 | at Colorado State       | 72-55 | W |
| J 19 | at Wyoming              | 80-86 | L |
| J 25 | Air Force               | 72-55 | W |
| J 26 | Wyoming                 | 72-77 | L |
| J 31 | Colorado State          | 69-52 | W |
| F 2  | at UTEP                 | 69-65 | W |
| F 7  | San Diego State         | 75-55 | W |
| F 9  | Hawaii                  | 82-74 | W |
| F 14 | at New Mexico           | 83-76 | W |
| F 16 | at No 14 Utah           | 74-81 | L |
| F 23 | at Air Force            | 70-61 | W |
| M 2  | No. 9 Utah (OT)         | 71-72 | L |
| M 7  | vs. Colorado St.**      | 69-56 | W |
| M 8  | vs. Hawaii** (OT)       | 73-71 | W |
| M 9  | vs. No. 8 Utah** (OT)   | 51-49 | W |
| M 14 | vs. Virginia#           | 61-48 | W |
| M 16 | vs. No. 8 Arizona#      | 61-76 | L |

\* Dodge NIT  
 ^ Cougar Classic  
 + Holiday Festival  
 \*\* WAC Tournament (Laramie)  
 # NCAA (SLC)

## 1991-92

Record: 25-7  
 Conference: 12-4, T1st WAC  
 Home: 14-1  
 Road: 7-4  
 Neutral: 4-2  
 Postseason: 0-1 NCAA  
 Long Win Streak: 7  
 Long Loss Streak: 1  
 Vs. Ranked Teams: 1-2  
 Coach: Roger Reid

| DATE | OPPONENT              | SCORE  | W/L |
|------|-----------------------|--------|-----|
| N 26 | at Utah State         | 82-66  | W   |
| D 5  | at Tulsa              | 102-86 | W   |
| D 7  | at James Madison      | 66-63  | W   |
| D 13 | Utah State*           | 93-77  | W   |
| D 14 | Princeton*            | 65-59  | W   |
| D 19 | McNeese State         | 104-64 | W   |
| D 21 | Weber State           | 81-68  | W   |
| D 28 | vs. No. 11 Michigan ^ | 83-86  | L   |
| D 29 | vs. Florida ^         | 79-73  | W   |
| J 4  | Tennessee Tech        | 95-68  | W   |
| J 9  | at UTEP               | 69-89  | L   |
| J 11 | Colorado State        | 72-51  | W   |
| J 16 | Wyoming               | 68-59  | W   |
| J 18 | Air Force             | 66-45  | W   |
| J 23 | at Wyoming            | 67-72  | L   |
| J 25 | at Colorado St. (OT)  | 79-74  | W   |
| J 30 | New Mexico            | 85-65  | W   |
| F 1  | No. 19 UTEP           | 80-63  | W   |
| F 6  | at San Diego St.      | 89-59  | W   |
| F 8  | at Hawaii             | 83-87  | L   |
| F 13 | at Air Force          | 68-60  | W   |
| F 15 | La Salle              | 80-81  | L   |
| F 20 | Utah                  | 58-56  | W   |
| F 22 | at New Mexico (OT)    | 84-95  | L   |
| F 27 | Hawaii                | 81-64  | W   |
| F 29 | San Diego State       | 98-78  | W   |
| M 3  | Cal St Northridge     | 100-68 | W   |
| M 7  | at Utah               | 87-73  | W   |
| M 12 | vs. Air Force+        | 72-51  | W   |
| M 13 | vs. Utah+             | 75-62  | W   |
| M 14 | vs. UTEP+             | 73-71  | W   |
| M 19 | vs. No. 25 LSU#       | 83-94  | L   |

\* Cougar Classic  
 ^ Red Lobster (Orlando)  
 + WAC Tournament (Fort Collins)  
 # NCAA (Boise)

## 1992-93

Record: 25-9  
 Conference: 15-3, T1st WAC  
 Home: 13-1  
 Road: 8-3  
 Neutral: 4-5  
 Postseason: 1-1 NCAA  
 Long Win Streak: 13  
 Long Loss Streak: 3  
 Highest Rank: 21st AP  
 Vs. Ranked Teams: 1-3  
 Coach: Roger Reid

| DATE | OPPONENT               | SCORE  | W/L |
|------|------------------------|--------|-----|
| D 1  | Arizona State          | 108-98 | W   |
| D 4  | at Utah State          | 93-83  | W   |
| D 8  | at Weber St. (OT)      | 77-83  | L   |
| D 11 | Southern Utah*         | 108-62 | W   |
| D 12 | Georgia*               | 74-64  | W   |
| D 18 | Utah State             | 89-65  | W   |
| D 21 | vs. No. 9 Oklahoma ^   | 76-75  | W   |
| D 22 | vs. Memphis St. ^ (OT) | 73-67  | W   |
| D 23 | vs. No. 1 Duke ^       | 66-89  | L   |
| D 28 | vs. Oregon+            | 70-76  | L   |
| D 29 | vs. Oregon State+      | 79-93  | L   |
| J 2  | UTEP                   | 79-73  | W   |
| J 4  | New Mexico             | 70-56  | W   |
| J 9  | Utah                   | 53-54  | L   |
| J 14 | at Fresno State        | 72-57  | W   |
| J 16 | at Air Force           | 103-68 | W   |
| J 21 | San Diego State        | 76-64  | W   |
| J 23 | Hawaii (OT)            | 84-80  | W   |
| J 28 | at Colorado State      | 70-63  | W   |
| J 30 | at Wyoming             | 77-64  | W   |
| F 4  | Colorado State         | 81-57  | W   |
| F 6  | Wyoming                | 75-62  | W   |
| F 11 | at Hawaii              | 62-56  | W   |
| F 13 | at San Diego State     | 80-73  | W   |
| F 18 | Fresno State           | 90-74  | W   |
| F 20 | Air Force              | 98-90  | W   |
| F 25 | Sacramento State       | 128-78 | W   |
| F 27 | at No. 11 Utah         | 83-89  | L   |
| M 4  | at UTEP                | 84-63  | W   |
| M 6  | at New Mexico          | 76-79  | L   |
| M 11 | vs. Hawaii**           | 85-71  | W   |
| M 12 | vs. New Mexico**       | 59-68  | L   |
| M 18 | vs. SMU#               | 80-71  | W   |
| M 20 | vs. No. 9 Kansas#      | 76-90  | L   |

\* Cougar Classic  
 ^ Maui Invitational (Hawaii)  
 + Far West Classic (Portland, Oregon)  
 \*\* WAC Tournament (SLC)  
 # NCAA (Chicago)

## 1993-94

Record: 22-10  
 Conference: 12-6, 3rd WAC  
 Home: 14-2  
 Road: 5-6  
 Neutral: 3-2  
 Postseason: 1-1 NIT  
 Long Win Streak: 6  
 Long Loss Streak: 2  
 Vs. Ranked Teams: 0-1  
 Coach: Roger Reid

| DATE | OPPONENT               | SCORE  | W/L |
|------|------------------------|--------|-----|
| N 27 | at Arizona State       | 95-106 | L   |
| D 3  | vs. S. Carolina*       | 72-68  | W   |
| D 4  | vs. No. 4 N. Carolina* | 65-97  | L   |
| D 10 | Nicholls State ^       | 111-96 | W   |
| D 11 | Oklahoma Baptist ^     | 78-76  | W   |
| D 14 | Utah State             | 78-65  | W   |
| D 17 | Texas Tech             | 84-74  | W   |
| D 21 | Weber State            | 92-79  | W   |
| D 28 | W. Washington          | 106-74 | W   |
| J 3  | at New Mexico          | 68-74  | L   |
| J 5  | at UTEP                | 67-59  | W   |
| J 8  | at Utah                | 64-62  | W   |
| J 13 | Fresno State           | 73-65  | W   |
| J 15 | Air Force              | 87-73  | W   |
| J 20 | at San Diego St. (OT)  | 83-82  | W   |
| J 22 | at Hawaii              | 66-69  | L   |
| J 27 | Wyoming                | 82-66  | W   |
| J 29 | Colorado State         | 79-66  | W   |
| F 3  | at Wyoming             | 65-79  | L   |
| F 5  | at Colorado St. (OT)   | 72-70  | W   |
| F 10 | San Diego State        | 101-87 | W   |
| F 12 | Hawaii                 | 85-79  | W   |
| F 17 | at Air Force           | 94-82  | W   |
| F 19 | at Fresno State        | 68-73  | L   |
| F 26 | Utah                   | 73-70  | W   |
| M 3  | New Mexico (OT)        | 82-84  | L   |
| M 5  | UTEP                   | 61-62  | L   |
| M 10 | vs. Utah+              | 96-65  | W   |
| M 11 | vs. Fresno State+      | 87-72  | W   |
| M 12 | vs. Hawaii+            | 66-73  | L   |
| M 17 | Arizona State#         | 74-67  | W   |
| M 22 | at Fresno State#       | 66-68  | L   |

\* Tournament of Champions (Charlotte)  
 ^ Cougar Classic  
 + WAC Tournament (SLC)  
 # NIT

## 1994-95

Record: 22-10  
 Conference: 13-5, T2nd WAC



**ROGER REID**  
 Years: 1989-96 (8)  
 Record: 152-77 (.664)

Home: 14-0  
 Road: 5-7  
 Neutral: 3-3  
 Postseason: 0-1 NCAA  
 Long Win Streak: 7  
 Long Loss Streak: 3  
 Vs. Ranked Teams: 1-0  
 Coach: Roger Reid

| DATE | OPPONENT               | SCORE | W/L |
|------|------------------------|-------|-----|
| N 23 | vs. Oklahoma St.*      | 69-59 | W   |
| N 25 | vs. Louisville*        | 75-60 | W   |
| N 26 | vs. Minnesota*         | 74-79 | L   |
| D 1  | at Utah State          | 59-83 | L   |
| D 3  | Nevada-Reno            | 96-80 | W   |
| D 6  | Mississippi State (OT) | 74-68 | W   |
| D 9  | Southern Utah ^        | 82-67 | W   |
| D 10 | Northwestern St. ^     | 80-53 | W   |
| D 17 | NE Louisiana           | 87-69 | W   |
| D 21 | at Weber State         | 74-86 | L   |
| D 29 | at San Jose State+     | 74-61 | W   |
| D 30 | vs. Santa Clara+       | 76-55 | W   |
| J 3  | Utah                   | 64-57 | W   |
| J 7  | at Air Force           | 89-68 | W   |
| J 9  | at Fresno State        | 69-61 | W   |
| J 12 | San Diego State        | 66-57 | W   |
| J 14 | Hawaii                 | 74-67 | W   |
| J 19 | at Colorado State      | 72-80 | L   |
| J 21 | at Wyoming             | 58-52 | W   |
| J 26 | UTEP (OT)              | 95-89 | W   |
| J 28 | New Mexico             | 81-63 | W   |
| F 2  | at UTEP (OT)           | 85-88 | L   |
| F 4  | at New Mexico          | 74-72 | W   |
| F 9  | Colorado State         | 76-68 | W   |
| F 11 | Wyoming                | 78-72 | W   |
| F 16 | at Hawaii              | 70-73 | L   |
| F 18 | at San Diego St.       | 52-58 | L   |
| F 23 | Fresno State           | 81-59 | W   |
| F 25 | Air Force              | 79-72 | W   |
| M 4  | at Utah                | 79-87 | L   |
| M 9  | vs. Colorado St.**     | 73-75 | L   |
| M 16 | vs. Tulane#            | 70-76 | L   |

\* Great Alaska Shootout  
 ^ Cougar Classic  
 + Cable Car Classic (San Jose)  
 \*\* WAC Tournament (Albuquerque)  
 # NCAA (Memphis)

**1995-96**

Record: 15-13  
 Conference: 9-9, 5th WAC  
 Home: 11-4  
 Road: 4-8  
 Neutral: 0-1  
 Long Win Streak: 4  
 Long Loss Streak: 3  
 Vs. Ranked Teams: 0-3  
 Coach: Roger Reid

| DATE | OPPONENT                 | SCORE | W/L |
|------|--------------------------|-------|-----|
| N 25 | Boise State              | 86-71 | W   |
| N 28 | at Nevada-Reno           | 77-79 | L   |
| D 2  | at No. 8 Mississippi St. | 74-79 | L   |
| D 5  | Utah State               | 76-52 | W   |
| D 8  | CS-Northridge*           | 99-74 | W   |
| D 9  | Louisiana Tech*          | 74-64 | W   |

|      |                    |        |   |
|------|--------------------|--------|---|
| D 12 | Weber State        | 91-86  | W |
| D 22 | at Texas Tech      | 71-81  | L |
| D 28 | Morgan State       | 110-69 | W |
| J 2  | at No. 15 Utah     | 77-83  | L |
| J 8  | Air Force          | 68-64  | W |
| J 10 | Fresno State       | 97-84  | W |
| J 13 | at San Diego State | 76-83  | L |
| J 15 | at Hawaii          | 78-77  | W |
| J 18 | Wyoming            | 84-75  | W |
| J 20 | Colorado State     | 76-78  | L |
| J 25 | at New Mexico      | 77-83  | L |
| J 27 | at UTEP            | 90-82  | W |
| F 1  | New Mexico         | 81-88  | L |
| F 3  | UTEP               | 82-71  | W |
| F 8  | at Colorado St.    | 76-81  | L |
| F 10 | at Wyoming         | 81-71  | W |
| F 15 | San Diego State    | 81-68  | W |
| F 17 | Hawaii             | 89-94  | L |
| F 22 | at Air Force       | 80-66  | W |
| F 24 | at Fresno State    | 83-95  | L |
| M 2  | No. 10 Utah        | 85-96  | L |
| M 7  | vs. Colorado St. + | 84-100 | L |

\* Cougar Classic  
 + WAC Tournament (Albuquerque)

**1996-97**

Record: 1-25  
 Conference: 0-16, 8th WAC  
 Home: 1-13  
 Road: 0-12  
 Long Win Streak: 1  
 Long Loss Streak: 21  
 Vs. Ranked Teams: 0-5  
 Coach: Roger Reid/Tony Ingle

| DATE | OPPONENT             | SCORE  | W/L |
|------|----------------------|--------|-----|
| N 22 | Cal St.-Fullerton    | 67-75  | L   |
| N 26 | at Washington        | 44-95  | L   |
| N 30 | Pacific              | 58-80  | L   |
| D 4  | at Weber State       | 80-97  | L   |
| D 10 | Utah State           | 64-61  | W   |
| D 13 | Boise State*         | 58-65  | L   |
| D 14 | Houston*             | 69-89  | L   |
| D 21 | at Georgia           | 65-84  | L   |
| D 27 | at Penn State        | 53-75  | L   |
| D 31 | San Diego St. (OT)   | 86-89  | L   |
| J 4  | at Wyoming           | 61-89  | L   |
| J 11 | No. 9 Utah           | 51-61  | L   |
| J 16 | at TCU               | 61-101 | L   |
| J 18 | at SMU               | 50-75  | L   |
| J 23 | Rice                 | 59-62  | L   |
| J 25 | No. 24 Tulsa         | 56-72  | L   |
| F 1  | at UTEP              | 49-75  | L   |
| F 3  | at No. 13 New Mexico | 32-74  | L   |
| F 6  | at No. 5 Utah        | 49-85  | L   |
| F 8  | Wyoming              | 60-72  | L   |
| F 13 | TCU                  | 80-92  | L   |
| F 15 | Southern Methodist   | 62-74  | L   |
| F 20 | at Tulsa             | 65-80  | L   |
| F 22 | at Rice              | 44-68  | L   |
| F 27 | No. 11 New Mexico    | 48-90  | L   |
| M 1  | UTEP                 | 76-81  | L   |

\* Cougar Classic

**1997-98**

Record: 9-21  
 Conference: 4-10, 6th WAC  
 Home: 4-10  
 Road: 4-9  
 Neutral: 1-2  
 Long Win Streak: 2  
 Long Loss Streak: 9  
 Vs. Ranked Teams: 1-3  
 Coach: Steve Cleveland

| DATE | OPPONENT         | SCORE | W/L |
|------|------------------|-------|-----|
| N 14 | at San Diego St. | 73-59 | W   |
| N 19 | Washington State | 49-78 | L   |
| N 21 | Oregon           | 67-74 | L   |
| N 29 | at Utah State    | 69-72 | L   |
| D 2  | Penn State       | 50-80 | L   |
| D 6  | at Boise State   | 67-83 | L   |
| D 9  | Washington       | 68-83 | L   |
| D 12 | Weber State*     | 83-70 | W   |
| D 13 | Pepperdine*      | 53-52 | W   |
| D 22 | at California    | 64-68 | L   |
| D 27 | at Hawaii        | 53-73 | L   |
| D 28 | vs. Virginia     | 54-72 | L   |
| D 29 | vs. Ohio State   | 72-65 | W   |
| J 5  | at Tulsa         | 57-53 | W   |
| J 10 | No. 3 Utah       | 61-71 | L   |
| J 15 | Wyoming          | 60-41 | W   |
| J 17 | Colorado State   | 44-55 | L   |
| J 22 | at UNLV          | 63-76 | L   |

|      |                      |       |   |
|------|----------------------|-------|---|
| J 24 | at Air Force         | 61-80 | L |
| J 29 | No. 14 New Mexico    | 54-72 | L |
| J 31 | UTEP                 | 59-68 | L |
| F 5  | at No. 5 Utah        | 68-83 | L |
| F 7  | Tulsa                | 59-65 | L |
| F 12 | at Colorado State    | 74-83 | L |
| F 14 | at Wyoming           | 54-77 | L |
| F 19 | Air Force            | 79-60 | W |
| F 21 | UNLV                 | 76-84 | L |
| F 26 | at No. 16 New Mexico | 83-62 | W |
| F 28 | at UTEP (3OT)        | 76-75 | W |
| M 3  | vs. Tulsa+           | 56-59 | L |

\* Cougar Classic  
 + WAC Tournament (Las Vegas)

**1998-99**

Record: 12-16  
 Conference: 6-8, 5th WAC  
 Home: 9-5  
 Road: 2-10  
 Neutral: 1-1  
 Long Win Streak: 3  
 Long Loss Streak: 4  
 Vs. Ranked Teams: 0-5  
 Coach: Steve Cleveland

| DATE | OPPONENT             | SCORE | W/L |
|------|----------------------|-------|-----|
| N 13 | Wofford              | 73-67 | W   |
| N 19 | at Weber State       | 80-83 | L   |
| N 23 | at Auburn            | 43-62 | L   |
| N 28 | No. 11 Arizona (OT)  | 74-78 | L   |
| D 1  | Denver               | 89-71 | W   |
| D 5  | at Oregon            | 62-93 | L   |
| D 8  | at Washington St.    | 69-70 | L   |
| D 11 | Louisiana Tech*      | 76-68 | W   |
| D 12 | CS-Northridge*       | 84-78 | W   |
| D 19 | California           | 70-71 | L   |
| D 22 | at UC-Irvine         | 75-82 | L   |
| J 2  | Utah State           | 61-59 | W   |
| J 9  | at Utah              | 54-75 | L   |
| J 14 | at San Diego State   | 83-76 | W   |
| J 16 | at Hawaii            | 60-59 | W   |
| J 21 | San Jose State       | 75-44 | W   |
| J 23 | Fresno State         | 75-79 | L   |
| J 28 | at UTEP              | 72-87 | L   |
| J 30 | at No. 12 New Mexico | 68-78 | L   |
| F 6  | No. 20 Utah          | 46-71 | L   |
| F 11 | Hawaii               | 81-68 | W   |
| F 13 | San Diego State      | 93-76 | W   |
| F 18 | at Fresno State      | 71-80 | L   |
| F 20 | at San Jose St. (OT) | 74-76 | L   |
| F 25 | No. 21 New Mexico    | 64-85 | L   |
| F 27 | UTEP                 | 85-64 | W   |
| M 2  | vs. TCU+             | 90-74 | W   |
| M 4  | vs. No. 8 Utah+      | 62-81 | L   |

\* Cougar Classic  
 + WAC Tournament (Las Vegas)

**1999-2000**

Record: 22-11  
 Conference: 7-7, 6th MWC  
 Home: 14-2  
 Road: 6-9  
 Neutral: 2-0  
 Postseason: 2-1 NIT  
 Long Win Streak: 5  
 Long Loss Streak: 2  
 Vs. Ranked Teams: 0-2  
 Coach: Steve Cleveland

| DATE | OPPONENT           | SCORE | W/L |
|------|--------------------|-------|-----|
| N 20 | Cal St.-Riverside  | 91-62 | W   |
| N 24 | Southern Utah      | 92-66 | W   |
| D 1  | at No. 4 Arizona   | 62-86 | L   |
| D 4  | at Denver          | 81-58 | W   |
| D 7  | Arizona State      | 78-67 | W   |
| D 10 | Texas Southern*    | 76-61 | W   |
| D 11 | Weber State*       | 66-53 | W   |
| D 18 | S. Carolina State  | 76-43 | W   |
| D 21 | at South Alabama   | 63-64 | L   |
| D 23 | at Fla. Intl. (OT) | 83-75 | W   |
| D 29 | at CS-Santa Barb.  | 57-48 | W   |
| J 5  | UC-Irvine          | 77-66 | W   |
| J 8  | at Utah State      | 82-73 | W   |
| J 10 | at UNLV            | 77-75 | W   |
| J 15 | Utah               | 49-56 | L   |
| J 20 | Wyoming            | 87-78 | W   |
| J 22 | Colorado State     | 68-47 | W   |
| J 27 | at Air Force       | 55-60 | L   |
| J 29 | at New Mexico      | 69-78 | L   |
| F 3  | at San Diego State | 72-50 | W   |
| F 12 | at No. 21 Utah     | 62-77 | L   |
| F 17 | New Mexico         | 74-78 | L   |
| F 19 | UNLV               | 83-82 | W   |



|      |                   |       |   |
|------|-------------------|-------|---|
| F 24 | at Colorado State | 54-68 | L |
| F 26 | at Wyoming        | 70-85 | L |
| M 2  | Air Force         | 73-52 | W |
| M 4  | San Diego State   | 67-50 | W |
| M 9  | vs. New Mexico ^  | 55-43 | W |
| M 10 | vs. Utah ^        | 58-54 | W |
| M 11 | at UNLV ^         | 56-79 | L |
| M 15 | Bowling Green +   | 81-54 | W |
| M 20 | So. Illinois +    | 82-57 | W |
| M 22 | at Notre Dame +   | 52-64 | L |

\* Cougar Classic  
^ MWC Tournament (Las Vegas)  
+ NIT

**2000-01**

Record: 24-9  
Conference: 10-4, T1st MWC  
Home: 15-0  
Road: 4-6  
Neutral: 5-3  
Postseason: 0-1 NCAA  
Long Win Streak: 6  
Long Loss Streak: 2  
Coach: Steve Cleveland

| DATE | OPPONENT            | SCORE  | W/L |
|------|---------------------|--------|-----|
| N 21 | Elon College        | 100-63 | W   |
| N 25 | UC Santa Barbara    | 67-53  | W   |
| N 30 | at San Francisco    | 70-80  | L   |
| D 2  | at Arizona State    | 52-80  | L   |
| D 7  | Florida Intl.       | 78-50  | W   |
| D 9  | vs. Rice            | 59-49  | W   |
| D 14 | Southern Utah       | 58-52  | W   |
| D 16 | Utah State          | 69-67  | W   |
| D 21 | vs. Boise State*    | 83-67  | W   |
| D 22 | vs. Iowa St.*       | 71-77  | L   |
| D 23 | vs. USC*            | 67-70  | L   |
| D 28 | at Weber State      | 84-75  | W   |
| D 30 | South Alabama       | 64-42  | W   |
| J 2  | Idaho               | 75-47  | W   |
| J 6  | Texas A&M Corpus C. | 84-68  | W   |
| J 13 | San Diego State     | 79-50  | W   |
| J 15 | UNLV                | 91-63  | W   |
| J 20 | at Colorado State   | 55-60  | L   |
| J 22 | at Wyoming          | 78-85  | L   |
| J 29 | Utah                | 69-61  | W   |
| F 1  | Air Force           | 62-45  | W   |
| F 3  | New Mexico          | 65-49  | W   |
| F 10 | at UNLV             | 56-68  | L   |
| F 12 | at San Diego State  | 69-66  | W   |
| F 15 | Wyoming             | 79-63  | W   |
| F 17 | Colorado State      | 68-51  | W   |
| F 24 | at Utah             | 75-82  | L   |
| M 1  | at New Mexico       | 72-67  | W   |

|      |                  |       |   |
|------|------------------|-------|---|
| M 3  | at Air Force     | 51-50 | W |
| M 8  | vs. Air Force ^  | 69-54 | W |
| M 9  | vs. Wyoming ^    | 77-66 | W |
| M 10 | vs. New Mexico ^ | 69-65 | W |
| M 15 | vs. Cincinnati#  | 59-84 | L |

\* Yahoo Sports Invitational (Laie, HI)

^ MWC Tournament (Las Vegas) - Champion

# NCAA (San Diego)

**2001-02**

Record: 18-12  
Conference: 7-7, T4th MWC  
Home: 16-0  
Road: 1-11  
Neutral: 1-1  
Postseason: 1-1 NIT  
Long Win Streak: 8  
Long Loss Streak: 3  
Coach: Steve Cleveland

| DATE | OPPONENT               | SCORE  | W/L |
|------|------------------------|--------|-----|
| N 17 | at Univ. of San Diego  | 70-59  | W   |
| N 24 | Arizona State          | 82-70  | W   |
| N 28 | at UC Santa Barbara    | 58-68  | L   |
| D 1  | at Utah State (OT)     | 81-90  | L   |
| D 5  | Weber State            | 65-47  | W   |
| D 8  | Creighton              | 61-52  | W   |
| D 12 | Fort Lewis             | 101-53 | W   |
| D 15 | Idaho                  | 70-48  | W   |
| D 22 | vs. No. 13 Stanford*   | 81-76  | W   |
| D 27 | CS Northridge          | 84-70  | W   |
| D 29 | Southern Utah          | 79-58  | W   |
| J 2  | San Francisco          | 65-51  | W   |
| J 5  | at Pepperdine (OT)     | 79-82  | L   |
| J 12 | San Diego State        | 75-64  | W   |
| J 15 | UNLV                   | 60-47  | W   |
| J 19 | at New Mexico          | 58-73  | L   |
| J 21 | at Air Force           | 64-74  | L   |
| J 28 | at Utah                | 66-71  | L   |
| F 2  | Wyoming                | 85-70  | W   |
| F 4  | Colorado State         | 57-52  | W   |
| F 9  | at UNLV                | 70-73  | L   |
| F 11 | at San Diego State     | 73-77  | L   |
| F 16 | New Mexico             | 68-62  | W   |
| F 18 | Air Force              | 67-51  | W   |
| F 23 | Utah                   | 63-61  | W   |
| F 28 | at Wyoming             | 60-76  | L   |
| M 2  | at Colorado State (OT) | 75-79  | L   |
| M 7  | vs. San Diego State ^  | 51-62  | L   |
| M 14 | UC Irvine +            | 78-55  | W   |
| M 20 | at Memphis +           | 69-80  | L   |

\* Las Vegas Showdown  
^ MWC Tournament (Las Vegas)  
+ NIT

**2002-03**

Record: 23-9  
Conference: 11-3, T1st MWC  
Home: 13-1  
Road: 6-5  
Neutral: 4-3  
Postseason: 0-1 NCAA  
Long Win Streak: 5  
Long Loss Streak: 2  
Vs. Ranked Teams: 0-2  
Coach: Steve Cleveland

| DATE | OPPONENT                  | SCORE | W/L |
|------|---------------------------|-------|-----|
| N 22 | vs. Toledo*               | 71-56 | W   |
| N 23 | vs. Kansas State*         | 73-64 | W   |
| N 25 | vs. St. Bonaventure*      | 66-57 | W   |
| N 30 | Rice                      | 95-56 | W   |
| D 4  | at Arizona State          | 64-60 | W   |
| D 7  | at Creighton              | 64-74 | L   |
| D 11 | San Diego                 | 64-49 | W   |
| D 14 | Utah State                | 66-56 | W   |
| D 21 | UC Santa Barbara          | 69-56 | W   |
| D 23 | at San Francisco          | 72-84 | L   |
| D 28 | Southern Utah             | 93-60 | W   |
| J 2  | Pepperdine                | 84-68 | W   |
| J 4  | vs. Oklahoma State +      | 65-78 | L   |
| J 8  | at Weber State            | 69-75 | L   |
| J 11 | Idaho State               | 77-58 | W   |
| J 16 | UNLV                      | 85-77 | W   |
| J 20 | at San Diego State        | 80-69 | W   |
| J 25 | Utah                      | 75-79 | L   |
| F 1  | New Mexico                | 80-64 | W   |
| F 3  | Air Force                 | 65-33 | W   |
| F 8  | at Wyoming                | 74-66 | W   |
| F 10 | at Colorado State         | 77-68 | W   |
| F 14 | at UNLV                   | 54-61 | L   |
| F 17 | San Diego State           | 66-64 | W   |
| F 24 | at No. 23 Utah            | 64-71 | L   |
| M 1  | at Air Force              | 56-43 | W   |
| M 3  | at New Mexico             | 91-81 | W   |
| M 6  | Wyoming                   | 69-50 | W   |
| M 8  | Colorado State            | 67-55 | W   |
| M 13 | vs. New Mexico ^          | 71-56 | W   |
| M 14 | vs. Colorado State ^ (OT) | 80-86 | L   |
| M 20 | vs. No. 23 Connecticut#   | 53-58 | L   |

\* Paradise Jam Tournament (Virgin Islands)  
+ All-College Classic (Oklahoma City)  
^ MWC Tournament (Las Vegas)  
# NCAA (Spokane, Wash.)

**2003-04**

Record: 21-9  
Conference: 10-4, 2nd MWC  
Home: 13-0  
Road: 5-7  
Neutral: 3-2  
Postseason: 0-1 NCAA  
Long Win Streak: 9  
Long Loss Streak: 3  
Vs. Ranked Teams: 1-1  
Coach: Steve Cleveland

| DATE | OPPONENT                    | SCORE | W/L |
|------|-----------------------------|-------|-----|
| N 21 | Southern Utah               | 88-54 | W   |
| N 26 | at California               | 46-47 | L   |
| N 29 | Utah Valley State           | 84-65 | W   |
| D 2  | at Boise State              | 75-69 | W   |
| D 6  | vs. No. 25 Oklahoma St. +   | 76-71 | W   |
| D 10 | Western Oregon              | 92-56 | W   |
| D 13 | Southern California         | 85-61 | W   |
| D 20 | Weber State                 | 86-65 | W   |
| D 23 | at Utah State               | 74-76 | L   |
| D 29 | vs. Idaho State*            | 90-66 | W   |
| D 30 | at Santa Clara*             | 68-66 | W   |
| J 2  | St. Mary's College (Calif.) | 70-55 | W   |
| J 7  | at North Carolina State     | 62-89 | L   |
| J 12 | at San Diego State          | 61-65 | L   |
| J 17 | Colorado State              | 82-53 | W   |
| J 19 | Wyoming                     | 78-64 | W   |
| J 24 | at Air Force                | 52-74 | L   |
| J 26 | at New Mexico               | 63-65 | L   |
| J 31 | at Utah                     | 56-64 | L   |
| F 7  | UNLV                        | 64-61 | W   |
| F 9  | San Diego State (OT)        | 83-69 | W   |
| F 14 | at Wyoming                  | 67-53 | W   |
| F 16 | at Colorado State           | 79-73 | W   |
| F 21 | New Mexico                  | 88-71 | W   |
| F 23 | Air Force                   | 67-61 | W   |
| M 1  | Utah                        | 70-57 | W   |
| M 6  | at UNLV                     | 89-88 | W   |
| M 11 | vs. Wyoming ^               | 79-74 | W   |
| M 12 | vs. Utah ^                  | 51-54 | L   |
| M 18 | vs. No. 20 Syracuse#        | 75-80 | L   |

**STEVE CLEVELAND**

Years: 1997-2005 (8)  
Record: 138-108 (.561)



Having rebuilt a BYU basketball program that had a 1-25 record prior to his arrival, Cleveland achieved a conference title in his fourth season and guided BYU to five consecutive postseason tournaments. Coming off his second conference championship in 2003, Cleveland was named the MWC Coach of the Year after his team finished 23-9 and earned an NCAA Tournament berth. With its invitation in 2004, BYU competed

in three NCAA Tournaments under Cleveland (2001, 2003, 2004). In 2000-01, BYU finished 24-9 while earning its first conference tournament title since 1992, its first regular-season championship since 1993 and its first NCAA bid since 1995. In 2001-02, Cleveland's team upset No. 13 Stanford, and during 2003-04 the Cougars upset then No. 25 Oklahoma State, who went on to win the Big 12 title and advance to the NCAA Final Four. He left BYU ranked fourth all-time in coaching victories and second all-time in Marriott Center wins. Following BYU he was the head coach at Fresno State until 2011. He is currently serving as a mission president for The Church of Jesus Christ of Latter-day Saints in Indianapolis.



+ Played at Delta Center, Salt Lake City  
 \* Cable Car Classic (Santa Clara)  
 ^ MWC Tournament (Denver)  
 # NCAA Tournament (Denver)

**2004-05**

Record: 9-21  
 Conference: 3-11, 17th MWC  
 Home: 6-8  
 Road: 2-9  
 Neutral: 1-4  
 Long Win Streak: 3  
 Long Loss Streak: 5  
 Vs. Ranked Teams: 0-4  
 Coach: Steve Cleveland

| DATE | OPPONENT                  | SCORE  | W/L |
|------|---------------------------|--------|-----|
| N 22 | vs. No. 4 North Carolina* | 50-86  | L   |
| N 23 | vs. Stanford*             | 53-62  | L   |
| N 24 | at Chaminade*             | 77-56  | W   |
| N 27 | California                | 64-67  | L   |
| D 1  | at Utah State             | 57-71  | L   |
| D 4  | at USC                    | 82-87  | L   |
| D 8  | Boise State               | 90-77  | W   |
| D 11 | vs. Washington State+     | 46-49  | L   |
| D 18 | Utah State                | 62-84  | L   |
| D 21 | No. 16 N.C. State         | 61-72  | L   |
| D 23 | at Weber State            | 79-61  | W   |
| D 28 | Southern Utah             | 77-52  | W   |
| D 31 | Santa Clara               | 87-74  | W   |
| J 4  | at Saint Mary's           | 51-72  | L   |
| J 8  | San Diego State           | 57-59  | L   |
| J 11 | MSU-Billings              | 110-70 | W   |
| J 15 | at Colorado State         | 67-74  | L   |
| J 17 | at Wyoming                | 71-83  | L   |
| J 22 | Air Force                 | 49-52  | L   |
| J 24 | New Mexico                | 68-53  | W   |
| J 31 | No. 25 Utah               | 58-72  | L   |
| F 5  | at UNLV (OT)              | 82-72  | W   |
| F 7  | at San Diego State        | 58-66  | L   |
| F 12 | Wyoming                   | 58-59  | L   |
| F 14 | Colorado State            | 50-49  | W   |
| F 19 | at New Mexico             | 72-91  | L   |
| F 21 | at Air Force              | 39-70  | L   |
| F 26 | at No. 13 Utah            | 60-69  | L   |
| M 5  | UNLV                      | 66-76  | L   |
| M 10 | vs. New Mexico ^          | 71-85  | L   |

\* EA SPORTS Maui Invitational  
 + Played at Delta Center, Salt Lake City  
 ^ MWC Tournament (Denver)

**2005-06**

Record: 20-9  
 Conference: 12-4, T2nd MWC  
 Home: 14-1  
 Road: 5-7  
 Neutral: 1-1  
 Postseason: 0-1 NIT  
 Long Win Streak: 6  
 Long Loss Streak: 2  
 Coach: Dave Rose

| DATE | OPPONENT                  | SCORE  | W/L |
|------|---------------------------|--------|-----|
| N 18 | Loyola Marymount          | 71-83  | L   |
| N 22 | at Wash. St. (in Spokane) | 76-68  | W   |
| N 26 | Southern Utah             | 86-61  | W   |
| N 30 | vs. Lamar+                | 97-74  | W   |
| D 3  | at USC                    | 68-74  | L   |
| D 7  | Boise State               | 80-77  | W   |
| D 10 | Northern Kentucky         | 65-46  | W   |
| D 17 | Weber State               | 80-54  | W   |
| D 22 | at Utah State             | 80-91  | L   |
| D 27 | Eastern Washington        | 97-66  | W   |
| D 30 | Tulsa                     | 68-49  | W   |
| J 5  | at Air Force              | 59-75  | L   |
| J 7  | Utah                      | 72-60  | W   |
| J 11 | at UNLV                   | 72-82  | L   |
| J 18 | Wyoming                   | 80-67  | W   |
| J 21 | at San Diego St.          | 88-61  | W   |
| J 25 | TCU (OT)                  | 89-80  | W   |
| J 28 | at Colorado State         | 86-84  | W   |
| F 1  | at New Mexico             | 77-71  | W   |
| F 4  | Air Force                 | 65-59  | W   |
| F 8  | at Utah                   | 79-60  | L   |
| F 11 | UNLV                      | 75-72  | W   |
| F 18 | at Wyoming                | 74-68  | W   |
| F 22 | San Diego State           | 100-90 | W   |
| F 25 | at TCU                    | 81-72  | W   |
| M 1  | Colorado State            | 77-69  | W   |
| M 4  | New Mexico                | 76-68  | W   |
| M 9  | vs. Utah ^                | 70-74  | L   |
| M 15 | at Houston+               | 67-77  | L   |

+ Played at Delta Center, Salt Lake City  
 ^ MWC Tournament (Denver)  
 + NIT



**DAVE ROSE**

Years: 2005-Present (8)

Record: 209-66 (.760)

Dave Rose has guided BYU to eight-straight 20-win seasons and eight-straight trips to the postseason — both program records. Rose coached last season's team to 24 victories and a trip to Madison Square Garden for the NIT semifinals. In 2010-11 he led BYU to a program record 32 wins and a trip to the Sweet 16 for the first time since 1981. With a 209-66 record, Rose has produced an eight-year resume that is nearly unmatched. In fact,

among the 40-plus coaches who took over a program in 2005, Rose has the best winning percentage (.760) and the most wins (209). His 209 victories place him fifth for best career starts (through eight seasons) by wins in NCAA history. He reached 200 wins during the 2012-13 season to become the 15th fastest in NCAA history to reach the milestone (259 games). Rose is a three-time MWC Coach of the Year and two-time USBWA District VIII Coach of the Year. He is also second all-time at BYU in career victories and first in career winning percentage.

**2006-07**

Record: 25-9  
 Conference: 13-3, 1st MWC  
 Home: 17-0  
 Road: 6-7  
 Neutral: 2-2  
 Postseason: 0-1 NCAA  
 Long Win Streak: 8  
 Long Loss Streak: 2  
 Highest Rank: 21st AP  
 Final Rank: 24th AP  
 Vs. Ranked Teams: 3-3  
 Coach: Dave Rose

| DATE | OPPONENT                  | SCORE  | W/L |
|------|---------------------------|--------|-----|
| N 15 | at No. 5 UCLA             | 69-82  | L   |
| N 18 | Idaho State (OT)          | 84-78  | W   |
| N 22 | Portland                  | 79-50  | W   |
| N 24 | Southern Utah             | 80-61  | W   |
| N 29 | at Boise State            | 68-72  | L   |
| D 2  | at Weber State (OT)       | 73-69  | W   |
| D 6  | San Jose State            | 81-69  | W   |
| D 9  | vs. No. 25 Michigan St. + | 61-76  | L   |
| D 13 | at Lamar (OT)             | 77-86  | L   |
| D 16 | Utah State                | 75-62  | W   |
| D 22 | Western Oregon            | 102-40 | W   |
| D 28 | Liberty*                  | 73-59  | W   |
| D 29 | Oral Roberts*             | 72-62  | W   |
| D 30 | Seton Hall*               | 77-68  | W   |
| J 6  | San Diego State           | 80-58  | W   |
| J 10 | TCU                       | 89-65  | W   |
| J 13 | at UNLV                   | 75-83  | L   |
| J 16 | Wyoming                   | 89-81  | W   |
| J 20 | at Colorado State         | 78-90  | L   |
| J 24 | at New Mexico             | 70-49  | W   |
| J 27 | No. 13 Air Force          | 61-52  | W   |
| J 31 | at Utah                   | 76-66  | W   |
| F 3  | No. 25 UNLV               | 90-63  | W   |
| F 6  | at Wyoming                | 77-73  | W   |
| F 10 | at TCU                    | 85-72  | W   |
| F 14 | New Mexico                | 96-83  | W   |
| F 21 | Colorado State            | 76-67  | W   |
| F 24 | at San Diego State        | 74-86  | L   |
| F 27 | at No. 20 Air Force       | 62-58  | W   |
| M 3  | Utah                      | 85-62  | W   |
| M 8  | vs. TCU ^                 | 77-64  | W   |
| M 9  | vs. Wyoming ^             | 96-84  | W   |
| M 10 | at No. 25 UNLV ^          | 70-78  | L   |
| M 15 | vs. Xavier#               | 77-79  | L   |

+ Played at The Palace of Auburn Hills (Mich.)  
 \* BYU Holiday Classic  
 ^ MWC Tournament (Las Vegas)  
 # NCAA Tournament (Lexington, Ky.)

**2007-08**

Record: 27-8  
 Conference: 14-2, 1st MWC  
 Home: 16-0  
 Road: 8-5  
 Neutral: 3-3  
 Postseason: 0-1 NCAA  
 Long Win Streak: 9  
 Long Loss Streak: 2  
 Highest Rank: 20th AP  
 Vs. Ranked Teams: 1-2  
 Coach: Dave Rose

| DATE | OPPONENT                 | SCORE  | W/L |
|------|--------------------------|--------|-----|
| N 10 | at Long Beach State      | 74-34  | W   |
| N 14 | Idaho State              | 90-69  | W   |
| N 16 | Jackson State*           | 100-61 | W   |
| N 20 | Hartford*                | 97-73  | W   |
| N 23 | vs. No. 6 Louisville*    | 78-76  | W   |
| N 24 | vs. No. 1 N. Carolina*   | 63-73  | L   |
| D 1  | at Portland              | 78-54  | W   |
| D 5  | Weber State              | 72-57  | W   |
| D 8  | vs. No. 9 Michigan St. + | 61-68  | L   |
| D 12 | Lamar                    | 88-66  | W   |
| D 15 | Pepperdine               | 86-67  | W   |
| D 21 | Southern Utah            | 70-55  | W   |
| D 29 | at Boise State           | 70-73  | L   |
| J 3  | Loyola Marymount         | 91-62  | W   |
| J 8  | at Wake Forest           | 62-79  | L   |
| J 12 | Colorado State           | 92-73  | W   |
| J 15 | at UNLV                  | 41-70  | L   |
| J 19 | at Utah                  | 55-52  | W   |
| J 23 | San Diego State          | 59-56  | W   |
| J 26 | New Mexico               | 83-66  | W   |
| J 30 | at Air Force             | 69-53  | W   |
| F 2  | at Wyoming               | 73-63  | W   |
| F 6  | TCU                      | 83-72  | W   |
| F 13 | at Colorado State        | 79-65  | W   |
| F 16 | UNLV                     | 74-48  | W   |
| F 20 | Utah                     | 67-59  | W   |
| F 23 | at San Diego State       | 65-69  | L   |
| F 26 | at New Mexico (OT)       | 70-69  | W   |
| M 1  | Air Force                | 76-57  | W   |
| M 5  | Wyoming                  | 78-61  | W   |
| M 8  | at TCU                   | 61-54  | W   |
| M 13 | vs. Colorado State ^     | 89-62  | W   |
| M 14 | vs. San Diego State ^    | 63-54  | W   |
| M 15 | at UNLV ^                | 61-76  | L   |
| M 20 | vs. Texas A&M#           | 62-67  | L   |

\*Las Vegas Invitational  
 + Played at Energy/Solutions Arena (SLC)  
 ^ MWC Tournament (Las Vegas)  
 # NCAA Tournament (Anaheim, Calif.)



**2008-09**

Record: 25-8  
 Conference: 12-4, T1st MWC  
 Home: 14-2  
 Road: 9-3  
 Neutral: 2-3  
 Postseason: 0-1 NCAA  
 Long Win Streak: 10  
 Long Loss Streak: 2  
 Highest Rank: 25th AP  
 Vs. Ranked Teams: 0-2  
 Coach Dave Rose

| DATE | OPPONENT                  | SCORE | W/L |
|------|---------------------------|-------|-----|
| N 14 | Long Beach State          | 75-65 | W   |
| N 18 | at Pepperdine             | 82-53 | W   |
| N 20 | North Florida*            | 74-41 | W   |
| N 21 | Rice*                     | 83-52 | W   |
| N 22 | Cal Poly*                 | 76-64 | W   |
| N 29 | at Idaho State            | 85-65 | W   |
| D 3  | at Weber State            | 92-62 | W   |
| D 6  | vs. Utah State+           | 68-63 | W   |
| D 10 | Boise State               | 94-56 | W   |
| D 13 | Portland                  | 91-76 | W   |
| D 20 | No. 20 vs. Arizona State~ | 75-76 | L   |
| D 30 | at Tulsa (CBS C)          | 74-68 | W   |
| J 3  | No. 6 Wake Forest         | 87-94 | L   |
| J 6  | Western Oregon            | 85-64 | W   |
| J 10 | at Colorado State         | 86-60 | W   |
| J 13 | TCU                       | 73-61 | W   |
| J 17 | at New Mexico             | 62-81 | L   |
| J 21 | UNLV                      | 70-76 | L   |
| J 24 | San Diego State           | 77-71 | W   |
| J 27 | at Utah (OT)              | 88-94 | L   |
| J 31 | Wyoming                   | 84-60 | W   |
| F 3  | at Air Force              | 71-50 | W   |
| F 11 | Colorado State            | 94-60 | W   |
| F 14 | at TCU                    | 79-63 | W   |
| F 17 | New Mexico                | 73-62 | W   |
| F 21 | at UNLV                   | 74-75 | L   |
| F 24 | at San Diego State        | 69-59 | W   |
| F 28 | Utah                      | 63-50 | W   |
| M 4  | at Wyoming                | 78-68 | W   |
| M 7  | Air Force                 | 54-49 | W   |
| M 12 | vs. Air Force ^           | 80-69 | W   |
| M 13 | vs. San Diego State ^     | 62-64 | L   |
| M 19 | vs. Texas A&M#            | 66-79 | L   |

\* Basketball Travelers Invitational (Marriott Center)  
 + Played at Energy Solutions Arena (Salt Lake City)  
 ~ 2008 Stadium Shootout (Glendale, Ariz.)  
 ^ MWC Tournament (Las Vegas)  
 # NCAA Tournament (Philadelphia)

**2009-10**

Record: 30-6  
 Conference: 13-3, 2nd MWC  
 Home: 15-1  
 Road: 10-4  
 Neutral: 5-1  
 Postseason: 1-1 NCAA  
 Long Win Streak: 15  
 Long Loss Streak: 1  
 Highest Rank: 10th Coaches Poll  
 Final Rank: 17th AP  
 Vs. Ranked Teams: 0-3  
 Coach Dave Rose

| DATE | OPPONENT             | SCORE   | W/L |
|------|----------------------|---------|-----|
| N 13 | Bradley              | 70-60   | W   |
| N 17 | Idaho State          | 87-53   | W   |
| N 20 | at Hawaii            | 83-65   | W   |
| N 24 | Southern             | 107-51  | W   |
| N 27 | Weber State          | 87-70   | W   |
| D 2  | at Utah State        | 61-71   | L   |
| D 5  | vs. San Francisco+   | 69-43   | W   |
| D 8  | Arizona State        | 81-68   | W   |
| D 12 | at Fresno State      | 72-67   | W   |
| D 17 | Wagner*              | 77-61   | W   |
| D 19 | Eastern Washington*  | 91-34   | W   |
| D 22 | vs. Nevada*          | 110-104 | W   |
| D 23 | vs. Nebraska*        | 88-66   | W   |
| D 28 | at Arizona~          | 99-69   | W   |
| J 2  | Eastern New Mexico   | 95-49   | W   |
| J 6  | UNLV                 | 77-73   | W   |
| J 9  | at UTEP              | 83-77   | W   |
| J 13 | at Air Force         | 67-49   | W   |
| J 16 | Colorado State       | 91-47   | W   |
| J 20 | Wyoming              | 81-66   | W   |
| J 23 | at San Diego State   | 71-69   | W   |
| J 27 | at No. 23 New Mexico | 72-76   | L   |
| J 30 | Utah                 | 82-69   | W   |
| F 2  | TCU                  | 76-56   | W   |
| F 6  | at UNLV              | 74-88   | L   |
| F 13 | Air Force            | 91-48   | W   |

|      |                    |        |   |
|------|--------------------|--------|---|
| F 17 | at Colorado State  | 92-70  | W |
| F 20 | at Wyoming         | 85-63  | W |
| F 24 | San Diego State    | 82-68  | W |
| F 27 | No. 10 New Mexico  | 81-83  | L |
| M 3  | at Utah            | 71-51  | W |
| M 6  | at TCU             | 107-77 | W |
| M 11 | vs. TCU ^          | 95-85  | W |
| M 12 | at UNLV ^          | 66-70  | L |
| M 18 | vs. Florida# (20T) | 99-92  | W |
| M 20 | vs. Kansas State#  | 72-84  | L |

\* Las Vegas Classic  
 + Played at EnergySolutions Arena (Salt Lake City)  
 ~ 2009 Fiesta Bowl Classic  
 ^ MWC Tournament (Las Vegas)  
 # NCAA Tournament (Oklahoma City)

**2010-11**

Record: 32-5  
 Conference: 14-2, T1st MWC  
 Home: 13-1  
 Road: 10-1  
 Neutral: 9-3  
 Postseason: 2-1 NCAA  
 Long Win Streak: 10  
 Long Loss Streak: 1  
 Highest Rank: 3rd AP/Coaches Poll  
 Final Rank: 10th AP  
 Vs. Ranked Teams: 3-2  
 Coach Dave Rose

| DATE | OPPONENT                  | SCORE  | W/L |
|------|---------------------------|--------|-----|
| N 12 | Fresno State              | 83-56  | W   |
| N 17 | Utah State                | 78-72  | W   |
| N 20 | Chicago State*            | 109-60 | W   |
| N 23 | Mississippi Valley State* | 83-36  | W   |
| N 26 | vs. South Florida (20T)*  | 77-75  | W   |
| N 27 | vs. Saint Marys*          | 74-73  | W   |
| D 1  | at Creighton ^            | 77-65  | W   |
| D 4  | vs. Hawaii                | 78-57  | W   |
| D 8  | vs. Vermont               | 86-58  | W   |
| D 11 | vs. Arizona               | 87-65  | W   |
| D 18 | vs. UCLA#                 | 79-86  | L   |
| D 21 | at Weber State            | 72-66  | W   |
| D 23 | UTEP                      | 89-68  | W   |
| D 30 | at Buffalo                | 90-82  | W   |
| J 1  | Fresno Pacific            | 93-57  | W   |
| J 5  | at UNLV                   | 89-77  | W   |
| J 8  | Air Force                 | 76-66  | W   |
| J 11 | at Utah                   | 104-79 | W   |
| J 18 | TCU                       | 83-67  | W   |
| J 22 | at Colorado State         | 94-85  | W   |
| J 26 | San Diego State           | 71-58  | W   |
| J 29 | at New Mexico             | 77-86  | L   |
| F 2  | at Wyoming                | 69-62  | W   |
| F 5  | UNLV                      | 78-64  | W   |
| F 9  | at Air Force              | 90-52  | W   |
| F 12 | Utah                      | 72-59  | W   |
| F 19 | at TCU                    | 79-56  | W   |
| F 23 | Colorado State            | 84-76  | W   |
| F 26 | at San Diego State        | 80-67  | W   |
| M 2  | New Mexico                | 64-82  | L   |
| M 5  | Wyoming                   | 102-78 | W   |
| M 10 | vs. TCU~                  | 64-58  | W   |
| M 11 | vs. New Mexico~           | 87-76  | W   |
| M 12 | vs. San Diego State~      | 54-72  | L   |
| M 17 | vs. Wofford%              | 74-66  | W   |
| M 19 | vs. Gonzaga%              | 89-67  | W   |
| M 24 | vs. Florida (OT)@         | 64-83  | L   |

\* South Padre Island Invitational  
 ^ Mountain West-Missouri Valley Challenge  
 # John R. Wooden Classic  
 ~ Conoco MWC Championships  
 % NCAA Tournament Second/Third Round (Denver)  
 @ NCAA Regional Semifinals (New Orleans)

**2011-12**

Record: 26-9  
 Conference: 12-4, 3rd WCC  
 Home: 13-3  
 Road: 8-3  
 Neutral: 5-3  
 Postseason: 1-1 NCAA  
 Long Win Streak: 5  
 Long Loss Streak: 1  
 Vs. Ranked Teams: 1-4  
 Coach Dave Rose

| DATE | OPPONENT           | SCORE | W/L |
|------|--------------------|-------|-----|
| N 11 | at Utah State      | 62-69 | L   |
| N 15 | BYU-Hawaii         | 73-52 | W   |
| N 18 | Longwood ^         | 92-60 | W   |
| N 22 | Prairie View A&M ^ | 90-51 | W   |
| N 25 | vs. Nevada ^       | 76-55 | W   |

|      |                       |       |   |
|------|-----------------------|-------|---|
| N 26 | vs. Wisconsin ^       | 56-73 | L |
| N 30 | vs. Northern Arizona@ | 87-52 | W |
| D 3  | vs. Oregon            | 79-65 | W |
| D 7  | Weber State           | 94-66 | W |
| D 10 | at Utah               | 61-42 | W |
| D 17 | Baylor                | 83-86 | L |
| D 20 | Buffalo               | 93-78 | W |
| D 22 | UC Santa Barbara      | 89-75 | W |
| D 27 | Cal State San Marcos  | 79-51 | W |
| D 29 | at Saint Marys        | 82-98 | L |
| D 31 | San Diego             | 88-52 | W |

|      |                     |       |   |
|------|---------------------|-------|---|
| J 5  | at Loyola Marymount | 73-65 | W |
| J 7  | San Francisco       | 81-56 | W |
| J 14 | Santa Clara         | 95-78 | W |
| J 16 | at San Diego        | 82-63 | W |
| J 19 | Loyola Marymount    | 68-82 | L |
| J 21 | at Pepperdine       | 77-64 | W |
| J 25 | at Virginia Tech    | 70-68 | W |
| J 28 | Saint Marys         | 66-80 | L |
| F 2  | Gonzaga             | 83-73 | W |
| F 4  | at Portland         | 79-60 | W |
| F 11 | Pepperdine          | 86-48 | W |
| F 16 | at San Francisco    | 85-84 | W |
| F 18 | at Santa Clara      | 82-67 | W |
| F 23 | at Gonzaga          | 63-74 | L |
| F 25 | Portland            | 76-66 | W |
| M 2  | vs. San Diego+      | 73-68 | W |
| M 3  | vs. Gonzaga+        | 58-77 | L |
| M 13 | vs. Iona#           | 78-72 | W |
| M 15 | vs. Marquette#      | 68-88 | L |

^ = Chicago Invitational Challenge  
 @ = Lumberjack Classic  
 + = WCC Championships  
 # = NCAA Tournament

**2012-13**

Record: 24-12  
 Conference: 10-6, 3rd WCC  
 Home: 15-3  
 Road: 7-5  
 Neutral: 2-4  
 Postseason: 3-1 NIT  
 Long Win Streak: 5  
 Long Loss Streak: 1  
 Vs. Ranked Teams: 1-4  
 Coach Dave Rose

| DATE | OPPONENT                 | SCORE | W/L |
|------|--------------------------|-------|-----|
| N 9  | Tennessee State ^        | 81-66 | W   |
| N 13 | Georgia State ^          | 80-62 | W   |
| N 16 | vs. Florida State ^      | 70-88 | L   |
| N 17 | vs. Notre Dame ^         | 68-78 | L   |
| N 21 | UT-San Antonio           | 81-62 | W   |
| N 24 | Cal State Northridge     | 87-75 | W   |
| N 28 | vs. Montana#             | 85-60 | W   |
| D 1  | at Iowa State            | 62-83 | L   |
| D 8  | Utah                     | 61-58 | W   |
| D 15 | at Weber State           | 78-68 | W   |
| D 18 | Eastern New Mexico       | 95-62 | W   |
| D 21 | at Baylor                | 64-79 | L   |
| D 27 | Northern Arizona         | 84-54 | W   |
| D 29 | vs. Virginia Tech#       | 97-71 | W   |
| J 3  | Loyola Marymount         | 92-51 | W   |
| J 5  | at San Francisco         | 80-76 | W   |
| J 10 | Pepperdine               | 76-51 | W   |
| J 12 | at Santa Clara           | 82-64 | W   |
| J 16 | Saint Marys              | 69-70 | L   |
| J 19 | San Diego                | 74-67 | W   |
| J 24 | at Gonzaga               | 63-83 | L   |
| J 26 | at Portland              | 85-67 | W   |
| J 31 | at Pepperdine            | 63-61 | W   |
| F 2  | Santa Clara              | 96-79 | W   |
| F 7  | at San Diego             | 68-74 | L   |
| F 9  | San Francisco            | 87-99 | L   |
| F 16 | Portland                 | 86-72 | W   |
| F 19 | Utah State               | 70-68 | W   |
| F 21 | at Saint Marys           | 57-64 | L   |
| F 28 | Gonzaga                  | 65-70 | L   |
| M 2  | at Loyola Marymount      | 73-70 | W   |
| M 8  | vs. San Diego+           | 69-72 | L   |
| M 19 | Washington@              | 90-79 | W   |
| M 25 | Mercer@                  | 90-71 | W   |
| M 27 | at Southern Mississippi@ | 79-62 | W   |
| A 2  | vs. Baylor@              | 70-76 | L   |

^ = Coaches vs. Cancer Classic  
 # = at Energy Solutions Arena  
 + = WCC Championships  
 @ = NIT

|                    |                  |                    |                  |                  |               |
|--------------------|------------------|--------------------|------------------|------------------|---------------|
| <b>AAA</b>         |                  | Gus Black          | 1935-36-37       | Todd Crow        | 1990          |
| Ron Abegglen       | 1959-60-61       | Bill Blumenthal    | 1962-63-64       | Larry Crowley    | 1960-61       |
| Charles Abouo      | 2009-10-11-12    | Daniel Bobik       | 2001-02          | Dave Crowton     | 1936          |
| Jarkko Ahlbom      | 1996-97-98       | Ralph Bonham       | 1953             | Ralph Crowton    | 1935-36-39    |
| Austin Ainge       | 2003-04-05-06-07 | Malcolm Booth      | 1938             | Sherman Crump    | 1952-53-54    |
| Danny Ainge        | 1978-79-80-81    | Danny Bower        | 1998-99          | Ryan Cuff        | 1993          |
| Doug Ainge         | 1974             | Ricky Bower        | 2003-04          | Lee Cummard      | 2006-07-08-09 |
| Von Alleman        | 1982-83          | Shawn Bradley      | 1991             | Craig Cusick     | 2012-13       |
| Glen Allen         | 1938-39-40       | Paul Briggs        | 1989-90          | <b>DDD</b>       |               |
| John Allen         | 2003             | Lloyd Brink        | 1939-40-41       | Dick Dabling     | 1946          |
| Markland Allred    | 1935-38          | Eldon Brinley      | 1928-29-30-31    | Jerry Dahlman    | 1963          |
| John Alstrom       | 1962-63          | Rashaun Broadus    | 2006-07          | Kirk Davidson    | 1990-91       |
| Augustin Ambrosino | 2013             | Walter Brooks      | 1935-36          | Brandon Davies   | 2010-11-12-13 |
| Brian Ambrozich    | 1972-73          | Tyrone Brown       | 1997             | Bob Davis        | 1968-69-70    |
| Belmont Anderson   | 1972-73-74       | Vince Bryan        | 1988-89          | Derek Dawes      | 2001-04-05-06 |
| Blaine Anderson    | 1954-55-56       | Jay Bunker         | 1971-72-73       | Larry DeLaitre   | 1970          |
| David Anderson     | 1997             | Sam Burgess        | 2005-06-07-08    | Raul Delgado     | 2013          |
| Greg Anderson      | 1977-78          | Van Burgess        | 1953-54-55       | Dee Denzer       | 1964          |
| Harry Anderson     | 1955-56-57       | Bruce Burton       | 1961-62-63       | Bob Detmers      | 1937          |
| Jack Anderson      | 1956-57          | <b>CCC</b>         |                  | Willard Devitt   | 1938          |
| James Anderson     | 2009-10-11       | Nathan Call        | 1987-88-91-92    | Brian Dignan     | 1998-99       |
| Kenneth Anderson   | 1924             | Cory Calvert       | 2013             | Buck Dixon       | 1923-24-25-26 |
| Steve Anderson     | 1978-79-80       | Elbert Campbell    | 1935             | Sanky Dixon      | 1926-27-28-29 |
| Lou Andrus         | 1963             | Jeff Campbell      | 1991-95-96-97    | Chris Dowling    | 1969          |
| Steve Andrus       | 1989-90          | Hugh Cannon        | 1934-35-36       | Paul Drecksel    | 1983-84       |
| Brett Applegate    | 1983-84          | Bobby Capener      | 1982-83-86-87    | Jon Dresser      | 1967-68-69    |
| Rafael Araujo      | 2003-04          | Matt Carlino       | 2012-13          | Jerry Dunn       | 1918-20-21    |
| Jordan Archibald   | 2000-01          | Jon Carlisle       | 2002             | Loren Dunn       | 1951-52       |
| Lance Archibald    | 1996-97-98-99    | Nate Chappell      | 1999             | Devin Durrant    | 1979-80-83-84 |
| Stan Ashby         | 1962             | Jeff Chatman       | 1985-86-87-88    | Kent Durrant     | 1949-51       |
| Alan Astle         | 1984-87-88-89    | Jay Cheesman       | 1974-75-76-77    | Mark Durrant     | 1990-93-94-95 |
| David Astle        | 1990-91-92-93    | Larry Cheesman     | 1977-78          | <b>EEE</b>       |               |
| Nate Austin        | 2012-13          | Junior Child       | 1946-47          | Jim Eakins       | 1966-67-68    |
| <b>BBB</b>         |                  | Jacob Chrisman     | 2001             | Gary Earnest     | 1959-60-61    |
| Bryce Bailey       | 1944-45-46-47    | Bryce Christensen  | 1940-41          | Dave Eastis      | 1959-60-61    |
| Dave Bailey        | 1971-72          | Craig Christensen  | 1976-79-80-81-82 | Valoy Eaton      | 1958-59-60    |
| Maynard Bailey     | 1945             | Harold Christensen | 1951-52-53       | Clarence Edwards | 1918-19-20    |
| Clyde Baker        | 1970-71          | Jack Christensen   | 1937-38-39       | Bud Eggertsen    | 1940          |
| Jimmy Balderson    | 2002-05-06-07    | Kurt Christensen   | 1992-93-94       | Joe Ellsworth    | 2000          |
| Wilburn Ball       | 1933             | Todd Christensen   | 1996-99-00       | Jackson Emery    | 2006-09-10-11 |
| Greg Ballif        | 1978-79-80-81-82 | Lee Christiansen   | 1930             | Duane Esplin     | 1941-42-47    |
| Mark Ballif        | 1929-30          | Fred Clark         | 1918-19          | Fay Evans        | 1932-33       |
| Dave Barber        | 1960             | Randy Clark        | 1947-48-49       | Ferd Evans       | 1932-33       |
| Bruce Barron       | 1968-69          | Grig Clawson       | 1973-74-75       | Talmadge Eyre    | 1998          |
| Gary Batchelor     | 1961-62-63       | Mark Clausen       | 1988             | <b>FFF</b>       |               |
| Ivan Beem          | 1947-48-49-50    | Robert Cochran     | 1985-86          | John Fairchild   | 1964-65       |
| Doug Beck          | 1957             | Reed Collins       | 1926-27-28       | Mel Fawcett      | 1932          |
| Chad Beckstead     | 1937-38          | Stan Collins       | 1953-54          | Bryan Fink       | 1985-86       |
| Ron Bell           | 1960             | Chris Collinsworth | 2008-11-12       | John Fish        | 1989-92-93-94 |
| John Benson        | 1955-56-57       | Kyle Collinsworth  | 2011             | Orville Fisher   | 1966-67-68    |
| Jim Benton         | 1935             | Jeff Congdon       | 1964-65-66       | Chad Fister      | 1996          |
| Grant Berges       | 1995-96-97       | George Cooper      | 1928-29-30-31    | Alan Frampton    | 1989-90       |
| Mike Berning       | 1974             | Nathan Cooper      | 1996-99-00-01    | Danny Frazier    | 1979          |
| Frank Berrett      | 1959-60          | Kresimir Cosic     | 1971-72-73       | Jimmer Fredette  | 2008-09-10-11 |
| Sherrell Berrett   | 1959             | Wayne Cottle       | 1950-51          | Bernie Fryer     | 1971-72       |
| Roland Bevell      | 1960-61          | Bob Craig          | 1949-50-51       | DeRay Fullmer    | 1947-48-49-50 |
| Lowell Biddulph    | 1925             | Steve Craig        | 1976-79-80-81    | Frank Fullmer    | 1940-41-42    |
| Mark Bigelow       | 1999-02-03-04    | Jack Cravens       | 1957-58          | Gary Furniss     | 1981-82-83    |
| Nick Bird          | 1923             | Bill Crow          | 1962-63          |                  |               |

# ALL-TIME LETTERMEN



|                     |                  |                   |                  |                    |                  |
|---------------------|------------------|-------------------|------------------|--------------------|------------------|
| <b>GGG</b>          |                  | <b>JJJ</b>        |                  | <b>MMM</b>         |                  |
| Dean Gardner        | 1940-41-42       | Elwood Jackson    | 1922             | Gavin MacGregor    | 2007             |
| Mike Gardner        | 1963-64-65       | Gee Jackson       | 1942             | Mac Madsen         | 1954-58-59       |
| Morris Gardner      | 1947             | Boyd Jarman       | 1951-52-53       | McRay Magleby      | 1930-31          |
| Floyd Garn          | 1931-32          | Ken James         | 1965-66-67       | Russell Magleby    | 1928-29-30-31    |
| Alma Garrett        | 1946-47          | Hal Jensen        | 1956-57          | Logan Magnusson    | 2010-11          |
| Todd Gentry         | 1990             | Jay Jensen        | 1947             | Fernando Malaman   | 2006-07          |
| Earl Giles          | 1934-35-36-37    | Jared Jensen      | 2002-03-04-05    | Jack Mannion       | 1961             |
| Floyd Giles         | 1941-42-43-46    | John Jensen       | 1945             | Nick Martineau     | 2008-11-12       |
| Lynn Gleave         | 1958             | Lawrell Jensen    | 1930             | Nick Mateljan      | 1953-54-55       |
| Elwood Gledhill     | 1923             | Bart Jepsen       | 1998-01-02-03    | Anthony Matthews   | 1985-86          |
| Tom Gneiting        | 1985-86-87       | Bret Jepsen       | 1995-98-99       | LeRoy Maughan      | 1966-69-70       |
| George Gourley      | 1933             | Jim Jimas         | 1965-66-67       | Mike Maxwell       | 1980-82          |
| Lee Gourley         | 1935             | Joe Johnson       | 1932-33-34-35    | Mike May           | 1977-78          |
| R. Clark Greenhalgh | 1945-46-49       | Lloyd Johnson     | 1961-62          | Dave McGuire       | 1978-79-81       |
| Tom Griggs          | 1924             | Lou Johnson       | 1930-31-32       | Emerson McOmber    | 1933             |
| Dick Grimmett       | 1934             | Dick Jones        | 1949-50-51       | Jim McIntyre       | 1960             |
| Earl Groesbeck      | 1925             | Robert Jones      | 1991-92          | Garner Meads       | 2001-04-05       |
| Holden Gunnett      | 1935-39          | Russ Jones        | 1957-58          | Steve Merta        | 1962             |
| John Gustin         | 1957-58          | Troy Jones        | 1973-74-75-76    | Mark Michaelis     | 1999             |
| <b>HHH</b>          |                  | Craig Jorgensen   | 1971-72-73       | Chris Miles        | 2005-08-09-10    |
| Ed Hale             | 1947             | <b>KK</b>         |                  | Gary Miles         | 1957-58-59       |
| Mike Hall           | 2004-05          | Keegan Kane       | 1991             | Paul Millar        | 1963-64          |
| Lynn Halvorsen      | 1929             | Tom Karren        | 1952-53-54       | Jared Miller       | 1991-92-93       |
| Lee Hamblin         | 1943             | Bronson Kaufusi   | 2013             | Jim Miller         | 1969-70-71       |
| Brian Hamilton      | 1998-99          | Ralph Keeler      | 1919-22-23       | Mark Miller        | 1960-63-64       |
| Chris Handy         | 1998             | Steve Kelly       | 1969-70-71       | Floyd Millet       | 1933             |
| Mark Handy          | 1974-75-76-77    | Jim Kelson        | 1961-62-63       | Duard Millet       | 1943             |
| Travis Hansen       | 2001-02-03       | Andy Kimball      | 1945             | Wayne Millet       | 1935             |
| Don Hanson          | 1943             | Paul Kitchen      | 1956             | Roland Minson      | 1949-50-51       |
| Chauncey Harmon     | 1925             | Greg Kite         | 1980-81-82-83    | John Moala         | 1997             |
| Damarcus Harrison   | 2012             | Nate Knight       | 2001             | Matt Montague      | 1997-00-01-02    |
| Irel Hart           | 1927             | Shane Knight      | 1991-92-93-94-95 | Scott Moon         | 1990-91          |
| Noah Hartsock       | 2009-10-11-12    | Steve Kramer      | 1964-65-66       | Lamont Morgan, Jr. | 2009-10          |
| Ian Harward         | 2013             | LaVar Kump        | 1936-37-38       | Tim Mould          | 1976             |
| Jacob Hawkins       | 1999             | Ron Kump          | 1954             | Ben Murdock        | 2007-08          |
| Marty Haws          | 1985-87-88-89-90 | Gene Kunz         | 1961-62          | Bert Myers         | 1959-60          |
| Tyler Haws          | 2010-13          | <b>LLL</b>        |                  | <b>NNN</b>         |                  |
| Leon Heaps          | 1951-52          | Timo Lampen       | 1961             | Nick Nacic         | 1977             |
| Don Helm            | 1958             | Dean Larsen       | 1952-53-54       | Terry Nashif       | 2002-03-04-05    |
| Mike Herring        | 1988-89          | Russell Larson    | 1992-93-94-95    | Ross Neilson       | 1923             |
| Mark Heslop         | 1986-89-90-91-92 | Vance Law         | 1975-76-77       | Byron Nelson       | 1931-32-33-34    |
| Bruce Hill          | 1959-60          | Veryl Law         | 1974-75-76-77    | Joe Nelson         | 1947-48-49-50    |
| Gary Hill           | 1965-66-67       | Luiz Lemes        | 2003-04          | Dick Nemelka       | 1964-65-66       |
| Russ Hillman        | 1949-50-51       | Drew Leonard      | 1937             | John Nicoll        | 1958-59          |
| Willard Hirschi     | 1954-55-56       | Malcolm LeSueur   | 1932-33          | David Nielsen      | 1999-00          |
| Bryan Hofheins      | 1995-96          | Dave Lewis        | 1954-55-56       | Eric Nielsen       | 1997-00-01-02    |
| Jim House           | 1967             | John Lewis        | 1963             | Gifford Nielsen    | 1974-75          |
| Bob Howard          | 1923-24-25-26    | Kari Liimo        | 1967-68-69       | Kevin Nielsen      | 1978-79-82-83-84 |
| Dan Howard          | 2000-01-02-03    | Shawn Lindquist   | 1993-94          | Stan Nielsen       | 1940-41          |
| Doug Howard         | 1968-69-70       | Chick Little      | 1946-47          | Chris Nikchevich   | 1983-84-85       |
| Greg Humphreys      | 1986-87          | John Lloyd        | 1990             | Kevin Nixon        | 1992-93          |
| Dale Hunt           | 1941             | Wesley Lloyd      | 1924-25-26       | Reed Noble         | 1975-76          |
| Jim Hunter          | 1931-32-33-34    | Matt Lohner       | 1995-96          | <b>OOO</b>         |                  |
| Mel Hutchins        | 1947-48-50-51    | Paul Loveday      | 1966-67          | Ralph Olsen        | 1951-52          |
| <b>III</b>          |                  | Michael Loyd, Jr. | 2008-10          | Roy Olsen          | 1945-46-47       |
| Rags Ingersoll      | 1924-25-28-29    | Terrell Lyday     | 2000-01          | Bob Orr            | 1941-42-43       |
| Bob Inglis          | 1960             | Chris Lynch       | 1988             | Misho Ostarcevic   | 1976-77          |
| Vuk Ivanovic        | 2006-07-08       | Walter Lyons      | 1935             | Clarence Osterhues | 1949-50          |
| Ivan Iverson        | 1937             | Marty Lythgoe     | 1967-68-69       | Don Overly         | 1940-41          |
|                     |                  |                   |                  | Dick Owen          | 1947             |

|                   |            |                  |                          |                  |                 |                  |
|-------------------|------------|------------------|--------------------------|------------------|-----------------|------------------|
|                   | <b>PPP</b> |                  |                          |                  |                 |                  |
| Paul Packard      |            | 1922-23-24-25    | Bill Ruffner             | 1964-66          | Michael Tompson | 1997             |
| Albert Page       |            | 1919-20          | Bryon Ruffner            | 1996             | Byron Toone     | 1950             |
| Bill Pardoe       |            | 1938             | Paul Ruffner             | 1969-70          | Andy Toolson    | 1985, 88-89-90   |
| Averian Parrish   |            | 1986             | Scott Runia              | 1977-78-79-80    | Bill Treu       | 1958             |
| Lynn Parsons      |            | 1967-68-69       |                          | <b>SSS</b>       | Gary Trost      | 1988-91-92-93    |
| Truman Partridge  |            | 1922-23          | Timo Saarelainen         | 1981-82-83-84-85 | Steve Trumbo    | 1979-80-81-82    |
| Herschel Pederson |            | 1954-55-56       | Nick Sanderson           | 1992-93          | Marlow Turpin   | 1935-36-37       |
| Marty Perry       |            | 1983-84-85       | Kevin Santiago           | 1989-90          |                 | <b>UUU</b>       |
| Jared Peterson    |            | 1998             | Mark Santiago            | 1991-92          | Jim Usevitch    | 1983-84-87-88    |
| Morris Peterson   |            | 1953-54          | Kalevi (Moni) Sarkalahti | 1971-72-73       |                 | <b>VVV</b>       |
| Rolfe Peterson    |            | 1942-46          | LaVon Satterfield        | 1950             | Veikko Vainio   | 1969-70-71       |
| Russ Peterson     |            | 1956-57-58-59    | Randy Schouten           | 1966-67-68       | Don Volpi       | 1958             |
| Ed Pinegar        |            | 1954-55-56       | Steve Schreiner          | 1988-89-90-91    | Michael Vranes  | 1997-99-00-01    |
| Jesse Pinegar     |            | 2001-02          | Ron Selleaze             | 1998             |                 | <b>WWW</b>       |
| Matt Pinegar      |            | 2009             | Josh Sharp               | 2012-13          | Brent Wade      | 1986-87          |
| Trent Plaisted    |            | 2005-06-07-08    | Ty Shippen               | 2001             | Brady Walker    | 1942-43-46-47    |
| Alan Pollard      |            | 1983-85-86       | Jake Shoff               | 2003-04          | Bud Walker      | 1929             |
| Carl Pollard      |            | 1984-85          | Ernest Shumway           | 1918             | Scott Warner    | 1967-68-69-70    |
| Wendell Poulson   |            | 1927             | Rickey Shumway           | 1959             | Stan Watts      | 1937-38          |
| Pete Prusse       |            | 1947             | Don Simmons              | 1927             | Richie Webb     | 1981-84-85-86    |
| Thomas Pyne       |            | 1920             | Glen Simmons             | 1918-22          | Justin Weidauer | 1992-95-96-97-98 |
|                   | <b>QQQ</b> |                  | Scott Sinek              | 1982-83-84-85    | Joe Weight      | 1946-47-48-49    |
| Bob Quinney       |            | 1963-64-65       | Bob Skousen              | 1959-62-63       | Ken Weight      | 1920-21-22       |
|                   | <b>RRR</b> |                  | Clarence Skousen         | 1927-28-29       | Fred Weimer     | 1939-40-41       |
| Gary Radunich     |            | 1970             | Michael Smith            | 1984, 87-88-89   | Neil Welling    | 1943-44-45       |
| Lloyd Rasmussen   |            | 1954-55          | Don Snow                 | 1940-41-42       | Mekeli Wesley   | 1998-99-00-01    |
| Mahlon Rasmusson  |            | 1943             | Greg Snow                | 1972-73-74-75    | Vern Whatcott   | 1949-50          |
| Craig Raymond     |            | 1965-66-67       | Bill Snow                | 1921-27          | Jack Whipple    | 1947-48-49-50    |
| Mark Reeve        |            | 1927-28-29-30    | Scott Sonnenberg         | 1997             | Trent Whiting   | 2001             |
| Fenton Reeves     |            | 1920             | Meade Squire             | 1946-47          | Jay Whitman     | 1932-33-34-35    |
| Brock Reichner    |            | 2005-06          | Jim Spencer              | 1959             | Craig Wilcox    | 1994-95          |
| Randy Reid        |            | 1990-93-94-95-96 | Jon Stanley              | 1964-65          | Mel Wilkes      | 1956-57-58       |
| Robbie Reid       |            | 1994-95          | George Staples           | 1930             | Chris Williams  | 1974-75-76       |
| George Rekoutis   |            | 1964             | Ron Steinke              | 1960-61-62-63    | Frank Willis    | 1919             |
| Dale Rex          |            | 1941-42-43       | Tom Steinke              | 1955-56-57       | Bob Wilson      | 1961-62          |
| Keith Rice        |            | 1978-79          | Neil Stephens            | 1953             | Anson Winder    | 2012-13          |
| Bob Ricks         |            | 1957             | Brent Stephenson         | 1986-87          | Joe Winters     | 1943             |
| Doug Richards     |            | 1972-73-74       | Reed Stewart             | 1923-24-25       | David Wolfe     | 1988-89          |
| Frosty Richards   |            | 1924-25-26-27    | Chris Stock              | 1996             | Kevin Woodberry | 2003-04          |
| Harry Richards    |            | 1918-19-20-21    | Earl Sumsion             | 1918             | Frank Wright    | 1935-36          |
| Joe Richey        |            | 1951-52-53       | Russell Swenson          | 1921-22-26       | Leslie Wright   | 1927-28-29       |
| Grant Richins     |            | 1943             |                          | <b>TTT</b>       | Paul Wyatt      | 1963-64          |
| Vir Richins       |            | 1938-39          | Nick Taggart             | 1997-00          |                 | <b>YYY</b>       |
| Silester Rivers   |            | 1999-00          | Jonathan Tavernari       | 2007-08-09-10    | Robbie Yates    | 1997-98          |
| Charles Roberts   |            | 1937-38          | Alan Taylor              | 1977-78-79-80    | Ike Young       | 1923             |
| Fred Roberts      |            | 1979-80-81-82    | Brian Taylor             | 1983-84-87-88    | Keena Young     | 2005-06-07       |
| Glen Roberts      |            | 1977-78-79       | Snide Taylor             | 1924             |                 | <b>ZZZ</b>       |
| Kenneth Roberts   |            | 1991-94-95-96    | John Taylor              | 1953-54          | Brock Zylstra   | 2010-11-12-13    |
| Marc Roberts      |            | 2000-03-04       | Terry Tebbs              | 1954-55-56       |                 |                  |
| Neil Roberts      |            | 1965-66-67       | Roy Thacker              | 1957-58-59       |                 |                  |
| Burl Robison      |            | 1930-31-32-33    | Ted Thiel                | 1947-48-49       |                 |                  |
| Stephen Rogers    |            | 2011-12          | Cy Thompson              | 1943             |                 |                  |
| Elwood Romney     |            | 1930-31-32-33    | Jay Thompson             | 1994-95-96       |                 |                  |
| Golden Romney     |            | 1923-24-25-26    | Jermaine Thompson        | 1996             |                 |                  |
| Jerry Romney      |            | 1950-51-52       | Paul Thompson            | 1945             |                 |                  |
| Archie Rose       |            | 2008-2009        | Verne Thompson           | 1976-77          |                 |                  |
| Mike Rose         |            | 2004-05-06-07    | Paul Thorn               | 1929             |                 |                  |
| Lynn Rowe         |            | 1955-56-57       | Dick Thorne              | 1952             |                 |                  |
| Owen Rowe         |            | 1927-28-29       | James Thorne             | 1951             |                 |                  |
|                   |            |                  | Phil Tollestrup          | 1970-71-72       |                 |                  |



BYU COACHING BREAKDOWN

| YEAR | COACH           | CONF. | FINISH | CONF. REC. | OVERALL | OFF. | DEF. | DIFF. |
|------|-----------------|-------|--------|------------|---------|------|------|-------|
| 2013 | Dave Rose       | WCC   | 3rd    | 10-6       | 24-12   | 77.1 | 69.5 | +7.6  |
| 2012 | Dave Rose       | WCC   | 3rd    | 12-4       | 26-9    | 77.9 | 67.4 | +10.5 |
| 2011 | Dave Rose       | MWC   | T1st   | 14-2       | 32-5    | 81.4 | 67.9 | +13.5 |
| 2010 | Dave Rose       | MWC   | 2nd    | 13-3       | 30-6    | 83.1 | 66.4 | +16.7 |
| 2009 | Dave Rose       | MWC   | T1st   | 12-4       | 25-8    | 77.1 | 65.2 | +11.9 |
| 2008 | Dave Rose       | MWC   | 1st    | 14-2       | 27-8    | 73.7 | 63.2 | +10.5 |
| 2007 | Dave Rose       | MWC   | 1st    | 13-3       | 25-9    | 78.1 | 69.0 | +9.1  |
| 2006 | Dave Rose       | MWC   | T2nd   | 12-4       | 20-9    | 76.2 | 71.7 | +4.5  |
| 2005 | Steve Cleveland | MWC   | T7th   | 3-11       | 9-21    | 65.7 | 69.0 | -3.3  |
| 2004 | Steve Cleveland | MWC   | 2nd    | 10-4       | 21-9    | 71.4 | 65.6 | +5.8  |
| 2003 | Steve Cleveland | MWC   | T1st   | 11-3       | 23-9    | 71.8 | 63.5 | +8.3  |
| 2002 | Steve Cleveland | MWC   | T4th   | 7-7        | 18-12   | 70.5 | 65.0 | +5.5  |
| 2001 | Steve Cleveland | MWC   | T1st   | 10-4       | 24-9    | 70.4 | 62.7 | +7.7  |
| 2000 | Steve Cleveland | MWC   | 6th    | 7-7        | 22-11   | 70.5 | 63.8 | +6.7  |
| 1999 | Steve Cleveland | WAC   | 5th    | 6-8        | 12-16   | 71.8 | 73.4 | -1.6  |
| 1998 | Steve Cleveland | WAC   | 6th    | 4-10       | 9-21    | 63.5 | 69.8 | -6.3  |
| 1997 | Tony Ingle      | WAC   | 16th   | 0-16       | 0-19    | 58.3 | 78.9 | -20.6 |
| 1997 | Roger Reid      | WAC   | -      | 0-0        | 1-6     | 62.9 | 80.3 | -17.4 |
| 1996 | Roger Reid      | WAC   | 5th    | 9-9        | 15-13   | 82.3 | 78.4 | +3.9  |
| 1995 | Roger Reid      | WAC   | 2nd    | 13-5       | 22-10   | 75.2 | 69.2 | +6.0  |
| 1994 | Roger Reid      | WAC   | 3rd    | 12-6       | 22-10   | 79.4 | 74.4 | +5.0  |
| 1993 | Roger Reid      | WAC   | 1st    | 15-3       | 25-9    | 81.0 | 71.9 | +9.1  |
| 1992 | Roger Reid      | WAC   | 1st    | 12-4       | 25-7    | 80.2 | 69.6 | +10.6 |
| 1991 | Roger Reid      | WAC   | 2nd    | 11-5       | 21-13   | 72.2 | 68.7 | +3.5  |
| 1990 | Roger Reid      | WAC   | 1st    | 11-5       | 21-9    | 70.3 | 65.7 | +4.6  |
| 1989 | Ladell Andersen | WAC   | 5th    | 7-9        | 14-15   | 80.6 | 80.1 | +0.5  |
| 1988 | Ladell Andersen | WAC   | 1st    | 13-3       | 26-6    | 85.5 | 76.2 | +9.3  |
| 1987 | Ladell Andersen | WAC   | 2nd    | 12-4       | 21-11   | 82.3 | 77.2 | +5.1  |
| 1986 | Ladell Andersen | WAC   | 4th    | 11-5       | 18-14   | 72.8 | 70.6 | +2.2  |
| 1985 | Ladell Andersen | WAC   | 3rd    | 9-7        | 15-14   | 75.0 | 74.4 | +0.6  |
| 1984 | Ladell Andersen | WAC   | 2nd    | 12-4       | 20-11   | 78.5 | 75.0 | +3.5  |
| 1983 | Frank Arnold    | WAC   | 1st    | 11-5       | 15-14   | 69.5 | 66.2 | +3.3  |
| 1982 | Frank Arnold    | WAC   | 4th    | 9-7        | 17-13   | 62.8 | 58.4 | +4.4  |
| 1981 | Frank Arnold    | WAC   | 3rd    | 12-4       | 25-7    | 78.8 | 71.1 | +7.7  |
| 1980 | Frank Arnold    | WAC   | 1st    | 13-1       | 24-5    | 83.5 | 72.5 | +11.0 |
| 1979 | Frank Arnold    | WAC   | 1st    | 10-2       | 20-8    | 85.0 | 76.6 | +8.4  |
| 1978 | Frank Arnold    | WAC   | 4th    | 6-8        | 12-18   | 81.0 | 83.2 | -2.2  |
| 1977 | Frank Arnold    | WAC   | 7th    | 4-10       | 12-15   | 74.6 | 75.1 | -0.5  |
| 1976 | Frank Arnold    | WAC   | 5th    | 6-8        | 12-14   | 77.5 | 83.9 | -6.4  |
| 1975 | Glenn Potter    | WAC   | 6th    | 5-9        | 12-14   | 79.3 | 80.3 | -1.0  |
| 1974 | Glenn Potter    | WAC   | 6th    | 6-8        | 11-15   | 77.5 | 83.9 | -6.4  |
| 1973 | Glenn Potter    | WAC   | 2nd    | 9-5        | 19-7    | 79.5 | 74.6 | +4.9  |
| 1972 | Stan Watts      | WAC   | 1st    | 12-2       | 21-5    | 81.8 | 74.1 | +7.7  |
| 1971 | Stan Watts      | WAC   | 1st    | 10-4       | 18-11   | 82.8 | 79.1 | +3.7  |
| 1970 | Stan Watts      | WAC   | 7th    | 4-10       | 8-18    | 80.7 | 84.1 | -3.4  |
| 1969 | Stan Watts      | WAC   | 1st    | 6-4        | 16-12   | 83.0 | 80.7 | +2.3  |
| 1968 | Stan Watts      | WAC   | 4th    | 4-6        | 13-12   | 82.6 | 78.2 | +4.4  |
| 1967 | Stan Watts      | WAC   | 1st    | 8-2        | 14-10   | 81.7 | 76.1 | +5.6  |
| 1966 | Stan Watts      | WAC   | 2nd    | 6-4        | 20-9    | 95.5 | 82.9 | +12.6 |
| 1965 | Stan Watts      | WAC   | 1st    | 8-2        | 21-7    | 94.3 | 84.1 | +10.2 |
| 1964 | Stan Watts      | WAC   | 3rd    | 5-5        | 13-12   | 79.0 | 80.2 | -1.2  |
| 1963 | Stan Watts      | WAC   | 2nd    | 6-4        | 12-14   | 77.1 | 78.3 | -1.2  |
| 1962 | Stan Watts      | MSC   | 4th    | 5-9        | 10-16   | 70.5 | 74.9 | -4.4  |
| 1961 | Stan Watts      | MSC   | 3rd    | 9-5        | 15-11   | 73.9 | 71.9 | +2.0  |
| 1960 | Stan Watts      | MSC   | 5th    | 5-9        | 9-17    | 67.0 | 75.1 | -8.1  |
| 1959 | Stan Watts      | MSC   | 4th    | 8-6        | 15-11   | 75.5 | 71.2 | +4.3  |
| 1958 | Stan Watts      | MSC   | 2nd    | 9-5        | 13-13   | 65.3 | 66.7 | -1.4  |
| 1957 | Stan Watts      | MSC   | 1st    | 11-3       | 19-9    | 70.7 | 67.1 | +3.6  |
| 1956 | Stan Watts      | MSC   | 2nd    | 10-4       | 18-8    | 77.2 | 67.0 | +10.2 |
| 1955 | Stan Watts      | MSC   | 2nd    | 10-4       | 13-13   | 72.7 | 71.0 | +1.7  |
| 1954 | Stan Watts      | MSC   | 2nd    | 9-5        | 18-11   | 68.6 | 64.8 | +3.83 |
| 1953 | Stan Watts      | MSC   | 2nd    | 11-3       | 22-8    | 69.2 | 56.2 | +13.0 |
| 1952 | Stan Watts      | MSC   | 2nd    | 9-5        | 14-10   | 60.4 | 58.8 | +1.6  |
| 1951 | Stan Watts      | RMC   | 1st    | 15-5       | 28-8    | 65.3 | 55.7 | +9.6  |
| 1950 | Stan Watts      | RMC   | 1st    | 14-6       | 22-12   | 55.0 | 49.9 | +5.1  |

WCC=West Coast Conference; MWC=Mountain West Conference; WAC=Western Athletic Conference; MSC=Mountain State Conference (Skyline); RMC=Rocky Mountain Conference



**MARRIOTT CENTER W/L RECORDS**

| YEARS        | HEAD COACH                   | W/L            | PCT.         |
|--------------|------------------------------|----------------|--------------|
| 1971-72      | Stan Watts                   | 12-0           | 1.000        |
|              | <b>Stan Watts Total</b>      | <b>12-0</b>    | <b>1.000</b> |
| 1972-73      | Glenn Potter                 | 11-3           | .786         |
| 1973-74      | Glenn Potter                 | 6-4            | .600         |
| 1974-75      | Glenn Potter                 | 9-6            | .533         |
|              | <b>Glenn Potter Total</b>    | <b>26-13</b>   | <b>.641</b>  |
| 1975-76      | Frank Arnold                 | 7-5            | .583         |
| 1976-77      | Frank Arnold                 | 6-6            | .500         |
| 1977-78      | Frank Arnold                 | 9-4            | .692         |
| 1978-79      | Frank Arnold                 | 14-0           | 1.00         |
| 1979-80      | Frank Arnold                 | 12-2           | .857         |
| 1980-81      | Frank Arnold                 | 13-0           | 1.00         |
| 1981-82      | Frank Arnold                 | 11-5           | .688         |
| 1982-83      | Frank Arnold                 | 9-6            | .600         |
|              | <b>Frank Arnold Total</b>    | <b>81-28</b>   | <b>.743</b>  |
| 1983-84      | Ladell Andersen              | 14-1           | .933         |
| 1984-85      | Ladell Andersen              | 9-5            | .643         |
| 1985-86      | Ladell Andersen              | 12-4           | .750         |
| 1986-87      | Ladell Andersen              | 10-4           | .786         |
| 1987-88      | Ladell Andersen              | 16-2           | .889         |
| 1988-89      | Ladell Andersen              | 10-5           | .667         |
|              | <b>Ladell Andersen Total</b> | <b>71-21</b>   | <b>.783</b>  |
| 1989-90      | Roger Reid                   | 15-0           | 1.00         |
| 1990-91      | Roger Reid                   | 10-6           | .625         |
| 1991-92      | Roger Reid                   | 14-1           | .933         |
| 1992-93      | Roger Reid                   | 13-1           | .929         |
| 1993-94      | Roger Reid                   | 14-2           | .875         |
| 1994-95      | Roger Reid                   | 14-0           | 1.000        |
| 1995-96      | Roger Reid                   | 11-4           | .733         |
| 1996-97      | Roger Reid                   | 1-4            | .143         |
|              | <b>Roger Reid Total</b>      | <b>92-18</b>   | <b>.821</b>  |
| 1996-97      | Tony Ingle                   | 0-9            | .000         |
|              | <b>Tony Ingle Total</b>      | <b>0-9</b>     | <b>.000</b>  |
| 1997-98      | Steve Cleveland              | 4-10           | .286         |
| 1998-99      | Steve Cleveland              | 9-5            | .643         |
| 1999-00      | Steve Cleveland              | 14-2           | .875         |
| 2000-01      | Steve Cleveland              | 15-0           | 1.000        |
| 2001-02      | Steve Cleveland              | 16-0           | 1.000        |
| 2002-03      | Steve Cleveland              | 13-1           | .929         |
| 2003-04      | Steve Cleveland              | 13-0           | 1.000        |
| 2004-05      | Steve Cleveland              | 6-8            | .429         |
|              | <b>Steve Cleveland Total</b> | <b>90-26</b>   | <b>.776</b>  |
| 2005-06      | Dave Rose                    | 14-1           | .933         |
| 2006-07      | Dave Rose                    | 17-0           | 1.000        |
| 2007-08      | Dave Rose                    | 16-0           | 1.000        |
| 2008-09      | Dave Rose                    | 14-2           | .875         |
| 2009-10      | Dave Rose                    | 15-1           | .938         |
| 2010-11      | Dave Rose                    | 13-1           | .929         |
| 2011-12      | Dave Rose                    | 13-3           | .813         |
| 2012-13      | Dave Rose                    | 15-3           | .833         |
|              | <b>Dave Rose Total</b>       | <b>117-11</b>  | <b>.914</b>  |
| <b>Total</b> |                              | <b>489-126</b> | <b>.795</b>  |

**BYU COACHING RECORDS**

| YEARS      | HEAD COACH        | WON         | LOST        | PCT.        |
|------------|-------------------|-------------|-------------|-------------|
| 1902-03    | W.A. Colton       | 4           | 5           | .444        |
| 1903-05    | (Unknown)         | 12          | 6           | .667        |
| 1905-08    | C.T. Teetzel      | 22          | 6           | .786        |
| 1908-10    | Fred Bennion      | 16          | 6           | .727        |
| 1910-11    | Henry Rose        | 8           | 0           | 1.000       |
| 1911-20    | E.L. Roberts      | 58          | 20          | .744        |
| 1920-25    | Alvin Twitchell   | 50          | 20          | .714        |
| 1925-28    | E.L. Roberts      | 29          | 29          | .500        |
|            | Roberts Overall   | 87          | 49          | .640        |
| 1928-35    | G. Ott Romney     | 139         | 71          | .662        |
| 1935-36    | Edwin R. Kimball  | 16          | 9           | .640        |
| 1936-38    | Fred "Buck" Dixon | 25          | 23          | .521        |
| 1938-41    | Edwin R. Kimball  | 43          | 29          | .597        |
|            | Kimball Overall   | 59          | 38          | .608        |
| 1941-49    | Floyd Millet      | 104         | 77          | .575        |
| 1949-72    | Stan Watts        | 371         | 254         | .594        |
| 1972-75    | Glenn Potter      | 42          | 36          | .538        |
| 1975-83    | Frank Arnold      | 137         | 94          | .593        |
| 1983-89    | Ladell Andersen   | 114         | 71          | .616        |
| 1989-96    | Roger Reid        | 152         | 77          | .664        |
| 1996-97    | Tony Ingle        | 0           | 19          | .000        |
| 1997-05    | Steve Cleveland   | 138         | 108         | .561        |
| 2005-Pres. | Dave Rose         | 209         | 66          | .760        |
|            | <b>OVERALL</b>    | <b>1690</b> | <b>1026</b> | <b>.622</b> |

**POSTSEASON RECORDS**

| STAN WATTS             | ROGER REID             |
|------------------------|------------------------|
| NCAA Overall – 4-10    | NCAA Overall – 2-5     |
| NIT Overall – 6-2      | NIT Overall – 1-1      |
| 1950 – NCAA – 1-1      | 1990 – NCAA – 0-1      |
| 1951 – NCAA – 1-2      | 1991 – NCAA – 1-1      |
| NIT – 3-0              | 1992 – NCAA – 0-1      |
| 1953 – NIT – 0-1       | 1993 – NCAA – 1-1      |
| 1954 – NIT – 0-1       | 1994 – NIT – 1-1       |
| 1957 – NCAA – 1-1      | 1995 – NCAA – 0-1      |
| 1965 – NCAA – 0-2      |                        |
| 1966 – NIT – 3-0       | <b>STEVE CLEVELAND</b> |
| 1969 – NCAA – 0-1      | NCAA Overall – 0-3     |
| 1971 – NCAA – 1-2      | NIT Overall – 3-2      |
| 1972 – NCAA – 0-1      | 2000 – NIT – 2-1       |
|                        | 2001 – NCAA – 0-1      |
| <b>FRANK ARNOLD</b>    | 2002 – NIT – 1-1       |
| NCAA Overall – 3-3     | 2003 – NCAA – 0-1      |
| NIT Overall – 0-1      | 2004 – NCAA – 0-1      |
| 1979 – NCAA – 0-1      |                        |
| 1980 – NCAA – 0-1      | <b>DAVE ROSE</b>       |
| 1981 – NCAA – 3-1      | NCAA Overall – 4-6     |
| 1982 – NIT – 0-1       | NIT Overall – 3-2      |
|                        | 2006 – NIT – 0-1       |
| <b>LADELL ANDERSEN</b> | 2007 – NCAA – 0-1      |
| NCAA Overall – 2-3     | 2008 – NCAA – 0-1      |
| NIT Overall – 2-1      | 2009 – NCAA – 0-1      |
| 1984 – NCAA – 1-1      | 2010 – NCAA – 1-1      |
| 1986 – NIT – 2-1       | 2011 – NCAA – 2-1      |
| 1987 – NCAA – 0-1      | 2012 – NCAA – 1-1      |
| 1988 – NCAA – 1-1      | 2013 – NIT – 3-1       |



YEAR-BY-YEAR TEAM STATISTICS

| YEAR      | GMS       | MINUTES     | FG          | FGA         | FG%         | 3 FG       | 3 FGA      | 3 FG%       | FT         | FTA        | FT%         | O-REB      | D-REB       | TOTAL REB.  | RB AVG      | PF         | FO        |
|-----------|-----------|-------------|-------------|-------------|-------------|------------|------------|-------------|------------|------------|-------------|------------|-------------|-------------|-------------|------------|-----------|
| 1948-49   | 34        |             | 837         |             |             |            |            |             | 442        | 654        | .676        |            |             |             |             | 607        |           |
| 1949-50   | 34        |             | 670         | 1977        | .339        |            |            |             | 420        | 668        | .629        |            |             |             |             | 563        |           |
| 1950-51   | <b>37</b> |             | 920         | <b>2611</b> | .352        |            |            |             | 597        | 902        | .660        |            |             | <b>1457</b> | 39.4        | 709        | 25        |
| 1951-52   | 24        |             | 576         | 1756        | .328        |            |            |             | 299        | 482        | .620        |            |             | 901         | 37.5        | 442        | 15        |
| 1952-53   | 30        |             | 743         |             | .330        |            |            |             | 566        |            | .660        |            |             | 1392        | 46.4        | 558        | 22        |
| 1953-54   | 28        |             | 697         |             | .330        |            |            |             | 529        |            | .610        |            |             | 1335        | 47.7        | 539        | 9         |
| 1954-55   | 26        |             | 685         | 2104        | .326        |            |            |             | 522        | 808        | .646        |            |             | 1268        | 48.8        | 521        |           |
| 1955-56   | 26        |             | 735         | 2032        | .362        |            |            |             | 536        | 770        | .696        |            |             | 1451        | <b>55.8</b> | 473        | 20        |
| 1956-57   | 28        |             | 688         | 1956        | .352        |            |            |             | 609        | 831        | .733        |            |             | 1230        | 43.9        | 508        | 18        |
| 1957-58   | 26        |             | 646         | 1731        | .373        |            |            |             | 405        | 650        | .623        |            |             | 1279        | 49.2        | 513        | 22        |
| 1958-59   | 26        |             | 751         | 1822        | .412        |            |            |             | 436        | 698        | .625        |            |             | 1402        | 53.9        | 470        | 22        |
| 1959-60   | 25        |             | 630         | 1653        | .381        |            |            |             | 416        | 613        | .679        |            |             | 1168        | 46.7        | 459        | 18        |
| 1960-61   | 26        |             | 736         | 1790        | .411        |            |            |             | 451        | 670        | .673        |            |             | 1255        | 48.3        | 524        |           |
| 1961-62   | 26        |             | 725         | 1910        | .380        |            |            |             | 390        | 604        | .646        |            |             | 1293        | 49.7        | 530        |           |
| 1962-63   | 26        |             | 745         | 1825        | .408        |            |            |             | 495        | 701        | .706        |            |             | 1273        | 49.0        | 596        |           |
| 1963-64   | 25        |             | 775         | 1775        | .437        |            |            |             | 424        | 605        | .701        |            |             | 1220        | 48.8        | 508        |           |
| 1964-65   | 28        |             | 1014        | 2122        | .478        |            |            |             | 611        | 825        | .741        |            |             | 1457        | 52.0        | 584        |           |
| 1965-66   | 25        |             | 946         | 1898        | .498        |            |            |             | 496        | 693        | .720        |            |             | 1346        | 53.8        | 488        |           |
| 1966-67   | 24        |             | 762         | 1550        | .492        |            |            |             | 436        | 644        | .678        |            |             | 1117        | 46.5        | 519        |           |
| 1967-68   | 25        |             | 787         | 1803        | .436        |            |            |             | 490        | 720        | .681        |            |             | 1276        | 51.0        | 498        |           |
| 1968-69   | 28        |             | 903         | 2029        | .445        |            |            |             | 519        | 785        | .661        |            |             | 1438        | 51.4        | 574        |           |
| 1969-70   | 26        |             | 812         | 1859        | .437        |            |            |             | 472        | 718        | .657        |            |             | 1369        | 52.7        | 534        |           |
| 1970-71   | 29        |             | 918         | 1933        | .475        |            |            |             | 565        | 805        | .702        |            |             | 1352        | 46.6        | 403        |           |
| 1971-72   | 26        |             | 801         | 1659        | .483        |            |            |             | 526        | 736        | .715        |            |             | 1206        | 46.4        | 435        | 12        |
| 1972-73   | 26        |             | 822         | 1701        | .483        |            |            |             | 428        | 594        | .721        |            |             | 1240        | 47.7        | 365        |           |
| 1973-74   | 26        |             | 788         | 1730        | .455        |            |            |             | 439        | 581        | .756        |            |             | 1137        | 43.7        | 492        | 12        |
| 1974-75   | 26        |             | 819         | 1725        | .475        |            |            |             | 424        | 613        | .692        |            |             | 1119        | 43.0        | 552        | 24        |
| 1975-76   | 26        |             | 805         | 1722        | .467        |            |            |             | 405        | 585        | .692        |            |             | 1162        | 44.7        | 572        | 31        |
| 1976-77   | 27        |             | 800         | 1706        | .469        |            |            |             | 413        | 571        | .723        |            |             | 1071        | 39.7        | 579        | 24        |
| 1977-78   | 30        |             | 957         | 1974        | .485        |            |            |             | 515        | 725        | .710        |            |             | 1126        | 37.5        | 640        | 39        |
| 1978-79   | 28        |             | 940         | 1778        | .529        |            |            |             | 501        | 717        | .699        |            |             | 1176        | 42.0        | 587        | 29        |
| 1979-80   | 29        |             | 955         | 1830        | .522        |            |            |             | 511        | 722        | .708        |            |             | 1224        | 42.2        | 543        | 21        |
| 1980-81   | 32        |             | 960         | 1954        | .491        |            |            |             | 600        | 840        | .714        |            |             | 1366        | 42.7        | 591        | 29        |
| 1981-82   | 30        |             | 697         | 1511        | .461        |            |            |             | 491        | 689        | .712        |            |             | 1118        | 37.2        | 507        | 14        |
| 1982-83   | 29        |             | 761         | 1652        | .461        |            |            |             | 492        | 687        | .716        |            |             | 1111        | 38.3        | 560        | 27        |
| 1983-84   | 31        |             | 896         | 1762        | .509        |            |            |             | 641        | 855        | .75         |            |             | 1076        | 34.7        | 624        | 17        |
| 1984-85   | 29        |             | 821         | 1773        | .463        |            |            |             | 533        | 789        | .676        |            |             | 1048        | 36.1        | 671        | 29        |
| 1985-86   | 32        |             | 897         | 1917        | .468        |            |            |             | 534        | 769        | .694        |            |             | 1171        | 36.6        | 654        | 22        |
| 1986-87   | 32        |             | 965         | 1972        | .489        | 127        | 318        | .399        | 577        | 773        | .746        |            |             | 1186        | 37.1        | 673        | 15        |
| 1987-88   | 32        |             | 976         | 1839        | <b>.531</b> | 146        | 323        | <b>.452</b> | 637        | 835        | .763        |            |             | 1160        | 36.3        | 597        | 15        |
| 1988-89   | 29        |             | 838         | 1675        | .500        | 135        | 359        | .376        | 527        | 647        | <b>.815</b> |            |             | 968         | 33.4        | 574        | 14        |
| 1989-90   | 30        |             | 739         | 1482        | .499        | 140        | 311        | .450        | 492        | 684        | .719        |            |             | 925         | 30.8        | 584        | 21        |
| 1990-91   | 34        |             | 876         | 1796        | .488        | 121        | 303        | .399        | 581        | 825        | .704        | 348        | 811         | 1257        | 37.0        | 660        | 18        |
| 1991-92   | 32        |             | 877         | 1762        | .498        | 214        | 497        | .431        | 599        | 813        | .737        | 302        | 760         | 1176        | 36.8        | 621        | 20        |
| 1992-93   | 34        | 6875        | 948         | 1905        | .498        | 161        | 443        | .363        | <b>697</b> | <b>909</b> | .767        | 405        | 837         | 1324        | 38.9        | <b>721</b> | 15        |
| 1993-94   | 32        | 6453        | 876         | 1779        | .492        | 141        | 444        | .318        | 647        | 880        | .735        | 330        | 741         | 1185        | 37.0        | 691        | 21        |
| 1994-95   | 32        | 6481        | 809         | 1743        | .464        | 170        | 486        | .350        | 617        | 798        | .773        | 338        | 693         | 1124        | 35.1        | 601        | 22        |
| 1995-96   | 28        | 5602        | 802         | 1690        | .475        | 112        | 335        | .334        | 587        | 767        | .765        | 307        | 652         | 1061        | 37.9        | 599        |           |
| 1996-97   | 26        | 5218        | 578         | 1453        | .398        | 99         | 379        | .261        | 292        | 453        | .645        | 246        | 483         | 824         | 31.7        | 505        | 18        |
| 1997-98   | 30        | 6081        | 589         | 1571        | .375        | 194        | 638        | .304        | 534        | 749        | .713        | 328        | 620         | 1060        | 35.3        | 638        |           |
| 1998-99   | 28        | 5650        | 671         | 1487        | .451        | 176        | 474        | .371        | 491        | 677        | .725        | 254        | 659         | 913         | 32.6        | 585        | 28        |
| 1999-2000 | 33        | 6624        | 795         | 1725        | .461        | 192        | 515        | .373        | 546        | 784        | .696        | 299        | 819         | 1118        | 33.9        | 640        | 15        |
| 2000-01   | 33        | 6600        | 744         | 1620        | .459        | 185        | 485        | .381        | 651        | 835        | .780        | 292        | 760         | 1052        | 31.9        | 691        | 23        |
| 2001-02   | 30        | 6076        | 711         | 1514        | .470        | 170        | 428        | .397        | 523        | 688        | .760        | 265        | 735         | 1000        | 33.3        | 561        | 18        |
| 2002-03   | 32        | 6425        | 765         | 1654        | .463        | 194        | 517        | .375        | 575        | 762        | .755        | 353        | 781         | 1134        | 35.4        | 688        | 23        |
| 2003-04   | 30        | 6025        | 764         | 1571        | .486        | 171        | 487        | .351        | 501        | 692        | .724        | 316        | 701         | 1017        | 33.9        | 566        | 14        |
| 2004-05   | 30        | 6025        | 690         | 1648        | .419        | 211        | 583        | .362        | 381        | 530        | .719        | 347        | 670         | 1017        | 33.9        | 551        | 10        |
| 2005-06   | 29        | 5925        | 782         | 1692        | .462        | 202        | 521        | .388        | 443        | 620        | .715        | 325        | 699         | 1024        | 35.3        | 582        | 12        |
| 2006-07   | 34        | 6876        | 972         | 1981        | .491        | 265        | 617        | .415        | 454        | 688        | .660        | 414        | 859         | 1273        | 37.4        | 662        | 13        |
| 2007-08   | 35        | 7025        | 906         | 1970        | .460        | 285        | 764        | .373        | 483        | 737        | .655        | 365        | 986         | 1351        | 38.6        | 618        | 12        |
| 2008-09   | 33        | 6625        | 909         | 1879        | .484        | 238        | 624        | .381        | 488        | 669        | .729        | 302        | 894         | 1196        | 36.2        | 607        | 14        |
| 2009-10   | 36        | 7250        | <b>1025</b> | 2120        | .483        | 292        | 700        | .417        | 650        | 823        | .790        | 367        | 965         | 1332        | 37.0        | 621        | <b>5</b>  |
| 2010-11   | <b>37</b> | <b>7474</b> | 1019        | 2267        | .449        | <b>312</b> | <b>865</b> | .361        | 662        | 865        | .765        | <b>420</b> | <b>1005</b> | 1425        | 38.5        | 647        | <b>10</b> |
| 2011-12   | 35        | 7000        | 977         | 2099        | .465        | 233        | 679        | .343        | 540        | 771        | .700        | 381        | 966         | 1347        | 38.5        | 637        | 15        |
| 2012-13   | 36        | 7200        | 999         | 2188        | .457        | 213        | 630        | .338        | 566        | 777        | .728        | 433        | 966         | 1399        | 38.9        | 678        | 12        |

YEAR-BY-YEAR TEAM STATISTICS

| YEAR      | ASSTS      | TO         | BLOCKS     | STEALS     | POINTS      | PPG         | WINS      | LOSS      | WIN %       | CONF. W   | CONF. L   | PLACE, CONF. | NCAA/NIT | RECORD   |
|-----------|------------|------------|------------|------------|-------------|-------------|-----------|-----------|-------------|-----------|-----------|--------------|----------|----------|
| 1948-49   |            |            |            |            | 2116        | 58.8        | 21        | 13        | .618        | 12        | 8         | 4th, SC      |          |          |
| 1949-50   |            |            |            |            | 1760        | 55.0        | 22        | 12        | .647        | 14        | 6         | 1st, SC      | NCAA     | 1-1      |
| 1950-51   | 405        |            |            |            | 2416        | 65.3        | 28        | 9         | .757        | <b>15</b> | 5         | 1st, SC      | NCAA/NIT | 1-2/3-0* |
| 1951-52   | 171        |            |            |            | 1451        | 60.4        | 14        | 10        | .583        | 9         | 5         | 2nd, SC      |          |          |
| 1952-53   |            |            |            |            | 2052        | 68.5        | 22        | 8         | .733        | 11        | 3         | 2nd, SC      | NIT      | 0-1      |
| 1953-54   |            |            |            |            | 1923        | 68.6        | 18        | 11        | .621        | 9         | 5         | 3rd, SC      | NIT      | 0-1      |
| 1954-55   |            |            |            |            | 1892        | 72.8        | 13        | 13        | .500        | 10        | 4         | 2nd, SC      |          |          |
| 1955-56   |            |            |            |            | 2006        | 77.2        | 18        | 8         | .692        | 10        | 4         | 2nd, SC      |          |          |
| 1956-57   |            |            |            |            | 1985        | 70.1        | 19        | 9         | .679        | 11        | 3         | 1st, SC      | NCAA     | 1-1      |
| 1957-58   |            |            |            |            | 1697        | 65.3        | 12        | 14        | .462        | 9         | 5         | T2nd, SC     |          |          |
| 1958-59   |            |            |            |            | 1965        | 75.6        | 15        | 11        | .577        | 8         | 6         | 4th, SC      |          |          |
| 1959-60   |            |            |            |            | 1676        | 67.0        | 8         | 17        | .320        | 5         | 9         | 5th, SC      |          |          |
| 1960-61   |            |            |            |            | 1923        | 74.0        | 15        | 11        | .577        | 9         | 5         | 3rd, SC      |          |          |
| 1961-62   |            |            |            |            | 1834        | 70.5        | 10        | 16        | .385        | 5         | 9         | 4th, SC      |          |          |
| 1962-63   |            |            |            |            | 1985        | 76.3        | 12        | 14        | .462        | 6         | 4         | 2nd, WAC     |          |          |
| 1963-64   |            |            |            |            | 1974        | 79.0        | 13        | 12        | .520        | 5         | 5         | 3rd, WAC     |          |          |
| 1964-65   |            |            |            |            | 2639        | 94.3        | 21        | 7         | .750        | 8         | 2         | 1st, WAC     | NCAA     | 0-2      |
| 1965-66   |            |            |            |            | 2388        | <b>95.5</b> | 20        | <b>5</b>  | .800        | 6         | 4         | 2nd, WAC     | NIT      | 3-0*     |
| 1966-67   |            |            |            |            | 1960        | 81.7        | 14        | 10        | .583        | 8         | 2         | T1st, WAC    |          |          |
| 1967-68   |            |            |            |            | 2064        | 85.6        | 13        | 12        | .520        | 4         | 6         | T4th, WAC    |          |          |
| 1968-69   |            |            |            |            | 2325        | 83.0        | 16        | 12        | .571        | 6         | 4         | T1st, WAC    | NCAA     | 0-1      |
| 1969-70   |            |            |            |            | 2096        | 80.6        | 8         | 18        | .308        | 4         | 10        | 7th, WAC     |          |          |
| 1970-71   |            |            |            |            | 2401        | 82.8        | 18        | 11        | .621        | 10        | 4         | 1st, WAC     | NCAA     | 1-2      |
| 1971-72   |            |            |            |            | 2128        | 81.8        | 21        | <b>5</b>  | .808        | 12        | 2         | 1st, WAC     | NCAA     | 0-1      |
| 1972-73   |            |            |            |            | 2068        | 79.5        | 19        | 7         | .731        | 9         | 5         | T2nd, WAC    |          |          |
| 1973-74   |            |            |            |            | 2015        | 77.5        | 11        | 15        | .423        | 6         | 8         | 6th, WAC     |          |          |
| 1974-75   |            |            |            |            | 2062        | 79.3        | 12        | 14        | .462        | 5         | 9         | 6th, WAC     |          |          |
| 1975-76   | 445        |            |            |            | 2015        | 77.5        | 12        | 14        | .462        | 6         | 8         | T5th, WAC    |          |          |
| 1976-77   | 444        |            |            |            | 2013        | 74.6        | 12        | 15        | .444        | 4         | 10        | 7th, WAC     |          |          |
| 1977-78   | 565        | 475        | 70         | 168        | 2429        | 81.0        | 12        | 18        | .400        | 6         | 8         | T4th, WAC    |          |          |
| 1978-79   | 540        | 489        | 97         | 172        | 2381        | 85.0        | 20        | 8         | .714        | 10        | 2         | 1st, WAC     | NCAA     | 0-1      |
| 1979-80   | 560        | 450        | 103        | 144        | 2421        | 83.5        | 24        | <b>5</b>  | .828        | 13        | <b>1</b>  | 1st, WAC     | NCAA     | 0-1      |
| 1980-81   | 542        | 476        | 117        | 157        | 2520        | 78.8        | 25        | 7         | .781        | 12        | 4         | 3rd, WAC     | NCAA     | 3-1      |
| 1981-82   | 450        | 444        | 90         | 127        | 1885        | 62.8        | 17        | 13        | .567        | 9         | 7         | T4th, WAC    | NIT      | 0-1      |
| 1982-83   | 445        | 394        | 133        | 173        | 2014        | 69.4        | 15        | 14        | .517        | 11        | 5         | T1st, WAC    |          |          |
| 1983-84   | 495        | 444        | 75         | 196        | 2433        | 78.5        | 20        | 11        | .645        | 12        | 4         | 2nd, WAC     | NCAA     | 1-1      |
| 1984-85   | 438        | <b>364</b> | 64         | 183        | 2175        | 75.0        | 15        | 14        | .517        | 9         | 7         | T3rd, WAC    |          |          |
| 1985-86   | 496        | 452        | 102        | 187        | 2328        | 72.8        | 18        | 14        | .563        | 11        | 5         | 4th, WAC     | NIT      | 2-1      |
| 1986-87   | 540        | 423        | 109        | 201        | 2634        | 82.3        | 21        | 11        | .656        | 12        | 4         | 2nd, WAC     | NCAA     | 0-1      |
| 1987-88   | 597        | 442        | 86         | 205        | 2735        | 85.5        | 26        | 6         | .813        | 13        | 3         | 1st, WAC     | NCAA     | 1-1      |
| 1988-89   | 438        | 392        | 25         | 175        | 2338        | 80.6        | 14        | 15        | .483        | 7         | 9         | 5th, WAC     |          |          |
| 1989-90   | 467        | 369        | 47         | 191        | 2110        | 70.3        | 21        | 9         | .700        | 11        | 5         | T1st, WAC    | NCAA     | 0-1      |
| 1990-91   | 565        | 473        | <b>246</b> | 175        | 2454        | 72.2        | 21        | 13        | .618        | 11        | 5         | 2nd, WAC     | NCAA     | 1-1      |
| 1991-92   | 564        | 451        | 94         | 219        | 2567        | 80.2        | 25        | 7         | .781        | 12        | 4         | T1st, WAC    | NCAA     | 0-1      |
| 1992-93   | <b>613</b> | <b>566</b> | 127        | 214        | 2754        | 81.0        | 25        | 9         | .735        | <b>15</b> | 3         | T1st, WAC    | NCAA     | 1-1      |
| 1993-94   | 482        | 474        | 108        | 219        | 2540        | 79.4        | 22        | 10        | .688        | 12        | 6         | 3rd, WAC     | NIT      | 1-1      |
| 1994-95   | 498        | 448        | 99         | 225        | 2405        | 75.2        | 22        | 10        | .688        | 13        | 5         | T2nd, WAC    | NCAA     | 0-1      |
| 1995-96   | 479        | 386        | 71         | 185        | 2303        | 82.3        | 15        | 13        | .536        | 9         | 9         | 5th, WAC     |          |          |
| 1996-97   | 316        | 425        | 53         | 147        | 1547        | 59.5        | 1         | <b>25</b> | .038        | 0         | <b>16</b> | 8th, WAC Mtn |          |          |
| 1997-98   | 355        | 486        | 72         | 194        | 1906        | 63.5        | 9         | 21        | .300        | 4         | 10        | 6th, WAC Mtn |          |          |
| 1998-99   | 359        | 484        | 87         | 188        | 2009        | 71.8        | 12        | 16        | .429        | 6         | 8         | 5th, WAC Pac |          |          |
| 1999-2000 | 478        | 453        | 73         | 236        | 2328        | 70.5        | 22        | 11        | .667        | 7         | 7         | 6th, MWC     | NIT      | 2-1      |
| 2000-01   | 414        | 454        | 108        | 203        | 2324        | 70.4        | 24        | 9         | .727        | 10        | 4         | T1st, MWC    | NCAA     | 0-1      |
| 2001-02   | 420        | 412        | 92         | 158        | 2115        | 70.5        | 18        | 12        | .600        | 7         | 7         | T4th, MWC    | NIT      | 1-1      |
| 2002-03   | 428        | 436        | 82         | 222        | 2299        | 71.8        | 23        | 9         | .719        | 11        | 3         | T1st, MWC    | NCAA     | 0-1      |
| 2003-04   | 445        | 409        | 98         | 208        | 2200        | 73.3        | 21        | 9         | .700        | 10        | 4         | 2nd, MWC     | NCAA     | 0-1      |
| 2004-05   | 370        | 439        | 104        | 183        | 1972        | 65.7        | 9         | 21        | .429        | 3         | 11        | T7th, MWC    |          |          |
| 2005-06   | 462        | 425        | 108        | 197        | 2209        | 76.2        | 20        | 9         | .690        | 12        | 4         | T2nd, MWC    | NIT      | 0-1      |
| 2006-07   | 542        | 456        | 118        | 205        | 2654        | 78.1        | 25        | 9         | .735        | 13        | 3         | 1st, MWC     | NCAA     | 0-1      |
| 2007-08   | 587        | 492        | 135        | 207        | 2580        | 73.7        | 27        | 8         | .771        | 14        | 2         | 1st, MWC     | NCAA     | 0-1      |
| 2008-09   | 537        | 375        | 119        | 241        | 2544        | 77.1        | 25        | 8         | .758        | 12        | 4         | T1st, MWC    | NCAA     | 0-1      |
| 2009-10   | 567        | 417        | 126        | <b>307</b> | 2992        | 83.1        | 30        | 6         | .833        | 13        | 3         | 2nd, MWC     | NCAA     | 1-1      |
| 2010-11   | 538        | 404        | 150        | 298        | <b>3012</b> | 81.4        | <b>32</b> | <b>5</b>  | <b>.865</b> | 14        | 2         | T1st, MWC    | NCAA     | 2-1      |
| 2011-12   | 599        | 473        | 154        | 296        | 2727        | 77.9        | 29        | 6         | .743        | 12        | 4         | 3rd, WCC     | NCAA     | 1-1      |
| 2012-13   | 575        | 432        | 89         | 291        | 2777        | 77.1        | 24        | 12        | .667        | 10        | 6         | 3rd, WCC     | NIT      | 3-1      |

\* NIT Champions



**BYU NCAA TOURNAMENT RESULTS**

**1950 (final 8 finish)**

Western Regional Semis (Kansas City)  
 Baylor 56, BYU 55  
 Western Consolation (Kansas City)  
 BYU 83, UCLA 62

**1951 (final 8 finish)**

West First Round (Kansas City)  
 BYU 68, San Jose State 61  
 West Regional Semifinals (Kansas City)  
 Kansas State 64, BYU 54  
 West Regional Consolation (Kansas City)  
 Washington 80, BYU 67

**1957 (final 16 finish)**

\*first-round bye  
 West Regional Semifinals (Corvallis, Ore.)  
 California 86, BYU 59  
 West Regional Consolation (Corvallis, Ore.)  
 BYU 65, Idaho State 54

**1965 (final 16 finish)**

\*first-round bye  
 West Regional Semifinals (Provo, Utah)  
 UCLA 100, BYU 76  
 West Regional Consolation (Provo, Utah)  
 Oklahoma City 112, BYU 102

**1969**

West First Round (Las Cruces, N.M.)  
 New Mexico State 74, BYU 62

**1971 (final 16 finish)**

West First Round (Logan, Utah)  
 BYU 91, Utah State 82  
 West Reg. Semifinals (Salt Lake City)  
 UCLA 91, BYU 73  
 West Reg. Consolation (Salt Lake City)  
 Pacific 84, BYU 81

**1972**

West First Round (Pocatello, Idaho)  
 Long Beach State 95, BYU 90

**1979**

\*first-round bye  
 West Second Round (Tuscon, Ariz.)  
 (4) San Francisco 86, (5) BYU 63

**1980**

\*first-round bye  
 West Second Round (Ogden, Utah)  
 (6) Clemson 71, (3) BYU 66

**1981 (final 8 finish)**

East Regional (Providence, R.I.)  
 (6) BYU 60, (11) Princeton 51  
 (6) BYU 78, (3) UCLA 55  
 East Regional Semifinals (Atlanta)  
 (6) BYU 51, (2) Notre Dame 50  
 West Regional Finals (Atlanta)  
 (1) Virginia 74, (6) BYU 60

**1984**

Midwest Regional (Birmingham, Ala.)  
 (8) BYU 84, (9) UAB 68  
 (1) Kentucky 93, (8) BYU 68

**1987**

SE First Round (Birmingham, Ala.)  
 (7) New Orleans 83, (10) BYU 79

**1988**

Midwest Regional (Birmingham, Ala.)  
 (4) BYU 98, (13) NC-Charlotte 92 (OT)  
 (5) Louisville 97, (4) BYU 76

**1990**

East First Round (Hartford, Conn.)  
 (5) \*Clemson 49, (12) BYU 47  
*\*win later vacated by the NCAA*

**1991**

West First Round (Salt Lake City)  
 (10) BYU 61, (7) Virginia 48  
 West Second Round (Salt Lake City)  
 (2) Arizona 76, (10) BYU 61

**1992**

West First Round (Boise, Idaho)  
 (7) LSU 94, (10) BYU 83

**1993**

Midwest First Round (Chicago)  
 (7) BYU 80, (10) SMU 71  
 Midwest Second Round (Chicago)  
 (2) Kansas 90, (7) BYU 76

**1995**

Midwest First Round (Memphis, Tenn.)  
 (9) Tulane 76, (8) BYU 70

**2001**

West First Round (San Diego)  
 (5) Cincinnati 84, (12) BYU 59

**2003**

South First Round (Spokane, Wash.)  
 (5) Connecticut 58, (12) BYU 53

**2004**

Phoenix Bracket (Denver)  
 (5) Syracuse 80, (12) BYU 55

**2007**

South First Round (Lexington, Ky.)  
 (9) Xavier 79, (8) BYU 77

**2008**

West First Round (Anaheim, Calif.)  
 (9) Texas A&M 67, (8) BYU 62

**2009**

West First Round (Philadelphia)  
 (9) Texas A&M 79, (8) BYU 66

**2010**


West First Round (Oklahoma City)  
 (7) BYU 95, (10) Florida 85 (2OT)  
 West Second Round (Oklahoma City)  
 (2) Kansas State 84, (7) BYU 72

**2011 (final 16 finish)**

Southeast Second Round (Denver)  
 (3) BYU 74, (14) Wofford 66  
 Southeast Third Round (Denver)  
 (3) BYU 89, (11) Gonzaga 67  
 Southeast Semifinals (New Orleans)  
 (2) Florida 83, (3) BYU 74 (OT)

**2012**

West First Round (Dayton)  
 (14) BYU 78, (14) Iona 72  
 West Second Round (Louisville)  
 (3) Marquette 88, (14) BYU 68



*In the 1981 NCAA Tournament, the Cougars advanced to the Elite Eight where they took on All-American Ralph Sampson and the Virginia Cavaliers. After beating Princeton, UCLA and Notre Dame earlier in the tournament, the Cougars, led by Greg Kite, Fred Roberts and Danny Ainge, were finally eliminated by the Cavaliers in the Elite Eight.*

**COUGARS EARN NIT TITLES IN 1951 AND 1966**

**NIT APPEARANCES**

**1951**

BYU 75, St. Louis 58  
 BYU 69, Seton Hall 59  
 BYU 62, Dayton, 43 (NIT Final)

**1953**

Niagara 82, BYU 76

**1954**

St. Francis PA 81, BYU 68

**1966**

BYU 90, Temple 78  
 BYU 97, Army 60  
 BYU 97, NYU 84 (NIT Final)

**1982**

Washington 66, BYU 63

**1986**

at BYU 67, SMU 63  
 at BYU 93, Cal-Irvine 80  
 at Ohio State 79, BYU 68

**1994**

at BYU 74, Arizona St. 67  
 at Fresno St. 68, BYU 66

**2000**

at BYU 81, Bowling Green 54  
 at BYU 82, Southern Illinois 57  
 at Notre Dame 64, BYU 52

**2002**

at BYU 78, UC Irvine 55  
 at Memphis 80, BYU 69

**2006**

at Houston 77, BYU 67

**2013**

at BYU 90, Washington 79  
 at BYU 90, Mercer 71  
 at Southern Miss 62, BYU 79  
 BYU 70, Baylor 76 (NIT Semifinal)

**OVERALL RECORD**

NIT 15-9 (11 years)  
 (Champions 1951, 1966)


In 1951, the Cougars defeated Dayton in the championship game of the National Invitational Tournament. After the win, BYU accepted an invitation to the NCAA Tournament, which at the time was not yet recognized as the decisive tournament for the country's best team.

As the nation's champions, the Cougars finished 28-9 with the most wins in BYU basketball history. Not only is it impressive that BYU won the national title and so many games, but it is even more amazing that they did so without a home court. With the Smith Fieldhouse under construction, BYU split its "home games" between Springville High's gymnasium and the University of Utah. Head coach Stan Watts guided the Cougars to the national title in only his second year at the helm. Watts had the help of Mel Hutchins, who became the first Cougar to be named a first-team All-American and went on to win Rookie of the Year in the NBA in the 1952-53 season.

In 1966, the Cougars finished as a 20-game winner with their final game against NYU in the championship game of the National Invitational Tournament. Playing in a packed Madison Square Garden, the No. 1-ranked Cougars outplayed NYU, leading 48-43 at halftime and never looking back. With star Dick Nemelka on the bench with four fouls, the Cougars turned to junior center Craig Raymond and junior forward Gary Hill. Hill and Raymond, non-starters going into the tournament, led the high-scoring Cougar offense with 21 points each.




1951 NIT CHAMPIONS



Steve Kramer added 20 points to become the third Cougar with 20 or more points and the fifth Cougar to score in double digits. The win over the Violets marked the second NIT championship for both BYU and head coach Stan Watts. The season was the highest scoring in Cougar history. BYU averaged 95.5 points per game while hitting 50 percent of its shots. In the NIT final, the Cougars shot 59 percent while handling NYU. Former coach of the Boston Celtics, Red Auerbach, commented on BYU at the championship, saying, "BYU simply overpowered them. They (the Cougars) outplayed them all over the court."

**1966 NIT CHAMPIONS**



# TOURNAMENT RESULTS



| YEAR           | TOURNAMENT        | PLC. | REC. |                     |                       |         |                              |                                |         |
|----------------|-------------------|------|------|---------------------|-----------------------|---------|------------------------------|--------------------------------|---------|
|                |                   |      |      | Kentucky Inv.       | 2nd                   | 2-1     |                              | NIT                            | 2-1     |
| <b>1949-50</b> | Rocky Mtn. Conf.  | 1st  | 3-0  | WAC                 |                       | 0-1     | <b>2000-01</b>               | Yahoo Sports Invitational      | 4th 1-2 |
|                | Los Angeles Inv.  | 4th  | 1-1  | NCAA Regional       |                       | 1-1     |                              | MWC                            | 1st 3-0 |
|                | NCAA              | 4th  | 1-1  | <b>1984-85</b>      | Stanford Inv.         | 3rd 1-1 |                              | NCAA                           | 0-1     |
| <b>1950-51</b> | Rocky Mtn. Conf.  | 2nd  | 2-1  | Cougar Classic      | 1st                   | 2-0     | <b>2001-02</b>               | Las Vegas Showdown             | 1-0     |
|                | NIT               | 1st  | 3-0  | Cotton States       | 3rd                   | 1-1     |                              | MWC                            | 0-1     |
|                | NCAA              | 4th  | 1-2  | WAC                 |                       | 0-1     |                              | NIT                            | 1-1     |
| <b>1951-52</b> | Sugar Bowl        | 4th  | 0-2  | <b>1985-86</b>      | Kactus Klassic        | 3rd 1-1 | <b>2002-03</b>               | Paradise Jam @ U.S. Virgin Is. | 3-0     |
| <b>1952-53</b> | Dixie Classic     | 2nd  | 2-1  | Cougar Classic      | 2nd                   | 1-1     |                              | MWC                            | 1-1     |
|                | NIT               |      | 0-1  | WAC                 |                       | 0-1     |                              | NCAA                           | 0-1     |
| <b>1953-54</b> | Holiday Festival  | 3rd  | 2-1  | NIT                 |                       | 2-1     | <b>2003-04</b>               | Cable Car Classic              | 2-0     |
|                | NIT               |      | 0-1  | <b>1986-87</b>      | Coca-Cola NIT Classic | 0-1     |                              | MWC                            | 1-1     |
| <b>1955-56</b> | Motor City        | 1st  | 2-0  | Cougar Classic      | 2nd                   | 1-1     |                              | NCAA                           | 0-1     |
| <b>1956-57</b> | Holiday Festival  | 3rd  | 2-1  | Cable Car Classic   | 1st                   | 2-0     | <b>2004-05</b>               | Maui Invitational              | 1-2     |
|                | NCAA Regional     | 3rd  | 1-1  | WAC                 |                       | 1-1     |                              | MWC                            | 0-1     |
| <b>1958-59</b> | Queen City        | 4th  | 0-2  | NCAA                |                       | 0-1     | <b>2005-06</b>               | MWC                            | 0-1     |
| <b>1959-60</b> | Hurricane         | 3rd  | 1-1  | <b>1987-88</b>      | Cougar Classic        | 1st 2-0 |                              | NIT                            | 0-1     |
| <b>1960-61</b> | Poinsettia        | 3rd  | 1-1  | WAC                 |                       | 1-1     | <b>2006-07</b>               | BYU Holiday Classic            | 1st 3-0 |
| <b>1962-63</b> | Quaker City       | 2nd  | 2-1  | NCAA                |                       | 1-1     |                              | MWC                            | 2nd 2-1 |
| <b>1963-64</b> | Far West          | 2nd  | 2-1  | <b>1988-89</b>      | Lapchick              | 2nd 1-1 |                              | NCAA                           | 0-1     |
| <b>1964-65</b> | All-College       | 3rd  | 2-1  | Cougar Classic      | 2nd                   | 1-1     | <b>2007-08</b>               | Las Vegas Invitational         | 2nd 3-1 |
|                | NCAA Regional     | 4th  | 0-2  | WAC                 |                       | 0-1     |                              | MWC                            | 2nd 2-1 |
| <b>1965-66</b> | Quaker City       | 5th  | 2-1  | <b>1989-90</b>      | Cougar Classic        | 1st 2-0 |                              | NCAA                           | 0-1     |
|                | NIT               | 1st  | 3-0  | WAC                 |                       | 0-1     | <b>2008-09</b>               | Basketball Travelers Invi.     | 1st 3-0 |
| <b>1966-67</b> | Holiday Festival  | 6th  | 1-2  | NCAA                |                       | 0-1     |                              | MWC                            | 1-1     |
| <b>1967-68</b> | All-College       | 2nd  | 2-1  | <b>1990-91</b>      | Big Apple NIT         | 0-1     |                              | NCAA                           | 0-1     |
| <b>1968-69</b> | Cable Car Classic | 4th  | 0-2  | Cougar Classic      | 2nd                   | 1-1     | <b>2009-10</b>               | Las Vegas Classic              | 1st 4-0 |
|                | Far West Classic  | 3rd  | 2-1  | Holiday Festival    | 4th                   | 0-2     |                              | MWC                            | 1-1     |
|                | NCAA Regional     |      | 0-1  | WAC                 | 1st                   | 3-0     |                              | NCAA                           | 1-1     |
| <b>1969-70</b> | Quaker City       | 5th  | 1-2  | NCAA                |                       | 1-1     | <b>2010-11</b>               | South Padre Island Invi.       | 1st 4-0 |
| <b>1970-71</b> | NCAA Regional     | 4th  | 1-2  | <b>1991-92</b>      | Cougar Classic        | 1st 2-0 |                              | MWC                            | 2-1     |
|                | Rainbow Classic   | 2nd  | 2-1  | Red Lobster Classic | 3rd                   | 1-1     |                              | NCAA                           | 2-1     |
| <b>1971-72</b> | Cougar Classic    | 1st  | 2-0  | WAC                 | 1st                   | 3-0     | <b>2011-12</b>               | Chicago Invi. Challenge        | 2nd 3-1 |
|                | Jayhawk Classic   | 3rd  | 1-1  | NCAA                |                       | 0-1     |                              | WCC                            | 1-1     |
|                | Old Dominion      | 3rd  | 1-1  | <b>1992-93</b>      | Cougar Classic        | 1st 2-0 |                              | NCAA                           | 1-1     |
|                | NCAA Regional     |      | 0-1  | Maui Invitational   | 2nd                   | 2-1     | <b>2012-13</b>               | Coaches vs. Cancer             | 4th 2-2 |
| <b>1972-73</b> | All-College       | 2nd  | 2-1  | Far West Classic    | 4th                   | 0-2     |                              | WCC                            | 0-1     |
| <b>1973-74</b> | Far West Classic  | 4th  | 2-1  | WAC                 |                       | 1-1     |                              | NIT                            | 3-1     |
| <b>1975-76</b> | Cougar Classic    | 2nd  | 1-1  | NCAA                |                       | 1-1     | (27 NCAA Appearances: 15-30) |                                |         |
|                | Old Dominion      | 1st  | 2-0  | <b>1993-94</b>      | Tournament of Champs  | 2nd 1-1 | (11 NIT Appearances: 15-9)   |                                |         |
| <b>1976-77</b> | Cougar Classic    | 1st  | 2-0  | Cougar Classic      | 1st                   | 2-0     |                              |                                |         |
|                | All-College       | 3rd  | 2-1  | WAC                 | 2nd                   | 2-1     |                              |                                |         |
| <b>1977-78</b> | Cougar Classic    | 4th  | 0-2  | NIT                 |                       | 1-1     |                              |                                |         |
|                | Rainbow Classic   | 7th  | 1-2  | <b>1994-95</b>      | Alaska Shootout       | 2nd 2-1 |                              |                                |         |
| <b>1978-79</b> | Cougar Classic    | 1st  | 2-0  | Cougar Classic      | 1st                   | 2-0     |                              |                                |         |
|                | Pillsbury Classic | 3rd  | 1-1  | Cable Car Classic   | 1st                   | 2-0     |                              |                                |         |
|                | NCAA Regional     |      | 0-1  | WAC                 |                       | 0-1     |                              |                                |         |
| <b>1979-80</b> | Cougar Classic    | 1st  | 2-0  | NCAA                |                       | 0-1     |                              |                                |         |
|                | Far West Classic  | 3rd  | 2-1  | <b>1995-96</b>      | Cougar Classic        | 1st 2-0 |                              |                                |         |
|                | NCAA Regional     |      | 0-1  | WAC                 |                       | 0-1     |                              |                                |         |
| <b>1980-81</b> | Cougar Classic    | 1st  | 2-0  | <b>1996-97</b>      | Cougar Classic        | 4th 0-2 |                              |                                |         |
|                | Volunteer Classic | 2nd  | 1-1  | <b>1997-98</b>      | Cougar Classic        | 1st 2-0 |                              |                                |         |
|                | NCAA Regional     |      | 3-1  | Rainbow Classic     |                       | 1-2     |                              |                                |         |
| <b>1981-82</b> | Cougar Classic    | 1st  | 2-0  | WAC                 |                       | 0-1     |                              |                                |         |
|                | NIT               |      | 0-1  | <b>1998-99</b>      | Cougar Classic        | 1st 2-0 |                              |                                |         |
| <b>1982-83</b> | Cougar Classic    | 3rd  | 1-1  | WAC                 |                       | 1-1     |                              |                                |         |
|                | Holiday Festival  | 4th  | 0-2  | <b>1999-00</b>      | Cougar Classic        | 1st 2-0 |                              |                                |         |
| <b>1983-84</b> | Cougar Classic    | 3rd  | 1-1  | MWC                 | 2nd                   | 2-1     |                              |                                |         |



14  
FREDETTE 32



# ALL-TIME HONORS





# DANNY AINGE

## 1981 NCAA Player of the Year

Known for his feisty, hard-nosed playing style, Danny Ainge has become one of the most famous athletes to graduate from BYU.

During his four-year career as a Cougar, Ainge was a Consensus All-American, a two-time first-team Academic All-American, the WAC Player of the Year and a four-time All-WAC selection. He set an NCAA record with 112 consecutive games scoring in double digits and broke the BYU and WAC all-time scoring records with 2,467 points.

As a senior in 1981, Ainge led BYU to the 1981 Eastern Regionals. He concluded his senior season by winning the Eastman Award as well as the John Wooden Award — given annually to the top collegiate basketball player in the nation.

Ainge beat out Isiah Thomas (Indiana), Sam Bowie (Kentucky), Mark Aguirre (DePaul), Ralph Sampson (Virginia) and Steve Johnson (Oregon State) to win the Wooden Award. In doing so, he became the fifth winner of the award, joining Marques Johnson, Larry Bird, Phil Ford and Darrell Griffith.

As a two-sport star, Ainge was drafted by both the Toronto Blue Jays for baseball and the Boston Celtics (31st pick) for basketball. After playing four seasons with the Blue Jays, he chose to pursue an NBA career. Ainge was a member of the Celtics' 1984 and 1986 Championship teams and played in six NBA finals with three different teams (Boston, Portland and Phoenix). He also played for the Sacramento Kings. He became only the third player in NBA history to make 1,000 3-point field goals, finishing his 14-year career with 1,002.

Ainge played in 193 NBA playoff games, which was second all-time (Kareem Abdul-Jabbar, 237) when he retired. He is currently tied for seventh all-time with Karl Malone and ahead of Magic Johnson, Robert Parrish, John Havlicek and Bill Russell to name a few.

After retiring in 1995, Ainge was an NBA basketball television analyst for Turner Broadcasting for one year before the Phoenix Suns brought him back to the organization as an assistant head coach. Just eight games into the season, he was promoted to head coach and guided his club to a 40-34 record after the team started the season 0-8. He spent the next two-plus seasons as head coach of the Suns and compiled a 136-90 (.602) record before stepping down on December 13, 1999. He then returned for three more seasons with Turner Broadcasting before returning to the Boston Celtics in May 2003 as the Executive Director of Basketball Operations. He was named the 2008 NBA Executive of the Year following the Celtics' Championship season.

His oldest son Austin played on the BYU basketball team from 2003-07 and another son Cooper was a freshman on the 2012-13 squad. Ainge was inducted into the GTE Academic All-America Hall of Fame in May 2000 and honored with the prestigious NCAA Silver Anniversary Award in January 2006.

### DANNY AINGE JERSEY RETIREMENT 2003

With a capacity crowd of 22,702 on hand, Danny Ainge was honored on March 8, 2003, by being the first-ever BYU basketball player to have his jersey retired in the 100-year history of the program. His No. 22 jersey will forever hang from the rafters of the Marriott Center.

"It's just a great honor," Ainge said. "BYU was the greatest time of my life. It's just great to be a part of BYU basketball. I don't know why mine is the first to go up. There were a lot of great players before me. Hopefully this is just the start."

Then-BYU president Merrill J. Bateman said, "The standard has been set very high. We hope there will be more." Ainge's jersey, not his number, was retired, which means future players may still have the option to wear No. 22.

The ceremony, which took place during halftime of BYU's game against Colorado State, started with a video clip of Ainge's famous coast-to-coast, last-second basket to beat Notre Dame in the 1981 NCAA Tournament. Then-men's athletics director Val Hale shared some of Ainge's accomplishments, which include being named college basketball player of the year in 1981, playing professional baseball with the Toronto Blue Jays and winning two basketball championships with the Boston Celtics.

One of Ainge's former teammates, Scott Runia, said they used to call Ainge "clout" because he brought the team clout. They called him "clutch" because he made the play when it counted. They called him "smooth" because Danny won the heart of Michelle Toolson, Ainge's wife. But most importantly, they called him a friend.



### DANNY AINGE COLLEGE HONORS

- Eastman Award (1981 Player of the Year NABC)
- John Wooden Award
- MVP NABC All-Star Game
- Naismith All-America First Team
- NBA Coaches All-America First Team
- NABC (Kodak-Coaches) All-America First Team
- Associated Press All-America First Team
- Basketball Writers Association All-America First Team
- United Press International All-America First Team
- The Sporting News All-America First Team
- Pizza Hut First Team
- District 7 Player of the Year
- Western Athletic Conference Player of the Year
- Four-time All-WAC selection
- Two-time Academic All-America Team

### OTHER COLLEGE ACCOMPLISHMENTS

- Set NCAA record with 112 consecutive games scoring in double figures
- Finished in NCAA top-20 career points leaders
- Finished as WAC's career scoring leader
- WAC record-holder in seven other categories
- Set three BYU season scoring records and seven career marks

# JIMMER FREDETTE

## 2011 NCAA Player of the Year

Jimmer Fredette took BYU and college basketball by storm his senior year, as his name became a verb, a noun and an adjective. Known as 'The Jimmer', the one-name star capped his record-setting career by earning national player of the year honors and leading the Cougars to the Sweet 16 for the first time since 1981.

The Glens Falls, N.Y., native was the nation's leading scorer at 28.9 points per game in 2010-11. The All-American became a fixture on ESPN's SportsCenter and in national publications throughout the season as his point totals, deep threes and incredible shot-making ability captured the nation's attention. The national media exposure included features in Sports Illustrated and USA Today, back-to-back Sports Illustrated covers and appearing as a guest on SportsCenter, PTI and the CBS Final Four pregame show.

All the attention came as a result of Fredette's stellar play on the court and humble demeanor in leading the Cougars to a program-record 32 victories, the Mountain West Conference regular season title and BYU's most successful NCAA Tournament run since 1981. Some of his memorable performances along the way included 39 points at UNLV, 47 at Utah, 43 against No. 3 San Diego State at home and a BYU-record 52 points against New Mexico in the MWC Tournament.

For all of his efforts, Fredette was honored at the highest levels in college basketball as he was named the consensus national player of the year. Fredette was awarded the Wooden Award, the Naismith Trophy, the Oscar Robertson Trophy and numerous other player of the year awards, while also being named the Male College Athlete of the Year at the ESPys and the unanimous selection for MWC Player of the Year.

Fredette concluded his career as BYU's all-time leading scorer with 2,599 points. He also set the BYU single-season scoring record with 1,068 points in 2010-11. His 28.9 points per game in 2010-11 are also a Cougar record and Fredette also rewrote nearly every MWC single-game, season and career scoring records.

In four years at BYU, Fredette helped the Cougars capture three MWC titles and advance to the NCAA Tournament four times. He also led BYU to its best four-year run in program history as the Cougars won 114 games.

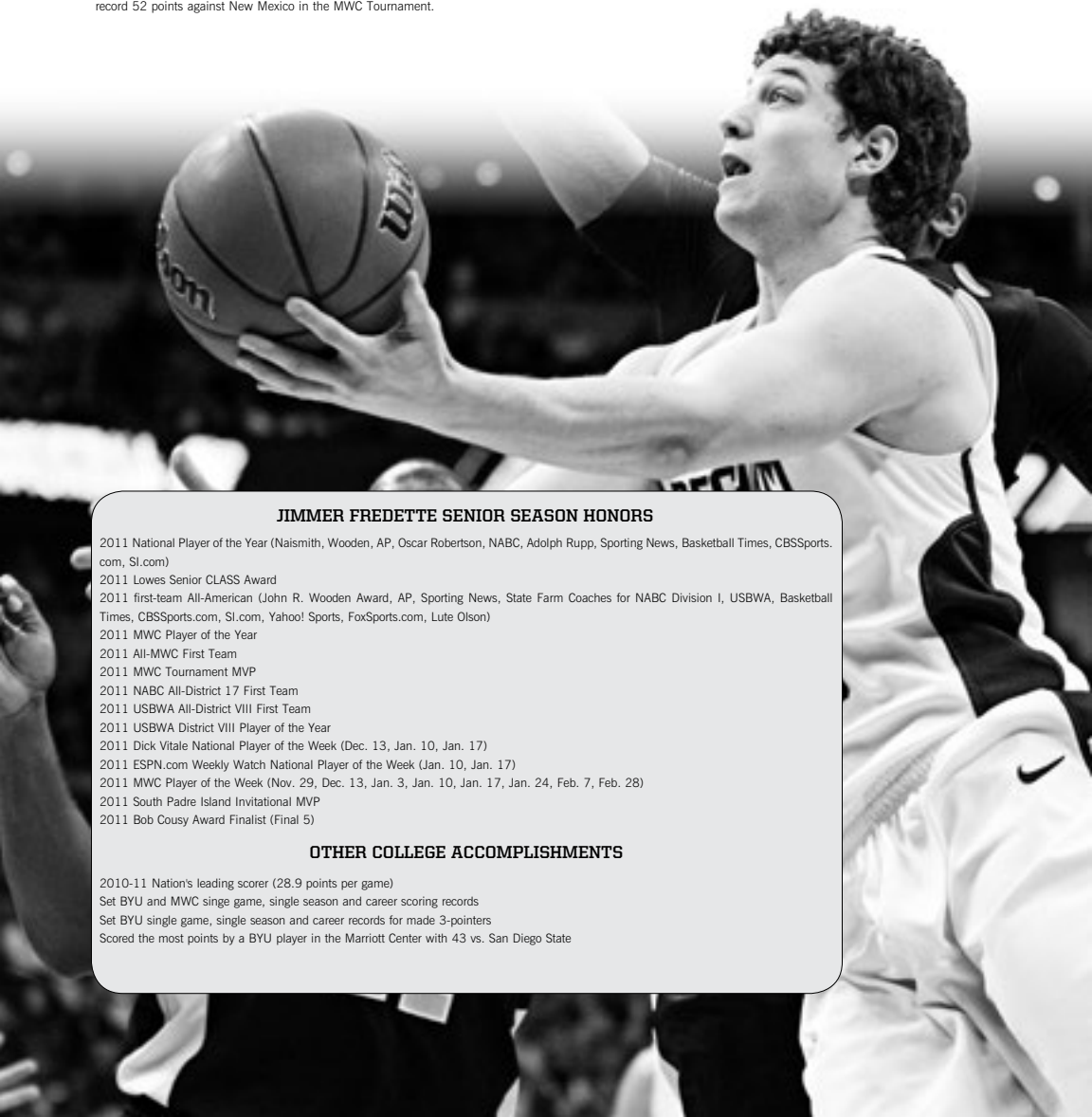
Following his record-setting senior season, Fredette was drafted No. 10 in the 2011 NBA Draft by the Milwaukee Bucks and then traded to the Sacramento Kings.

### JIMMER FREDETTE SENIOR SEASON HONORS

2011 National Player of the Year (Naismith, Wooden, AP, Oscar Robertson, NABC, Adolph Rupp, Sporting News, Basketball Times, CBSSports.com, SI.com)  
 2011 Lowes Senior CLASS Award  
 2011 first-team All-American (John R. Wooden Award, AP, Sporting News, State Farm Coaches for NABC Division I, USBWA, Basketball Times, CBSSports.com, SI.com, Yahoo! Sports, FoxSports.com, Lute Olson)  
 2011 MWC Player of the Year  
 2011 All-MWC First Team  
 2011 MWC Tournament MVP  
 2011 NABC All-District 17 First Team  
 2011 USBWA All-District VIII First Team  
 2011 USBWA District VIII Player of the Year  
 2011 Dick Vitale National Player of the Week (Dec. 13, Jan. 10, Jan. 17)  
 2011 ESPN.com Weekly Watch National Player of the Week (Jan. 10, Jan. 17)  
 2011 MWC Player of the Week (Nov. 29, Dec. 13, Jan. 3, Jan. 10, Jan. 17, Jan. 24, Feb. 7, Feb. 28)  
 2011 South Padre Island Invitational MVP  
 2011 Bob Cousy Award Finalist (Final 5)

### OTHER COLLEGE ACCOMPLISHMENTS

2010-11 Nation's leading scorer (28.9 points per game)  
 Set BYU and MWC single game, single season and career scoring records  
 Set BYU single game, single season and career records for made 3-pointers  
 Scored the most points by a BYU player in the Marriott Center with 43 vs. San Diego State





## KRESIMIR COSIC

### BASKETBALL HALL OF FAME INDUCTEE



Few players in BYU history have been able to capture the hearts of Cougar fans like Kresimir Cosic did from 1970-73. The 6-foot-11 center from Zadar, Yugoslavia, entertained fans during his stellar career with his enthusiastic, guard-like play.

Whether it was leading the fastbreak, dribbling between his legs or shooting a sky-hook, Cosic's enthusiasm and on-court antics endeared him to almost everyone who saw him play.

During his career at BYU, Cosic used his versatile inside-outside game to lead the Cougars in scoring (23.3) and rebounding (13.0) as a junior and again as a senior (20.2 points per game). His unselfish attitude helped him lead his team in assists.

He ranks second on BYU's all-time rebounding list with 919, an average of 11.6 per game, and fourth all-time with a 19.1 career scoring average, while recording a BYU-record 47 double-doubles. He was a three-time first-team All-WAC selection and an All-American his junior and senior years. He likely would have been a four-year all-conference award winner but freshmen at that time were not allowed to play on varsity. Behind the play of Cosic, the Cougars won two WAC titles and reached the NCAA Regional Tournament in 1971 and 1972.



Upon graduation, Cosic became very much involved with basketball throughout Europe. He had offers to play in the NBA from the Boston Celtics and Los Angeles Lakers but he chose to return home and play for the Yugoslavian National Team for \$250 a week. Cosic played on four Olympic teams with his native land, winning a gold medal in 1980 and two silver medals in 1968 and 1976. He ended his career as his country's all-time scoring leader and went on to coach the Yugoslavian national team for many years.

His national and international accomplishments led to his induction into the Basketball Hall of Fame in Springfield, Mass., on May 6, 1996, making Cosic the first BYU player and second Cougar along with former coach Stan Watts to receive the prestigious honor. He is also a member of the Utah Basketball Hall of Fame, inducted in 2001.



In September of 1992, Cosic was appointed as deputy ambassador for Croatia to the United States. He and his family lived in Washington D.C where he performed his diplomatic duties in the same excellent manner in which he played basketball.

On May 25, 1995, Cosic lost his battle against the toughest opponent of his career – cancer. During his 46 years on earth, Cosic became one of the most influential and well-known of all European basketball players. He left behind the legacy and credit of being the individual that first introduced the American game of basketball to Europe.

During the 2005 NCAA Men's Basketball Tournament, CBS Television analyst Billy Packer singled out Cosic while discussing the quality of international players playing college basketball. "Kresimir Cosic, who played at BYU, was really the first great international player to play college basketball in the United States," Packer said.



Cosic played in BYU's first game on the Marriott Center floor in 1971. His No. 11 jersey was retired by BYU on Mar. 4, 2006 in a halftime ceremony with 20,732 fans in attendance, which was also the last time the original Marriott Center floor was used before being replaced during the summer of 2006.

"It's very impressive that Kreso is not forgotten here," said Cosic's wife Ljerka, through her daughter Ana, at the retirement ceremony. "Kreso never forgot Provo. He loved his Croatia and always spoke of it as the most beautiful place on Earth, but Provo forever remained his second home. Provo and BYU marked his life forever."



## STAN WATTS

### BASKETBALL HALL OF FAME INDUCTEE

When considering the most influential individuals in BYU basketball history, Stan Watts has to be placed at the top of the list. During his 23 years at the helm of the Cougar basketball program, Watts led his teams to two NIT National Championships (1951, 1966) and over-

saw the construction of the George Albert Smith Fieldhouse and the Marriott Center.

His nationally recognized accomplishments led to his induction into the Basketball Hall of Fame in Springfield, Mass., on March 6, 1986, making him the first Cougar to receive the prestigious honor. Watts finished his career after the 1971-72 season with an overall record of 371-254 (.594).

He was a member of the NCAA's Rules Committee, served as president of the National Association of Basketball Coaches and chaired the U.S. Olympic Basketball Committee in 1976. Watts also served six years as BYU's athletic director and spent time on the Cougar football and baseball coaching staffs.

Even more impressive than his remarkable accomplishments as a coach is his impeccable character as a human being. He is respected by coaches, fans and players alike for his conduct both on and off the court.

"His won-loss record speaks very well for the kind of coach he was," said former player Harold Christensen, who played for Watts on the 1951 championship team. "His reputation among his fellow coaches suggests how much they respected him. He still has that and is still honored in the community in which he coached."

Always a fighter, Watts overcame a rare form of cancer in 1971—only the fourth-known case of this type of cancer in medical history. Despite the fact that the other three individuals died, Watts refused to give up. After 14-hours of surgery and a two-month stay in the hospital, Watts returned to coach his team to a WAC Championship the following year.

Known for his fast-break style of offense, Watts remained an avid Cougar fan. He once said, "It has always been our contention that the average basketball fan likes to see fast-scoring, speedy, exciting basketball."



By looking around the Marriott Center during a Cougar game, there are hints that Watts has been there. The glass-encased exhibit in the halls outside the arena pays tribute to one of the greatest coaches and individuals ever to grace the sidelines of a BYU athletic contest — as do the two NIT Championship banners and the WAC title banners from 1965, 1967, 1969, 1971 and 1972.

"The greatest tribute I can pay to Stan Watts," said retired Senior Associate Athletic Director Pete Witbeck, who was BYU's NCAA compliance officer and former assistant to Watts for many years, "is he's truly a man of God. He's always been a gentleman and great man. You don't see that very often."

Watts passed away April 6, 2000, at the age of 88.







# BYU'S BASKETBALL ALL-AMERICANS

| PLAYER           | POS. | HT.  | YEAR | RECOGNITION   |
|------------------|------|------|------|---|
| Elwood S. Romney |      |      | 1931 | Helms (1st), College Humor (3rd), Consensus   |
|                  |      |      | 1932 | Helms (1st)   |
| Joe Nelson       | F    | 6-3  | 1948 | Helms (2nd), GlobeTrotters Tour   |
| Mel Hutchins     | C    | 6-5  | 1951 | Helms (1st), Sporting News (1st), Converse Yearbook (1st), Look Magazine (1st), INS (1st), UPI (3rd), AP (3rd)  |
|                  |      |      | 1951 | Converse Yearbook (4th)   |
| Roland Minson    | F    | 6-0  | 1951 | Colliers (2nd), INS (2nd), Look Magazine (2nd), Helms (3rd)   |
| Joe Richey       | F    | 6-1  | 1953 | Helms (2nd)   |
| Dean Larsen      | F    | 6-2  | 1954 | UPI Little (2nd)  |
| Terry Tebbs      | G    | 5-9  | 1955 | UPI Little (1st)  |
|                  |      |      | 1956 | UPI Little (1st)  |
| Tom Steinke      | G    | 5-10 | 1957 | UPI Little (1st), Helms (2nd)   |
| Gary Earnest     | G    | 6-0  | 1961 | AP (HM)   |
| John Fairchild   | C    | 6-8  | 1965 | Helms, NABC (3rd)   |
| Dick Nemelka     | G    | 6-0  | 1966 | Helms, Converse Yearbook (1st), USBWA (1st), NABC (3rd)   |
| Kresimir Cosic   | C    | 6-11 | 1972 | Helms, Converse Yearbook (2nd), UPI (3rd), NABC (4th)   |
|                  |      |      | 1973 | Helms, NABC (4th), Citizen Saving Athletes Foundation   |
| Danny Ainge      | G    | 6-5  | 1978 | UPI (HM)  |
|                  |      |      | 1979 | NABC (4th)  |
|                  |      |      | 1980 | Helms, NABC (3rd), Academic (1st)   |
|                  |      |      | 1981 | Consensus, Helms, AP (1st), NABC (1st), UPI (1st), Sporting News (1st), Converse Yearbook (1st), Basketball Times (1st), Wooden Award, Eastman Award, USBWA (2nd), Academic (1st)   |
| Devin Durrant    | F    | 6-7  | 1983 | Academic (1st)  |
|                  |      |      | 1984 | Wooden (1st), AP (2nd), NABC (2nd), USBWA (2nd), Sporting News (2nd), Basketball Times (2nd), UPI (3rd)   |
| Michael Smith    | F    | 6-10 | 1987 | Academic (1st)  |
|                  |      |      | 1988 | USBWA (2nd), UPI (2nd), Basketball Times (2nd), AP (3rd), Basketball Weekly (3rd), Sporting News (HM), Academic (1st)   |
|                  |      |      | 1989 | Academic (1st)  |
|                  |      |      | 1986 | Associated Press (HM), Sporting News (HM)   |
| Jeff Chatman     | F    | 6-6  | 1988 | Sporting News (HM)  |
| Andy Toolson     | F    | 6-6  | 1990 | Academic (1st)  |
| Shawn Bradley    | C    | 7-6  | 1991 | Basketball Times Freshman (1st)   |
| Nate Call        | G    | 6-0  | 1992 | AP (HM)   |
| Gary Trost       | C    | 6-10 | 1993 | AP (HM)   |
| Randy Reid       | G    | 6-2  | 1994 | Academic (3rd)  |
| Russell Larson   | F    | 6-11 | 1995 | Academic (1st)  |
| Mekeli Wesley    | F    | 6-9  | 2001 | AP (HM)   |
| Rafael Araujo    | C    | 6-11 | 2004 | Basketball Times (2nd), AP (HM)   |
| Trent Plaisted   | F/C  | 6-11 | 2006 | Scout.com Freshman (2nd)  |
| Keena Young      | F    | 6-6  | 2007 | AP (HM)   |
| Lee Cumnard      | F    | 6-7  | 2008 | AP (HM)   |
|                  |      |      | 2009 | FoxSports.com (4th)   |
| Jimmer Fredette  | G    | 6-2  | 2010 | Basketball Times (2nd), NABC State Farm Coaches' (3rd), Lute Olson, AP (HM), Sporting News (3rd)  |
|                  |      |      | 2011 | Wooden (1st), AP (1st), Sporting News (1st), State Farm Coaches for NABC Division I (1st), USBWA (1st), Basketball Times (1st), CBSSports.com (1st), SI.com (1st), Yahoo! Sports (1st), FoxSports.com (1st), Lute Olson (1st) |



**RAFAEL ARAUJO**

*Rafael Araujo earned All-America accolades in 2003-04 after leading BYU to the NCAA Tournament as its leading scorer and rebounder. He had 32 points and 17 rebounds in BYU's win over eventual Final Four participant Oklahoma State.*



**KEENA YOUNG**



**LEE CUMNARD**



**JIMMER FREDETTE**



**CONFERENCE AWARDS**

**CONFERENCE PLAYER OF THE YEAR**

- 1964-65 John Fairchild, Sr.
- 1980-81 Danny Ainge, Sr.
- 1982-83 Devin Durrant, Jr.
- 1984-85 Timo Saarelainen, Sr.
- 1987-88 Michael Smith, Jr.
- 2000-01 Mekeli Wesley, Sr.
- 2003-04 Rafael Araujo, Sr.
- 2006-07 Keena Young, Sr.
- 2007-08 Lee Cumnard, Jr.
- 2010-11 Jimmer Fredette, Sr.

**DEFENSIVE PLAYER OF THE YEAR**

- 2002-03 Travis Hansen, Sr.
- 2003-04 Mike Hall, Jr.
- 2010-11 Jackson Emery, Sr.

**ALL-DEFENSIVE TEAM**

- 1994-95 Robbie Reid, So.
- 1995-96 Randy Reid, Sr.
- 2003-04 Mike Hall, Jr.
- 2008-09 Jackson Emery, So.
- 2009-10 Jackson Emery, Jr.
- 2010-11 Jackson Emery, Sr.

**ALL-NEWCOMER TEAM**

- 1995-96 Bryon Ruffner, Jr.
- 1997-98 Ron Selleaze, Jr.+
- 1997-98 Mekeli Wesley, Fr.
- 1998-99 Mark Bigelow, Fr.
- 1999-00 Terrell Lyday, Jr.#
- 2000-01 Trent Whiting, Sr.
- 2011-12 Matt Carlino, Fr.

**MWC SIXTH MAN**

- 2009-10 Jonathan Tavernari, Sr.

**COACH OF THE YEAR**

- 1989-90 Roger Reid
- 1991-92 Roger Reid
- 2002-03 Steve Cleveland
- 2005-06 Dave Rose
- 2006-07 Dave Rose
- 2010-11 Dave Rose

**FRESHMAN OF THE YEAR**

- 1990-91 Shawn Bradley
- 1991-92 Russell Larson
- 1998-99 Mark Bigelow
- 2001-02 Jared Jensen
- 2005-06 Trent Plaisted
- 2006-07 Jonathan Tavernari

**MWC ALL-TOURNAMENT TEAM**

- 1999-00 Terrell Lyday
- 2000-01 Terrell Lyday
- 2000-01 Mekeli Wesley
- 2003-04 Rafael Araujo
- 2006-07 Lee Cumnard
- 2006-07 Trent Plaisted
- 2006-07 Keena Young
- 2007-08 Lee Cumnard
- 2008-09 Jimmer Fredette
- 2009-10 Jimmer Fredette
- 2010-11 Jimmer Fredette\*

+WAC Newcomer of the Year  
#MWC Newcomer of the Year  
\*MWC Tournament MVP

PLAYER OF THE YEAR AWARD WINNERS



JOHN FAIRCHILD '65



DANNY ANGE '81



DEVIN DURRANT '83



TIMO SAARELAINEN '85



MICHAEL SMITH '88



MEKELI WESLEY '01



RAFAEL ARAUJO '04



KEENA YOUNG '07



LEE CUMNARD '08



JIMMER FREDETTE  
2011 MWC PLAYER  
OF THE YEAR

COACH OF THE YEAR



ROGER REID '90, '92



STEVE CLEVELAND '03



DAVE ROSE '06, '07, '11

MIKE HALL - 2004  
MWC DEFENSIVE  
PLAYER OF THE YEAR

FRESHMAN OF THE YEAR AWARD WINNERS



SHAWN BRADLEY '91



RUSSELL LARSON '92



MARK BIGELOW '99



JARED JENSEN '02



TRENT PLAISTED '06



JONATHAN TAVERNARI '07



# ALL-CONFERENCE PERFORMERS

**1930-31 (Rocky Mountain)**

Elwood Romney, So. 1st

**1931-32**

Elwood Romney, Jr. 1st

**1932-33**

Floyd Millet, Jr. 1st

Jay Whitman, So. 1st

Elwood Romney, Sr. 1st

**1933-34**

Floyd Millet, Sr. 1st

Jay Whitman, Jr. 1st

**1936-37**

Earl Giles, Sr. 1st

**1940-41 (Mountain States/  
Skyline)**

Duane Esplin, So. 1st

**1942-43**

Brady Walker, So. 1st

**1947-48**

Joe Nelson, So. 1st

Randy Clark, Jr. 1st

**1948-49**

Roland Minson, So. 1st

Joe Nelson, Jr. 1st

**1949-50**

Roland Minson, Jr. 1st

Joe Nelson, Sr. 1st

Mel Hutchins, Jr. 1st

**1950-51**

Roland Minson, Sr. 1st

Mel Hutchins, Sr. 1st

**1952-53**

Joe Richey, Sr. 1st

Harold Christensen, Sr. 1st

**1953-54**

Dean Larsen, Sr. 1st

**1954-55**

Terry Tebbs, Jr. 1st

**1955-56**

Terry Tebbs, Sr. 1st

**1957-58**

John Nicoll, Jr. 1st

**1960-61**

Gary Earnest, Sr. 1st

**1962-63 (Western Athletic)**

Bruce Burton, Sr. 1st

Gary Batchelor, Sr. 2nd

**1963-64**

John Fairchild, Jr. 1st

**1964-65**

John Fairchild, Sr. 1st

Dick Nemelka, Jr. 2nd

**1965-66**

Dick Nemelka, Sr. 1st

Jeff Congdon, Sr. 2nd

Steve Kramer, Sr. 2nd

**1966-67**

Kari Liimo, So. 1st

Craig Raymond, Sr. 2nd

Jim Jimas, Sr. 2nd

**1967-68**

Jim Eakins, Sr. 1st

Kari Liimo, Jr. 2nd

Marty Lythgoe, Jr. 2nd

**1968-69**

Paul Ruffner, Jr. 2nd

Marty Lythgoe, Sr. 2nd

Doug Howard, Jr. 2nd

**1969-70**

Doug Howard, Sr. 2nd

**1970-71**

Kresimir Cosic, So. 1st



Mountain States Conference All-Conference First Team selections from left to right: Mel Hutchins, Joe Nelson and Roland Minson.

**1971-72**

Kresimir Cosic, Jr. 1st

Bernie Fryer, Sr. 1st

**1972-73**

Kresimir Cosic, Sr. 1st

Doug Richards, Jr. 2nd

**1973-74**

Doug Richards, Sr. 2nd

**1975-76**

Jay Cheesman, Jr. 1st

**1976-77**

Jay Cheesman, Sr. 2nd

**1977-78**

Danny Ainge, Fr. 1st

**1978-79**

Danny Ainge, So. 1st

Scott Runia, Jr. 2nd

Alan Taylor, Jr. 2nd

**1979-80**

Danny Ainge, Jr. 1st

Alan Taylor, Sr. 1st

**1980-81**

Danny Ainge, Sr. 1st

Fred Roberts, Jr. 1st

**1981-82**

Fred Roberts, Sr. 1st

Steve Trumbo, Sr. 1st

**1982-83**

Devin Durrant, Jr. 1st


Brett Applegate, Jr. 2nd



Left to Right: Steve Kramer, Stan Watts, Jeff Congdon, Jim Eakins (back), Neil Roberts and Dick Nemelka.



# ALL-CONFERENCE PERFORMERS



**KEN ROBERTS**

**1983-84**  
Devin Durrant, Sr. 1st  
Brett Applegate, Sr. 1st

**1984-85**  
Timo Saarelainen, Sr. 1st

**1985-86**  
Jeff Chatman, So. 2nd  
Bob Capener, Jr. 2nd

**1986-87**  
Michael Smith, So. 1st  
Jeff Chatman, Jr. 2nd

**1987-88**  
Michael Smith, Jr. 1st  
Jeff Chatman, Sr. 1st

**1988-89**  
Michael Smith, Sr. 1st

**1989-90**  
Marty Haws, Sr. 1st  
Andy Toolson, Sr. 2nd

**1990-91**  
Steve Schreiner, Sr. 1st  
Shawn Bradley, Fr. 2nd

**1991-92**  
Gary Trost, Jr. 1st  
Nathan Call, Sr. 2nd



**MIKE HALL**



**TRAVIS HANSEN**

**1992-93**  
Gary Trost, Sr. 1st

**1993-94**  
Russell Larson, Jr. 1st

**1994-95**  
Russell Larson, Sr. 1st  
Kenneth Roberts, Jr. 1st

**1995-96**  
Kenneth Roberts, Sr. 1st

**1997-98**  
Mountain Division  
Ron Selleaze, Jr. 2nd

**1998-99**  
Pacific Division  
Mark Bigelow, Fr. 2nd

**1999-00 (Mountain West)**  
Mekeli Wesley, Jr. 2nd



**MEKELI WESLEY**

**2000-01**  
Mekeli Wesley, Sr. 1st  
Terrell Lyday, Sr. 1st  
Trent Whiting, Sr. 2nd

**2001-02**  
Travis Hansen, Jr. 2nd

**2002-03**  
Travis Hansen, Sr. 1st  
Rafael Araujo, Jr. 3rd  
Mark Bigelow, Jr. 3rd

**2003-04**  
Rafael Araujo, Sr. 1st  
Mark Bigelow, Sr. 2nd  
Mike Hall, Jr. 3rd

**2004-05**  
Mike Hall, Sr. 3rd

**2005-06**  
Trent Plaisted, Fr. 2nd  
Keena Young, Jr. 3rd

**2006-07**  
Keena Young, Sr. 1st  
Trent Plaisted, So. 2nd  
Lee Cumnard, So. 3rd

**2007-08**  
Lee Cumnard, Jr. 1st  
Trent Plaisted, Jr. 1st  
Jonathan Tavernari, So. 3rd

**2008-09**  
Lee Cumnard, Sr. 1st  
Jimmer Fredette, So. 1st  
Jonathan Tavernari, Jr. 3rd

**2009-10**  
Jimmer Fredette, Jr. 1st  
Jackson Emery, Jr. 2nd  
Tyler Haws, Fr. 3rd  
Jonathan Tavernari, Sr. 3rd

**2010-11**  
Jimmer Fredette, Sr. 1st  
Jackson Emery, Sr. 2nd  
Brandon Davies, So. 3rd



**MARK BIGELOW**

**2011-12**  
Brandon Davies, Jr. 1st  
Noah Hartssock, Sr. 1st

**2012-13**  
Brandon Davies, Sr. 1st  
Tyler Haws, So. 1st

*Jackson Emery was named to the All-Conference Second Team in both the 2010 and 2011 seasons*





**BYU NBA DRAFT CHOICES**

| YEAR | PLAYER            | TEAM                        | RD/PK    | OVER PICK |
|------|-------------------|-----------------------------|----------|-----------|
| 1948 | Brady Walker      | Providence Steamrollers     |          |           |
| 1948 | Joe Nelson        | Philadelphia Warriors       | 5th      |           |
| 1949 | Joe Weight        | Boston Celtics              | 9th      |           |
| 1950 | Joe Nelson        | Rochester Royals            | 5th/10th | 58th      |
| 1951 | Mel Hutchins      | Tri-Cities Blackhawks       | 1st/2nd  | 2nd       |
| 1951 | Roland Minson     | New York Knicks             | 2nd/6th  | 16th      |
| 1952 | Jerry Romney      | Rochester Royals            | 8th      |           |
| 1953 | Harold Christ.    | Minneapolis Lakers          |          |           |
| 1953 | Joe Richey        | Minneapolis Lakers          |          |           |
| 1954 | Phil Larson       | Fort Wayne Pistons          | 10th/4th | 84th      |
| 1956 | Hershel Pederson  | St. Louis Hawks             | 10th/2nd | 72nd      |
| 1959 | John Nicoll       | New York Knicks             | 13th/2nd | 84th      |
| 1965 | John Fairchild    | Los Angeles Lakers          | 2nd/8th  | 19th      |
| 1966 | Jeff Congdon      | Detroit Pistons             | 4th/2nd  | 32nd      |
| 1966 | Dick Nemelka      | St. Louis Hawks             | 5th/4th  | 44th      |
| 1967 | Craig Raymond     | Philadelphia 76ers          | 1st/12th | 12th      |
| 1968 | Jim Eakins        | San Francisco Warriors      | 5th/7th  | 57th      |
| 1969 | Kari Liimo        | Los Angeles Lakers          | 7th/12th | 97th      |
| 1970 | Paul Ruffner      | Chicago Bulls               | 2nd/11th | 28th      |
| 1970 | Doug Howard       | Chicago Bulls               | 11th/9th | 79th      |
| 1971 | Steve Kelly       | Detroit Pistons             | 7th/11th | 113th     |
| 1972 | Bernie Fryer      | Phoenix Suns                | 7th/12th | 109th     |
| 1972 | Kresimir Cosic    | Portland Trailblazers       | 10th/1st | 144th     |
| 1973 | Kresimir Cosic    | Los Angeles Lakers          | 5th/15th | 84th      |
| 1973 | Kalevi Sarkalahti | Phoenix Suns                | 13th/4th | 186th     |
| 1973 | Phil Tollestrop   | Buffalo Braves              | 20th/1st | 211th     |
| 1974 | Doug Richards     | Portland Trailblazers       | 7th/2nd  | 110th     |
| 1977 | Jay Cheesman      | Chicago Bulls               | 6th/13th | 123rd     |
| 1977 | Vern Thompson     | Atlanta Hawks               | 8th/4th  | 155th     |
| 1980 | Alan Taylor       | Utah Jazz                   | 4th/3rd  | 72nd      |
| 1981 | Danny Ainge       | Boston Celtics              | 2nd/8th  | 31st      |
| 1981 | Steve Craig       | Philadelphia 76ers          | 5th/22nd | 114th     |
| 1982 | Fred Roberts      | Milwaukee Bucks             | 2nd/4th  | 27th      |
| 1982 | Steve Trumbo      | Utah Jazz                   | 3rd/3rd  | 49th      |
| 1983 | Greg Kite         | Boston Celtics              | 1st/21st | 21st      |
| 1984 | Devin Durrant     | Indiana Pacers              | 2nd/1st  | 25th      |
| 1984 | Brett Applegate   | Portland Trailblazers       | 4th/18th | 88th      |
| 1985 | Timo Saarelainen  | Los Angeles Lakers          | 5th/22nd | 115th     |
| 1987 | Tom Gneiting      | Seattle SuperSonics         | 6th/10th | 124th     |
| 1989 | Michael Smith     | Boston Celtics              | 1st/13th | 13th      |
| 1993 | Shawn Bradley     | Philadelphia 76ers          | 1st/2nd  | 2nd       |
| 2003 | Travis Hansen     | Atlanta Hawks               | 2nd/8th  | 37th      |
| 2004 | Rafael Araujo     | Toronto Raptors             | 1st/8th  | 8th       |
| 2008 | Trent Plaisted    | Detroit (from Seattle)      | 2nd/16th | 46th      |
| 2011 | Jimmer Fredette   | Sacramento (from Milwaukee) | 1st/10th | 10th      |

**COUGAR PROS OVERSEAS (All-Time)**

| PLAYER (YEARS AT BYU)        | COUNTRY  |
|------------------------------|--|
| Kresimir Cosic (1971-73)     | Italy  |
| Alan Taylor (1977-80)        | Italy, Germany                                 |
| Scott Runia (1977-80)        | Holland  |
| Fred Roberts (1979-82)       | Italy, Spain                                   |
| Steve Trumbo (1979-82)       | Spain  |
| Devin Durrant (1979-84)      | Spain  |
| Tom Gneiting (1985-87)       | Spain, Turkey                                  |
| Jim Usevitch (1983-88)       | Israel, Greece                                 |
| Jeff Chatman (1985-88)       | Switzerland                                    |
| Michael Smith (1984-89)      | Spain  |
| Andy Toolson (1984-90)       | Italy, Greece, Spain                           |
| Marty Haws (1987-90)         | Belgium  |
| Gary Trost (1988-93)         | Portugal, Argentina                            |
| Jared Miller (1991-93)       | Portugal                                       |
| Kevin Nixon (1992-93)        | Portugal                                       |
| Russell Larson (1992-95)     | Spain  |
| Robbie Reid (1993-95)        | Italy, Austria, Estonia, Saudi Arabia, England |
| Kenneth Roberts (1991-96)    | Spain, Portugal, New Zealand                   |
| Bryon Ruffner (1995-96)      | Belgium, Sweden                                |
| Jarkko Ahlbom (1996-98)      | Finland  |
| Silester Rivers (1998-00)    | Chile  |
| Mekeli Wesley (1997-01)      | Spain, Belgium, France, Poland                 |
| Terrell Lyday (1999-01)      | Poland, Turkey, France, Russia, Italy          |
| Trent Whiting (2000-01)      | Italy  |
| Eric Nielsen (1996-02)       | Spain  |
| Travis Hansen (2000-03)      | Spain, Russia                                  |
| Luiz Lemes (2002-04)         | Brazil   |
| Mark Bigelow (1999-04)       | Germany, Spain                                 |
| Kevin Woodberry ('02-04)     | Mexico   |
| Rafael Araujo (2002-04)      | Russia   |
| Mike Hall (2003-05)          | Turkey, France, Austria, Japan                 |
| Brock Reichner (2004-06)     | Greece   |
| Keena Young (2004-07)        | Korea, Israel, Philippines, Finland            |
| Trent Plaisted (2004-08)     | Croatia, Italy, France, Ukraine, Germany       |
| Lee Cummard (2005-09)        | France, Japan, Belgium                         |
| Chris Miles (2004-05, 07-10) | Czech Republic, Germany                        |
| Jonathan Tavernari (2006-10) | Italy, Brazil                                  |
| Logan Magnusson (2009-11)    | Germany  |
| Charles Abouo (2008-12)      | Spain  |
| Noah Hartsock (2008-12)      | Belgium, Spain                                 |

*Travis Hansen is one of the many Cougars who have gone on to play professionally overseas.*

*During Danny Ainge's 14-year NBA playing career he was a member of some of the most successful and dominant teams in league history. During six seasons his teams won 60 games or more. Below is a breakdown of the success Ainge experienced as an NBA player:*

- **2 CHAMPIONSHIP TEAMS:** Boston 1984 and 1985
- **6 NBA FINALS APPEARANCES:** Boston 1984-87; Portland 1992; Phoenix 1993
- **9 CONFERENCE FINALS APPEARANCES:** Boston 1982, 1984-1988; Portland 1991-92; Phoenix 1993.





MILWAUKEE BUCKS


MILWAUKEE BUCKS



*Player of the Year Jimmer Fredette was selected by the Milwaukee Bucks with the 10th overall selection in the 2011 NBA Draft. His rights were traded to the Sacramento Kings later that night.*

**COUGAR TOP NBA STATS**

| No  | Player         | Points |
|-----|----------------|--------|
| 1.  | Danny Ainge    | 11,964 |
| 2.  | Jim Eakins     | 8,255  |
| 3.  | Shawn Bradley  | 6,761  |
| 4.  | Fred Roberts   | 5,962  |
| 5.  | Mel Hutchins   | 4,851  |
| 6.  | Jeff Congdon   | 1,995  |
| 7.  | Greg Kite      | 1,717  |
| 8.  | Craig Raymond  | 1,658  |
| 9.  | Brady Walker   | 1,603  |
| 10. | John Fairchild | 1,085  |



*BYU's all-time leading NBA scorer, Danny Ainge currently serves as the Boston Celtics Executive Director of Basketball Operations.*




*Brandon Davies played in the NBA Summer League and preason with the LA Clippers in 2013. He signed a deal with the Philadelphia 76ers on Oct. 28, 2013.*

| No  | Player         | Rebounds |
|-----|----------------|----------|
| 1.  | Jim Eakins     | 5,578    |
| 2.  | Shawn Bradley  | 5,274    |
| 3.  | Mel Hutchins   | 4,186    |
| 4.  | Danny Ainge    | 2,768    |
| 5.  | Greg Kite      | 2,603    |
| 6.  | Fred Roberts   | 2,308    |
| 7.  | Craig Raymond  | 1,510    |
| 8.  | Jeff Congdon   | 601      |
| 9.  | Brady Walker   | *549     |
| 10. | John Fairchild | 523      |

\*Partial career rebound stats



*Shawn Bradley played for 12 seasons in the NBA. He led the NBA in blocks twice, most recently with 228 rejections in 2000-01. He retired holding the Mavericks' record for most points by a center (32) and most blocks (13) in a game.*



# BYU HOOP RECORDS



INDIVIDUAL CAREER RECORDS

| Points |                               |       | 3-Point Field Goal Percentage* |                                  |     | Assists |       |    |                               |     |     |     |
|--------|-------------------------------|-------|--------------------------------|----------------------------------|-----|---------|-------|----|-------------------------------|-----|-----|-----|
| Rk     | Name, Years                   | Pts   | Rk                             | Name, Years                      | FG  | FGA     | Pct   | Rk | Name, Years                   | G   | Ass | Avg |
| 1      | Jimmer Fredette, 2007-11      | 2,599 | 1                              | Nathan Call, 1986-88, 90-92      | 110 | 241     | .456  | 1  | Matt Montague, 1996-97, 99-02 | 122 | 570 | 4.7 |
| 2      | Danny Ainge, 1977-81          | 2,467 | 2                              | Mark Heslop, 1988-92             | 126 | 283     | .445  | 2  | Danny Ainge, 1977-81          | 118 | 539 | 4.6 |
| 3      | Michael Smith, 1983-84, 86-89 | 2,319 | 3                              | Andy Toolson, 1984-85, 87-90     | 141 | 323     | .437  | 3  | Nathan Call, 1986-88, 90-92   | 129 | 528 | 4.1 |
| 4      | Devin Durrant, 1978-80, 82-84 | 2,285 | 4                              | Lee Cummand, 2005-09             | 153 | 355     | .431  | 4  | Jimmer Fredette, 2007-11      | 139 | 515 | 3.7 |
| 5      | Russell Larson, 1991-95       | 1,885 | 5                              | Michael Smith, 1983-84, 86-89    | 116 | 270     | .430  | 5  | Marty Haws, 1986-90           | 123 | 502 | 4.1 |
| 6      | Fred Roberts, 1978-82         | 1,841 | 6                              | Mike Rose, 2003-07               | 163 | 381     | .428  | 6  | Randy Reid, 1992-96           | 125 | 458 | 3.7 |
| 7      | Jeff Chatman, 1984-88         | 1,824 | 7                              | Sam Burgess, 2004-05, 06-08      | 81  | 196     | .413  | 7  | Scott Runia, 1976-80          | 110 | 405 | 3.7 |
| 8      | Mekeli Wesley, 1997-01        | 1,740 | 8                              | Austin Ainge, 2003-07            | 113 | 281     | .402  | 8  | Lee Cummand, 2005-09          | 131 | 372 | 2.8 |
| 9      | Mark Bigelow, 1998-99, 01-04  | 1,715 | 9                              | Terrrell Lyday, 1999-01          | 127 | 321     | .396  | 9  | Austin Ainge, 2003-07         | 101 | 355 | 3.5 |
| 10     | Brandon Davies, 2009-13       | 1,680 | 10                             | Todd Christensen, 1995-96, 98-00 | 104 | 264     | .3939 | 10 | Fred Roberts, 1978-82         | 119 | 341 | 2.9 |

\*Minimum 75 3FG Made

| Scoring Average |                               |     | Free Throws Made |       |    | Assists Per Game*             |     |     |     |      |
|-----------------|-------------------------------|-----|------------------|-------|----|-------------------------------|-----|-----|-----|------|
| Rk              | Name, Years                   | G   | Pts              | Avg   | Rk | Name, Years                   | FT  | G   | Ass | Avg  |
| 1               | John Fairchild, 1963-65       | 53  | 1,109            | 20.92 | 1  | Jimmer Fredette, 2007-11      | 627 | 61  | 286 | 4.69 |
| 2               | Danny Ainge, 1977-81          | 118 | 2,467            | 20.91 | 2  | Devin Durrant, 1978-80, 82-84 | 621 | 122 | 570 | 4.67 |
| 3               | Devin Durrant, 1978-80, 82-84 | 117 | 2,285            | 19.5  | 3  | Russell Larson, 1991-95       | 541 | 118 | 539 | 4.6  |
| 4               | Kresimir Cosic, 1970-73       | 79  | 1,513            | 19.2  | 4  | Ken Roberts, 1990-91, 93-96   | 511 | 129 | 528 | 4.09 |
| 5               | Michael Smith, 1983-84, 86-89 | 122 | 2,319            | 19.0  | 5  | Mekeli Wesley, 1997-01        | 509 | 123 | 502 | 4.08 |
| 6               | Terrrell Lyday, 1999-01       | 66  | 1,105            | 16.74 | 6  | Danny Ainge, 1977-81          | 493 | 139 | 515 | 3.71 |
| 7               | Bernie Fryer, 1970-72         | 55  | 1,030            | 18.73 | 7  | Fred Roberts, 1978-82         | 467 | 110 | 405 | 3.68 |
| 8               | Jimmer Fredette, 2007-11      | 139 | 2,599            | 18.70 | 8  | Brandon Davies, 2009-13       | 456 | 125 | 458 | 3.66 |
| 9               | Dick Nemelka, 1963-66         | 78  | 1,299            | 16.65 | 9  | Michael Smith, 1983-84, 86-89 | 431 | 64  | 226 | 3.53 |
| 10              | Tyler Haws, 2009-10, 12-13    | 71  | 1,177            | 16.6  | 10 | Mark Bigelow, 1998-99, 01-04  | 414 | 85  | 299 | 3.52 |

\*Minimum 50 Games Played

\*Minimum 50 Games Played

| Field Goals Made |                               |     | Free Throw Attempts |                               |     | Blocks |                             |     |     |     |
|------------------|-------------------------------|-----|---------------------|-------------------------------|-----|--------|-----------------------------|-----|-----|-----|
| Rk               | Name, Years                   | FG  | Rk                  | Name, Years                   | FTA | Rk     | Name, Years                 | G   | Bk  | Avg |
| 1                | Danny Ainge, 1977-81          | 987 | 1                   | Devin Durrant, 1978-80, 82-84 | 820 | 1      | Greg Kite, 1979-83          | 112 | 208 | 1.9 |
| 2                | Michael Smith, 1983-84, 86-89 | 886 | 2                   | Jimmer Fredette, 2007-11      | 711 | 2      | Shawn Bradley, 1990-91      | 34  | 177 | 5.2 |
| 3                | Jimmer Fredette, 2007-11      | 838 | 3                   | Brandon Davies, 2009-13       | 691 | 3      | Noah Hartscock, 2008-12     | 134 | 177 | 1.3 |
| 4                | Devin Durrant, 1978-80, 82-84 | 832 | 4                   | Russell Larson, 1991-95       | 673 | 4      | Russell Larson, 1991-95     | 129 | 166 | 1.3 |
| 5                | Jeff Chatman, 1984-88         | 751 | 5                   | Mekeli Wesley, 1997-01        | 651 | 5      | Brandon Davies, 2009-13     | 135 | 123 | 0.9 |
| 6                | Fred Roberts, 1978-82         | 687 | 6                   | Ken Roberts, 1990-91, 93-96   | 641 | 6      | Alan Taylor, 1976-80        | 110 | 119 | 1.1 |
| 7                | Russell Larson, 1991-95       | 660 | 7                   | Trent Plaisted, 2004-08       | 633 | 7      | Trent Plaisted, 2004-08     | 103 | 107 | 1.0 |
| 8                | Brandon Davies, 2009-13       | 609 | 8                   | Danny Ainge, 1977-81          | 604 | 8      | Jeff Chatman, 1984-88       | 122 | 107 | 0.9 |
| 9                | Mekeli Wesley, 1997-01        | 570 | 9                   | Fred Roberts, 1978-82         | 602 | 9      | Lee Cummand, 2005-09        | 131 | 106 | 0.8 |
| 10               | Kresimir Cosic, 1970-73       | 566 | 10                  | Mark Bigelow, 1998-99, 01-04  | 513 | 10     | Chris Miles, 2004-05, 07-10 | 131 | 89  | 0.7 |

| Field Goal Attempts |                               |       | Free Throw Percentage* |                               |     | Blocks Per Game* |      |    |                         |     |     |      |
|---------------------|-------------------------------|-------|------------------------|-------------------------------|-----|------------------|------|----|-------------------------|-----|-----|------|
| Rk                  | Name, Years                   | FGA   | Rk                     | Name, Years                   | FT  | FTA              | Pct  | Rk | Name, Years             | G   | Bk  | Avg  |
| 1                   | Danny Ainge, 1977-81          | 1,875 | 1                      | Tyler Haws, 2009-10, 12-13    | 295 | 331              | .891 | 1  | Shawn Bradley, 1990-91  | 34  | 177 | 5.21 |
| 2                   | Jimmer Fredette, 2007-11      | 1,843 | 2                      | Jimmer Fredette, 2007-11      | 627 | 711              | .882 | 2  | Greg Kite, 1979-83      | 112 | 208 | 1.86 |
| 3                   | Michael Smith, 1983-84, 86-89 | 1,749 | 3                      | Michael Smith, 1983-84, 86-89 | 431 | 491              | .878 | 3  | Noah Hartscock, 2008-12 | 134 | 177 | 1.32 |
| 4                   | Devin Durrant, 1978-80, 82-84 | 1,527 | 4                      | Lee Cummand, 2005-09          | 294 | 349              | .842 | 4  | Russell Larson, 1991-95 | 129 | 166 | 1.29 |
| 5                   | Jeff Chatman, 1984-88         | 1,369 | 5                      | Randy Reid, 1992-96           | 338 | 407              | .830 | 5  | Alan Taylor, 1976-80    | 110 | 119 | 1.08 |
| 6                   | Jonathan Tavemari, 2006-10    | 1,332 | 6                      | Brian Taylor, 1982-84, 86-88  | 229 | 277              | .827 | 6  | Trent Plaisted, 2004-08 | 103 | 107 | 1.04 |
| 7                   | Joe Richey, 1950-53           | 1,332 | 7                      | Cary Batchelor, 1960-63       | 251 | 304              | .826 | 7  | Alan Pollard, 1984-86   | 60  | 62  | 1.03 |
| 8                   | Fred Roberts, 1978-82         | 1,259 | 8                      | Noah Hartscock, 2008-12       | 230 | 281              | .819 | 8  | Brandon Davies, 2009-13 | 135 | 123 | 0.91 |
| 9                   | Mark Bigelow, 1998-99, 01-04  | 1,250 | 9                      | Danny Ainge, 1977-81          | 493 | 604              | .816 | 9  | Jeff Chatman, 1984-88   | 122 | 107 | 0.88 |
| 10                  | Mekeli Wesley, 1997-01        | 1,227 | 10                     | Doug Howard, 1967-70          | 287 | 353              | .813 | 10 | Lee Cummand, 2005-09    | 131 | 106 | 0.81 |

\*Minimum 200 FT Made

\*Minimum 50 Games Played or 150 Career Blocks

| Field Goal Percentage* |                               |     | Rebounds Per Game* |        |    | Steals                        |     |     |      |    |                               |     |     |     |
|------------------------|-------------------------------|-----|--------------------|--------|----|-------------------------------|-----|-----|------|----|-------------------------------|-----|-----|-----|
| Rk                     | Name, Years                   | FG  | FGA                | Pct    | Rk | Name, Years                   | G   | Reb | Avg  | Rk | Name, Years                   | G   | Stl | Avg |
| 1                      | Alan Taylor, 1976-80          | 504 | 874                | .577   | 1  | Michael Smith, 1983-84, 86-89 | 122 | 922 | 7.6  | 1  | Jackson Emery, 2005-06, 08-11 | 133 | 249 | 1.9 |
| 2                      | Gary Trost, 1987-88, 90-93    | 420 | 742                | .566   | 2  | Kresimir Cosic, 1970-73       | 79  | 919 | 11.6 | 2  | Danny Ainge, 1977-81          | 118 | 195 | 1.7 |
| 3                      | Jared Miller, 1990-93         | 306 | 550                | .5563  | 3  | John Benson, 1954-57          | 78  | 803 | 10.3 | 3  | Marty Haws, 1986-90           | 123 | 182 | 1.5 |
| 4                      | Russell Larson, 1991-95       | 660 | 1,188              | .5555  | 4  | Greg Kite, 1979-83            | 112 | 847 | 7.6  | 4  | Jimmer Fredette, 2007-11      | 139 | 167 | 1.2 |
| 5                      | Jeff Chatman, 1984-88         | 751 | 1,369              | .549   | 5  | Brandon Davies, 2009-13       | 135 | 840 | 6.2  | 5  | Jonathan Tavemari, 2006-10    | 132 | 165 | 1.3 |
| 6                      | Ken Roberts, 1990-91, 93-96   | 561 | 1,027              | .5463  | 6  | Fred Roberts, 1978-82         | 119 | 838 | 7.0  | 6  | Scott Sinek, 1981-85          | 115 | 140 | 1.2 |
| 7                      | Fred Roberts, 1978-82         | 687 | 1,259              | .5457  | 7  | Steve Trumbo, 1978-82         | 116 | 835 | 7.2  | 7  | Nathan Call, 1986-88, 90-92   | 129 | 138 | 1.1 |
| 8                      | Jim Usevitch, 1982-84, 86-88  | 315 | 578                | .54498 | 8  | Russell Larson, 1991-95       | 129 | 821 | 6.4  | 8  | Brandon Davies, 2009-13       | 135 | 132 | 1.0 |
| 9                      | Devin Durrant, 1978-80, 82-84 | 832 | 1,527              | .54485 | 9  | John Benson, 1954-57          | 78  | 803 | 10.3 | 9  | Russell Larson, 1991-95       | 129 | 131 | 1.0 |
| 10                     | Noah Hartscock, 2008-12       | 461 | 847                | .544   | 10 | Mark Handly, 1973-77          | 96  | 801 | 8.3  | 10 | Lee Cummand, 2005-09          | 131 | 129 | 1.0 |

\*Minimum 300 FG Made

| 3-Point Field Goals Made |                               |     | Rebounds Per Game* |                            |    | Steals Per Game* |      |    |                               |     |     |      |
|--------------------------|-------------------------------|-----|--------------------|----------------------------|----|------------------|------|----|-------------------------------|-----|-----|------|
| Rk                       | Name, Years                   | 3FG | Rk                 | Name, Years                | G  | Reb              | Avg  | Rk | Name, Years                   | G   | Stl | Avg  |
| 1                        | Jimmer Fredette, 2007-11      | 296 | 1                  | John Fairchild, 1963-65    | 53 | 678              | 12.8 | 1  | Jackson Emery, 2005-06, 08-11 | 133 | 249 | 1.87 |
| 2                        | Jonathan Tavemari, 2006-10    | 265 | 2                  | Kresimir Cosic, 1970-73    | 79 | 919              | 11.6 | 2  | Danny Ainge, 1977-81          | 118 | 195 | 1.65 |
| 3                        | Jackson Emery, 2005-06, 08-11 | 230 | 3                  | John Benson, 1954-57       | 78 | 803              | 10.3 | 3  | Matt Carlino, 2011-13         | 61  | 100 | 1.64 |
| 4                        | Mark Bigelow, 1998-99, 01-04  | 213 | 4                  | Bruce Burton, 1960-63      | 78 | 776              | 9.94 | 4  | Terrrell Lyday, 1999-01       | 66  | 99  | 1.50 |
| 5                        | Mike Rose, 2003-07            | 163 | 5                  | Herschel Pedersen, 1953-56 | 73 | 721              | 9.88 | 5  | Mike Hall, 2003-05            | 60  | 89  | 1.48 |
| 6                        | Lee Cummand, 2005-09          | 153 | 6                  | Paul Ruffner, 1968-70      | 64 | 522              | 9.7  | 6  | Marty Haws, 1986-90           | 123 | 182 | 1.48 |
| 7                        | Andy Toolson, 1984-85, 87-90  | 141 | 7                  | Rafael Araujo, 2002-04     | 52 | 589              | 9.5  | 7  | Robbie Reid, 1993-95          | 64  | 94  | 1.47 |
| 8                        | Nick Sanderson, 1991-93       | 129 | 8                  | Brett Applegate, 1982-84   | 60 | 566              | 9.4  | 8  | Rafael Araujo, 2002-04        | 62  | 88  | 1.42 |
| 9                        | Terrrell Lyday, 1999-01       | 127 | 9                  | Nick Matejan, 1951-54      | 77 | 673              | 8.74 | 9  | Jonathan Tavemari, 2006-10    | 132 | 165 | 1.25 |
| 10                       | Mark Heslop, 1988-92          | 126 | 10                 | Dave Eastis, 1958-61       | 69 | 597              | 8.65 | 10 | Brett Applegate, 1982-84      | 60  | 74  | 1.23 |

\*Minimum 50 Games Played

\*Minimum 50 Games Played

| 3-Point Field Goal Attempts |                               |     | Offensive Rebounds |                             |     | Assist-to-Turnover Ratio* |     |    |                               |     |     |        |
|-----------------------------|-------------------------------|-----|--------------------|-----------------------------|-----|---------------------------|-----|----|-------------------------------|-----|-----|--------|
| Rk                          | Name, Years                   | Pts | Rk                 | Name, Years                 | G   | Reb                       | Avg | Rk | Name, Years                   | A   | TO  | A:TO   |
| 1                           | Jimmer Fredette, 2007-11      | 752 | 1                  | Ken Roberts, 1990-91, 93-96 | 126 | 268                       | 2.1 | 1  | Craig Cusick, 2011-13         | 148 | 55  | 2.69:1 |
| 2                           | Jonathan Tavemari, 2006-10    | 698 | 2                  | Brandon Davies, 2009-13     | 135 | 246                       | 1.8 | 2  | Marty Perry, 1982-85          | 299 | 117 | 2.56:1 |
| 3                           | Jackson Emery, 2005-06, 08-11 | 601 | 3                  | Russell Larson, 1991-95     | 129 | 245                       | 1.9 | 3  | Jackson Emery, 2005-06, 08-11 | 312 | 132 | 2.36:1 |
| 4                           | Mark Bigelow, 1998-99, 01-04  | 559 | 4                  | Trent Plaisted, 2004-08     | 103 | 231                       | 2.2 | 4  | Ben Murdoch, 2006-08          | 157 | 67  | 2.34:1 |
| 5                           | Mike Rose, 2003-07            | 381 | 5                  | Gary Trost, 1987-88, 90-93  | 114 | 210                       | 1.8 | 5  | Nathan Call, 1986-88, 90-92   | 528 | 236 | 2.24:1 |
| 6                           | Lee Cummand, 2005-09          | 355 | 6                  | Lee Cummand, 2005-09        | 131 | 202                       | 1.5 | 6  | Scott Runia, 1976-80          | 405 | 185 | 2.19:1 |
| 7                           | Randy Reid, 1992-96           | 355 | 7                  | Keena Young, 2004-07        | 88  | 201                       | 2.3 | 7  | Kevin Santiago, 1988-90       | 193 | 90  | 2.14:1 |
| 8                           | Nick Sanderson, 1991-93       | 350 | 8                  | Noah Hartscock, 2008-12     | 134 | 194                       | 1.4 | 8  | Marty Haws, 1986-90           | 502 | 244 | 2.04:1 |
| 9                           | Andy Toolson, 1984-85, 87-90  | 323 | 9                  | Mekeli Wesley, 1997-01      | 115 | 182                       | 1.6 | 9  | Steve Craig, 1975-76, 78-81   | 329 | 161 | 2.06:1 |
| 10                          | Terrrell Lyday, 1999-01       | 321 | 10                 | Rafael Araujo, 2002-04      | 62  | 178                       | 2.9 | 10 | Randy Reid, 1992-96           | 458 | 232 | 1.97:1 |

\*Minimum 50 Games Played and 2.0 APG



INDIVIDUAL CAREER RECORDS • CONTINUED

Assist-to-Turnover Ratio\*

| Rk | Name, Years                   | A   | TO  | A:TO   |
|----|-------------------------------|-----|-----|--------|
| 1  | Marty Perry, 1982-85          | 299 | 117 | 2.56:1 |
| 2  | Nathan Call, 1986-88, 90-92   | 528 | 236 | 2.24:1 |
| 3  | Scott Rumia, 1976-80          | 405 | 185 | 2.19:1 |
| 4  | Kevin Santiago, 1989-90       | 193 | 90  | 2.14:1 |
| 5  | Marty Haws, 1986-90           | 502 | 244 | 2.06:1 |
| 6  | Randy Reid, 1992-96           | 458 | 232 | 1.97:1 |
| 7  | Matt Montague, 1996-97, 99-02 | 570 | 300 | 1.90:1 |
| 8  | Matt Carlino, 2011-13         | 286 | 173 | 1.65:1 |
| 9  | Austin Ainge, 2003-07         | 355 | 227 | 1.56:1 |
| 10 | Jimmer Fredette, 2007-11      | 515 | 350 | 1.47:1 |

\*Minimum 50 Games Played and 3.0 APG

Consecutive Games Started

| Rk | Name, Years                   | #   |
|----|-------------------------------|-----|
| 1  | Jeff Chatman, 1984-88         | 122 |
| 2  | Fred Roberts, 1978-82         | 119 |
| 3  | Mark Bigelow, 1998-99, 01-04  | 118 |
| 4  | Devin Durrant, 1978-80, 82-84 | 117 |
| 5  | Lee Cummand, 2005-09          | 102 |
| 6  | Marty Haws, 1986-90           | 91  |
| 7  | Michael Smith, 1983-84, 86-89 | 90  |
| 8  | Mekeli Wesley, 1997-01        | 70  |
| 9  | Brandon Davies, 2009-13       | 61  |
| 10 | Chris Miles, 2004-05, 07-10   | 76  |
|    | Noah Hartscock, 2008-12       | 66  |

|                              |    |
|------------------------------|----|
| Mark Bigelow, 1998-99, 01-04 | 99 |
| Fred Roberts, 1978-82        | 96 |
| Russell Larson, 1991-95      | 92 |
| Brandon Davies, 2009-13      | 90 |
| Mekeli Wesley, 1997-01       | 89 |
| Ken Roberts, 1990-91, 93-96  | 80 |

Consecutive Double-Figure Scoring Games

| Rk | Name, Years                        | #   |
|----|------------------------------------|-----|
| 1  | Danny Ainge, 12/13/77 to 3/21/81   | 112 |
| 2  | Michael Smith, 1/10/87 to 3/10/89  | 77  |
| 3  | Devin Durrant, 11/26/82 to 2/16/84 | 51  |
| 4  | Jeff Chatman, 1/24/87 to 3/19/88   | 44  |
|    | Russell Larson, 12/10/93 to 1/9/95 | 44  |
| 6  | Jimmer Fredette, 3/6/10 to 3/24/11 | 42  |
| 7  | Bernie Fryer, 1/24/70 to 12/22/71  | 37  |
| 8  | John Fairchild, 2/22/64 to 3/14/65 | 33  |
| 9  | Dave Eastis, 12/4/59 to 12/20/60   | 32  |
| 10 | Kresimir Cosic, 2/26/71 to 3/7/72  | 30  |

Turnovers

| Rk | Name, Years                   | G   | TO  | Avg |
|----|-------------------------------|-----|-----|-----|
| 1  | Danny Ainge, 1977-81          | 118 | 379 | 3.2 |
| 2  | Fred Roberts, 1978-82         | 119 | 360 | 3.0 |
| 3  | Michael Smith, 1983-84, 86-89 | 122 | 359 | 2.9 |
| 4  | Jimmer Fredette, 2007-11      | 139 | 350 | 2.5 |
| 5  | Devin Durrant, 1978-80, 82-84 | 117 | 339 | 2.9 |
| 6  | Matt Montague, 1996-97, 99-02 | 122 | 300 | 2.5 |
| 7  | Brandon Davies, 2009-13       | 135 | 283 | 2.1 |
| 8  | Mekeli Wesley, 1997-01        | 115 | 255 | 2.2 |
| 9  | Marty Haws, 1986-90           | 123 | 244 | 2.0 |
|    | Mark Bigelow, 1998-99, 01-04  | 120 | 244 | 2.0 |

Most Overall Victories

| Rk | Name, Years                   | Pts |
|----|-------------------------------|-----|
| 1  | Charles Abouo, 2008-12        | 113 |
| 2  | Jimmer Fredette, 2007-11      | 112 |
| 3  | Noah Hartscock, 2008-12       | 107 |
|    | Brandon Davies, 2009-13       | 107 |
| 5  | Jackson Emery, 2005-06, 08-11 | 105 |
| 6  | Jonathan Tavemari, 2006-10    | 103 |
| 7  | Lee Cummand, 2005-09          | 97  |
| 8  | Russell Larson, 1991-95       | 93  |
| 9  | Brock Zylstra, 2009-13        | 91  |
|    | Nathan Call, 1986-88, 90-92   | 91  |

Most 20-20 Games (Points-Rebounds)

| Rk | Name, Years                 | # |
|----|-----------------------------|---|
| 1  | John Fairchild, 1963-65     | 3 |
| 2  | Brandon Davies, 2009-13     | 1 |
|    | Kresimir Cosic, 1970-73     | 1 |
|    | Mark Handy, 1973-77         | 1 |
|    | Bruce Burton, 1960-63       | 1 |
|    | Bob Skousen, 1958-59, 61-63 | 1 |
|    | Mark Miller, 1959-60, 62-63 | 1 |

Personal Fouls

| Rk | Name, Years                  | G   | Reb | Avg |
|----|------------------------------|-----|-----|-----|
| 1  | Russell Larson, 1991-95      | 129 | 408 | 3.2 |
| 2  | Brandon Davies, 2009-13      | 135 | 406 | 3.0 |
| 3  | Danny Ainge, 1977-81         | 118 | 393 | 3.3 |
| 4  | Eric Nielsen, 1996-97, 99-02 | 122 | 391 | 3.2 |
| 5  | Mekeli Wesley, 1997-01       | 115 | 378 | 3.3 |
| 6  | Mark Durrant, 1989-90, 92-95 | 128 | 374 | 2.9 |
| 7  | Greg Kite, 1979-83           | 112 | 365 | 3.3 |
| 8  | Randy Reid, 1992-96          | 125 | 348 | 2.8 |
| 9  | Alan Taylor, 1976-80         | 110 | 341 | 3.1 |
| 10 | Lee Cummand, 2005-09         | 131 | 336 | 2.6 |

Highest Winning Percentage (Min. 75 GP)\*

| Rk | Name, Years                   | GP  | W   | L  | Pct |
|----|-------------------------------|-----|-----|----|-----|
| 1  | Jimmer Fredette, 2007-11      | 139 | 112 | 27 | 806 |
| 2  | Charles Abouo, 2008-12        | 141 | 113 | 28 | 801 |
| 3  | Noah Hartscock, 2008-12       | 134 | 107 | 27 | 799 |
| 4  | Brandon Davies, 2009-13       | 135 | 107 | 28 | 793 |
| 5  | Jackson Emery, 2005-06, 08-11 | 133 | 105 | 28 | 789 |
| 6  | Jonathan Tavemari, 2006-10    | 132 | 103 | 29 | 780 |
| 7  | Brock Zylstra, 2009-13        | 119 | 91  | 28 | 765 |
| 8  | Steve Trumbo, 1978-82         | 116 | 84  | 31 | 730 |
| 9  | Fred Roberts, 1978-82         | 119 | 86  | 33 | 723 |
| 10 | Russell Larson, 1991-95       | 129 | 93  | 36 | 721 |

\*Minimum 75 Games Played

Most 20-Point Games

| Rk | Name, Years                   | #  |
|----|-------------------------------|----|
| 1  | Michael Smith, 1983-84, 86-89 | 67 |
| 2  | Danny Ainge, 1977-81          | 65 |
| 3  | Jimmer Fredette, 2007-11      | 63 |
| 4  | Devin Durrant, 1978-80, 82-84 | 57 |
| 5  | Kresimir Cosic, 1970-73       | 38 |
| 6  | Jeff Chatman, 1984-88         | 36 |
| 7  | Russell Larson, 1991-95       | 34 |
| 8  | Fred Roberts, 1978-82         | 33 |
| 9  | Ken Roberts, 1990-91, 93-96   | 31 |
| 10 | John Fairchild, 1963-65       | 30 |
|    | Mekeli Wesley, 1997-01        | 30 |

Times Disqualified

| Rk | Name, Years                  | DO |
|----|------------------------------|----|
| 1  | Greg Kite, 1979-83           | 24 |
| 2  | Jay Cheesman, 1973-77        | 23 |
| 3  | Mark Durrant, 1989-90, 92-95 | 22 |
|    | Alan Taylor, 1976-80         | 22 |
|    | Steve Craig, 1975-76, 78-81  | 22 |
| 6  | Roy Thacker, 1956-59         | 20 |
| 7  | Danny Ainge, 1977-81         | 19 |
|    | Tom Gnetting, 1984-87        | 19 |
| 9  | Russell Larson, 1991-95      | 18 |
|    | Eric Nielsen, 1996-97, 99-02 | 18 |

Triple-Doubles

| Rk | Name, Years   | # |
|----|---|---|
| 1  | Danny Ainge   | 1 |
|    | Long Beach State, 11/28/77 (27 points, 10 rebounds, 13 assists) |   |
|    | Fred Roberts  |   |
|    | Utah, 3/17/81 (21 points, 10 rebounds, 10 assists)              |   |
|    | Michael Smith   |   |
|    | Colorado State, 2/13/88 (20 points, 12 rebounds, 10 assists)    |   |

Games Played

| Rk | Name, Years                   | GP  |
|----|-------------------------------|-----|
| 1  | Charles Abouo, 2008-12        | 141 |
| 2  | Jimmer Fredette, 2007-11      | 139 |
| 3  | Brandon Davies, 2009-13       | 135 |
| 4  | Noah Hartscock, 2008-12       | 134 |
| 5  | Jackson Emery, 2005-06, 08-11 | 133 |
| 6  | Jonathan Tavemari, 2006-10    | 132 |
| 7  | Lee Cummand, 2005-09          | 131 |
|    | Chris Miles, 2004-05, 07-10   | 131 |
| 9  | Russell Larson, 1991-95       | 129 |
|    | Nathan Call, 1986-88, 90-92   | 129 |

Double-Doubles

| Rk | Name, Years                   | #  |
|----|-------------------------------|----|
| 1  | Kresimir Cosic, 1970-73       | 48 |
| 2  | John Fairchild, 1964-65       | 39 |
| 3  | Alan Taylor, 1976-80          | 34 |
| 4  | Bruce Burton, 1960-63         | 31 |
| 5  | Steve Trumbo, 1978-82         | 30 |
| 6  | Michael Smith, 1983-84, 86-89 | 29 |
| 7  | Brett Applegate, 1982-84      | 28 |
| 8  | Russell Larson, 1991-95       | 27 |
| 9  | Jay Cheesman, 1973-77         | 25 |
| 10 | Rafael Araujo, 2002-04        | 24 |
|    | Brandon Davies, 2009-13       | 24 |

Consecutive Games Played

| Rk | Name, Years                   | #   |
|----|-------------------------------|-----|
| 1  | Charles Abouo, 2008-12        | 141 |
| 2  | Lee Cummand, 2005-09          | 131 |
| 3  | Mark Durrant, 1989-90, 92-95  | 128 |
| 4  | Ken Roberts, 1990-91, 93-96   | 126 |
| 5  | Jonathan Tavemari, 2006-10    | 124 |
| 6  | Marty Haws, 1986-90           | 123 |
| 7  | Jeff Chatman, 1984-88         | 122 |
|    | Nathan Cooper, 1995-96, 98-01 | 122 |
|    | Matt Montague, 1996-97, 99-02 | 122 |
|    | Eric Nielsen, 1996-97, 99-02  | 122 |

Consecutive Double-Doubles

| Rk | Name, Years                          | #  |
|----|--------------------------------------|----|
| 1  | Brett Applegate, 12/21/83 to 1/30/84 | 10 |
|    | Kresimir Cosic, 2/26/71 to 12/11/71  | 10 |
| 3  | John Fairchild, 2/20/65 to 3/14/65   | 7  |
| 4  | Bruce Burton, 1/5/63 to 2/2/63       | 6  |
|    | Kresimir Cosic, 12/29/71 to 1/21/72  | 6  |
| 6  | Rafael Araujo, 11/29/03 to 12/13/03  | 5  |
|    | Jim Eakins, 2/1/68 to 2/24/68        | 5  |
|    | John Fairchild, 12/14/63 to 12/28/63 | 5  |
|    | John Fairchild, 12/30/64 to 1/16/65  | 5  |
|    | Mark Miller, 2/5/60 to 2/20/60       | 5  |

Most 30-Point Games

| Rk | Name, Years                   | #  |
|----|-------------------------------|----|
| 1  | Jimmer Fredette, 2007-11      | 24 |
| 2  | Michael Smith, 1983-84, 86-89 | 17 |
|    | Devin Durrant, 1978-80, 82-84 | 17 |
| 4  | Danny Ainge, 1977-81          | 12 |
| 5  | Kresimir Cosic, 1970-73       | 10 |
| 6  | Dick Nemelka, 1963-66         | 8  |
| 7  | John Fairchild, 1963-65       | 7  |
| 8  | Timo Saarelainen, 1980-85     | 5  |
| 9  | Russell Larson, 1991-95       | 5  |
|    | Ken Roberts, 1990-91, 93-96   | 4  |
|    | Mekeli Wesley, 1997-01        | 4  |

Games Started

| Rk | Name, Years                   | GS  |
|----|-------------------------------|-----|
| 1  | Randy Reid, 1992-96           | 122 |
|    | Jeff Chatman, 1984-88         | 122 |
| 3  | Ken Roberts, 1990-91, 93-96   | 121 |
| 4  | Mark Bigelow, 1998-99, 01-04  | 119 |
|    | Fred Roberts, 1978-82         | 119 |
| 6  | Danny Ainge, 1977-81          | 118 |
| 7  | Michael Smith, 1983-84, 86-89 | 117 |
|    | Devin Durrant, 1978-80, 82-84 | 117 |
| 9  | Lee Cummand, 2005-09          | 116 |
| 10 | Mekeli Wesley, 1997-01        | 112 |

Consecutive Free Throws Made

| Rk | Name, Years                | #  |
|----|----------------------------|----|
| 1  | Tyler Haws, 2009-10, 12-13 | 50 |
| 2  | Jimmer Fredette, 2009-10   | 39 |
| 3  | Jimmer Fredette, 2009-10   | 37 |
| 4  | Michael Smith, 1988-89     | 32 |
| 5  | Jimmer Fredette, 2010-11   | 28 |
| 6  | Stephen Rogers, 2010-11    | 27 |
| 7  | Tyler Haws, 2012-13        | 26 |

Consecutive 30-Point Games

| Rk | Name, Years     | # |
|----|-----------------|---|
| 1  | Devin Durrant   | 6 |
| 2  | Jimmer Fredette | 5 |
| 3  | Kresimir Cosic  | 3 |
|    | Jimmer Fredette | 3 |
|    | Jimmer Fredette | 3 |
|    | Michael Smith   | 3 |

Most 15-Rebound Games

| Rk | Name, Years             | Pts |
|----|-------------------------|-----|
| 1  | Kresimir Cosic, 1970-73 | 21  |
| 2  | John Fairchild, 1963-65 | 17  |
| 3  | Bruce Burton, 1960-63   | 10  |
|    | Alan Taylor, 1976-80    | 10  |
|    | Jim Eakins, 1965-68     | 10  |
|    | Steve Trumbo, 1978-82   | 10  |
| 7  | Paul Ruffner, 1968-70   | 9   |
| 8  | Mark Handy, 1973-77     | 7   |

Double-Figure Scoring Games

| Rk | Name, Years                   | Pts |
|----|-------------------------------|-----|
| 1  | Danny Ainge, 1977-81          | 117 |
| 2  | Jimmer Fredette, 2007-11      | 106 |
| 3  | Michael Smith, 1983-84, 86-89 | 100 |
| 4  | Devin Durrant, 1978-80, 82-84 | 99  |

## INDIVIDUAL CAREER RECORDS • CONTINUED

## Most 20-Rebound Games

| Rk | Name, Years                  | Pts |
|----|------------------------------|-----|
| 1  | John Fairchild, 1963-65      | 5   |
| 2  | Kresimir Cosic, 1970-73      | 3   |
| 3  | Alan Taylor, 1976-80         | 2   |
|    | Mel Hutchins, 1947-48, 49-51 | 2   |

## Most 10-Assist Games

| Rk | Name, Years                   | Pts |
|----|-------------------------------|-----|
| 1  | Matt Montague, 1996-97, 99-02 | 10  |
| 2  | Nathan Call, 1986-88, 90-92   | 6   |
| 3  | Danny Ainge, 1977-81          | 5   |
|    | Randy Reid, 1992-96           | 5   |
| 5  | Mike May, 1976-78             | 4   |
| 6  | Marty Haws, 1986-90           | 3   |
|    | Scott Runia, 1976-80          | 3   |

## Most 5-Blocks Games

| Rk | Name, Years             | Pts |
|----|-------------------------|-----|
| 1  | Shawn Bradley, 1990-91  | 22  |
| 2  | Greg Kite, 1979-83      | 12  |
| 3  | Alan Taylor, 1976-80    | 3   |
|    | Trent Plaisted, 2004-08 | 3   |
| 5  | Russell Larson, 1991-95 | 2   |
|    | Alan Pollard, 1984-86   | 2   |
|    | James Anderson, 2008-11 | 2   |

## Most 3-Blocks Games

| Rk | Name, Years                  | Pts |
|----|------------------------------|-----|
| 1  | Greg Kite, 1979-83           | 35  |
| 2  | Shawn Bradley, 1990-91       | 28  |
| 3  | Noah Hartssock, 2008-12      | 24  |
| 4  | Russell Larson, 1991-95      | 21  |
| 5  | Alan Taylor, 1976-80         | 13  |
| 6  | Alan Pollard, 1984-86        | 10  |
|    | Jeff Chatman, 1984-88        | 10  |
| 8  | Trent Plaisted, 2004-08      | 9   |
| 9  | Brandon Davies, 2009-13      | 8   |
|    | Lee Cumard, 2005-09          | 8   |
|    | Jim Usevitch, 1982-84, 86-88 | 8   |

## Most 5-Steals Games

| Rk | Name, Years                   | Pts |
|----|-------------------------------|-----|
| 1  | Jackson Emery, 2005-06, 08-11 | 13  |
| 2  | Marty Haws, 1986-90           | 5   |
| 3  | Danny Ainge, 1977-81          | 4   |
|    | Robbie Reid, 1993-95          | 4   |
| 5  | Scott Sinek, 1981-85          | 3   |
|    | Brandon Davies, 2009-13       | 3   |
|    | Mike Hall, 2003-05            | 3   |
|    | Brett Applegate, 1982-84      | 3   |

## Most 3-Steals Games

| Rk | Name, Years                   | Pts |
|----|-------------------------------|-----|
| 1  | Jackson Emery, 2005-06, 08-11 | 39  |
| 2  | Danny Ainge, 1977-81          | 30  |
| 3  | Marty Haws, 1986-90           | 23  |
| 4  | Jonathan Tavernari, 2006-10   | 21  |
| 5  | Russell Larson, 1991-95       | 17  |
|    | Nathan Call, 1986-88, 90-92   | 17  |
|    | Jimmer Fredette, 2007-11      | 17  |
|    | Matt Carlino, 2011-13         | 17  |
| 9  | Scott Runia, 1976-80          | 16  |
| 10 | Scott Sinek, 1981-85          | 15  |

## Most 5 3-Pointers Games

| Rk | Name, Years                     | Pts |
|----|---------------------------------|-----|
| 1  | Jonathan Tavernari, 2006-10     | 13  |
|    | Jimmer Fredette, 2007-11        | 13  |
| 3  | Jackson Emery, 2005-06, 08-11   | 11  |
| 4  | Terrell Lyday, 1999-01          | 5   |
|    | Mike Rose, 2003-07              | 5   |
| 6  | Brock Zylstra, 2009-13          | 4   |
|    | Nick Sanderson, 1991-93         | 4   |
| 8  | Robbie Reid, 1993-95            | 3   |
|    | Matt Carlino, 2011-13           | 3   |
|    | Mark Bigelow, 1998-99, 01-04    | 3   |
|    | Jimmy Balderson, 2001-02, 04-07 | 3   |
|    | Andy Toolson, 1984-85, 87-90    | 3   |
|    | Trent Whiting, 2000-01          | 3   |
|    | Austin Ainge, 2003-07           | 3   |
|    | Danny Bower, 1997-99            | 3   |

## Most 3 3-Pointers Games

| Rk | Name, Years                   | Pts |
|----|-------------------------------|-----|
| 1  | Jimmer Fredette, 2007-11      | 47  |
| 2  | Jonathan Tavernari, 2006-10   | 46  |
| 3  | Jackson Emery, 2005-06, 08-11 | 34  |
|    | Mark Bigelow, 1998-99, 01-04  | 34  |
| 5  | Mike Rose, 2003-07            | 24  |
| 6  | Nick Sanderson, 1991-93       | 22  |

JIMMER FREDETTE





YEAR-BY-YEAR SEASON LEADERS

INDIV. SCORING BY SEASON

| YEAR        | PLAYER                 | PTS.        | AVG.        |
|-------------|------------------------|-------------|-------------|
| 2013        | Tyler Haws             | 780         | 21.7        |
| 2012        | Noah Hartsock          | 572         | 16.8        |
| <b>2011</b> | <b>Jimmer Fredette</b> | <b>1068</b> | <b>28.9</b> |
| 2010        | Jimmer Fredette        | 751         | 22.1        |
| 2009        | Lee Cummond            | 556         | 16.8        |
| 2008        | Lee Cummond            | 552         | 15.8        |
| 2007        | Keena Young            | 590         | 17.4        |
| 2006        | Trent Plaisted         | 394         | 13.6        |
| 2005        | Mike Hall              | 416         | 13.9        |
| 2004        | Rafael Araujo          | 552         | 18.4        |
| 2003        | Travis Hansen          | 537         | 16.8        |
| 2002        | Travis Hansen          | 469         | 15.6        |
| 2001        | Mekeli Wesley          | 569         | 17.2        |
| 2000        | Terrell Lyday          | 565         | 17.1        |
| 1999        | Mark Bigelow           | 419         | 15.0        |
| 1998        | Ron Selleaze           | 352         | 16.8        |
| 1997        | Jeff Campbell          | 383         | 15.3        |
| 1996        | Kenneth Roberts        | 539         | 19.3        |
| 1995        | Russell Larson         | 573         | 17.9        |
| 1994        | Russell Larson         | 637         | 19.9        |
| 1993        | Gary Trost             | 516         | 15.2        |
| 1992        | Gary Trost             | 441         | 14.2        |
| 1991        | Shawn Bradley          | 503         | 14.8        |
| 1990        | Marty Haws             | 556         | 18.5        |
| 1989        | Michael Smith          | 765         | 26.4        |
| 1988        | Michael Smith          | 679         | 21.2        |
| 1987        | Michael Smith          | 643         | 20.1        |
| 1986        | Jeff Chatman           | 559         | 17.5        |
| 1985        | Timo Saarelainen       | 639         | 22.0        |
| 1984        | Devin Durrant          | 866         | 27.9        |
| 1983        | Devin Durrant          | 662         | 22.8        |
| 1982        | Fred Roberts           | 466         | 15.5        |
| 1981        | Danny Ainge            | 782         | 24.4        |
| 1980        | Danny Ainge            | 555         | 19.1        |
| 1979        | Danny Ainge            | 498         | 18.4        |
| 1978        | Danny Ainge            | 632         | 21.1        |
| 1977        | Jay Cheesman           | 429         | 15.9        |
| 1976        | Jay Cheesman           | 441         | 17.6        |
| 1975        | Brian Frishman         | 354         | 15.4        |
| 1974        | Doug Richards          | 527         | 20.3        |
| 1973        | Kresimir Cosic         | 524         | 20.2        |
| 1972        | Kresimir Cosic         | 581         | 22.3        |
| 1971        | Bernie Fryer           | 558         | 19.2        |
| 1970        | Doug Howard            | 472         | 18.2        |
| 1969        | Doug Howard            | 430         | 15.4        |
| 1968        | Kari Liimo             | 410         | 17.0        |
| 1967        | Craig Raymond          | 342         | 14.2        |
| 1966        | Dick Nemelka           | 599         | 24.0        |
| 1965        | John Fairchild         | 602         | 21.5        |
| 1964        | John Fairchild         | 507         | 20.3        |
| 1963        | Bruce Burton           | 445         | 17.1        |
| 1962        | Bob Skousen            | 363         | 15.9        |
| 1961        | Gary Earnest           | 429         | 16.5        |
| 1960        | Dave Eastis            | 483         | 20.1        |
| 1959        | Bob Skousen            | 462         | 17.7        |
| 1958        | John Nicoll            | 463         | 17.8        |
| 1957        | John Benson            | 516         | 18.4        |
| 1956        | Terry Tebbs            | 506         | 19.5        |
| 1955        | Herschel Pedersen      | 421         | 16.1        |
| 1954        | Dean Larsen            | 426         | 15.2        |
| 1953        | Joe Richey             | 525         | 17.5        |
| 1952        | Joe Richey             | 352         | 14.6        |
| 1951        | Roland Minson          | 619         | 16.7        |
| 1950        | Joe Nelson             | 420         | 14.5        |

INDIV. REBOUNDS BY SEASON

| YEAR        | PLAYER                | RBS.       | AVG.        |
|-------------|-----------------------|------------|-------------|
| 2013        | Brandon Davies        | 287        | 8.0         |
| 2012        | Brandon Davies        | 269        | 7.7         |
| 2011        | Noah Hartsock         | 220        | 5.9         |
| 2010        | Noah Hartsock         | 184        | 5.1         |
| 2009        | Jonathan Tavernari    | 239        | 7.2         |
| 2008        | Trent Plaisted        | 269        | 7.7         |
| 2007        | Keena Young           | 223        | 6.6         |
| 2006        | Trent Plaisted        | 199        | 6.9         |
| 2005        | Keena Young           | 140        | 5.6         |
| 2004        | Rafael Araujo         | 303        | 10.1        |
| 2003        | Rafael Araujo         | 286        | 8.9         |
| 2002        | Travis Hansen         | 187        | 6.2         |
| 2001        | Mekeli Wesley         | 181        | 5.5         |
| 2000        | Mekeli Wesley         | 192        | 5.8         |
| 1999        | Mark Bigelow          | 175        | 6.3         |
| 1998        | Ron Selleaze          | 146        | 7.0         |
| 1997        | Justin Weidauer       | 158        | 8.3         |
| 1996        | Justin Weidauer       | 204        | 7.3         |
| 1995        | Russell Larson        | 222        | 6.9         |
| 1994        | Russell Larson        | 292        | 9.1         |
| 1993        | Gary Trost            | 236        | 6.9         |
| 1992        | Gary Trost            | 203        | 6.3         |
| 1991        | Shawn Bradley         | 262        | 7.7         |
| 1990        | Andy Toolson          | 198        | 6.6         |
| 1989        | Michael Smith         | 248        | 8.6         |
| 1988        | Michael Smith         | 248        | 7.8         |
| 1987        | Michael Smith         | 273        | 8.5         |
| 1986        | Tom Gneiting          | 230        | 7.4         |
| 1985        | Alan Pollard          | 189        | 6.5         |
| 1984        | Brett Applegate       | 352        | 11.4        |
| 1983        | Greg Kite             | 255        | 8.8         |
| 1982        | Steve Trumbo          | 335        | 11.5        |
| 1981        | Steve Trumbo          | 342        | 10.7        |
| 1980        | Alan Taylor           | 317        | 10.9        |
| 1979        | Alan Taylor           | 266        | 9.5         |
| 1978        | Alan Taylor           | 246        | 8.5         |
| 1977        | Jay Cheesman          | 225        | 8.3         |
| 1976        | Jay Cheesman          | 233        | 9.3         |
| 1975        | Mark Handy            | 236        | 9.1         |
| 1974        | Mark Handy            | 227        | 8.7         |
| 1973        | Kresimir Cosic        | 246        | 9.5         |
| 1972        | Kresimir Cosic        | 332        | 12.8        |
| 1971        | Kresimir Cosic        | 341        | 12.6        |
| 1970        | Paul Ruffner          | 254        | 9.8         |
| 1969        | Paul Ruffner          | 268        | 9.6         |
| 1968        | Jim Eakins            | 252        | 10.1        |
| 1967        | Craig Raymond         | 183        | 7.6         |
| 1966        | Craig Raymond         | 247        | 9.9         |
| 1965        | John Fairchild        | 348        | 12.4        |
| <b>1964</b> | <b>John Fairchild</b> | <b>330</b> | <b>13.2</b> |
| 1963        | Bruce Burton          | 271        | 10.4        |
| 1962        | Bruce Burton          | 271        | 10.4        |
| 1961        | Dave Eastis           | 243        | 9.3         |
| 1960        | Dave Eastis           | 245        | 10.2        |
| 1959        | Bob Skousen           | 239        | 9.2         |
| 1958        | John Nicoll           | 307        | 11.8        |
| 1957        | John Benson           | 317        | 11.3        |
| 1956        | Herschel Pedersen     | 314        | 12.1        |
| 1955        | Herschel Pedersen     | 293        | 11.3        |
| 1954        | Nick Mateljan         | 276        | 10.6        |
| 1953        | Nick Mateljan         | 292        | 9.7         |
| 1952        | Joe Richey            | 167        | 7.0         |
| <b>1951</b> | <b>Mel Hutchins</b>   | <b>471</b> | <b>12.7</b> |
| 1950        | No Record Available   |            |             |

INDIV. ASSISTS BY SEASON

| YEAR        | PLAYER               | AST.       | AVG.       |
|-------------|----------------------|------------|------------|
| 2013        | Matt Carlino         | 171        | 4.7        |
| 2012        | Matt Carlino         | 115        | 4.6        |
| 2011        | Jimmer Fredette      | 160        | 4.3        |
| 2010        | Jimmer Fredette      | 159        | 4.7        |
| 2009        | Jimmer Fredette      | 135        | 4.1        |
| 2008        | Ben Murdock          | 125        | 3.6        |
| 2007        | Austin Ainge         | 150        | 4.4        |
| 2006        | Rashaun Broadus      | 104        | 3.6        |
| 2005        | Austin Ainge         | 130        | 4.1        |
| 2004        | Luiz Lemes           | 136        | 4.5        |
| 2003        | Kevin Woodberry      | 80         | 2.5        |
| <b>2002</b> | <b>Matt Montague</b> | <b>217</b> | <b>7.2</b> |
| 2001        | Matt Montague        | 97         | 2.9        |
| 2000        | Matt Montague        | 125        | 3.8        |
| 1999        | Michael Vranes       | 80         | 2.9        |
| 1998        | Brian Dignan         | 109        | 4.0        |
| 1997        | Matt Montague        | 131        | 5.0        |
| 1996        | Randy Reid           | 142        | 5.1        |
| 1995        | Robbie Reid          | 157        | 4.9        |
| 1994        | Randy Reid           | 87         | 2.7        |
| 1993        | Randy Reid           | 141        | 4.1        |
| 1992        | Nathan Call          | 204        | 6.4        |
| 1991        | Nathan Call          | 164        | 4.8        |
| 1990        | Marty Haws           | 123        | 4.1        |
| 1989        | Marty Haws           | 149        | 5.1        |
| 1988        | Brian Taylor         | 151        | 4.7        |
| 1987        | Brian Taylor         | 118        | 3.7        |
| 1986        | Bob Capener          | 104        | 3.3        |
| 1985        | Marty Perry          | 114        | 4.2        |
| 1984        | Chris Nikchevich     | 117        | 3.9        |
| 1983        | Marty Perry          | 91         | 3.4        |
| 1982        | Scott Sinek          | 100        | 3.3        |
| 1981        | Danny Ainge          | 127        | 4.0        |
| 1980        | Danny Ainge          | 132        | 4.6        |
| 1979        | Danny Ainge          | 122        | 4.5        |
| 1978        | Danny Ainge          | 158        | 5.3        |
| 1977        | Mike May             | 108        | 4.2        |
| 1976        | Verne Thompson       | 78         | 3.0        |
| 1975-53     | No Records Available |            |            |
| 1952        | Jerry Romney         | 37         | 1.6        |
| 1951        | Roland Minson        | 99         | 2.7        |
| 1950        | No Record Available  |            |            |

KEENA YOUNG LED BYU IN SCORING & REBOUNDING IN 2007



NOTE: Bolded items indicate all-time single-season leaders for cumulative totals and per-game averages.

INDIVIDUAL SEASON RECORDS

| Points |                           |    |       | 3-Point Field Goal Attempts |    |                            |      | Free Throw Pct.* |                          |     |     |       |
|--------|---------------------------|----|-------|-----------------------------|----|----------------------------|------|------------------|--------------------------|-----|-----|-------|
| Rk     | Name, Year                | G  | Pts   | Avg                         | Rk | Name, Year                 | 3FGA | Rk               | Name, Year               | FT  | FTA | Pct   |
| 1      | Jimmer Fredette, 2010-11  | 37 | 1,068 | 28.9                        | 1  | Jimmer Fredette, 2010-11   | 313  | 1                | Michael Smith, 1988-89   | 160 | 173 | .925  |
| 2      | Devin Durrant, 1983-84    | 31 | 866   | 27.9                        | 2  | Jackson Emery, 2010-11     | 255  | 2                | Tyler Haws, 2009-10      | 110 | 120 | .917  |
| 3      | Danny Ainge, 1980-81      | 32 | 782   | 24.4                        | 3  | Jonathan Tavemari, 2007-08 | 234  | 3                | Michael Smith, 1986-87   | 103 | 114 | .904  |
| 4      | Tyler Haws, 2012-13       | 36 | 780   | 21.7                        | 4  | Jonathan Tavemari, 2008-09 | 223  | 4                | Jimmer Fredette, 2010-11 | 252 | 282 | .894  |
| 5      | Michael Smith, 1988-89    | 29 | 765   | 26.4                        | 5  | Nick Sanderson, 1992-93    | 209  | 5                | Jimmer Fredette, 2009-10 | 224 | 251 | .892  |
| 6      | Jimmer Fredette, 2009-10  | 34 | 751   | 22.1                        | 6  | Jackson Emery, 2009-10     | 197  | 6                | Tyler Haws, 2012-13      | 185 | 211 | .8770 |
| 7      | Michael Smith, 1987-88    | 32 | 679   | 21.2                        | 7  | Danny Bower, 1997-98       | 187  | 7                | Gary Batchelor, 1962-63  | 104 | 119 | .8739 |
| 8      | Devin Durrant, 1982-83    | 29 | 662   | 22.8                        | 8  | Jimmer Fredette, 2009-10   | 175  | 8                | Lee Cummand, 2008-09     | 122 | 140 | .871  |
| 9      | Michael Smith, 1986-87    | 32 | 643   | 20.1                        | 9  | Terrrell Lyday, 1999-00    | 170  | 9                | Danny Ainge, 1977-78     | 146 | 169 | .864  |
| 10     | Timo Saarelainen, 1984-85 | 29 | 639   | 22.0                        | 10 | Matt Carlino, 2012-13      | 167  | 10               | Doug Howard, 1969-70     | 122 | 143 | .853  |

\*Minimum 100 FT Made

| Scoring Average |                           |    |       | 3-Point Field Goal Percentage* |    |                         |    | Rebounds |      |    |                          |    |     |      |
|-----------------|---------------------------|----|-------|--------------------------------|----|-------------------------|----|----------|------|----|--------------------------|----|-----|------|
| Rk              | Name, Year                | G  | Pts   | Avg                            | Rk | Name, Year              | FG | FGA      | Pct  | Rk | Name, Year               | G  | Reb | Avg  |
| 1               | Jimmer Fredette, 2010-11  | 37 | 1,068 | 28.9                           | 1  | Nathan Call, 1991-92    | 45 | 85       | .529 | 1  | Mel Hutchins, 1950-51    | 37 | 471 | 12.7 |
| 2               | Devin Durrant, 1983-84    | 31 | 866   | 27.9                           | 2  | Andy Toolson, 1989-90   | 74 | 151      | .490 | 2  | Brett Applegate, 1983-84 | 31 | 352 | 11.4 |
| 3               | Michael Smith, 1988-89    | 29 | 765   | 26.4                           | 3  | Brock Reichner, 2005-06 | 53 | 110      | .482 | 3  | John Fairchild, 1964-65  | 28 | 348 | 12.4 |
| 4               | Danny Ainge, 1980-81      | 32 | 782   | 24.4                           | 4  | Austin Ainge, 2006-07   | 56 | 117      | .479 | 4  | Steve Trumbo, 1980-81    | 32 | 342 | 10.7 |
| 5               | Dick Nemelka, 1965-66     | 25 | 599   | 24.0                           | 5  | Lee Cummand, 2007-08    | 60 | 127      | .472 | 5  | Kresimir Cosic, 1970-71  | 27 | 341 | 12.6 |
| 6               | Devin Durrant, 1982-83    | 29 | 662   | 22.8                           | 6  | Mike Rose, 2006-07      | 61 | 131      | .466 | 6  | Steve Trumbo, 1980-81    | 29 | 335 | 11.6 |
| 7               | Kresimir Cosic, 1971-72   | 26 | 581   | 22.4                           | 7  | Mark Heslop, 1991-92    | 58 | 127      | .457 | 7  | Kresimir Cosic, 1971-72  | 26 | 332 | 12.8 |
| 8               | Jimmer Fredette, 2009-10  | 34 | 751   | 22.1                           | 8  | Lee Cummand, 2006-07    | 40 | 92       | .435 | 8  | John Fairchild, 1963-64  | 25 | 330 | 13.2 |
| 9               | Timo Saarelainen, 1984-85 | 29 | 639   | 22.0                           | 9  | Michael Smith, 1987-88  | 49 | 113      | .434 | 9  | John Benson, 1956-57     | 28 | 317 | 11.3 |
| 10              | Tyler Haws, 2012-13       | 36 | 780   | 21.7                           |    |                         |    |          |      | 10 | Alan Taylor, 1979-80     | 29 | 317 | 10.9 |

\*Minimum 30 3FG Made

\*Minimum 20 Games Played

| Field Goals Made |                          |    |       | 3-Point Field Goal Percentage* |    |                            |     | Rebounds Per Game* |      |    |                            |    |     |       |
|------------------|--------------------------|----|-------|--------------------------------|----|----------------------------|-----|--------------------|------|----|----------------------------|----|-----|-------|
| Rk               | Name, Year               | G  | Pts   | Avg                            | Rk | Name, Year                 | FG  | FGA                | Pct  | Rk | Name, Year                 | G  | Reb | Avg   |
| 1                | Jimmer Fredette, 2010-11 | 37 | 1,068 | 28.9                           | 1  | Nathan Call, 1991-92       | 45  | 85                 | .529 | 1  | John Fairchild, 1963-64    | 25 | 330 | 13.2  |
| 2                | Devin Durrant, 1983-84   | 31 | 866   | 27.9                           | 2  | Jimmer Fredette, 2009-10   | 77  | 175                | .440 | 2  | Kresimir Cosic, 1971-72    | 26 | 332 | 12.8  |
| 3                | Danny Ainge, 1980-81     | 32 | 782   | 24.4                           | 3  | Jackson Emery, 2009-10     | 85  | 197                | .431 | 3  | Mel Hutchins, 1950-51      | 37 | 471 | 12.7  |
| 4                | Michael Smith, 1988-89   | 29 | 765   | 26.4                           | 4  | Jimmer Fredette, 2010-11   | 124 | 313                | .396 | 4  | Kresimir Cosic, 1970-71    | 27 | 341 | 12.6  |
| 5                | Tyler Haws, 2012-13      | 36 | 780   | 21.7                           | 5  | Jonathan Tavemari, 2008-09 | 85  | 223                | .381 | 5  | John Fairchild, 1964-65    | 28 | 348 | 12.4  |
| 6                | Michael Smith, 1986-87   | 32 | 679   | 21.2                           | 6  | Jonathan Tavemari, 2007-08 | 88  | 234                | .376 | 6  | Herschel Pedersen, 1955-56 | 26 | 314 | 12.1  |
| 7                | Jeff Chatman, 1987-88    | 25 | 599   | 24.0                           | 7  | Jackson Emery, 2010-11     | 92  | 255                | .361 | 7  | John Nichol, 1957-58       | 26 | 307 | 11.8  |
| 8                | Michael Smith, 1987-88   | 24 | 643   | 20.1                           | 8  | Nick Sanderson, 1992-93    | 73  | 209                | .349 | 8  | Steve Trumbo, 1981-82      | 29 | 335 | 11.6  |
| 9                | Danny Ainge, 1977-78     | 24 | 643   | 20.1                           |    |                            |     |                    |      | 9  | Brett Applegate, 1983-84   | 31 | 352 | 11.4  |
| 10               | Dick Nemelka, 1965-66    | 24 | 643   | 20.1                           |    |                            |     |                    |      | 10 | John Benson, 1956-57       | 28 | 317 | 11.32 |

\*Minimum 70 3FG Made

\*Minimum 20 Games Played

| Field Goal Attempts |                          |     |       | 3-Point Field Goals Per Game |    |                            |    | Offensive Rebounds |       |    |                          |    |      |     |
|---------------------|--------------------------|-----|-------|------------------------------|----|----------------------------|----|--------------------|-------|----|--------------------------|----|------|-----|
| Rk                  | Name, Year               | G   | Pts   | Avg                          | Rk | Name, Year                 | FG | 3FG                | 3FG/G | Rk | Name, Year               | G  | OReb | Avg |
| 1                   | Jimmer Fredette, 2010-11 | 37  | 1,068 | 28.9                         | 1  | Jimmer Fredette, 2010-11   | 37 | 124                | 3.4   | 1  | Rafael Araujo, 2002-03   | 32 | 91   | 2.8 |
| 2                   | Roland Minson, 1950-51   | 627 | 3,251 | 5.2                          | 2  | Jonathan Tavemari, 2008-09 | 33 | 85                 | 2.6   | 2  | Jared Miller, 1992-93    | 34 | 90   | 2.6 |
| 3                   | Danny Ainge, 1980-81     | 32  | 782   | 24.4                         | 3  | Jonathan Tavemari, 2007-08 | 35 | 88                 | 2.51  | 3  | Ken Roberts, 1994-95     | 32 | 89   | 2.8 |
| 4                   | Mel Hutchins, 1950-51    | 37  | 471   | 12.7                         | 4  | Jackson Emery, 2010-11     | 37 | 92                 | 2.49  | 4  | Rafael Araujo, 2003-04   | 30 | 87   | 2.9 |
| 5                   | Tyler Haws, 2012-13      | 36  | 780   | 21.7                         | 5  | Andy Toolson, 1989-90      | 30 | 74                 | 2.47  | 5  | Ken Roberts, 1994-95     | 32 | 89   | 2.8 |
| 6                   | Tom Steinke, 1956-57     | 56  | 565   | 10.1                         | 6  | Jackson Emery, 2009-10     | 35 | 85                 | 2.4   | 6  | Russell Larson, 1993-94  | 32 | 87   | 2.6 |
| 7                   | Joe Richey, 1952-53      | 55  | 554   | 10.1                         | 7  | Danny Bower, 1997-98       | 30 | 68                 | 2.27  | 7  | Trent Plaisted, 2006-07  | 34 | 84   | 2.5 |
| 8                   | Michael Smith, 1988-89   | 29  | 765   | 26.4                         | 8  | Jimmer Fredette, 2009-10   | 34 | 77                 | 2.26  | 8  | Steve Schreiner, 1990-91 | 34 | 81   | 2.4 |
| 9                   | Devin Durrant, 1983-84   | 31  | 866   | 27.9                         | 9  | Mark Bigelow, 2001-02      | 30 | 65                 | 2.2   | 9  | Shawn Bradley, 1990-91   | 34 | 79   | 2.3 |
| 10                  | Joe Nelson, 1949-50      | 528 | 2,640 | 5.0                          | 10 | Nick Sanderson, 1992-93    | 34 | 73                 | 2.1   | 10 | Brandon Davies, 2011-12  | 35 | 79   | 2.3 |

\*Minimum 50 FG Made

\*Minimum 20 Games Played

| Field Goal Percentage* |                         |     |     | Free Throws Made |    |                           |     | Offensive Rebounds Per Game* |                          |    |      |     |
|------------------------|-------------------------|-----|-----|------------------|----|---------------------------|-----|------------------------------|--------------------------|----|------|-----|
| Rk                     | Name, Year              | FG  | FGA | Pct              | Rk | Name, Year                | FT  | Rk                           | Name, Year               | G  | OReb | Avg |
| 1                      | Russell Larson, 1992-93 | 135 | 214 | .631             | 1  | Jimmer Fredette, 2010-11  | 252 | 1                            | Ron Sellaaze, 1997-98    | 21 | 66   | 3.1 |
| 2                      | Jim Usevitch, 1983-84   | 85  | 137 | .620             | 2  | Devin Durrant, 1983-84    | 242 | 2                            | Nathan Call, 1991-92     | 32 | 204  | 6.4 |
| 3                      | Tom Gneiting, 1986-87   | 90  | 146 | .616             | 3  | Jimmer Fredette, 2009-10  | 224 | 3                            | Matt Carlino, 2012-13    | 36 | 171  | 4.8 |
| 4                      | Eric Nielsen, 2000-01   | 77  | 127 | .606             | 4  | Devin Durrant, 1982-83    | 200 | 4                            | Nathan Call, 1990-91     | 34 | 164  | 4.8 |
| 5                      | Alan Taylor, 1979-80    | 138 | 231 | .5974            | 5  | Ken Roberts, 1995-96      | 187 | 5                            | Jimmer Fredette, 2010-11 | 37 | 160  | 4.3 |
| 6                      | Gary Trost, 1990-91     | 80  | 134 | .5970            | 6  | Tyler Haws, 2012-13       | 185 | 6                            | Jimmer Fredette, 2009-10 | 34 | 159  | 4.7 |
| 7                      | Jeff Chatman, 1987-88   | 25  | 425 | .595             | 7  | Russell Larson, 1993-94   | 181 | 7                            | Danny Ainge, 1977-78     | 30 | 158  | 5.3 |
| 8                      | Jared Jensen, 2001-02   | 88  | 149 | .591             | 8  | Mekeli Wesley, 2000-01    | 179 | 8                            | Robbie Reid, 1994-95     | 32 | 157  | 4.9 |
| 9                      | Fred Roberts, 1979-80   | 151 | 257 | .588             | 9  | Timo Saarelainen, 1984-85 | 175 | 9                            | Brian Taylor, 1987-88    | 32 | 151  | 4.7 |
| 10                     | Alan Taylor, 1978-79    | 148 | 252 | .587             | 10 | Brandon Davies, 2012-13   | 174 | 10                           | Austin Ainge, 2006-07    | 34 | 150  | 4.4 |

\*Minimum 50 FG Made

\*Minimum 20 Games Played

| Field Goal Percentage* |                         |     |     | Free Throw Attempts |    |                           |     | Assists |                          |    |     |     |
|------------------------|-------------------------|-----|-----|---------------------|----|---------------------------|-----|---------|--------------------------|----|-----|-----|
| Rk                     | Name, Year              | FG  | FGA | Pct                 | Rk | Name, Year                | FT  | Rk      | Name, Year               | G  | Ast | Avg |
| 1                      | Russell Larson, 1992-93 | 135 | 214 | .631                | 1  | Devin Durrant, 1983-84    | 307 | 1       | Matt Montague, 2001-02   | 30 | 217 | 7.2 |
| 2                      | Alan Taylor, 1979-80    | 138 | 231 | .597                | 2  | Jimmer Fredette, 2010-11  | 282 | 2       | Nathan Call, 1991-92     | 32 | 204 | 6.4 |
| 3                      | Jeff Chatman, 1987-88   | 25  | 425 | .595                | 3  | Timo Saarelainen, 1984-85 | 262 | 3       | Matt Carlino, 2012-13    | 36 | 171 | 4.8 |
| 4                      | Fred Roberts, 1979-80   | 151 | 257 | .588                | 4  | Devin Durrant, 1982-83    | 261 | 4       | Nathan Call, 1990-91     | 34 | 164 | 4.8 |
| 5                      | Alan Taylor, 1978-79    | 148 | 252 | .587                | 5  | Jimmer Fredette, 2009-10  | 251 | 5       | Jimmer Fredette, 2010-11 | 37 | 160 | 4.3 |
| 6                      | Fred Roberts, 1980-81   | 216 | 373 | .579                | 6  | Ken Roberts, 1995-96      | 230 | 6       | Jimmer Fredette, 2009-10 | 34 | 159 | 4.7 |
| 7                      | Ken Roberts, 1993-94    | 142 | 246 | .577                | 7  | Mekeli Wesley, 2000-01    | 222 | 7       | Danny Ainge, 1977-78     | 30 | 158 | 5.3 |
| 8                      | Devin Durrant, 1983-84  | 31  | 543 | .575                | 8  | Bernie Fryer, 1970-71     | 222 | 8       | Robbie Reid, 1994-95     | 32 | 157 | 4.9 |
| 9                      | Rafael Araujo, 2003-04  | 212 | 368 | .5733               |    |                           |     | 9       | Brian Taylor, 1987-88    | 32 | 151 | 4.7 |
| 10                     | Jared Miller, 1992-93   | 161 | 281 | .5729               |    |                           |     | 10      | Austin Ainge, 2006-07    | 34 | 150 | 4.4 |

\*Minimum 100 FG Made

| 3-Point Field Goals |                            |    |       | Free Throw Pct.* |    |                           |     | Assists Per Game* |            |   |                        |     |     |      |
|---------------------|----------------------------|----|-------|------------------|----|---------------------------|-----|-------------------|------------|---|------------------------|-----|-----|------|
| Rk                  | Name, Year                 | G  | Pts   | Avg              | Rk | Name, Year                | FT  | Rk                | Name, Year | G | Ast                    | Avg |     |      |
| 1                   | Jimmer Fredette, 2010-11   | 37 | 1,068 | 28.9             | 1  | Michael Smith, 1988-89    | 160 | 173               | .925       | 1 | Matt Montague, 2001-02 | 30  | 217 | 7.2  |
| 2                   | Jackson Emery, 2010-11     | 92 | 435   | 4.7              | 2  | Tyler Haws, 2009-10       | 110 | 120               | .917       | 2 | Nathan Call, 1991-92   | 32  | 204 | 6.4  |
| 3                   | Jonathan Tavemari, 2007-08 | 88 | 400   | 4.5              | 3  | Michael Smith, 1986-87    | 103 | 114               | .904       | 3 | Danny Ainge, 1977-78   | 30  | 158 | 5.3  |
| 4                   | Jackson Emery, 2009-10     | 85 | 390   | 4.6              | 4  | Bob Quinn, 1964-65        | 55  | 61                | .902       | 4 | Marty Haws, 1988-89    | 29  | 149 | 5.14 |
| 5                   | Jonathan Tavemari, 2008-09 | 85 | 385   | 4.5              | 5  | Chris Nikchevich, 1983-84 | 55  | 61                | .902       | 5 | Randy Reid, 1995-96    | 28  | 142 | 5.07 |
| 6                   | Jimmer Fredette, 2009-10   | 77 | 340   | 4.4              | 6  | Jimmer Fredette, 2010-11  | 252 | 282               | .894       | 6 | Matt Montague, 1996-97 | 26  | 131 | 5.0  |
| 7                   | Andy Toolson, 1989-90      | 74 | 325   | 4.4              | 7  | Jimmer Fredette, 2009-10  | 224 | 251               | .892       | 7 | Robbie Reid, 1994-95   | 32  | 157 | 4.9  |
| 8                   | Nick Sanderson, 1992-93    | 73 | 315   | 4.3              | 8  | Timmy Ruetia, 1978-79     | 50  | 57                | .8772      | 8 | Scott Runia, 1977-78   | 30  | 145 | 4.83 |
| 9                   | Danny Bower, 1997-98       | 68 | 297   |                  |    |                           |     |                   |            |   |                        |     |     |      |



INDIVIDUAL SEASON RECORDS • CONTINUED

**Blocks**

| Rk | Name, Year              | G  | Bk  | Avg |
|----|-------------------------|----|-----|-----|
| 1  | Shawn Bradley, 1990-91  | 34 | 177 | 5.2 |
| 2  | Greg Kite, 1982-83      | 29 | 81  | 2.8 |
| 3  | Greg Kite, 1980-81      | 32 | 71  | 2.2 |
| 4  | Noah Hartssock, 2010-11 | 37 | 61  | 1.6 |
| 5  | Noah Hartssock, 2011-12 | 34 | 55  | 1.6 |
| 6  | Alan Taylor, 1979-80    | 29 | 52  | 1.8 |
| 7  | Brandon Davies, 2011-12 | 35 | 47  | 1.3 |
| 8  | Trent Plaisted, 2006-07 | 34 | 46  | 1.4 |
|    | Noah Hartssock, 2009-10 | 36 | 46  | 1.3 |
| 10 | Greg Kite, 1981-82      | 30 | 45  | 1.5 |

**Blocks Per Game\***

| Rk | Name, Year              | G  | Bk  | Avg   |
|----|-------------------------|----|-----|-------|
| 1  | Shawn Bradley, 1990-91  | 34 | 177 | 5.2   |
| 2  | Greg Kite, 1982-83      | 29 | 81  | 2.8   |
| 3  | Greg Kite, 1980-81      | 32 | 71  | 2.2   |
| 4  | Alan Taylor, 1979-80    | 29 | 52  | 1.8   |
| 5  | Noah Hartssock, 2010-11 | 37 | 61  | 1.649 |
| 6  | Noah Hartssock, 2011-12 | 34 | 55  | 1.618 |
| 7  | Greg Kite, 1981-82      | 30 | 45  | 1.5   |
| 8  | Alan Taylor, 1978-79    | 28 | 39  | 1.39  |
| 9  | Russell Larson, 1994-95 | 32 | 44  | 1.38  |
| 10 | Trent Plaisted, 2006-07 | 34 | 46  | 1.35  |

\*Minimum 20 Games Played

**Steals**

| Rk | Name, Year                 | G  | Stl | Avg |
|----|----------------------------|----|-----|-----|
| 1  | Jackson Emery, 2010-11     | 37 | 101 | 2.7 |
| 2  | Jackson Emery, 2009-10     | 35 | 91  | 2.6 |
| 3  | Marty Haws, 1989-90        | 30 | 66  | 2.2 |
| 4  | Matt Carlino, 2012-13      | 36 | 64  | 1.8 |
| 5  | Terrell Lyday, 1999-00     | 33 | 62  | 1.9 |
| 6  | Robbie Reid, 1994-95       | 32 | 61  | 1.9 |
| 7  | Danny Ainge, 1977-78       | 30 | 60  | 2.0 |
| 8  | Brandon Davies, 2011-12    | 35 | 51  | 1.5 |
|    | Brett Applegate, 1983-84   | 31 | 51  | 1.6 |
| 10 | Lee Cummard, 2006-07       | 34 | 50  | 1.5 |
|    | Jonathan Tavemari, 2009-10 | 36 | 50  | 1.4 |
|    | Jimmer Fredette, 2008-09   | 33 | 50  | 1.5 |

**Steals Per Game\***

| Rk | Name, Year               | G  | Stl | Avg   |
|----|--------------------------|----|-----|-------|
| 1  | Jackson Emery, 2010-11   | 37 | 101 | 2.7   |
| 2  | Jackson Emery, 2009-10   | 35 | 91  | 2.6   |
| 3  | Marty Haws, 1989-90      | 30 | 66  | 2.2   |
| 4  | Danny Ainge, 1977-78     | 30 | 60  | 2.0   |
| 5  | Robbie Reid, 1994-95     | 32 | 61  | 1.906 |
| 6  | Terrell Lyday, 1999-00   | 33 | 62  | 1.879 |
| 7  | Matt Carlino, 2012-13    | 36 | 64  | 1.8   |
| 8  | Danny Ainge, 1978-79     | 27 | 46  | 1.704 |
| 9  | Marty Haws, 1988-89      | 29 | 48  | 1.655 |
| 10 | Brett Applegate, 1983-84 | 31 | 51  | 1.645 |

\*Minimum 20 Games Played

**Assist-to-Turnover Ratio\***

| Rk | Name, Years             | A   | TO | A:TO |
|----|-------------------------|-----|----|------|
| 1  | Nathan Call, 1991-92    | 204 | 65 | 3.14 |
| 2  | Randy Reid, 1995-96     | 142 | 50 | 2.84 |
| 3  | Jackson Emery, 2008-09  | 100 | 36 | 2.78 |
| 4  | Marty Perry, 1982-83    | 91  | 34 | 2.68 |
| 5  | Matt Montague, 2001-02  | 217 | 82 | 2.65 |
| 6  | Scott Sinek, 1984-85    | 95  | 36 | 2.64 |
| 7  | Kevin Santiago, 1988-89 | 92  | 35 | 2.63 |
| 8  | Marty Perry, 1983-84    | 94  | 36 | 2.61 |
| 9  | Bob Capener, 1986-87    | 110 | 45 | 2.44 |
| 10 | Marty Perry, 1984-85    | 114 | 47 | 2.43 |

\*Minimum 20 Games Played and 3.0 APG

**Turnovers**

| Rk | Name, Years              | TO  |
|----|--------------------------|-----|
| 1  | Jimmer Fredette, 2010-11 | 131 |
| 2  | Michael Smith, 1988-89   | 130 |
| 3  | Fred Roberts, 1981-82    | 109 |
| 4  | Danny Ainge, 1977-78     | 104 |
|    | Matt Montague, 1996-97   | 104 |
|    | Fred Roberts, 1980-81    | 104 |
| 7  | Danny Ainge, 1980-81     | 103 |
| 8  | Michael Smith, 1987-88   | 101 |
| 9  | Danny Ainge, 1978-79     | 100 |
|    | Brandon Davies, 2011-12  | 100 |

**Personal Fouls**

| Rk | Name, Years             | PF  |
|----|-------------------------|-----|
| 1  | Jared Miller, 1992-93   | 124 |
| 2  | Rafael Araujo, 2002-03  | 118 |
| 3  | Brandon Davies, 2011-12 | 114 |
|    | Greg Kite, 1980-81      | 114 |
|    | Glen Roberts, 1977-78   | 114 |
| 6  | Danny Ainge, 1977-78    | 113 |
|    | Mekeli Wesley, 1999-00  | 113 |

**Times Disqualified**

| Rk | Name, Years           | DQ |
|----|-----------------------|----|
| 1  | Glen Roberts, 1977-78 | 11 |
| 2  | Keith Rice, 1977-78   | 2  |
|    | Mel Hutchins, 1950-51 | 10 |
|    | Roy Thacker, 1958-59  | 10 |

**Games Played**

| Rk | Name, Years                 | GP |
|----|-----------------------------|----|
| 1  | Mel Hutchins, 1950-51       | 37 |
|    | Roland Minson, 1950-51      | 37 |
|    | Jerry Romney, 1950-51       | 37 |
|    | Charles Abou, 2010-11       | 37 |
|    | Jackson Emery, 2010-11      | 37 |
|    | Noah Hartssock, 2010-11     | 37 |
|    | Harold Christensen, 1950-51 | 37 |
|    | Jimmer Fredette, 2010-11    | 37 |

**Games Started**

| Rk | Name, Years              | GS |
|----|--------------------------|----|
| 1  | Jimmer Fredette, 2010-11 | 37 |
| 2  | Noah Hartssock, 2010-11  | 36 |
|    | Brandon Davies, 2012-13  | 36 |
|    | Tyler Haws, 2012-13      | 36 |

**Minutes Played**

| Rk | Name, Years              | Min   |
|----|--------------------------|-------|
| 1  | Jimmer Fredette, 2010-11 | 1,323 |
| 2  | Tyler Haws, 2012-13      | 1,235 |
| 3  | Devin Durrant, 1983-84   | 1,225 |
| 4  | Danny Ainge, 1980-81     | 1,213 |
| 5  | Jackson Emery, 2010-11   | 1,202 |
| 6  | Fred Roberts, 1980-81    | 1,187 |
| 7  | Robbie Reid, 1994-95     | 1,158 |
| 8  | Bob Capener, 1985-86     | 1,152 |
|    | Nathan Call, 1990-91     | 1,152 |
| 10 | Danny Ainge, 1977-78     | 1,140 |

**Double-Figure Scoring Games**

| Rk | Name, Years              | #  |
|----|--------------------------|----|
| 1  | Jimmer Fredette, 2010-11 | 37 |
| 2  | Brandon Davies, 2012-13  | 35 |
| 3  | Tyler Haws, 2012-13      | 34 |
| 4  | Jeff Chatman, 1987-88    | 33 |
| 5  | Danny Ainge, 1980-81     | 32 |
|    | Lee Cummard, 2007-08     | 32 |
|    | Michael Smith, 1987-88   | 32 |
|    | Mark Handy, 1976-77      | 32 |
| 9  | Fred Roberts, 1980-81    | 31 |
|    | Noah Hartssock, 2011-12  | 31 |
|    | Russell Larson, 1993-94  | 31 |

**Double-Doubles**

| Rk | Name, Years              | #  |
|----|--------------------------|----|
| 1  | John Fairchild, 1964-65  | 22 |
| 2  | Brett Applegate, 1983-84 | 21 |
| 3  | Kresimir Cosic, 1971-72  | 20 |
| 4  | Steve Trumbo, 1981-82    | 18 |
| 5  | John Fairchild, 1963-64  | 17 |
| 6  | Russell Larson, 1993-94  | 16 |
|    | Rafael Araujo, 2003-04   | 16 |
| 8  | Bruce Burton, 1962-63    | 15 |
|    | Kresimir Cosic, 1970-71  | 15 |
| 10 | Kresimir Cosic, 1972-73  | 13 |

**20-Point Games**

| Rk | Name, Years              | #  |
|----|--------------------------|----|
| 1  | Jimmer Fredette, 2010-11 | 33 |
| 2  | Michael Smith, 1988-89   | 27 |
|    | Devin Durrant, 1983-84   | 27 |
| 4  | Tyler Haws, 2012-13      | 25 |
| 5  | Danny Ainge, 1980-81     | 24 |
| 6  | Michael Smith, 1987-88   | 22 |
|    | Jimmer Fredette, 2009-10 | 22 |
| 8  | Devin Durrant, 1982-83   | 20 |
| 9  | Kresimir Cosic, 1971-72  | 19 |
| 10 | Danny Ainge, 1977-78     | 18 |

**Consecutive 20-Point Games to Start a Season**

| Rk | Name, Years             | # |
|----|-------------------------|---|
| 1  | Devin Durrant, 1983-84  | 7 |
| 2  | Tyler Haws, 2012-13     | 6 |
| 3  | Danny Ainge, 1980-81    | 5 |
|    | Kresimir Cosic, 1971-72 | 5 |
|    | Michael Smith, 1988-89  | 5 |

**30-Point Games**

| Rk | Name, Years              | #  |
|----|--------------------------|----|
| 1  | Jimmer Fredette, 2010-11 | 14 |
| 2  | Devin Durrant, 1983-84   | 14 |
| 3  | Michael Smith, 1988-89   | 11 |
| 4  | Jimmer Fredette, 2009-10 | 8  |
|    | Dick Nemelka, 1965-66    | 7  |
| 6  | Danny Ainge, 1980-81     | 6  |

|   |                           |   |
|---|---------------------------|---|
| 7 | Timo Saarelainen, 1984-85 | 5 |
|   | Kresimir Cosic, 1972-73   | 5 |
| 9 | Kresimir Cosic, 1971-72   | 4 |
|   | John Fairchild, 1964-65   | 4 |
|   | Michael Smith, 1986-87    | 4 |

**Most 40-Point Games**

| Rk | Name, Years              | # |
|----|--------------------------|---|
| 1  | Jimmer Fredette, 2010-11 | 4 |
| 2  | Jimmer Fredette, 2009-10 | 2 |

**Most 15-Rebound Games**

| Rk | Name, Years             | Pts |
|----|-------------------------|-----|
| 1  | Kresimir Cosic, 1971-72 | 9   |
|    | John Fairchild, 1963-64 | 9   |
|    | John Fairchild, 1964-65 | 8   |
|    | Kresimir Cosic, 1970-71 | 8   |
| 5  | Jim Eakins, 1967-68     | 6   |
|    | Alan Taylor, 1979-80    | 6   |

**Most 20-Rebound Games**

| Rk | Name, Years             | Pts |
|----|-------------------------|-----|
| 1  | John Fairchild, 1963-64 | 3   |
|    | Kresimir Cosic, 1970-71 | 3   |
| 3  | John Fairchild, 1964-65 | 2   |
|    | Mel Hutchins, 1950-51   | 2   |

**Most 10-Assist Games**

| Rk | Name, Years            | Pts |
|----|------------------------|-----|
| 1  | Matt Montague, 2000-01 | 7   |
| 2  | Nathan Call, 1991-92   | 5   |
| 3  | Mike May, 1976-77      | 4   |
| 4  | Randy Reid, 1992-93    | 3   |

**Most 5-Blocks Games**

| Rk | Name, Years             | Pts |
|----|-------------------------|-----|
| 1  | Shawn Bradley, 1990-91  | 22  |
| 2  | Greg Kite, 1980-81      | 6   |
|    | Greg Kite, 1982-83      | 6   |
| 4  | Alan Taylor, 1979-80    | 2   |
|    | Trent Plaisted, 2007-08 | 2   |

**Most 3-Blocks Games**

| Rk | Name, Years             | #  |
|----|-------------------------|----|
| 1  | Shawn Bradley, 1990-91  | 28 |
| 2  | Greg Kite, 1982-83      | 15 |
| 3  | Greg Kite, 1980-81      | 12 |
| 4  | Noah Hartssock, 2010-11 | 11 |
| 5  | Noah Hartssock, 2011-12 | 9  |
| 6  | Russell Larson, 1991-92 | 8  |
| 7  | Alan Taylor, 1979-80    | 7  |
|    | Jeff Chatman, 1986-87   | 7  |
| 9  | Greg Kite, 1981-82      | 6  |

**Most 5-Steals Games**

| Rk | Name, Years            | # |
|----|------------------------|---|
| 1  | Jackson Emery, 2010-11 | 6 |
| 2  | Jackson Emery, 2009-10 | 5 |
| 3  | Robbie Reid, 1994-95   | 4 |

**Most 3-Steals Games**

| Rk | Name, Years                | #  |
|----|----------------------------|----|
| 1  | Jackson Emery, 2010-11     | 19 |
| 2  | Jackson Emery, 2009-10     | 17 |
| 3  | Marty Haws, 1989-90        | 12 |
|    | Matt Carlino, 2012-13      | 11 |
|    | Danny Ainge, 1977-78       | 11 |
| 6  | Robbie Reid, 1994-95       | 10 |
| 7  | Terrell Lyday, 1999-00     | 9  |
| 8  | Jonathan Tavemari, 2008-09 | 8  |

**Most 5 3-Pointers Games**

| Rk | Name, Years                | #  |
|----|----------------------------|----|
| 1  | Jimmer Fredette, 2010-11   | 10 |
| 2  | Jackson Emery, 2010-11     | 6  |
| 3  | Jackson Emery, 2009-10     | 5  |
|    | Jonathan Tavemari, 2007-08 | 5  |
| 5  | Jonathan Tavemari, 2008-09 | 4  |

**Most 3 3-Pointers Games**

| Rk | Name, Years                | #  |
|----|----------------------------|----|
| 1  | Jimmer Fredette, 2010-11   | 22 |
| 2  | Jackson Emery, 2010-11     | 17 |
|    | Jonathan Tavemari, 2008-09 | 17 |
| 4  | Jackson Emery, 2009-10     | 15 |
|    | Jonathan Tavemari, 2007-08 | 14 |
|    | Mark Bigelow, 2001-02      | 14 |
|    | Andy Toolson, 1989-90      | 14 |
| 8  | Jimmer Fredette, 2009-10   | 13 |



INDIVIDUAL GAME RECORDS

| Points |   |     |  |
|--------|---|-----|--|
| Rk     | Name vs. Opponent, Date                               | Pts |  |
| 1      | Jimmer Fredette (Sr.) vs. New Mexico, 03/11/2011      | 52  |  |
| 2      | Jimmer Fredette (Jr.) at Arizona, 12/28/2009          | 49  |  |
| 3      | Jimmer Fredette (Sr.) at Utah, 01/11/2011             | 47  |  |
|        | Bob Skousen (Jr.) vs. UCLA, 12/02/1961                | 47  |  |
| 5      | Jimmer Fredette (Jr.) vs. TCU, 03/11/2010             | 45  |  |
| 6      | Dave Eastis (Jr.) vs. New Mexico, 02/05/1960          | 44  |  |
| 7      | Jimmer Fredette (Sr.) vs. San Diego State, 01/26/2011 | 43  |  |
| 8      | Jimmer Fredette (Sr.) at Colorado State, 01/22/2011   | 42  |  |
|        | Tyler Haws (So.) vs. Virginia Tech, 12/29/2012        | 42  |  |
| 10     | Timo Saarelainen (Sr.) at New Mexico, 02/07/1985      | 41  |  |
| 11     | Danny Ainge (So.) vs. Oral Roberts, 12/23/1978        | 40  |  |
|        | John Fairchild (Sr.) vs. Arizona, 02/26/1965          | 40  |  |
|        | Marty Haws (Sr.) vs. Siena, 11/24/1989                | 40  |  |
|        | Dick Nemelka (Sr.) vs. St. Bonaventure, 12/29/1965    | 40  |  |

| 3-Point Field Goals Made, No Misses |   |     |  |
|-------------------------------------|---|-----|--|
| Rk                                  | Name vs. Opponent, Date                               | 3FG |  |
| 1                                   | Brock Zylstra (Jr.) vs. San Francisco, 01/07/2012     | 6   |  |
|                                     | Nathan Call (Jr.) vs. Utah, 03/02/1991                | 6   |  |
| 3                                   | Danny Bower (Jr.) vs. Wyoming, 01/15/1998             | 5   |  |
|                                     | Jonathan Tavemari (Sr.) at Colorado State, 02/11/2009 | 5   |  |

| 3-Point Field Goal Percentage* |   |    |         |
|--------------------------------|---|----|---------|
| Rk                             | Name, Year  | FG | FGA Pct |
| 1                              | Brock Zylstra (Jr.) vs. San Francisco, 01/07/2012   | 6  | 6 1000  |
|                                | Nathan Call (Jr.) vs. Utah, 03/02/1991              | 6  | 6 1000  |
|                                | Danny Bower (Jr.) vs. Wyoming, 01/15/1998           | 5  | 5 1000  |
|                                | Jonathan Tavemari (Sr.) vs. Colo. State, 02/11/2009 | 5  | 5 1000  |
| 5                              | Jonathan Tavemari (Fr.) vs. TCU, 01/10/2007         | 6  | 7 857   |
|                                | Anson Winder (Fr.) vs. Buffalo, 12/20/2011          | 6  | 7 857   |

| Free Throws Made |   |    |  |
|------------------|---|----|--|
| Rk               | Name vs. Opponent, Date                               | FT |  |
| 1                | Jimmer Fredette (Jr.) vs. TCU, 03/11/2010             | 23 |  |
| 2                | Mekeli Wesley (Fr.) at UTEP, 02/28/1998               | 16 |  |
|                  | Jimmer Fredette (Sr.) at Colorado State, 01/22/2011   | 16 |  |
|                  | Jimmer Fredette (Sr.) vs. UNLV, 02/05/2011            | 16 |  |
|                  | Kresimir Cosic (Jr.) vs. Cincinnati, 12/18/1971       | 16 |  |
| 6                | Russell Larson (Jr.) vs. San Diego State, 02/10/1994  | 15 |  |
|                  | Devin Durrant (Fr.) vs. Hawaii, 01/15/1983            | 15 |  |
|                  | Steve Trumbo (Sr.) at Cal-State Fullerton, 11/28/1981 | 15 |  |
|                  | Brandon Davies (Jr.) at Pepperdine, 01/21/2012        | 15 |  |
|                  | Doug Howard (Jr.) vs. Utah, 02/09/1969                | 15 |  |
|                  | John Benson (Sr.) vs. Montana, 01/04/1957             | 15 |  |

| Free Throws Attempted |   |     |  |
|-----------------------|---|-----|--|
| Rk                    | Name vs. Opponent, Date                           | FTA |  |
| 1                     | Jimmer Fredette (Jr.) vs. TCU, 03/11/2010         | 24  |  |
| 2                     | Gary Dahlman (So.) at Arizona State, 01/11/1963   | 20  |  |
|                       | John Nicoll (Jr.) at Utah, 01/24/1958             | 20  |  |
| 4                     | Timo Saarelainen (Sr.) vs. Hawaii, 02/02/1985     | 18  |  |
| 5                     | Mekeli Wesley (Fr.) at UTEP, 02/28/1998           | 18  |  |
|                       | Brandon Davies (Jr.) at Pepperdine, 01/21/2012    | 18  |  |
|                       | Mekeli Wesley (Jr.) vs. Arizona State, 12/07/1999 | 18  |  |
|                       | Kenneth Roberts (Sr.) vs. Air Force, 01/08/1996   | 18  |  |
|                       | Bob Skousen (So.) at Ohio State, 01/11/1959       | 18  |  |

| Most Free Throws Made, No Misses |  |    |  |
|----------------------------------|--|----|--|
| Rk                               | Name vs. Opponent, Date                                | FT |  |
| 1                                | Jimmer Fredette (Sr.) vs. UNLV, 02/05/2011             | 16 |  |
| 2                                | Andy Toolson (Jr.) vs. California Berkeley, 02/14/1989 | 14 |  |
|                                  | Tyler Haws (So.) at Loyola Marymount, 03/02/2013       | 14 |  |
| 4                                | Marty Haws (Sr.) vs. Hawaii, 02/03/1990                | 13 |  |
|                                  | Russell Larson (Jr.) vs. Fresno State, 01/13/1994      | 13 |  |
|                                  | Kenneth Roberts (Jr.) vs. Southern Utah, 12/09/1994    | 13 |  |
|                                  | Verne Thompson (Sr.) at Wyoming, 02/10/1977            | 13 |  |
|                                  | Devin Durrant (Jr.) vs. St. Joseph's, 12/29/1982       | 13 |  |
|                                  | Doug Howard (Sr.) vs. Arizona, 02/14/1970              | 13 |  |

| Rebounds |   |     |  |
|----------|---|-----|--|
| Rk       | Name vs. Opponent, Date                             | Reb |  |
| 1        | Scott Warner (Sr.) at Texas Tech, 12/18/1969        | 27  |  |
| 2        | John Benson (Jr.) vs. Washington, 12/01/1956        | 26  |  |
| 3        | John Fairchild (Jr.) vs. Michigan State, 12/23/1963 | 25  |  |
|          | Bruce Burton (Jr.) vs. Denver, 02/02/1962           | 25  |  |
|          | Mel Hutchins (Sr.) at Denver, 01/05/1951            | 25  |  |
| 6        | Steve Trumbo (Sr.) vs. Air Force, 01/21/1982        | 23  |  |
|          | Kresimir Cosic (So.) vs. UCLA, 03/18/1971           | 23  |  |
|          | Alan Taylor (Sr.) vs. San Diego State, 03/01/1980   | 23  |  |
|          | Mark Handy (So.) at Wyoming, 03/07/1975             | 23  |  |
|          | Mel Hutchins (Sr.) vs. Utah, 02/16/1951             | 23  |  |

| Offensive Rebounds |  |      |  |
|--------------------|--|------|--|
| Rk                 | Name vs. Opponent, Date                            | OReb |  |
| 1                  | Steve Schreiner (Sr.) vs. New Mexico, 01/12/1991   | 9    |  |
|                    | Ron Sellaize (Jr.) at Colorado State, 02/12/1998   | 9    |  |
|                    | Jared Miller (Sr.) vs. New Mexico, 03/12/1993      | 9    |  |
|                    | Kenneth Roberts (So.) vs. Fresno State, 01/13/1994 | 9    |  |
| 5                  | Brett Applegate (Sr.) at UCLA, 12/28/1983          | 8    |  |
|                    | Gary Troy (Jr.) at Air Force, 02/13/1992           | 8    |  |
|                    | Rafael Araujo (Jr.) at San Francisco, 12/23/2002   | 8    |  |
|                    | Trent Plaisted (Fr.) vs. TCU, 01/25/2006           | 8    |  |
|                    | Mark Handy (So.) at Utah, 01/18/1975               | 8    |  |
|                    | Lee Cummand (So.) at UNLV, 03/10/2007              | 8    |  |
|                    | Josh Sharp (So.) vs. Loyola Marymount, 01/03/2013  | 8    |  |
|                    | Kenneth Roberts (Sr.) vs. Weber State, 12/12/1995  | 8    |  |
|                    | Fred Roberts (Fr.) at UTEP, 02/10/1979             | 8    |  |

| Defensive Rebounds |  |      |  |
|--------------------|--|------|--|
| Rk                 | Name vs. Opponent, Date                        | DReb |  |
| 1                  | Brandon Davies (Jr.) vs. SAN DIEGO, 12/31/2011 | 16   |  |
| 2                  | Travis Hansen (Jr.) at Pepperdine, 01/05/2002  | 15   |  |

| 3-Point Field Goals Attempted |  |      |  |
|-------------------------------|--|------|--|
| Rk                            | Name vs. Opponent, Date                                | 3FGA |  |
| 1                             | Jonathan Tavemari (So.) vs. North Carolina, 11/24/2007 | 16   |  |
| 2                             | Nick Sanderson (Sr.) vs. Kansas, 03/20/1993            | 15   |  |
|                               | Jimmer Fredette (Sr.) vs. Florida, 03/24/2011          | 15   |  |

| Minutes Played |  |     |  |
|----------------|--|-----|--|
| Rk             | Name vs. Opponent, Date                      | Min |  |
| 1              | Marty Perry (Sr.) vs. Utah, 03/02/1985       | 55  |  |
|                | Devin Durrant (Fr.) vs. Utah, 03/05/1983     | 55  |  |
|                | Brett Applegate (Jr.) vs. Utah, 03/05/1983   | 55  |  |
| 4              | Timo Saarelainen (Sr.) at UTEP, 02/09/1985   | 52  |  |
|                | Alan Pollard (Fr.) vs. Utah, 03/02/1985      | 52  |  |
| 6              | Devin Durrant (Fr.) vs. Utah, 01/14/1984     | 50  |  |
|                | Devin Durrant (Sr.) vs. Hawaii, 02/14/1984   | 50  |  |
|                | Devin Durrant (So.) vs. La Salle, 12/15/1979 | 50  |  |

| Blocks |  |     |  |
|--------|--|-----|--|
| Rk     | Name vs. Opponent, Date                              | Blk |  |
| 1      | Shawn Bradley (Fr.) vs. Eastern Kentucky, 12/07/1990 | 14  |  |
| 2      | Shawn Bradley (Fr.) vs. Virginia, 03/14/1991         | 10  |  |
| 3      | Shawn Bradley (Fr.) at Wyoming, 01/19/1991           | 9   |  |
|        | Alan Taylor (Sr.) vs. New Mexico, 01/03/1980         | 9   |  |
|        | Shawn Bradley (Fr.) vs. Tulsa, 12/22/1990            | 9   |  |
| 6      | Greg Kife (Sr.) vs. New Mexico, 01/29/1983           | 8   |  |
| 7      | Shawn Bradley (Fr.) at Colorado State, 01/17/1991    | 7   |  |
|        | Shawn Bradley (Fr.) vs. Arizona State, 12/12/1990    | 7   |  |
|        | Shawn Bradley (Fr.) vs. South Carolina, 12/27/1990   | 7   |  |
|        | Shawn Bradley (Fr.) vs. Utah State, 11/24/1990       | 7   |  |
|        | Greg Kife (Sr.) vs. Colorado State, 02/17/1983       | 7   |  |

| Steals |   |     |  |
|--------|---|-----|--|
| Rk     | Name vs. Opponent, Date                             | Stl |  |
| 1      | Mark Bigelow (Fr.) vs. Arizona, 11/28/1998          | 9   |  |
| 2      | Brandon Davies (Jr.) at Portland, 02/04/2012        | 8   |  |
| 3      | Brandon Davies (Jr.) at Gonzaga, 02/23/2012         | 6   |  |
|        | Terrell Lyday (Jr.) at UNLV, 01/10/2000             | 6   |  |
|        | Jackson Emery (Sr.) vs. UTEP, 12/23/2010            | 6   |  |
|        | Marty Haws (Sr.) at Utah State, 11/30/1989          | 6   |  |
|        | Jackson Emery (So.) vs. Air Force, 03/07/2009       | 6   |  |
|        | Jackson Emery (Sr.) vs. Utah, 02/12/2011            | 6   |  |
|        | Andy Toolson (Jr.) at Miami, 02/04/1989             | 6   |  |
|        | Robbie Reid (So.) vs. Nevada-Reno, 12/03/1994       | 6   |  |
|        | Nathan Call (Jr.) vs. Utah State, 11/24/1990        | 6   |  |
|        | Jackson Emery (Jr.) vs. Utah, 01/30/2010            | 6   |  |
|        | Scott Siney (Sr.) vs. Washington, 12/22/1984        | 6   |  |
|        | Trent Stedman (Jr.) at Hawaii, 02/08/1986           | 6   |  |
|        | Terrell Lyday (Jr.) at UC Santa Barbara, 12/29/1999 | 6   |  |
|        | Marty Perry (Jr.) vs. Oregon, 12/21/1983            | 6   |  |



TEAM SEASON RECORDS

|                                     |         |                                    |  |   |             |
|-------------------------------------|---------|------------------------------------|--|---|-------------|
| <b>Most Games Played</b>            |         | <b>Fewest Conference Losses*</b>   |  | <b>Lowest Winning Percentage*</b>       |             |
| 1                                   | 2010-11 | 37                                 | 1 1979-80                              | 13-1                                    | 1 1996-97   |
|                                     | 1950-51 | 37                                 | 2 1924-25                              | 7-1                                     | 2 1926-27   |
| 3                                   | 2012-13 | 36                                 | 3 1942-43                              | 7-1                                     | 3 2004-05   |
|                                     | 2009-10 | 36                                 | 4 1923-24                              | 6-2                                     | 1997-98     |
| 5                                   | 2007-08 | 35                                 | 5 1971-72                              | 12-2                                    | 5 1969-70   |
|                                     | 2011-12 | 35                                 | 6 2010-11                              | 14-2                                    | 6 1959-60   |
| 7                                   | 1949-50 | 34                                 | 7 1964-65                              | 8-2                                     | 7 1946-47   |
|                                     | 1948-49 | 34                                 | 8 1978-79                              | 10-2                                    | 8 1937-38   |
|                                     | 1992-93 | 34                                 | 9 2007-08                              | 14-2                                    | 9 1961-62   |
|                                     | 1990-91 | 34                                 | 10 1966-67                             | 8-2                                     | 10 1977-78  |
|                                     | 2006-07 | 34                                 | 11 1947-48                             | 8-2                                     | 12-18 (400) |
|                                     |         |                                    | *Minimum 8 Games Played                |   |             |
| <b>Most Wins</b>                    |         | <b>Consecutive Winning Seasons</b> |  | <b>Most Points Scored</b>               |             |
| 1                                   | 2010-11 | 32-5                               | 1 1904-05 – 1914-15                    | 11                                      | 1 2010-11   |
| 2                                   | 2009-10 | 30-6                               | 2 1916-17 – 1925-26                    | 10                                      | 2 2009-10   |
| 3                                   | 1950-51 | 28-9                               | 3 1927-28 – 1936-37                    | 10                                      | 3 2012-13   |
| 4                                   | 2007-08 | 27-8                               | 4 1978-79 – 1987-88                    | 10                                      | 4 1992-93   |
| 5                                   | 2011-12 | 26-9                               | 5 2005-06 – Present                    | 8                                       | 5 1987-88   |
|                                     | 1987-88 | 26-6                               |  |   | 6 2011-12   |
| 7                                   | 1992-93 | 25-9                               | <b>Consecutive Non-Losing Seasons</b>  |   |             |
|                                     | 2006-07 | 25-9                               | 1 1903-04 – 1925-26                    | 23                                      | 7 2006-07   |
|                                     | 2008-09 | 25-8                               | 2 1947-48 – 1958-59                    | 12                                      | 8 1964-65   |
|                                     | 1991-92 | 25-7                               | 3 1927-28 – 1936-37                    | 10                                      | 9 1986-87   |
|                                     | 1980-81 | 25-7                               | 4 1978-79 – 1987-88                    | 10                                      | 10 2007-08  |
|                                     |         |                                    | 5 2005-06 – Present                    | 8                                       | 11 1991-92  |
| <b>Most Conference Wins</b>         |         | <b>Longest Winning Streak</b>      |  | <b>Most Points Allowed</b>              |             |
| 1                                   | 1950-51 | 15-5 (Skyline)                     | 1 Nov. 27, 1987 – Feb. 4, 1988         | 17                                      | 1 2010-11   |
|                                     | 1992-93 | 15-3 (WAC)                         | 2 Dec. 5, 2009 – Jan. 23, 2010         | 15                                      | 2 2012-13   |
| 3                                   | 2010-11 | ~14-2 (MWCC)                       | 3 Jan. 6, 1917 – March 16, 1917        | 14                                      | 3 1977-78   |
|                                     | 2007-08 | ~14-2 (MWCC)                       | 4 Dec. 6, 1941 – Jan. 30, 1942         | 13                                      | 2 2012-13   |
|                                     | 1949-50 | 14-6 (Skyline)                     | 5 Jan. 14, 1993 – Feb. 25, 1993        | 13                                      | 3 1977-78   |
| 6                                   | 2009-10 | 13-3 (MWCC)                        | 6 Jan. 19, 1980 – March 1, 1980        | 12                                      | 4 1986-87   |
|                                     | 1987-88 | 13-3 (WAC)                         | 7 Jan. 10, 1986 – Feb. 15, 1986        | 12                                      | 5 1992-93   |
|                                     | 2006-07 | 13-3 (MWCC)                        | 8 Dec. 28, 1934 – Jan. 25, 1935        | 11                                      | 6 1987-88   |
|                                     | 1979-80 | 13-1 (WAC)                         | 9 1920-21 season (dates not available) | 10                                      | 7 2009-10   |
|                                     | 1994-95 | 13-5 (WAC)                         | 10 Dec. 29, 1971 – Feb. 11, 1972       | 10                                      | 8 1993-94   |
|                                     |         |                                    | 11 Jan. 6, 1990 – Feb. 7, 1990         | 10                                      | 9 2011-12   |
| <b>Most Losses</b>                  |         | <b>Home Court Winning Streak</b>   |  | <b>Highest Scoring Average</b>          |             |
| 1                                   | 1996-97 | 1-25                               | 1 Nov. 26, 2005 – Dec. 13, 2008        | ~53                                     | 1 1965-66   |
| 2                                   | 1997-98 | 9-21                               | 2 Feb. 19, 2000 – Jan. 16, 2003        | 44                                      | 2 1964-65   |
|                                     | 2004-05 | 9-21                               | 3 Dec. 4, 1970 – Dec. 1, 1972          | 25                                      | 3 1987-88   |
| 4                                   | 1977-78 | 12-18                              | 4 Feb. 23, 1949 – Feb. 9, 1951         | 24                                      | 4 1978-79   |
|                                     | 1969-70 | 8-18                               | 5 Feb. 23, 1952 – Jan. 13, 1954        | 24                                      | 5 1979-80   |
| 6                                   | 1959-60 | 8-17                               | 6 March 17, 1994 – Jan. 18, 1996       | 24                                      | 6 2009-10   |
| 7                                   | 1998-99 | 12-16                              | 7 Dec. 3, 1965 – Dec. 9, 1967          | 22                                      | 7 1968-69   |
|                                     | 1961-62 | 10-16                              | 8 Jan. 24, 2009 – Feb. 24, 2010        | 21                                      | 8 1970-71   |
|                                     | 1946-47 | 9-16                               | 9 Jan. 19, 1980 – March 7, 1981        | 20                                      | 9 1967-68   |
|                                     |         |                                    | 10 Jan. 21, 1993 – Feb. 26, 1994       | 20                                      | 10 1986-87  |
| <b>Most Conference Losses</b>       |         | <b>Most Wins to Open a Season</b>  |  | <b>Highest Opponent Scoring Average</b> |             |
| 1                                   | 1996-97 | 0-16                               | 1 1987-88                              | 17                                      | 1 1969-70   |
| 2                                   | 2004-05 | 3-11                               | 2 1941-42                              | 13                                      | 2 1964-65   |
|                                     | 1926-27 | 1-11                               | 3 2008-09                              | 10                                      | 3 1973-74   |
| 4                                   | 1997-98 | 4-10                               | 4 2010-11                              | 10                                      | 4 1977-78   |
|                                     | 1969-70 | 4-10                               | 5 1909-10                              | 8                                       | 5 1965-66   |
|                                     | 1976-77 | 4-10                               | 6 1953-54                              | 8                                       | 6 1968-69   |
|                                     |         |                                    |  |   | 7 1974-75   |
| <b>Fewest Victories*</b>            |         | <b>Record in Openers</b>           |  | <b>Under Dave Rose</b>                  |             |
| 1                                   | 1996-97 | 1-25                               | Season Openers                         | 80-31 (.721)                            | 84.2        |
| 2                                   | 1926-27 | 5-14                               | Under Dave Rose                        | 5-3 (.625)                              | 84.1        |
| 3                                   | 1906-07 | 7-3                                | Home Openers                           | 87-24 (.784)                            | 84.0        |
|                                     | 1912-13 | 7-3                                | Under Rose                             | 7-1 (.875)                              | 83.2        |
|                                     | 1908-09 | 7-4                                | Conference Openers                     | 58-36 (.617)                            | 82.9        |
|                                     | 1922-23 | 7-5                                | Under Rose                             | 6-2 (.750)                              | 80.7        |
| 7                                   | 1913-14 | 8-2                                | <b>Longest Losing Streak</b>           |   |             |
|                                     | 1937-38 | 8-13                               | 1 Dec. 13, 1996 – March 1, 1997        | 21                                      | 7 1974-75   |
|                                     | 1959-60 | 8-17                               | 2 Jan. 17, 1998 – Feb. 14, 1998        | 9                                       | 8 1963-64   |
|                                     | 1969-70 | 8-18                               | 3 Feb. 11, 1928 – Dec. 8, 1928         | 8                                       | 9 1988-89   |
|                                     |         |                                    |  |   | 10 1996-97  |
|                                     |         |                                    |  |   | 79.3        |
|                                     |         |                                    |  |   |             |
| <b>Fewest Conference Victories*</b> |         | <b>Highest Winning Percentage*</b> |  | <b>Best Scoring Defense</b>             |             |
| 1                                   | 1996-97 | 0-16                               | 1 1905-06                              | 11-1 (.917)                             | 49.9        |
| 2                                   | 1926-27 | 1-11                               | 2 1916-17                              | 14-2 (.875)                             | 55.7        |
| 3                                   | 1946-47 | 3-9                                | 3 2010-11                              | 32-5 (.865)                             | 56.5        |
|                                     | 2004-05 | 3-11                               | 4 1941-42                              | 17-3 (.850)                             | 58.4        |
|                                     | 1927-28 | 3-9                                | 5 1920-21                              | 10-2 (.833)                             | 58.8        |
|                                     |         |                                    | 2009-10                                | 30-6 (.833)                             | 62.7        |
|                                     |         |                                    | 7 1979-80                              | 24-5 (.828)                             | 63.2        |
|                                     |         |                                    | 8 1909-10                              | 9-2 (.818)                              | 63.5        |
|                                     |         |                                    | 9 1987-88                              | 26-6 (.813)                             | 63.8        |
|                                     |         |                                    | 10 1971-72                             | 21-5 (.808)                             | 64.9        |
|                                     |         |                                    |  |   | 65.0        |
|                                     |         |                                    |  |   | 65.2        |
|                                     |         |                                    |  |   | 65.5        |
|                                     |         |                                    |  |   | 65.7        |
|                                     |         |                                    |  |   | 66.2        |
|                                     |         |                                    |  |   |             |
| <b>Fewest Losses*</b>               |         | <b>Minimum 10 Games Played</b>     |  | <b>Minimum 10 Games Played</b>          |             |
| 1                                   | 1905-06 | 11-1                               |  |   |             |
| 2                                   | 1920-21 | 10-2                               |  |   |             |
|                                     | 1913-14 | 8-2                                |  |   |             |
|                                     | 1909-10 | 9-2                                |  |   |             |
|                                     | 1916-17 | 14-2                               |  |   |             |
| 6                                   | 1921-22 | 9-3                                |  |   |             |
|                                     | 1941-42 | 17-3                               |  |   |             |
|                                     | 1906-07 | 7-3                                |  |   |             |
|                                     | 1912-13 | 7-3                                |  |   |             |
|                                     | 1904-05 | 9-3                                |  |   |             |

TEAM SEASON RECORDS • CONTINUED

| Biggest Scoring Margin |         | Most 3-Point Field Goals/Game |    |         | Most Rebounds |     |      |    |         |       |
|------------------------|---------|-------------------------------|----|---------|---------------|-----|------|----|---------|-------|
| 1                      | 2009-10 | 16.7                          | Rk | Season  | G             | 3FG | Avg  | 1  | 1964-65 | 1.457 |
| 2                      | 2010-11 | 13.5                          | 1  | 2010-11 | 37            | 312 | 8.4  | 1  | 1950-51 | 1.457 |
| 3                      | 1965-66 | 12.6                          | 2  | 2007-08 | 35            | 285 | 8.14 | 3  | 1955-56 | 1.451 |
| 4                      | 2008-09 | 11.9                          | 3  | 2009-10 | 36            | 292 | 8.11 | 4  | 1968-69 | 1.438 |
| 5                      | 1952-53 | 11.87                         | 4  | 2006-07 | 34            | 265 | 7.8  | 5  | 2010-11 | 1.425 |
| 6                      | 1979-80 | 11.0                          | 5  | 2008-09 | 33            | 238 | 7.2  | 6  | 1958-59 | 1.402 |
| 7                      | 1991-92 | 10.6                          | 6  | 2004-05 | 30            | 211 | 7.03 | 7  | 2012-13 | 1.399 |
| 8                      | 2007-08 | 10.54                         | 7  | 2005-06 | 29            | 202 | 6.97 | 8  | 1952-53 | 1.392 |
|                        | 2011-12 | 10.48                         | 8  | 1991-92 | 32            | 214 | 6.69 | 9  | 1969-70 | 1.369 |
| 10                     | 1955-56 | 10.12                         | 9  | 2011-12 | 35            | 233 | 6.66 | 10 | 1980-81 | 1.366 |
| 11                     | 1964-65 | 10.11                         | 10 | 1997-98 | 30            | 194 | 6.5  | 11 | 1970-71 | 1.352 |
| 12                     | 1950-51 | 9.6                           | 11 | 1998-99 | 28            | 176 | 6.3  | 12 | 2007-08 | 1.351 |
| 13                     | 1987-88 | 9.3                           | 12 | 2002-03 | 32            | 194 | 6.1  | 13 | 2011-12 | 1.347 |
| 14                     | 1992-93 | 9.1                           | 13 | 2012-13 | 36            | 213 | 5.9  | 14 | 1965-66 | 1.346 |
| 15                     | 2006-07 | 9.0                           | 14 | 1999-00 | 33            | 192 | 5.8  | 15 | 1953-54 | 1.335 |
|                        |         |                               | 15 | 2003-04 | 30            | 171 | 5.7  |    |         |       |

| Most Field Goals |         | Highest 3-Point FG Percentage |    |         | Highest Rebound Average |                 |     |    |         |    |       |       |
|------------------|---------|-------------------------------|----|---------|-------------------------|-----------------|-----|----|---------|----|-------|-------|
| 1                | 2009-10 | 1.025                         | Rk | Season  | G                       | Reb             | Avg | 1  | 1955-56 | 26 | 1.451 | 55.8  |
| 2                | 2010-11 | 1.019                         | 1  | 1987-88 | #                       | 452 (146-323)   |     | 2  | 1958-59 | 26 | 1.402 | 53.9  |
| 3                | 1964-65 | 1.014                         | 2  | 1978-79 |                         | 450 (140-311)   |     | 3  | 1965-66 | 25 | 1.346 | 53.8  |
| 4                | 2012-13 | 999                           | 3  | 1979-80 |                         | 431 (214-497)   |     | 4  | 1969-70 | 26 | 1.369 | #52.7 |
| 5                | 2011-12 | 977                           | 4  | 1983-84 |                         | 429 (265-617)   |     | 5  | 1964-65 | 28 | 1.457 | 52.0  |
| 6                | 1987-88 | 976                           | 5  | 1988-89 |                         | 417 (292-700)   |     | 6  | 1968-69 | 28 | 1.438 | 51.4  |
| 7                | 2006-07 | 972                           | 6  | 1989-90 |                         | 3994 (127-318)  |     | 7  | 1967-68 | 25 | 1.276 | 51.0  |
| 8                | 1986-87 | 965                           | 7  | 1965-66 |                         | 3993 (121-303)  |     | 8  | 1961-62 | 26 | 1.293 | 49.7  |
| 9                | 1980-81 | 960                           | 8  | 1991-92 |                         | 397 (170-428)   |     | 9  | 1957-58 | 26 | 1.279 | 49.2  |
| 10               | 1977-78 | 957                           | 9  | 1992-93 |                         | 388 (202-521)   |     | 10 | 1962-63 | 26 | 1.273 | 49.0  |
| 11               | 1979-80 | 955                           | 10 | 1993-94 |                         | 38144 (185-485) |     | 11 | 1963-64 | 25 | 1.220 | 48.80 |
| 12               | 1992-93 | 948                           | 11 | 1966-67 |                         | 38141 (238-624) |     | 12 | 1954-55 | 26 | 1.268 | 48.77 |
| 13               | 1965-66 | 946                           | 12 | 1980-81 |                         | 376 (135-359)   |     | 13 | 1960-61 | 26 | 1.255 | 48.3  |
| 14               | 1978-79 | 940                           | 13 | 2006-07 |                         | 375 (194-517)   |     | 14 | 1972-73 | 26 | 1.240 | 47.69 |
| 15               | 1950-51 | 920                           | 14 | 1986-87 |                         | 373 (285-764)   |     | 15 | 1953-54 | 28 | 1.335 | 47.68 |
|                  |         |                               | 15 | 1990-91 |                         | 3728 (192-515)  |     |    |         |    |       |       |

| Most Field Goal Attempts |         | Most Free Throws Made |    |         | Highest Rebound Margin |     |     |    |         |      |      |       |
|--------------------------|---------|-----------------------|----|---------|------------------------|-----|-----|----|---------|------|------|-------|
| 1                        | 1950-51 | 2,611                 | Rk | Season  | G                      | Reb | Avg | 1  | 1952-53 | 46.4 | 33.1 | +13.3 |
| 2                        | 2010-11 | 2,267                 | 1  | 1992-93 | #                      | 697 |     | 2  | 1972-73 | 47.7 | 38.8 | +8.9  |
| 3                        | 2012-13 | 2,188                 | 2  | 2010-11 |                        | 662 |     | 3  | 1950-51 | 39.4 | 30.6 | +8.7  |
| 4                        | 1964-65 | 2,122                 | 3  | 2000-01 |                        | 651 |     | 4  | 1981-82 | 37.3 | 29.3 | +8.0  |
| 5                        | 2009-10 | 2,120                 | 4  | 2009-10 |                        | 650 |     | 5  | 1953-54 | 47.7 | 40.0 | +7.7  |
| 6                        | 1954-55 | 2,104                 | 5  | 1993-94 |                        | 647 |     | 6  | 1991-92 | 36.8 | 29.6 | +7.1  |
| 7                        | 2011-12 | 2,099                 | 6  | 1983-84 |                        | 641 |     | 7  | 1955-56 | 55.8 | 49.0 | +6.8  |
| 8                        | 1955-56 | 2,032                 | 7  | 1987-88 |                        | 637 |     | 8  | 1992-93 | 38.9 | 32.3 | +6.6  |
| 9                        | 1968-69 | 2,029                 | 8  | 1994-95 |                        | 617 |     | 9  | 1990-91 | 37.0 | 30.7 | +6.3  |
| 10                       | 2006-07 | 1,981                 | 9  | 1964-65 |                        | 611 |     | 10 | 2006-07 | 37.4 | 31.3 | +6.2  |
| 11                       | 1949-50 | 1,977                 | 10 | 1956-57 |                        | 609 |     |    |         |      |      |       |
| 12                       | 1977-78 | 1,974                 | 11 | 1980-81 |                        | 600 |     |    |         |      |      |       |
| 13                       | 1986-87 | 1,972                 | 12 | 1991-92 |                        | 599 |     |    |         |      |      |       |
| 14                       | 2007-08 | 1,970                 | 13 | 1950-51 |                        | 597 |     |    |         |      |      |       |
| 15                       | 1956-57 | 1,956                 | 14 | 1995-96 |                        | 587 |     |    |         |      |      |       |
|                          |         |                       | 15 | 1990-91 |                        | 581 |     |    |         |      |      |       |

| Highest Field Goal Percentage |         | Most Free Throw Attempts |    |         | Highest Offensive Rebounds |     |     |    |         |  |     |  |
|-------------------------------|---------|--------------------------|----|---------|----------------------------|-----|-----|----|---------|--|-----|--|
| 1                             | 1987-88 | .531 (976-1839)          | Rk | Season  | G                          | ORB | Avg | 1  | 2012-13 |  | 433 |  |
| 2                             | 1978-79 | .529 (940-1778)          | 1  | 1992-93 |                            | 909 |     | 2  | 2010-11 |  | 420 |  |
| 3                             | 1979-80 | .522 (955-1830)          | 2  | 1950-51 |                            | 902 |     | 3  | 2006-07 |  | 414 |  |
| 4                             | 1983-84 | .509 (896-1762)          | 3  | 1993-94 |                            | 880 |     | 4  | 1992-93 |  | 405 |  |
| 5                             | 1988-89 | .500 (838-1675)          | 4  | 2010-11 |                            | 865 |     | 5  | 2011-12 |  | 381 |  |
| 6                             | 1989-90 | .499 (739-1482)          | 5  | 1983-84 |                            | 855 |     | 6  | 2009-10 |  | 367 |  |
| 7                             | 1965-66 | .494 (946-1898)          | 6  | 1980-81 |                            | 840 |     | 7  | 2007-08 |  | 365 |  |
| 8                             | 1991-92 | .497 (877-1762)          | 7  | 2000-01 |                            | 835 |     | 8  | 2002-03 |  | 353 |  |
| 9                             | 1992-93 | .497 (948-1905)          | 8  | 1987-88 |                            | 835 |     | 9  | 1990-91 |  | 348 |  |
| 10                            | 1993-94 | .494 (876-1779)          | 9  | 1956-57 |                            | 831 |     | 10 | 2004-05 |  | 347 |  |
| 11                            | 1966-67 | .4916 (762-1550)         | 10 | 1964-65 |                            | 825 |     |    |         |  |     |  |
| 12                            | 1980-81 | .4913 (960-1954)         | 11 | 1990-91 |                            | 825 |     |    |         |  |     |  |
| 13                            | 2006-07 | .4907 (972-1981)         | 12 | 2009-10 |                            | 823 |     |    |         |  |     |  |
| 14                            | 1986-87 | .489 (965-1972)          | 13 | 1991-92 |                            | 813 |     |    |         |  |     |  |
| 15                            | 1990-91 | .488 (876-1796)          | 14 | 1954-55 |                            | 808 |     |    |         |  |     |  |
|                               |         |                          | 15 | 1970-71 |                            | 805 |     |    |         |  |     |  |

| Most 3-Point Field Goals |         | Highest Free Throw Percentage |    |         | Most Assists |                  |     |    |         |  |     |  |
|--------------------------|---------|-------------------------------|----|---------|--------------|------------------|-----|----|---------|--|-----|--|
| 1                        | 2010-11 | 312                           | Rk | Season  | G            | Reb              | Avg | 1  | 1992-93 |  | 613 |  |
| 2                        | 2009-10 | 292                           | 1  | 1988-89 | #            | 815 (527-647)    |     | 2  | 2011-12 |  | 599 |  |
| 3                        | 2007-08 | 285                           | 2  | 2009-10 |              | 790 (650-823)    |     | 3  | 1987-88 |  | 597 |  |
| 4                        | 2006-07 | 265                           | 3  | 2000-01 |              | 780 (651-835)    |     | 4  | 2007-08 |  | 587 |  |
| 5                        | 2008-09 | 238                           | 4  | 1994-95 |              | 773 (617-798)    |     | 5  | 2012-13 |  | 575 |  |
| 6                        | 2011-12 | 233                           | 5  | 1992-93 |              | 767 (697-909)    |     | 6  | 2009-10 |  | 567 |  |
| 7                        | 1991-92 | 214                           | 6  | 1995-96 |              | 765319 (587-767) |     | 7  | 1977-78 |  | 565 |  |
| 8                        | 2012-13 | 213                           | 7  | 2010-11 |              | 765318 (662-865) |     | 8  | 1990-91 |  | 565 |  |
| 9                        | 2004-05 | 211                           | 8  | 1987-88 |              | 763 (637-835)    |     | 9  | 1991-92 |  | 564 |  |
| 10                       | 2005-06 | 202                           | 9  | 2001-02 |              | 760 (523-688)    |     | 10 | 1979-80 |  | 560 |  |
|                          |         |                               | 10 | 1973-74 |              | 756 (439-581)    |     | 11 | 1980-81 |  | 542 |  |
|                          |         |                               | 11 | 2002-03 |              | 755 (575-762)    |     | 12 | 2006-07 |  | 542 |  |
|                          |         |                               | 12 | 1983-84 |              | 750 (641-855)    |     | 13 | 1986-87 |  | 540 |  |
|                          |         |                               | 13 | 1986-87 |              | 746 (577-773)    |     | 14 | 1978-79 |  | 540 |  |
|                          |         |                               | 14 | 1964-65 |              | 741 (611-825)    |     | 15 | 2010-11 |  | 538 |  |
|                          |         |                               | 15 | 1991-92 |              | 737 (599-813)    |     |    |         |  |     |  |



TEAM SEASON RECORDS • CONTINUED

Highest Assist Average

| Rk | Season  | G  | Ast | Avg    |
|----|---------|----|-----|--------|
| 1  | 1979-80 | 29 | 560 | 19.31  |
| 2  | 1978-79 | 28 | 540 | 19.29  |
| 3  | 1977-78 | 30 | 565 | 18.8   |
| 4  | 1987-88 | 32 | 597 | 18.7   |
| 5  | 1992-93 | 34 | 613 | 18.0   |
| 6  | 1991-92 | 32 | 564 | 17.6   |
| 7  | 1975-76 | 26 | 445 | 17.12  |
| 8  | 2011-12 | 35 | 599 | 17.114 |
| 9  | 1995-96 | 28 | 479 | 17.107 |
| 10 | 1980-81 | 32 | 542 | 16.94  |
| 11 | 1986-87 | 32 | 540 | 16.88  |
| 12 | 2007-08 | 35 | 587 | 16.8   |
| 13 | 1990-91 | 34 | 565 | 16.6   |
| 14 | 1976-77 | 27 | 444 | 16.4   |
| 15 | 2008-09 | 33 | 537 | 16.3   |

Highest Steals Average

| Rk | Season  | G  | Stl | Avg   |
|----|---------|----|-----|-------|
| 1  | 2009-10 | 36 | 307 | 8.52  |
| 2  | 2011-12 | 35 | 296 | 8.46  |
| 3  | 2012-13 | 36 | 291 | 8.08  |
| 4  | 2010-11 | 37 | 298 | 8.05  |
| 5  | 2008-09 | 33 | 241 | 7.3   |
| 6  | 1999-00 | 33 | 236 | 7.2   |
| 7  | 1994-95 | 32 | 225 | 7.031 |
| 8  | 2002-03 | 32 | 222 | 6.938 |
| 9  | 2003-04 | 30 | 208 | 6.933 |
| 10 | 1993-94 | 32 | 219 | 6.844 |
| 11 | 1991-92 | 32 | 219 | 6.844 |
| 12 | 2005-06 | 29 | 197 | 6.793 |
| 13 | 1998-99 | 28 | 188 | 6.7   |
| 14 | 1995-96 | 28 | 185 | 6.6   |
| 15 | 1997-98 | 30 | 194 | 6.5   |

Highest Assist Percentage

| Rk | Season  | G   | Ast | TO  | Ratio |
|----|---------|-----|-----|-----|-------|
| 1  | 2007-08 | 587 | 906 | 648 |       |
| 2  | 1992-93 | 613 | 948 | 647 |       |
| 3  | 1981-82 | 450 | 697 | 646 |       |
| 4  | 1990-91 | 565 | 876 | 645 |       |
| 5  | 1991-92 | 564 | 877 | 643 |       |
| 6  | 1989-90 | 467 | 739 | 632 |       |
| 7  | 1994-95 | 498 | 809 | 616 |       |
| 8  | 2011-12 | 599 | 977 | 613 |       |
| 9  | 1987-88 | 597 | 976 | 612 |       |
| 10 | 1997-98 | 355 | 589 | 603 |       |

Most Turnovers Caused

| Rk | Season  | G   | TO | Ratio |
|----|---------|-----|----|-------|
| 1  | 1992-93 | 566 |    |       |
| 2  | 2007-08 | 492 |    |       |
| 3  | 1978-79 | 489 |    |       |
| 4  | 1997-98 | 486 |    |       |
| 5  | 1998-99 | 484 |    |       |
| 6  | 1980-81 | 476 |    |       |
| 7  | 1977-78 | 475 |    |       |
| 8  | 1993-94 | 474 |    |       |
| 9  | 2011-12 | 473 |    |       |
|    | 1990-91 | 473 |    |       |
| 11 | 2006-07 | 456 |    |       |
| 12 | 2000-01 | 454 |    |       |
| 13 | 1999-00 | 453 |    |       |
| 14 | 1985-86 | 452 |    |       |
| 15 | 1991-92 | 451 |    |       |

Best Assist/Turnover Ratio

| Rk | Season  | Ast | TO  | Ratio  |
|----|---------|-----|-----|--------|
| 1  | 2008-09 | 537 | 375 | 1.43   |
| 2  | 2009-10 | 567 | 417 | 1.36   |
| 3  | 1987-88 | 597 | 442 | 1.35   |
| 4  | 2012-13 | 575 | 432 | 1.33   |
| 5  | 2010-11 | 538 | 404 | 1.30   |
| 6  | 1986-87 | 540 | 423 | 1.28   |
| 7  | 2011-12 | 599 | 473 | 1.2664 |
| 8  | 1989-90 | 467 | 369 | 1.2656 |
| 9  | 1991-92 | 564 | 451 | 1.25   |
| 10 | 1979-80 | 560 | 450 | 1.24   |

Most Turnovers Caused Per Game

| Rk | Season  | G  | OTO | Avg   |
|----|---------|----|-----|-------|
| 1  | 1978-79 | 28 | 489 | 17.5  |
| 2  | 1998-99 | 28 | 484 | 17.3  |
| 3  | 1992-93 | 34 | 566 | 16.6  |
| 4  | 1996-97 | 26 | 425 | 16.3  |
| 5  | 1997-98 | 30 | 486 | 16.2  |
| 6  | 1977-78 | 30 | 475 | 15.8  |
| 7  | 1979-80 | 29 | 450 | 15.5  |
| 8  | 1980-81 | 32 | 476 | 14.9  |
| 9  | 1993-94 | 32 | 474 | 14.81 |
| 10 | 1981-82 | 30 | 444 | 14.80 |

Most Blocked Shots

| Rk | Season  | G | Bk  | Avg |
|----|---------|---|-----|-----|
| 1  | 1990-91 |   | 246 |     |
| 2  | 2011-12 |   | 154 |     |
| 3  | 2010-11 |   | 150 |     |
| 4  | 2007-08 |   | 135 |     |
| 5  | 1982-83 |   | 133 |     |
| 6  | 1992-93 |   | 127 |     |
| 7  | 2009-10 |   | 126 |     |
| 8  | 2008-09 |   | 119 |     |
| 9  | 2006-07 |   | 118 |     |
| 10 | 1980-81 |   | 117 |     |
| 11 | 1986-87 |   | 109 |     |
| 12 | 2005-06 |   | 108 |     |
| 13 | 1993-94 |   | 108 |     |
| 14 | 2000-01 |   | 108 |     |
| 15 | 2004-05 |   | 104 |     |

Highest Turnover Margin

| Rk | Season  | TO   | OTO  | Margin |
|----|---------|------|------|--------|
| 1  | 1978-79 | 11.6 | 15.7 | +4.1   |
| 2  | 1998-99 | 10.9 | 14.4 | +3.5   |
| 3  | 1992-93 | 12.6 | 15.7 | +3.2   |
| 4  | 1996-97 | 11.4 | 13.9 | +2.5   |
| 5  | 1997-98 | 13.5 | 15.8 | +2.3   |
| 6  | 1977-78 | 15.8 | 17.6 | +1.7   |
| 7  | 1979-80 | 12.0 | 13.7 | +1.7   |
| 8  | 1980-81 | 13.7 | 15.3 | +1.6   |
| 9  | 1993-94 | 13.8 | 15.0 | +1.24  |
| 10 | 1981-82 | 12.3 | 13.5 | +1.17  |

Highest Blocks Average

| Rk | Season  | G  | Bk  | Avg   |
|----|---------|----|-----|-------|
| 1  | 1990-91 | 34 | 246 | 7.2   |
| 2  | 1982-83 | 29 | 133 | 4.6   |
| 3  | 2011-12 | 35 | 154 | 4.4   |
| 4  | 2010-11 | 37 | 150 | 4.1   |
| 5  | 2007-08 | 35 | 135 | 3.9   |
| 6  | 1992-93 | 34 | 127 | 3.74  |
| 7  | 2005-06 | 29 | 108 | 3.72  |
| 8  | 1980-81 | 32 | 117 | 3.7   |
| 9  | 2008-09 | 33 | 119 | 3.61  |
| 10 | 1979-80 | 29 | 103 | 3.55  |
| 11 | 2009-10 | 36 | 126 | 3.5   |
| 12 | 2006-07 | 34 | 118 | 3.471 |
| 13 | 2004-05 | 30 | 104 | 3.467 |
| 14 | 1978-79 | 28 | 97  | 3.464 |
| 15 | 1986-87 | 32 | 109 | 3.4   |

Fewest Turnovers Per Game

| Rk | Season  | G  | TO  | Avg   |
|----|---------|----|-----|-------|
| 1  | 2010-11 | 37 | 404 | 10.9  |
| 2  | 2008-09 | 33 | 375 | 11.4  |
| 3  | 2009-10 | 36 | 417 | 11.6  |
| 4  | 2012-13 | 36 | 432 | 12.0  |
| 5  | 1989-90 | 30 | 369 | 12.3  |
| 6  | 1984-85 | 29 | 364 | 12.6  |
| 7  | 1986-87 | 32 | 423 | 13.2  |
| 8  | 2006-07 | 34 | 456 | 13.4  |
| 9  | 2011-12 | 35 | 473 | 13.51 |
| 10 | 1988-89 | 29 | 392 | 13.52 |

Most Steals

| Rk | Season  | G | Stl | Avg |
|----|---------|---|-----|-----|
| 1  | 2009-10 |   | 307 |     |
| 2  | 2010-11 |   | 298 |     |
| 3  | 2011-12 |   | 296 |     |
| 4  | 2012-13 |   | 291 |     |
| 5  | 2008-09 |   | 241 |     |
| 6  | 1999-00 |   | 236 |     |
| 7  | 1994-95 |   | 225 |     |
| 8  | 2002-03 |   | 222 |     |
| 9  | 1993-94 |   | 219 |     |
|    | 1991-92 |   | 219 |     |
| 11 | 1992-93 |   | 214 |     |
| 12 | 2003-04 |   | 208 |     |
| 13 | 2007-08 |   | 207 |     |
| 14 | 2006-07 |   | 205 |     |
|    | 1987-88 |   | 205 |     |

Most Personal Fouls

| Rk | Season  | G | TO  | Avg |
|----|---------|---|-----|-----|
| 1  | 1992-93 |   | 721 |     |
| 2  | 1950-51 |   | 709 |     |
| 3  | 2000-01 |   | 691 |     |
|    | 1993-94 |   | 691 |     |
| 5  | 2002-03 |   | 688 |     |

Most Players to Foul Out

| Rk | Season  | G | TO | Avg |
|----|---------|---|----|-----|
| 1  | 1977-78 |   | 39 |     |
| 2  | 1975-76 |   | 31 |     |
| 3  | 1984-85 |   | 29 |     |
|    | 1980-81 |   | 29 |     |
|    | 1978-79 |   | 29 |     |

^ Mountain West Conference Record

# Western Athletic Conference Record

TEAM SEASON SCORING

| Year | Offense |      | Defense |      |
|------|---------|------|---------|------|
|      | Pts.    | Avg. | Pts.    | Avg. |
| 2013 | 2777    | 77.1 | 2502    | 69.5 |
| 2012 | 2727    | 77.9 | 2358    | 67.4 |
| 2011 | 3012    | 81.4 | 2512    | 67.9 |
| 2010 | 2992    | 83.1 | 2392    | 66.4 |
| 2009 | 2544    | 77.1 | 2150    | 65.2 |
| 2008 | 2580    | 73.7 | 2213    | 63.2 |
| 2007 | 2654    | 78.1 | 2347    | 68.0 |
| 2006 | 2209    | 76.2 | 2078    | 71.7 |
| 2005 | 1972    | 65.7 | 2070    | 69.0 |
| 2004 | 2200    | 73.3 | 1966    | 65.5 |
| 2003 | 2299    | 71.8 | 2032    | 63.5 |
| 2002 | 2115    | 70.5 | 1951    | 65.0 |
| 2001 | 2324    | 70.4 | 2069    | 62.7 |
| 2000 | 2328    | 70.5 | 2107    | 63.8 |
| 1999 | 2009    | 71.8 | 2055    | 73.4 |
| 1998 | 1906    | 63.5 | 2093    | 69.8 |
| 1997 | 1547    | 59.5 | 2061    | 79.3 |
| 1996 | 2303    | 82.3 | 2194    | 78.4 |
| 1995 | 2405    | 75.2 | 2214    | 69.2 |
| 1994 | 2540    | 79.4 | 2382    | 74.4 |
| 1993 | 2754    | 81.0 | 2445    | 71.9 |
| 1992 | 2567    | 80.2 | 2227    | 69.6 |
| 1991 | 2454    | 72.2 | 2336    | 68.7 |
| 1990 | 2110    | 70.3 | 1971    | 65.7 |
| 1989 | 2338    | 80.6 | 2322    | 80.1 |
| 1988 | 2735    | 85.5 | 2437    | 76.2 |
| 1987 | 2634    | 82.3 | 2469    | 77.2 |
| 1986 | 2328    | 72.8 | 2159    | 74.4 |
| 1985 | 2175    | 75.0 | 2159    | 74.4 |
| 1984 | 2433    | 78.5 | 2325    | 75.0 |
| 1983 | 2014    | 69.5 | 1919    | 66.2 |
| 1982 | 1885    | 62.8 | 1752    | 58.4 |
| 1981 | 2525    | 78.8 | 2275    | 71.1 |
| 1980 | 2421    | 83.5 | 2103    | 72.5 |
| 1979 | 2381    | 85.0 | 2144    | 76.6 |
| 1978 | 2429    | 81.0 | 2495    | 83.2 |
| 1977 | 2013    | 74.6 | 2027    | 75.1 |
| 1976 | 2015    | 77.5 | 2183    | 83.9 |
| 1975 | 2062    | 79.3 | 2088    | 80.3 |
| 1974 | 2015    | 77.5 | 2183    | 83.9 |
| 1973 | 2068    | 79.5 | 1940    | 74.6 |
| 1972 | 2128    | 81.8 | 1927    | 74.1 |
| 1971 | 2401    | 82.8 | 2294    | 79.1 |
| 1970 | 2096    | 80.7 | 2188    | 84.1 |
| 1969 | 2325    | 83.0 | 2259    | 80.7 |
| 1968 | 2064    | 82.6 | 1956    | 78.2 |
| 1967 | 1960    | 81.7 | 1827    | 76.1 |
| 1966 | 2388    | 95.5 | 2073    | 82.9 |
| 1965 | 2639    | 94.3 | 2356    | 83.1 |
| 1964 | 1974    | 79.0 | 2004    | 80.2 |
| 1963 | 1985    | 77.1 | 2035    | 78.3 |
| 1962 | 1834    | 70.5 | 1947    | 74.9 |
| 1961 | 1923    | 73.9 | 1870    | 71.9 |
| 1960 | 1676    | 67.0 | 1877    | 75.1 |
| 1959 | 1965    | 75.5 | 1854    | 71.2 |
| 1958 | 1697    | 65.3 | 1735    | 66.7 |
| 1957 | 1985    | 77.1 | 1888    | 67.1 |
| 1956 | 2006    | 77.2 | 1743    | 67.0 |
| 1955 | 1892    | 72.7 | 1847    | 71.0 |
| 1954 | 1991    | 68.6 | 1897    | 64.8 |
| 1953 | 2052    | 68.4 | 1696    | 56.5 |
| 1952 | 1451    | 60.4 | 1412    | 58.8 |
| 1951 | 2355    | 65.3 | 2012    | 56.7 |
| 1950 | 1903    | 55.0 | 1696    | 49.9 |





**1. JIMMER FREDETTE • 2007-2011, G, 6-2 • 2,599 CAREER POINTS**

| YEAR          | G          | GS         | MIN         | AVG         | FG         | FGA         | PCT         | 3FG        | FGA        | PCT         | FT         | FTA        | PCT         | REB        | RPG        | A          | APG        | TO         | BLK       | STL        | PTS         | PPG         |
|---------------|------------|------------|-------------|-------------|------------|-------------|-------------|------------|------------|-------------|------------|------------|-------------|------------|------------|------------|------------|------------|-----------|------------|-------------|-------------|
| 2007-08       | 35         | 0          | 647         | 18.5        | 83         | 204         | .407        | 43         | 128        | .336        | 35         | 41         | .854        | 37         | 1.1        | 61         | 1.7        | 41         | 3         | 27         | 244         | 7.0         |
| 2008-09       | 33         | 32         | 1090        | 33.0        | 184        | 383         | .480        | 52         | 136        | .382        | 116        | 137        | .847        | 98         | 3.0        | 135        | 4.1        | 85         | 3         | 50         | 536         | 16.2        |
| 2009-10       | 34         | 33         | 1059        | 31.1        | 225        | 491         | .458        | 77         | 175        | .440        | 224        | 251        | .892        | 105        | 3.1        | 159        | 4.7        | 93         | 5         | 41         | 751         | 22.1        |
| 2010-11       | 37         | 37         | 1323        | 35.8        | 346        | 765         | .452        | 124        | 313        | .396        | 252        | 282        | .894        | 127        | 3.4        | 160        | 4.3        | 131        | 1         | 49         | 1068        | 28.9        |
| <b>Totals</b> | <b>139</b> | <b>102</b> | <b>4119</b> | <b>29.6</b> | <b>838</b> | <b>1843</b> | <b>.455</b> | <b>296</b> | <b>752</b> | <b>.394</b> | <b>627</b> | <b>711</b> | <b>.882</b> | <b>367</b> | <b>2.6</b> | <b>515</b> | <b>3.7</b> | <b>350</b> | <b>12</b> | <b>167</b> | <b>2599</b> | <b>18.7</b> |

- 2011 Consensus National Player of the Year (Wooden, Naismith, etc.)
- 2011 MWC Player of the Year, three-time first-team All-MWC
- A consensus All-American in 2011
- Led the nation in scoring in 2010-11

**2. DANNY AINGE • 1977-81, G, 6-5, 2,467 CAREER POINTS**

| YEAR          | G          | GS         | MIN         | AVG         | FG         | FGA         | PCT         | 3FG      | FGA      | PCT      | FT         | FTA        | PCT         | REB        | RPG        | A          | APG        | TO         | BLK       | STL        | PTS         | PPG         |
|---------------|------------|------------|-------------|-------------|------------|-------------|-------------|----------|----------|----------|------------|------------|-------------|------------|------------|------------|------------|------------|-----------|------------|-------------|-------------|
| 1977-78       | 30         | 30         | 1140        | 38.0        | 243        | 473         | .514        | —        | —        | —        | 146        | 169        | .864        | 173        | 5.8        | 158        | 5.3        | 104        | 6         | 60         | 632         | 21.1        |
| 1978-79       | 27         | 27         | 926         | 34.1        | 206        | 376         | .548        | —        | —        | —        | 86         | 112        | .768        | 102        | 3.8        | 122        | 4.5        | 100        | 8         | 46         | 498         | 18.4        |
| 1979-80       | 29         | 29         | 984         | 33.9        | 229        | 430         | .533        | —        | —        | —        | 97         | 124        | .782        | 114        | 3.9        | 132        | 4.6        | 72         | 3         | 43         | 555         | 19.1        |
| 1980-81       | 32         | 32         | 1213        | 37.9        | 309        | 596         | .518        | —        | —        | —        | 164        | 199        | .824        | 152        | 4.8        | 127        | 4.0        | 103        | 4         | 46         | 782         | 24.4        |
| <b>Totals</b> | <b>118</b> | <b>118</b> | <b>4259</b> | <b>36.1</b> | <b>987</b> | <b>1875</b> | <b>.526</b> | <b>—</b> | <b>—</b> | <b>—</b> | <b>493</b> | <b>604</b> | <b>.816</b> | <b>541</b> | <b>4.6</b> | <b>539</b> | <b>4.6</b> | <b>379</b> | <b>21</b> | <b>195</b> | <b>2467</b> | <b>20.9</b> |

- Won Eastman and John Wooden Award in his senior season
- Drafted by both Toronto (MLB) and Boston (NBA)
- Scored game winning lay-up in Sweet Sixteen against Notre Dame
- NCAA record, scoring in double figures in 112 consecutive games

**3. MICHAEL SMITH • 1983-84, 1986-89, F, 6-10 • 2,319 CAREER POINTS**

| YEAR          | G          | GS        | MIN         | AVG         | FG         | FGA         | PCT         | 3FG        | FGA        | PCT         | FT         | FTA        | PCT         | REB        | RPG        | A          | APG        | TO         | BLK       | STL       | PTS         | PPG         |
|---------------|------------|-----------|-------------|-------------|------------|-------------|-------------|------------|------------|-------------|------------|------------|-------------|------------|------------|------------|------------|------------|-----------|-----------|-------------|-------------|
| 1983-84       | 29         | —         | 734         | 25.3        | 99         | 218         | .454        | —          | —          | —           | 34         | 45         | .756        | 153        | 5.3        | 77         | 2.7        | 63         | 9         | 12        | 632         | 8.0         |
| 1986-87       | 32         | 24        | 986         | 30.8        | 253        | 497         | .509        | 34         | 70         | .486        | 103        | 114        | .904        | 273        | 8.5        | 55         | 1.7        | 65         | 6         | 13        | 243         | 20.1        |
| 1987-88       | 32         | 32        | 1078        | 33.7        | 248        | 489         | .507        | 49         | 113        | .434        | 134        | 159        | .843        | 248        | 7.8        | 100        | 3.1        | 101        | 3         | 24        | 679         | 21.2        |
| 1988-89       | 29         | 29        | 1079        | 37.2        | 286        | 545         | .525        | 33         | 87         | .379        | 160        | 173        | .925        | 248        | 8.6        | 85         | 2.9        | 130        | 4         | 21        | 765         | 26.4        |
| <b>Totals</b> | <b>122</b> | <b>85</b> | <b>3849</b> | <b>31.8</b> | <b>886</b> | <b>1749</b> | <b>.507</b> | <b>116</b> | <b>270</b> | <b>.430</b> | <b>431</b> | <b>491</b> | <b>.878</b> | <b>922</b> | <b>7.6</b> | <b>317</b> | <b>2.6</b> | <b>339</b> | <b>22</b> | <b>70</b> | <b>2319</b> | <b>19.0</b> |

- Second-team UPI and third-team AP All-America as a junior
- Third-team Basketball Weekly, Sporting News All-America HM as a senior
- Grabbed 922 rebounds in his career, the most by any Cougar
- Drafted in the first round by the Boston Celtics

**4. DEVIN DURRANT • 1978-80, 1982-84, F, 6-7 • 2,285 CAREER POINTS**

| YEAR          | G          | GS         | MIN         | AVG         | FG         | FGA         | PCT         | 3FG      | FGA      | PCT      | FT         | FTA        | PCT         | REB        | RPG        | A          | APG        | TO         | BLK       | STL       | PTS         | PPG         |
|---------------|------------|------------|-------------|-------------|------------|-------------|-------------|----------|----------|----------|------------|------------|-------------|------------|------------|------------|------------|------------|-----------|-----------|-------------|-------------|
| 1978-79       | 28         | 28         | 795         | 28.4        | 142        | 263         | .540        | —        | —        | —        | 86         | 122        | .705        | 146        | 5.2        | 66         | 2.4        | 75         | 10        | 20        | 370         | 13.2        |
| 1979-80       | 29         | 29         | 836         | 28.8        | 147        | 265         | .555        | —        | —        | —        | 93         | 130        | .715        | 170        | 5.9        | 89         | 3.1        | 75         | 5         | 17        | 387         | 13.3        |
| 1982-83       | 29         | 29         | 1093        | 37.7        | 231        | 456         | .507        | —        | —        | —        | 200        | 261        | .766        | 167        | 5.8        | 69         | 2.4        | 99         | 18        | 17        | 662         | 22.8        |
| 1983-84       | 31         | 31         | 1225        | 39.5        | 312        | 543         | .575        | —        | —        | —        | 242        | 307        | .788        | 160        | 5.2        | 44         | 1.4        | 90         | 17        | 23        | 866         | 27.9        |
| <b>Totals</b> | <b>117</b> | <b>117</b> | <b>3949</b> | <b>33.8</b> | <b>832</b> | <b>1527</b> | <b>.545</b> | <b>—</b> | <b>—</b> | <b>—</b> | <b>621</b> | <b>820</b> | <b>.757</b> | <b>643</b> | <b>5.5</b> | <b>268</b> | <b>2.3</b> | <b>339</b> | <b>50</b> | <b>77</b> | <b>2285</b> | <b>19.5</b> |

- AP All-America Second Team, UPI All-America Third Team
- Holds the BYU record for scoring average of 27.9 in his senior season
- WAC Player of the Year his junior year
- Drafted in the second round by the Indiana Pacers

**5. RUSSELL LARSON • 1992-95, F/C, 6-11 • 1,885 CAREER POINTS**

| YEAR          | G          | GS        | MIN         | AVG         | FG         | FGA         | PCT         | 3FG       | FGA       | PCT         | FT         | FTA        | PCT         | REB        | RPG        | A          | APG        | TO         | BLK        | STL        | PTS         | PPG         |
|---------------|------------|-----------|-------------|-------------|------------|-------------|-------------|-----------|-----------|-------------|------------|------------|-------------|------------|------------|------------|------------|------------|------------|------------|-------------|-------------|
| 1991-92       | 32         | 1         | 656         | 20.5        | 101        | 187         | .540        | 0         | 0         | .000        | 115        | 141        | .816        | 162        | 5.1        | 16         | 0.5        | 36         | 41         | 25         | 317         | 9.9         |
| 1992-93       | 33         | 19        | 651         | 19.7        | 135        | 214         | .631        | 0         | 2         | .000        | 88         | 120        | .733        | 145        | 4.4        | 34         | 1.0        | 47         | 41         | 26         | 358         | 10.8        |
| 1993-94       | 32         | 32        | 946         | 29.6        | 223        | 403         | .553        | 10        | 35        | .286        | 181        | 221        | .819        | 292        | 9.1        | 44         | 1.4        | 75         | 40         | 46         | 637         | 19.9        |
| 1994-95       | 32         | 32        | 970         | 30.3        | 201        | 384         | .523        | 14        | 28        | .500        | 157        | 191        | .822        | 222        | 6.9        | 40         | 1.3        | 73         | 44         | 34         | 573         | 17.9        |
| <b>Totals</b> | <b>129</b> | <b>84</b> | <b>3223</b> | <b>25.0</b> | <b>660</b> | <b>1188</b> | <b>.556</b> | <b>24</b> | <b>65</b> | <b>.369</b> | <b>541</b> | <b>673</b> | <b>.804</b> | <b>821</b> | <b>6.4</b> | <b>134</b> | <b>1.0</b> | <b>231</b> | <b>166</b> | <b>131</b> | <b>1885</b> | <b>14.6</b> |

- First-team All-WAC by Coaches and Writers
- GTE/CoSida Second Team Academic All-America

**6. FRED ROBERTS • 1978-82, F, 6-10 • 1,841 CAREER POINTS**

| YEAR          | G          | GS         | MIN         | AVG         | FG         | FGA         | PCT         | 3FG      | FGA      | PCT      | FT         | FTA        | PCT         | REB        | RPG        | A          | APG        | TO         | BLK       | STL       | PTS         | PPG         |
|---------------|------------|------------|-------------|-------------|------------|-------------|-------------|----------|----------|----------|------------|------------|-------------|------------|------------|------------|------------|------------|-----------|-----------|-------------|-------------|
| 1978-79       | 28         | 28         | 861         | 30.8        | 158        | 291         | .543        | —        | —        | —        | 83         | 106        | .783        | 191        | 6.8        | 63         | 2.3        | 72         | 23        | 24        | 399         | 14.3        |
| 1979-80       | 29         | 29         | 891         | 30.7        | 151        | 257         | .588        | —        | —        | —        | 71         | 98         | .724        | 177        | 6.1        | 72         | 2.5        | 75         | 19        | 10        | 373         | 12.9        |
| 1980-81       | 32         | 32         | 1187        | 37.1        | 216        | 373         | .579        | —        | —        | —        | 171        | 220        | .777        | 255        | 8.0        | 110        | 3.4        | 104        | 14        | 26        | 603         | 18.8        |
| 1981-82       | 30         | 30         | 1119        | 37.3        | 162        | 338         | .479        | —        | —        | —        | 142        | 178        | .798        | 215        | 7.2        | 96         | 3.2        | 109        | 19        | 21        | 466         | 15.5        |
| <b>Totals</b> | <b>119</b> | <b>119</b> | <b>4058</b> | <b>34.1</b> | <b>687</b> | <b>1259</b> | <b>.546</b> | <b>—</b> | <b>—</b> | <b>—</b> | <b>467</b> | <b>602</b> | <b>.776</b> | <b>838</b> | <b>7.0</b> | <b>341</b> | <b>2.9</b> | <b>360</b> | <b>75</b> | <b>81</b> | <b>1841</b> | <b>15.5</b> |

- First-team All-WAC
- Basketball Writers District VII Team

**7. JEFF CHATMAN • 1984-88, F, 6-6 • 1,824 CAREER POINTS**

| YEAR          | G          | GS         | MIN         | AVG         | FG         | FGA         | PCT         | 3FG      | FGA      | PCT         | FT         | FTA        | PCT         | REB        | RPG        | A         | APG        | TO         | BLK        | STL       | PTS         | PPG         |
|---------------|------------|------------|-------------|-------------|------------|-------------|-------------|----------|----------|-------------|------------|------------|-------------|------------|------------|-----------|------------|------------|------------|-----------|-------------|-------------|
| 1984-85       | 26         | 26         | 390         | 15.0        | 45         | 85          | .529        | —        | —        | —           | 12         | 29         | .414        | 106        | 4.1        | 7         | 0.3        | 21         | 12         | 12        | 102         | 3.9         |
| 1985-86       | 32         | 32         | 1037        | 32.4        | 230        | 422         | .545        | —        | —        | —           | 99         | 147        | .673        | 165        | 5.2        | 26        | 0.8        | 41         | 27         | 22        | 559         | 17.5        |
| 1986-87       | 32         | 32         | 1034        | 32.3        | 223        | 437         | .510        | 0        | 3        | .000        | 94         | 131        | .718        | 183        | 5.7        | 23        | 0.7        | 56         | 40         | 20        | 540         | 16.9        |
| 1987-88       | 32         | 32         | 1094        | 34.2        | 253        | 425         | .595        | 0        | 0        | .000        | 117        | 170        | .688        | 242        | 7.6        | 36        | 1.1        | 51         | 28         | 28        | 623         | 19.5        |
| <b>Totals</b> | <b>122</b> | <b>122</b> | <b>3555</b> | <b>29.1</b> | <b>751</b> | <b>1369</b> | <b>.549</b> | <b>0</b> | <b>3</b> | <b>.000</b> | <b>322</b> | <b>477</b> | <b>.675</b> | <b>696</b> | <b>5.7</b> | <b>92</b> | <b>0.8</b> | <b>169</b> | <b>107</b> | <b>82</b> | <b>1824</b> | <b>15.0</b> |

- Honorable Mention All-America by Sporting News his senior season
- Twice selected to the USBWA All-District VII Team

**8. MEKELI WESLEY • 1997-01, F, 6-9 • 1,740 CAREER POINTS**

| YEAR          | G          | GS         | MIN         | AVG         | FG         | FGA         | PCT         | 3FG       | FGA        | PCT         | FT         | FTA        | PCT         | REB        | RPG        | A          | APG        | TO         | BLK       | STL       | PTS         | PPG         |
|---------------|------------|------------|-------------|-------------|------------|-------------|-------------|-----------|------------|-------------|------------|------------|-------------|------------|------------|------------|------------|------------|-----------|-----------|-------------|-------------|
| 1997-98       | 30         | 29         | 891         | 29.7        | 129        | 313         | .412        | 18        | 61         | .295        | 130        | 168        | .774        | 151        | 5.0        | 33         | 1.1        | 63         | 21        | 23        | 406         | 13.5        |
| 1998-99       | 19         | 17         | 509         | 26.8        | 70         | 168         | .417        | 12        | 42         | .286        | 57         | 68         | .838        | 93         | 4.9        | 24         | 1.3        | 44         | 9         | 21        | 209         | 11.0        |
| 1999-00       | 33         | 33         | 1004        | 30.4        | 192        | 397         | .484        | 29        | 78         | .372        | 143        | 193        | .741        | 192        | 5.8        | 52         | 1.6        | 71         | 25        | 34        | 556         | 16.8        |
| 2000-01       | 33         | 33         | 987         | 29.9        | 179        | 349         | .513        | 32        | 76         | .421        | 179        | 222        | .806        | 181        | 5.5        | 45         | 1.4        | 77         | 27        | 19        | 569         | 17.2        |
| <b>Totals</b> | <b>115</b> | <b>112</b> | <b>3391</b> | <b>29.5</b> | <b>570</b> | <b>1227</b> | <b>.465</b> | <b>91</b> | <b>257</b> | <b>.354</b> | <b>509</b> | <b>651</b> | <b>.782</b> | <b>617</b> | <b>5.4</b> | <b>154</b> | <b>1.3</b> | <b>255</b> | <b>82</b> | <b>97</b> | <b>1740</b> | <b>15.1</b> |



**9. MARK BIGELOW • 1998-99, 2001-04, G/F, 6-7 • 1,715 CAREER POINTS**

| YEAR    | G   | GS  | MIN  | AVG  | FG  | FGA  | PCT  | 3FG | FGA | PCT  | FT  | FTA | PCT  | REB | RPG | A   | APG | TO  | BLK | STL | PTS  | PPG  |
|---------|-----|-----|------|------|-----|------|------|-----|-----|------|-----|-----|------|-----|-----|-----|-----|-----|-----|-----|------|------|
| 1998-99 | 28  | 27  | 907  | 32.4 | 132 | 301  | .439 | 44  | 113 | .389 | 111 | 140 | .793 | 175 | 6.3 | 57  | 2.0 | 76  | 13  | 38  | 419  | 15.0 |
| 2001-02 | 30  | 30  | 954  | 31.8 | 138 | 317  | .435 | 65  | 154 | .422 | 106 | 132 | .803 | 82  | 2.7 | 44  | 1.5 | 62  | 11  | 21  | 447  | 14.9 |
| 2002-03 | 32  | 32  | 1025 | 32.0 | 145 | 332  | .437 | 63  | 151 | .417 | 93  | 112 | .830 | 118 | 3.7 | 74  | 2.3 | 56  | 12  | 33  | 446  | 13.9 |
| 2003-04 | 30  | 30  | 956  | 31.9 | 129 | 300  | .430 | 41  | 141 | .291 | 104 | 129 | .806 | 113 | 3.8 | 85  | 2.8 | 50  | 13  | 24  | 403  | 13.4 |
| Totals  | 120 | 119 | 3842 | 32.0 | 544 | 1250 | .435 | 213 | 559 | .381 | 414 | 513 | .807 | 488 | 4.1 | 260 | 2.2 | 244 | 49  | 116 | 1715 | 14.3 |

• Earned All-MWC Second Team honors in senior season

**10. BRANDON DAVIES • 2009-13, F, 6-9 • 1,680 CAREER POINTS**

| YEAR    | G   | GS | MIN  | AVG  | FG  | FGA  | PCT  | 3FG | FGA | PCT  | FT  | FTA | PCT  | REB | RPG | A   | APG | TO  | BLK | STL | PTS  | PPG  |
|---------|-----|----|------|------|-----|------|------|-----|-----|------|-----|-----|------|-----|-----|-----|-----|-----|-----|-----|------|------|
| 2009-10 | 35  | 1  | 474  | 13.5 | 69  | 128  | .539 | 0   | 1   | .000 | 50  | 88  | .568 | 104 | 3.0 | 9   | 0.3 | 47  | 14  | 13  | 188  | 5.4  |
| 2010-11 | 29  | 26 | 721  | 24.9 | 115 | 219  | .525 | 0   | 0   | .000 | 93  | 138 | .674 | 180 | 6.2 | 43  | 1.5 | 44  | 27  | 20  | 323  | 11.1 |
| 2011-12 | 35  | 35 | 1002 | 28.6 | 196 | 380  | .516 | 1   | 3   | .333 | 139 | 210 | .662 | 269 | 7.7 | 73  | 2.1 | 100 | 47  | 51  | 532  | 15.2 |
| 2012-13 | 36  | 36 | 1054 | 29.3 | 229 | 439  | .522 | 5   | 14  | .357 | 174 | 255 | .682 | 287 | 8.0 | 88  | 2.4 | 92  | 35  | 48  | 637  | 17.7 |
| TOTAL   | 135 | 98 | 3251 | 24.1 | 609 | 1166 | .522 | 6   | 18  | .333 | 456 | 691 | .660 | 840 | 6.2 | 213 | 1.6 | 283 | 123 | 132 | 1680 | 12.4 |

• All-MWC Third Team as a sophomore • All-WCC Team and NABC All-District as a junior and senior

**11. KENNETH ROBERTS • 1990-91, 1993-96, F, 6-8, 1,652 CAREER POINTS**

| YEAR    | G   | GS  | MIN  | AVG  | FG  | FGA  | PCT  | 3FG | FGA | PCT  | FT  | FTA | PCT  | REB | RPG | A   | APG | TO  | BLK | STL | PTS  | PPG  |
|---------|-----|-----|------|------|-----|------|------|-----|-----|------|-----|-----|------|-----|-----|-----|-----|-----|-----|-----|------|------|
| 1990-91 | 34  | 34  | 897  | 26.4 | 78  | 158  | .494 | 4   | 10  | .400 | 50  | 76  | .658 | 151 | 4.4 | 96  | 2.8 | 54  | 14  | 20  | 210  | 6.2  |
| 1993-94 | 32  | 28  | 993  | 31.0 | 142 | 246  | .577 | 1   | 2   | .500 | 124 | 156 | .795 | 192 | 6.0 | 61  | 1.9 | 49  | 21  | 25  | 409  | 12.8 |
| 1994-95 | 32  | 31  | 1037 | 32.4 | 171 | 307  | .557 | 2   | 3   | .667 | 150 | 179 | .838 | 212 | 6.6 | 47  | 1.5 | 60  | 12  | 30  | 494  | 15.4 |
| 1995-96 | 28  | 28  | 849  | 35.1 | 170 | 316  | .538 | 12  | 27  | .444 | 187 | 230 | .813 | 198 | 7.1 | 68  | 2.4 | 63  | 26  | 29  | 539  | 19.3 |
| Totals  | 126 | 121 | 3910 | 31.0 | 561 | 1027 | .546 | 19  | 42  | .452 | 511 | 641 | .797 | 753 | 6.0 | 272 | 2.2 | 226 | 73  | 104 | 1652 | 13.1 |

• Twice named All-WAC First Team • Voted top WAC rebounder

**12. LEE CUMMARS • 2006-09, G, 6-7 • 1,569 CAREER POINTS**

| YEAR    | G   | GS  | MIN  | AVG  | FG  | FGA  | PCT  | 3FG | FGA | PCT  | FT  | FTA | PCT  | REB | RPG | A   | APG | TO  | BLK | STL | PTS  | PPG  |
|---------|-----|-----|------|------|-----|------|------|-----|-----|------|-----|-----|------|-----|-----|-----|-----|-----|-----|-----|------|------|
| 2005-06 | 29  | 14  | 430  | 14.8 | 50  | 110  | .455 | 17  | 43  | .395 | 26  | 34  | .765 | 68  | 2.3 | 45  | 1.6 | 31  | 12  | 16  | 143  | 4.9  |
| 2006-07 | 34  | 34  | 990  | 29.1 | 114 | 206  | .553 | 40  | 92  | .435 | 50  | 63  | .794 | 191 | 5.6 | 93  | 2.7 | 49  | 29  | 30  | 518  | 9.4  |
| 2007-08 | 35  | 35  | 1101 | 31.5 | 198 | 348  | .569 | 60  | 127 | .472 | 96  | 112 | .857 | 222 | 6.3 | 123 | 3.5 | 79  | 35  | 53  | 552  | 15.8 |
| 2008-09 | 33  | 33  | 1081 | 32.8 | 199 | 385  | .517 | 36  | 93  | .387 | 122 | 140 | .871 | 205 | 6.2 | 111 | 3.4 | 54  | 30  | 30  | 556  | 16.8 |
| Totals  | 131 | 116 | 3602 | 27.5 | 561 | 1049 | .535 | 153 | 355 | .431 | 294 | 349 | .842 | 686 | 5.2 | 372 | 2.8 | 213 | 106 | 129 | 1569 | 12.0 |

• 2009 All-America Fourth Team by FOXSports.com • 2009 All-MWC First Team, 2008 MWC Co-Player of the Year

**13. JONATHAN TAVERNARI • 2006-PRESENT, F, 6-6 • 1,519 CAREER POINTS**

| YEAR    | G   | GS | MIN  | AVG  | FG  | FGA  | PCT  | 3FG | FGA | PCT  | FT  | FTA | PCT  | REB | RPG | A   | APG | TO  | BLK | STL | PTS  | PPG  |
|---------|-----|----|------|------|-----|------|------|-----|-----|------|-----|-----|------|-----|-----|-----|-----|-----|-----|-----|------|------|
| 2006-07 | 28  | 0  | 343  | 12.3 | 68  | 143  | .476 | 29  | 78  | .372 | 16  | 23  | .696 | 80  | 2.9 | 17  | 0.6 | 17  | 8   | 18  | 181  | 6.5  |
| 2007-08 | 35  | 29 | 966  | 27.6 | 166 | 420  | .395 | 88  | 234 | .376 | 39  | 45  | .867 | 184 | 5.3 | 53  | 1.5 | 59  | 16  | 48  | 459  | 13.1 |
| 2008-09 | 33  | 33 | 1042 | 31.6 | 195 | 451  | .432 | 85  | 223 | .381 | 42  | 55  | .764 | 239 | 7.2 | 58  | 1.8 | 44  | 11  | 49  | 517  | 15.7 |
| 2009-10 | 36  | 7  | 849  | 23.6 | 132 | 318  | .415 | 63  | 163 | .387 | 35  | 43  | .814 | 157 | 4.4 | 54  | 1.5 | 44  | 7   | 50  | 362  | 10.1 |
| Totals  | 132 | 69 | 3200 | 24.2 | 561 | 1332 | .421 | 265 | 698 | .380 | 132 | 166 | .795 | 660 | 5.0 | 182 | 1.4 | 164 | 42  | 165 | 1519 | 11.5 |

• 2007, 2008, 2009 All-MWC Third Team • 2007 MWC Freshman of the Year and 2010 MWC Sixth Man of the Year

**14. KRESIMIR COSIC • 1970-73, C, 6-11 • 1,513 CAREER POINTS**

| YEAR    | G  | GS | MIN | AVG | FG  | FGA  | PCT  | 3FG | FGA | PCT | FT  | FTA | PCT  | REB | RPG  | A | APG | TO | BLK | STL | PTS  | PPG  |
|---------|----|----|-----|-----|-----|------|------|-----|-----|-----|-----|-----|------|-----|------|---|-----|----|-----|-----|------|------|
| 1970-71 | 27 | —  | —   | —   | 153 | 317  | .483 | —   | —   | —   | 101 | 137 | .737 | 341 | 12.6 | — | —   | —  | —   | —   | 407  | 15.1 |
| 1971-72 | 26 | —  | —   | —   | 207 | 415  | .499 | —   | —   | —   | 167 | 207 | .807 | 332 | 12.8 | — | —   | —  | —   | —   | 581  | 22.3 |
| 1972-73 | 26 | —  | —   | —   | 206 | 430  | .479 | —   | —   | —   | 113 | 140 | .807 | 246 | 9.5  | — | —   | —  | —   | —   | 525  | 20.2 |
| Totals  | 79 | —  | —   | —   | 566 | 1162 | .487 | —   | —   | —   | 381 | 484 | .787 | 919 | 11.6 | — | —   | —  | —   | —   | 1513 | 19.2 |

• Named first-team Converse, Helms and UPI All-America • Named All-Conference during his sophomore, junior and senior seasons

**15. JAY CHEESMAN • 1973-77, F/C, 6-9 • 1,408 CAREER POINTS**

| YEAR    | G   | GS | MIN  | AVG  | FG  | FGA  | PCT  | 3FG | FGA | PCT | FT  | FTA | PCT  | REB | RPG | A  | APG | TO | BLK | STL | PTS  | PPG  |
|---------|-----|----|------|------|-----|------|------|-----|-----|-----|-----|-----|------|-----|-----|----|-----|----|-----|-----|------|------|
| 1973-74 | 25  | —  | —    | —    | 65  | 156  | .417 | —   | —   | —   | 29  | 41  | .707 | 92  | 3.7 | —  | —   | —  | —   | —   | 159  | 6.4  |
| 1974-75 | 26  | —  | —    | —    | 151 | 290  | .521 | —   | —   | —   | 77  | 115 | .670 | 172 | 6.6 | —  | —   | —  | —   | —   | 379  | 14.6 |
| 1975-76 | 25  | —  | 750  | 30.0 | 172 | 349  | .493 | —   | —   | —   | 97  | 129 | .752 | 223 | 8.9 | 47 | 1.9 | —  | —   | —   | 441  | 17.6 |
| 1976-77 | 27  | —  | 837  | 31.0 | 170 | 357  | .476 | —   | —   | —   | 89  | 116 | .767 | 225 | 8.3 | 31 | 1.1 | —  | —   | —   | 429  | 15.9 |
| Totals  | 103 | —  | 1587 | 15.4 | 558 | 1152 | .484 | —   | —   | —   | 292 | 401 | .728 | 712 | 6.9 | 78 | 0.8 | —  | —   | —   | 1408 | 13.7 |

• First-team All-WAC as a junior, second team as a senior

**16. ROLAND MINSON • 1948-51, F, 6-0 • 1,407 CAREER POINTS**

| YEAR    | G   | GS | MIN | AVG | FG  | FGA | PCT  | 3FG | FGA | PCT | FT  | FTA | PCT  | REB | RPG | A | APG | TO | BLK | STL | PTS  | PPG  |
|---------|-----|----|-----|-----|-----|-----|------|-----|-----|-----|-----|-----|------|-----|-----|---|-----|----|-----|-----|------|------|
| 1948-49 | 35  | —  | —   | —   | 149 | —   | —    | —   | —   | —   | 73  | 110 | .664 | —   | —   | — | —   | —  | —   | —   | 371  | 10.6 |
| 1949-50 | 34  | —  | —   | —   | 173 | 452 | .383 | —   | —   | —   | 71  | 127 | .559 | —   | —   | — | —   | —  | —   | —   | 417  | 12.3 |
| 1950-51 | 37  | —  | —   | —   | 239 | 627 | .381 | —   | —   | —   | 141 | 203 | .695 | 186 | 5.0 | — | —   | —  | —   | —   | 619  | 16.7 |
| Totals  | 106 | —  | —   | —   | 561 | —   | —    | —   | —   | —   | 285 | 440 | .648 | 186 | 1.8 | — | —   | —  | —   | —   | 1407 | 13.3 |

• MVP in the NIT tourney won by the Cougars in 1951 • Drafted in the first round by the New York Knicks

**17. ANDY TOOLSON • 1984-85, 1987-90, F, 6-6 • 1,388 CAREER POINTS**

| YEAR    | G   | GS | MIN  | AVG  | FG  | FGA | PCT  | 3FG | FGA | PCT  | FT  | FTA | PCT  | REB | RPG | A   | APG | TO  | BLK | STL | PTS  | PPG  |
|---------|-----|----|------|------|-----|-----|------|-----|-----|------|-----|-----|------|-----|-----|-----|-----|-----|-----|-----|------|------|
| 1984-85 | 29  | —  | 548  | 18.9 | 97  | 193 | .503 | —   | —   | —    | 53  | 73  | .726 | 77  | 2.7 | 32  | 1.1 | 22  | 3   | 12  | 247  | 8.5  |
| 1987-88 | 32  | 22 | 611  | 19.1 | 64  | 149 | .430 | 25  | 63  | .397 | 39  | 53  | .736 | 88  | 2.8 | 41  | 1.3 | 23  | 3   | 15  | 192  | 6.0  |
| 1988-89 | 26  | 26 | 905  | 34.8 | 126 | 265 | .475 | 42  | 109 | .385 | 105 | 126 | .833 | 171 | 6.6 | 45  | 1.7 | 37  | 8   | 27  | 399  | 15.3 |
| 1989-90 | 30  | 30 | 1095 | 36.5 | 184 | 351 | .524 | 74  | 151 | .490 | 108 | 141 | .766 | 198 | 6.6 | 80  | 2.7 | 48  | 11  | 30  | 550  | 18.3 |
| Totals  | 117 | 78 | 3159 | 27.0 | 471 | 958 | .492 | 141 | 323 | .437 | 305 | 393 | .776 | 534 | 4.6 | 198 | 1.7 | 130 | 25  | 84  | 1388 | 11.9 |

• Named first-team Academic All-America during his senior year



**18. TRENT PLAISTED • 2004-08, C, 6-11 • 1,372 CAREER POINTS**

| YEAR     | G   | GS | MIN  | AVG  | FG  | FGA | PCT  | 3FG | FGA | PCT  | FT  | FTA | PCT  | REB | RPG | A   | APG | TO  | BLK | STL | PTS  | PPG  |
|----------|-----|----|------|------|-----|-----|------|-----|-----|------|-----|-----|------|-----|-----|-----|-----|-----|-----|-----|------|------|
| *2004-05 | 5   | 0  | 44   | 8.8  | 0   | 3   | .000 | 0   | 0   | .000 | 3   | 6   | .500 | 8   | 1.6 | 1   | 0.2 | 2   | 0   | 0   | 3    | 0.6  |
| 2005-06  | 29  | 29 | 819  | 28.2 | 144 | 276 | .522 | 0   | 0   | .000 | 106 | 172 | .616 | 199 | 6.9 | 28  | 1.0 | 71  | 27  | 12  | 394  | 13.6 |
| 2006-07  | 34  | 33 | 977  | 28.7 | 167 | 306 | .546 | 0   | 0   | .000 | 96  | 195 | .492 | 210 | 6.2 | 40  | 1.2 | 56  | 46  | 15  | 430  | 12.6 |
| 2007-08  | 35  | 35 | 958  | 27.4 | 202 | 373 | .542 | 0   | 0   | .000 | 141 | 260 | .542 | 269 | 7.7 | 54  | 1.5 | 84  | 34  | 15  | 545  | 15.6 |
| Totals   | 103 | 97 | 2798 | 27.2 | 513 | 958 | .535 | 0   | 0   | .000 | 346 | 633 | .547 | 686 | 6.7 | 123 | 1.2 | 213 | 107 | 42  | 1372 | 13.3 |

\*received medical redshirt

- 2008 NABC All-District 13 and USBWA All-District VIII
- 2008 MWC First Team and 2007 MWC Second Team
- 2006 Scout.com Freshman All-America Second Team

**19. JOE NELSON • 1947-50, F, 6-3 • 1,360 CAREER POINTS**

| YEAR    | G  | GS | MIN | AVG | FG  | FGA | PCT  | 3FG | FGA | PCT | FT  | FTA | PCT  | REB | RPG | A | APG | TO | BLK | STL | PTS | PPG  |      |
|---------|----|----|-----|-----|-----|-----|------|-----|-----|-----|-----|-----|------|-----|-----|---|-----|----|-----|-----|-----|------|------|
| 1947-48 | 24 | —  | —   | —   | 131 | —   | —    | —   | —   | —   | 106 | —   | —    | —   | —   | — | —   | —  | —   | —   | —   | 368  | 15.3 |
| 1948-49 | 34 | —  | —   | —   | 204 | —   | —    | —   | —   | —   | 121 | 161 | .752 | —   | —   | — | —   | —  | —   | —   | —   | 529  | 15.6 |
| 1949-50 | 31 | —  | —   | —   | 171 | 528 | .324 | —   | —   | —   | 121 | 154 | .786 | —   | —   | — | —   | —  | —   | —   | —   | 463  | 14.9 |
| Totals  | 89 | —  | —   | —   | 506 | —   | —    | —   | —   | —   | 348 | —   | —    | —   | —   | — | —   | —  | —   | —   | —   | 1360 | 15.3 |

- Named Helms All-America as a sophomore
- Named all-conference all three years at BYU
- Led BYU in scoring all three years

**20. MARTY HAWS • 1986-90, G, 6-2 • 1,337 CAREER POINTS**

| YEAR    | G   | GS  | MIN  | AVG  | FG  | FGA | PCT  | 3FG | FGA | PCT  | FT  | FTA | PCT  | REB | RPG | A   | APG | TO  | BLK | STL | PTS  | PPG  |
|---------|-----|-----|------|------|-----|-----|------|-----|-----|------|-----|-----|------|-----|-----|-----|-----|-----|-----|-----|------|------|
| 1986-87 | 32  | 12  | 490  | 15.3 | 39  | 90  | .433 | 0   | 7   | .000 | 30  | 52  | .577 | 29  | 0.9 | 99  | 3.1 | 42  | 2   | 23  | 108  | 3.4  |
| 1987-88 | 32  | 32  | 883  | 27.6 | 98  | 181 | .541 | 16  | 32  | .500 | 56  | 74  | .757 | 61  | 1.9 | 131 | 4.1 | 64  | 5   | 45  | 268  | 8.4  |
| 1988-89 | 29  | 29  | 1088 | 37.5 | 144 | 307 | .469 | 18  | 52  | .346 | 99  | 125 | .792 | 77  | 2.7 | 149 | 5.1 | 79  | 2   | 48  | 405  | 14.0 |
| 1989-90 | 30  | 30  | 1101 | 36.7 | 198 | 398 | .497 | 19  | 51  | .373 | 141 | 179 | .788 | 69  | 2.3 | 123 | 4.1 | 59  | 4   | 66  | 556  | 18.5 |
| Totals  | 123 | 103 | 3561 | 29.0 | 479 | 976 | .491 | 53  | 142 | .373 | 326 | 430 | .758 | 236 | 1.9 | 502 | 4.1 | 244 | 13  | 182 | 1337 | 10.9 |

- First-team All-WAC selection his senior year
- Led the Cougars in both points and assists his senior season

**21. DICK NEMELKA • 1962-66, G, 6-2 • 1,299 CAREER POINTS**

| YEAR    | G  | GS | MIN | AVG | FG  | FGA  | PCT  | 3FG | FGA | PCT | FT  | FTA | PCT  | REB | RPG | A | APG | TO | BLK | STL | PTS | PPG  |      |
|---------|----|----|-----|-----|-----|------|------|-----|-----|-----|-----|-----|------|-----|-----|---|-----|----|-----|-----|-----|------|------|
| 1963-64 | 25 | —  | —   | —   | 109 | 242  | .450 | —   | —   | —   | 51  | 79  | .646 | 71  | 2.8 | — | —   | —  | —   | —   | —   | 269  | 10.8 |
| 1964-65 | 28 | —  | —   | —   | 170 | 385  | .442 | —   | —   | —   | 91  | 127 | .717 | 84  | 3.0 | — | —   | —  | —   | —   | —   | 431  | 15.4 |
| 1965-66 | 25 | —  | —   | —   | 242 | 463  | .523 | —   | —   | —   | 115 | 156 | .737 | 119 | 4.8 | — | —   | —  | —   | —   | —   | 599  | 24.0 |
| Totals  | 78 | —  | —   | —   | 521 | 1090 | .478 | —   | —   | —   | 257 | 362 | .710 | 274 | 3.5 | — | —   | —  | —   | —   | —   | 1299 | 16.7 |

- Named All-America by Look and Converse as a senior
- Led the Cougars to the 1966 NIT Championship
- Named Scholastic All-American
- Named first-team All-WAC in senior season

**22. ALAN TAYLOR • 1976-80, C, 6-10 • 1,284 CAREER POINTS**

| YEAR    | G   | GS | MIN  | AVG  | FG  | FGA | PCT  | 3FG | FGA | PCT | FT  | FTA | PCT  | REB | RPG  | A   | APG | TO  | BLK | STL | PTS  | PPG  |     |
|---------|-----|----|------|------|-----|-----|------|-----|-----|-----|-----|-----|------|-----|------|-----|-----|-----|-----|-----|------|------|-----|
| 1976-77 | 24  | —  | 336  | 14.0 | 48  | 90  | .533 | —   | —   | —   | 30  | 45  | .667 | 90  | 3.8  | 4   | 0.2 | —   | —   | —   | —    | 126  | 5.3 |
| 1977-78 | 29  | —  | 957  | 33.0 | 170 | 301 | .565 | —   | —   | —   | 76  | 127 | .598 | 246 | 8.5  | 50  | 1.7 | 85  | 28  | 10  | 416  | 14.3 |     |
| 1978-79 | 28  | —  | 868  | 31.0 | 148 | 252 | .587 | —   | —   | —   | 84  | 140 | .600 | 266 | 9.5  | 30  | 1.1 | 59  | 39  | 12  | 380  | 13.6 |     |
| 1979-80 | 29  | —  | 919  | 31.7 | 138 | 231 | .597 | —   | —   | —   | 86  | 142 | .606 | 317 | 10.9 | 31  | 1.1 | 56  | 52  | 13  | 362  | 12.5 |     |
| Totals  | 110 | —  | 3080 | 28.0 | 504 | 874 | .577 | —   | —   | —   | 276 | 454 | .608 | 919 | 8.4  | 115 | 1.0 | 200 | 119 | 35  | 1284 | 11.7 |     |

- Set a Marriott Center record in his season finale with 23 rebounds
- Named All-WAC First Team
- Second all-time in rebounds at BYU

**23. JACKSON EMERY • 2005-06, 2008-11, G, 6-3 • 1,235 CAREER POINTS**

| YEAR    | G   | GS  | MIN  | AVG  | FG  | FGA | PCT  | 3FG | FGA | PCT  | FT  | FTA | PCT  | REB | RPG | A   | APG | TO  | BLK | STL | PTS  | PPG  |
|---------|-----|-----|------|------|-----|-----|------|-----|-----|------|-----|-----|------|-----|-----|-----|-----|-----|-----|-----|------|------|
| 2005-06 | 28  | 6   | 279  | 10.0 | 28  | 70  | .400 | 13  | 43  | .302 | 10  | 13  | .769 | 41  | 1.5 | 19  | 0.7 | 19  | 7   | 10  | 79   | 2.8  |
| 2008-09 | 33  | 32  | 942  | 28.5 | 85  | 177 | .480 | 40  | 106 | .377 | 48  | 65  | .738 | 125 | 3.8 | 100 | 3.0 | 36  | 10  | 47  | 258  | 7.8  |
| 2009-10 | 35  | 35  | 1011 | 28.9 | 145 | 298 | .487 | 85  | 197 | .431 | 61  | 82  | .744 | 156 | 4.5 | 96  | 2.7 | 42  | 11  | 91  | 436  | 12.5 |
| 2010-11 | 37  | 32  | 1202 | 32.5 | 151 | 354 | .427 | 92  | 255 | .361 | 68  | 82  | .829 | 131 | 3.5 | 97  | 2.6 | 35  | 8   | 101 | 462  | 12.5 |
| TOTAL   | 133 | 105 | 3434 | 25.8 | 409 | 899 | .455 | 230 | 601 | .383 | 187 | 242 | .773 | 453 | 3.4 | 312 | 2.3 | 132 | 36  | 249 | 1235 | 9.3  |

- BYU's all-time steals leader (season and career)
- Three-time MWC All-Defensive Team and 2011 MWC Defensive Player of the Year
- Two-time second-team All-MWC

**24. DOUG RICHARDS • 1971-74, G, 6-3 • 1218 CAREER POINTS**

| YEAR    | G  | GS | MIN | AVG | FG  | FGA | PCT  | 3FG | FGA | PCT | FT  | FTA | PCT  | REB | RPG | A | APG | TO | BLK | STL | PTS | PPG  |      |
|---------|----|----|-----|-----|-----|-----|------|-----|-----|-----|-----|-----|------|-----|-----|---|-----|----|-----|-----|-----|------|------|
| 1971-72 | 26 | —  | —   | —   | 110 | 207 | .531 | —   | —   | —   | 58  | 77  | .753 | 106 | 4.1 | — | —   | —  | —   | —   | —   | 278  | 10.7 |
| 1972-73 | 26 | —  | —   | —   | 165 | 327 | .505 | —   | —   | —   | 83  | 113 | .735 | 119 | 4.6 | — | —   | —  | —   | —   | —   | 413  | 15.9 |
| 1973-74 | 26 | —  | —   | —   | 211 | 448 | .471 | —   | —   | —   | 105 | 133 | .789 | 159 | 6.1 | — | —   | —  | —   | —   | —   | 527  | 20.3 |
| Totals  | 78 | —  | —   | —   | 486 | 982 | .495 | —   | —   | —   | 246 | 323 | .762 | 384 | 4.9 | — | —   | —  | —   | —   | —   | 1218 | 15.6 |

- Leading scorer his senior season
- Two-time second-team all-conference

**25. GARY TROST • 1987-88, 1990-93, C, 6-10 • 1,205 CAREER POINTS**

| YEAR    | G   | GS | MIN  | AVG  | FG  | FGA | PCT  | 3FG | FGA | PCT  | FT  | FTA | PCT  | REB | RPG | A   | APG | TO  | BLK | STL | PTS  | PPG  |
|---------|-----|----|------|------|-----|-----|------|-----|-----|------|-----|-----|------|-----|-----|-----|-----|-----|-----|-----|------|------|
| 1987-88 | 16  | 0  | 70   | 4.4  | 6   | 14  | .429 | 0   | 0   | .000 | 8   | 12  | .667 | 16  | 1.0 | 2   | 0.1 | 7   | 0   | 3   | 20   | 1.3  |
| 1990-91 | 33  | 0  | 544  | 16.5 | 80  | 134 | .597 | 2   | 5   | .400 | 66  | 91  | .725 | 145 | 4.4 | 24  | 0.7 | 39  | 23  | 18  | 228  | 6.9  |
| 1991-92 | 31  | 31 | 919  | 29.6 | 160 | 284 | .563 | 2   | 4   | .500 | 119 | 185 | .643 | 203 | 6.5 | 58  | 1.9 | 70  | 18  | 14  | 441  | 14.2 |
| 1992-93 | 34  | 34 | 1034 | 30.4 | 174 | 310 | .561 | 2   | 7   | .286 | 166 | 218 | .761 | 236 | 6.9 | 102 | 3.0 | 67  | 13  | 19  | 516  | 15.2 |
| Totals  | 114 | 65 | 2567 | 22.5 | 420 | 742 | .566 | 6   | 16  | .375 | 359 | 506 | .709 | 600 | 5.3 | 186 | 1.6 | 183 | 54  | 54  | 1205 | 10.6 |

- All-WAC First Team as a junior and senior
- Honorable Mention All-America by the Associated Press his senior season

**26. ELDON BRINLEY • 1927-31 • 1,195 CAREER POINTS**

**27. NOAH HARTSOCK • 2008-12, F, 6-8 • 1,191 CAREER POINTS**

| YEAR    | G   | GS | MIN  | AVG  | FG  | FGA | PCT  | 3FG | FGA | PCT  | FT  | FTA | PCT  | REB | RPG | A   | APG | TO  | BLK | STL | PTS  | PPG  |
|---------|-----|----|------|------|-----|-----|------|-----|-----|------|-----|-----|------|-----|-----|-----|-----|-----|-----|-----|------|------|
| 2008-09 | 27  | 0  | 304  | 11.3 | 25  | 43  | .581 | 0   | 0   | .000 | 16  | 27  | .593 | 63  | 2.3 | 7   | 0.3 | 14  | 15  | 6   | 66   | 2.4  |
| 2009-10 | 36  | 30 | 878  | 24.4 | 97  | 175 | .554 | 1   | 4   | .250 | 38  | 44  | .864 | 184 | 5.1 | 42  | 1.2 | 21  | 46  | 18  | 233  | 6.5  |
| 2010-11 | 37  | 36 | 1100 | 29.7 | 123 | 247 | .498 | 26  | 60  | .433 | 48  | 58  | .828 | 220 | 5.9 | 59  | 1.6 | 35  | 61  | 21  | 320  | 8.6  |
| 2011-12 | 34  | 32 | 1049 | 30.9 | 216 | 382 | .565 | 12  | 35  | .343 | 128 | 152 | .842 | 171 | 5.0 | 50  | 1.5 | 53  | 55  | 29  | 572  | 16.8 |
| Totals  | 134 | 98 | 3331 | 24.9 | 461 | 847 | .544 | 39  | 99  | .394 | 230 | 281 | .819 | 638 | 4.8 | 274 | 1.2 | 123 | 177 | 74  | 1191 | 8.9  |

- Named All-WCC Team and All-District as a senior

- Tied for second all-time in blocks at BYU

**28. JOE RICHEY • 1950-52, F, 6-1 • 1,177 CAREER POINTS**

| YEAR    | G  | GS | MIN | AVG | FG  | FGA  | PCT  | 3FG | FGA | PCT | FT  | FTA | PCT  | REB | RPG | A | APG | TO | BLK | STL | PTS  | PPG  |
|---------|----|----|-----|-----|-----|------|------|-----|-----|-----|-----|-----|------|-----|-----|---|-----|----|-----|-----|------|------|
| 1950-51 | 36 | —  | —   | —   | 126 | 367  | .343 | —   | —   | —   | 62  | 109 | .569 | 196 | 5.4 | — | —   | —  | —   | —   | 314  | 8.7  |
| 1951-52 | 24 | —  | —   | —   | 145 | 411  | .353 | —   | —   | —   | 62  | 84  | .738 | 167 | 7.0 | — | —   | —  | —   | —   | 352  | 14.7 |
| 1952-53 | 29 | —  | —   | —   | 194 | 554  | .350 | —   | —   | —   | 123 | 156 | .788 | 217 | 7.5 | — | —   | —  | —   | —   | 511  | 17.6 |
| Totals  | 89 | —  | —   | —   | 465 | 1332 | .349 | —   | —   | —   | 247 | 349 | .708 | 580 | 6.5 | — | —   | —  | —   | —   | 1177 | 13.2 |

- Led BYU to the NIT Championship in his sophomore season

- First-team All-America by Look and second-team All-America by Colliers

**28. TYLER HAWS • 2009-10, 12-13, G, 6-5 • 1,177 CAREER POINTS**

| YEAR    | G  | GS | MIN  | AVG  | FG  | FGA | PCT  | 3FG | FGA | PCT  | FT  | FTA | PCT  | REB | RPG | A   | APG | TO  | BLK | STL | PTS  | PPG  |
|---------|----|----|------|------|-----|-----|------|-----|-----|------|-----|-----|------|-----|-----|-----|-----|-----|-----|-----|------|------|
| 2009-10 | 35 | 33 | 924  | 26.4 | 131 | 263 | .498 | 25  | 68  | .368 | 110 | 120 | .917 | 146 | 4.2 | 54  | 1.5 | 41  | 5   | 26  | 397  | 11.3 |
| 2012-13 | 36 | 36 | 1235 | 34.3 | 276 | 571 | .483 | 43  | 113 | .381 | 185 | 211 | .877 | 165 | 4.6 | 71  | 2.0 | 71  | 5   | 45  | 780  | 21.7 |
| Totals  | 71 | 69 | 2159 | 30.4 | 407 | 834 | .304 | 68  | 181 | .376 | 295 | 331 | .891 | 311 | 4.4 | 125 | 1.8 | 112 | 10  | 71  | 1177 | 16.6 |

- Led BYU to the NIT semifinals as a sophomore in 2013

- All-WCC and NABC and USBWA first-team All-District in 2012-13

**30. RANDY REID • 1992-96, G, 6-2 • 1,170 CAREER POINTS**

| YEAR    | G   | GS  | MIN  | AVG  | FG  | FGA | PCT  | 3FG | FGA | PCT  | FT  | FTA | PCT  | REB | RPG | A   | APG | TO  | BLK | STL | PTS  | PPG  |
|---------|-----|-----|------|------|-----|-----|------|-----|-----|------|-----|-----|------|-----|-----|-----|-----|-----|-----|-----|------|------|
| 1992-93 | 34  | 33  | 923  | 27.1 | 59  | 155 | .381 | 23  | 65  | .354 | 71  | 83  | .855 | 76  | 2.2 | 141 | 4.1 | 89  | 2   | 30  | 212  | 6.2  |
| 1993-94 | 32  | 32  | 876  | 27.4 | 125 | 242 | .517 | 34  | 100 | .340 | 93  | 117 | .795 | 68  | 2.1 | 87  | 2.7 | 52  | 2   | 21  | 377  | 11.8 |
| 1994-95 | 31  | 29  | 966  | 31.2 | 76  | 206 | .369 | 30  | 91  | .330 | 86  | 101 | .851 | 82  | 2.6 | 88  | 2.8 | 41  | 4   | 26  | 268  | 8.6  |
| 1995-96 | 28  | 28  | 907  | 32.4 | 99  | 238 | .416 | 27  | 99  | .273 | 88  | 106 | .830 | 61  | 2.2 | 142 | 5.1 | 50  | 0   | 41  | 313  | 11.2 |
| Totals  | 125 | 122 | 3672 | 29.4 | 359 | 841 | .427 | 114 | 355 | .321 | 338 | 407 | .830 | 287 | 2.3 | 458 | 3.7 | 232 | 8   | 118 | 1170 | 9.4  |

- Selected to be on the GTE/CoSida Academic All-District VIII Team

- Voted to the All-Defensive Team by the coaches

**31. KARI LIIMO • 1966-69, F, 6-7 • 1,156 CAREER POINTS**

| YEAR    | G  | GS | MIN | AVG | FG  | FGA | PCT  | 3FG | FGA | PCT | FT  | FTA | PCT  | REB | RPG | A | APG | TO | BLK | STL | PTS  | PPG  |
|---------|----|----|-----|-----|-----|-----|------|-----|-----|-----|-----|-----|------|-----|-----|---|-----|----|-----|-----|------|------|
| 1966-67 | 24 | —  | —   | —   | 117 | 226 | .518 | —   | —   | —   | 93  | 116 | .802 | 176 | 7.3 | — | —   | —  | —   | —   | 327  | 13.6 |
| 1967-68 | 24 | —  | —   | —   | 159 | 333 | .477 | —   | —   | —   | 92  | 129 | .713 | 231 | 9.6 | — | —   | —  | —   | —   | 410  | 17.1 |
| 1968-69 | 28 | —  | —   | —   | 164 | 349 | .470 | —   | —   | —   | 91  | 140 | .650 | 248 | 8.9 | — | —   | —  | —   | —   | 419  | 15.0 |
| Totals  | 76 | —  | —   | —   | 440 | 908 | .485 | —   | —   | —   | 276 | 385 | .717 | 655 | 8.6 | — | —   | —  | —   | —   | 1156 | 15.2 |

- Played on the Finnish Olympic team averaging 29 points per game

**32. ELWOOD ROMNEY • 1929-33 • 1,150 CAREER POINTS**

- Named to the Helms All-America Team in 1932
- Named to the all-conference team for three years

- BYU's first basketball player to score over 1,100 points during his career
- Played semi-professional ball with the Denver Athletic Club for three years

**33. DOUG HOWARD • 1967-70, G, 6-3 • 1,143 CAREER POINTS**

| YEAR    | G  | GS | MIN | AVG | FG  | FGA | PCT  | 3FG | FGA | PCT | FT  | FTA | PCT  | REB | RPG | A | APG | TO | BLK | STL | PTS  | PPG  |
|---------|----|----|-----|-----|-----|-----|------|-----|-----|-----|-----|-----|------|-----|-----|---|-----|----|-----|-----|------|------|
| 1967-68 | 25 | —  | —   | —   | 95  | 242 | .393 | —   | —   | —   | 51  | 70  | .729 | 114 | 4.6 | — | —   | —  | —   | —   | 241  | 9.6  |
| 1968-69 | 28 | —  | —   | —   | 158 | 324 | .488 | —   | —   | —   | 114 | 140 | .814 | 111 | 4.0 | — | —   | —  | —   | —   | 430  | 15.4 |
| 1969-70 | 26 | —  | —   | —   | 175 | 399 | .439 | —   | —   | —   | 122 | 143 | .853 | 136 | 5.2 | — | —   | —  | —   | —   | 472  | 18.2 |
| Totals  | 79 | —  | —   | —   | 428 | 965 | .444 | —   | —   | —   | 287 | 353 | .813 | 361 | 4.6 | — | —   | —  | —   | —   | 1143 | 14.5 |

- Was a two-sport star at BYU (Basketball & Baseball)

**34. TRAVIS HANSEN • 2000-03, G/F, 6-6 • 1,137 CAREER POINTS**

| YEAR    | G  | GS | MIN  | AVG  | FG  | FGA | PCT  | 3FG | FGA | PCT  | FT  | FTA | PCT  | REB | RPG | A   | APG | TO  | BLK | STL | PTS  | PPG  |
|---------|----|----|------|------|-----|-----|------|-----|-----|------|-----|-----|------|-----|-----|-----|-----|-----|-----|-----|------|------|
| 2000-01 | 24 | 9  | 398  | 16.6 | 49  | 120 | .408 | 5   | 17  | .294 | 28  | 39  | .718 | 73  | 3.0 | 27  | 1.1 | 17  | 4   | 15  | 131  | 5.5  |
| 2001-02 | 30 | 30 | 933  | 31.3 | 148 | 340 | .435 | 35  | 83  | .422 | 138 | 182 | .758 | 187 | 6.2 | 46  | 1.5 | 68  | 13  | 19  | 469  | 15.6 |
| 2002-03 | 32 | 32 | 1025 | 32.0 | 169 | 383 | .441 | 36  | 106 | .340 | 163 | 204 | .799 | 152 | 4.8 | 77  | 2.4 | 84  | 20  | 29  | 537  | 16.8 |
| Totals  | 86 | 71 | 2356 | 27.4 | 366 | 843 | .434 | 76  | 206 | .370 | 329 | 425 | .774 | 412 | 4.8 | 150 | 1.7 | 169 | 37  | 63  | 1137 | 13.2 |

- 2003 Consensus first-team All-MWC
- 2003 USBWA District VIII First Team

- 2003 MWC Co-Defensive Player of the Year
- BYU earned a 44-1 home record in his three years

**35. STEVE SCHREINER • 1988-91, F, 6-7 • 1,128 CAREER POINTS**

| YEAR    | G  | GS | MIN  | AVG  | FG  | FGA | PCT  | 3FG | FGA | PCT  | FT  | FTA | PCT  | REB | RPG | A  | APG | TO  | BLK | STL | PTS  | PPG  |
|---------|----|----|------|------|-----|-----|------|-----|-----|------|-----|-----|------|-----|-----|----|-----|-----|-----|-----|------|------|
| 1988-89 | 29 | 25 | 719  | 24.8 | 131 | 258 | .508 | 6   | 21  | .286 | 58  | 82  | .707 | 136 | 4.7 | 18 | 0.6 | 34  | 5   | 15  | 326  | 11.2 |
| 1989-90 | 30 | 30 | 867  | 28.9 | 135 | 238 | .567 | 0   | 1   | .000 | 48  | 68  | .706 | 157 | 5.2 | 29 | 1.0 | 58  | 11  | 17  | 318  | 10.6 |
| 1990-91 | 34 | 32 | 1028 | 30.2 | 188 | 340 | .553 | 0   | 0   | .000 | 108 | 160 | .675 | 227 | 6.7 | 38 | 1.1 | 67  | 8   | 15  | 484  | 14.2 |
| Totals  | 93 | 87 | 2614 | 28.1 | 454 | 836 | .543 | 6   | 22  | .273 | 214 | 310 | .690 | 520 | 5.6 | 85 | 0.9 | 159 | 24  | 47  | 1128 | 12.1 |

- First-team All-WAC as a senior

- Helped Cougars win WAC Tournament and advance to second round at NCAAs

**36. MEL HUTCHINS • 1947-51, C, 6-5 • 1,123 CAREER POINTS**

| YEAR    | G  | GS | MIN | AVG | FG  | FGA | PCT  | 3FG | FGA | PCT | FT  | FTA | PCT  | REB | RPG  | A | APG | TO | BLK | STL | PTS  | PPG  |
|---------|----|----|-----|-----|-----|-----|------|-----|-----|-----|-----|-----|------|-----|------|---|-----|----|-----|-----|------|------|
| 1947-48 | 24 | —  | —   | —   | 61  | —   | —    | —   | —   | —   | 30  | —   | —    | —   | —    | — | —   | —  | —   | —   | 152  | 6.3  |
| 1949-50 | 34 | —  | —   | —   | 153 | 374 | .409 | —   | —   | —   | 94  | 147 | .639 | —   | —    | — | —   | —  | —   | —   | 400  | 11.8 |
| 1950-51 | 37 | —  | —   | —   | 227 | 575 | .395 | —   | —   | —   | 117 | 180 | .650 | 471 | 12.7 | — | —   | —  | —   | —   | 571  | 15.4 |
| Totals  | 95 | —  | —   | —   | 441 | —   | —    | —   | —   | —   | 241 | —   | —    | 471 | 5.0  | — | —   | —  | —   | —   | 1123 | 11.8 |

- First-team All-American by Look, Converse, Helms, Sporting News
- Led BYU to 1951 NIT Championship



**37. JOHN FAIRCHILD • 1963-65, C, 6-8 • 1,109 CAREER POINTS**

| YEAR    | G  | GS | MIN | AVG | FG  | FGA | PCT  | 3FG | FGA | PCT | FT  | FTA | PCT  | REB | RPG  | A | APG | TO | BLK | STL | PTS  | PPG  |
|---------|----|----|-----|-----|-----|-----|------|-----|-----|-----|-----|-----|------|-----|------|---|-----|----|-----|-----|------|------|
| 1963-64 | 25 | —  | —   | —   | 192 | 425 | .452 | —   | —   | —   | 123 | 166 | .741 | 330 | 13.2 | — | —   | —  | —   | —   | 507  | 20.3 |
| 1964-65 | 28 | —  | —   | —   | 218 | 444 | .491 | —   | —   | —   | 166 | 206 | .806 | 348 | 12.4 | — | —   | —  | —   | —   | 602  | 21.5 |
| Totals  | 53 | —  | —   | —   | 410 | 869 | .472 | —   | —   | —   | 289 | 372 | .777 | 678 | 12.8 | — | —   | —  | —   | —   | 1109 | 20.9 |

• Helms and Look All-American

• Two-time All-WAC First Team honoree and WAC Player of the Year as a senior

**38. GARY EARNEST • 1958-61, G, 6-0 • 1,108 CAREER POINTS**

| YEAR    | G  | GS | MIN | AVG | FG  | FGA  | PCT  | 3FG | FGA | PCT | FT  | FTA | PCT  | REB | RPG | A | APG | TO | BLK | STL | PTS  | PPG  |
|---------|----|----|-----|-----|-----|------|------|-----|-----|-----|-----|-----|------|-----|-----|---|-----|----|-----|-----|------|------|
| 1958-59 | 26 | —  | —   | —   | 142 | 357  | .398 | —   | —   | —   | 76  | 113 | .673 | 95  | 3.7 | — | —   | —  | —   | —   | 360  | 13.8 |
| 1959-60 | 25 | —  | —   | —   | 119 | 380  | .313 | —   | —   | —   | 81  | 102 | .794 | 80  | 3.2 | — | —   | —  | —   | —   | 319  | 12.8 |
| 1960-61 | 26 | —  | —   | —   | 161 | 377  | .427 | —   | —   | —   | 107 | 137 | .781 | 60  | 2.3 | — | —   | —  | —   | —   | 429  | 16.5 |
| Totals  | 77 | —  | —   | —   | 422 | 1114 | .379 | —   | —   | —   | 264 | 352 | .750 | 235 | 3.1 | — | —   | —  | —   | —   | 1108 | 14.4 |

• First-team all-conference as a senior

• All-Skyline recognition as a sophomore

**39. TERRELL LYDAY • 1999-01, G, 6-3 • 1,105 CAREER POINTS**

| YEAR    | G  | GS | MIN  | AVG  | FG  | FGA | PCT  | 3FG | FGA | PCT  | FT  | FTA | PCT  | REB | RPG | A   | APG | TO  | BLK | STL | PTS  | PPG  |
|---------|----|----|------|------|-----|-----|------|-----|-----|------|-----|-----|------|-----|-----|-----|-----|-----|-----|-----|------|------|
| 1999-00 | 33 | 33 | 1098 | 33.3 | 183 | 405 | .452 | 67  | 170 | .394 | 132 | 178 | .742 | 133 | 4.0 | 61  | 1.8 | 78  | 12  | 62  | 565  | 17.1 |
| 2000-01 | 33 | 33 | 1082 | 32.8 | 159 | 395 | .403 | 60  | 151 | .397 | 162 | 197 | .822 | 92  | 2.8 | 66  | 2.0 | 76  | 13  | 37  | 540  | 16.4 |
| Totals  | 66 | 66 | 2180 | 33.0 | 342 | 800 | .428 | 127 | 321 | .396 | 294 | 375 | .784 | 225 | 3.4 | 127 | 1.9 | 154 | 25  | 99  | 1105 | 16.7 |

• First-team All-MWC and all-tournament as a senior

• MWC Newcomer of the Year as a junior

**40. MARK HANDY • 1973-77 • 1,098 CAREER POINTS**

| YEAR    | G  | GS | MIN  | AVG  | FG  | FGA | PCT  | 3FG | FGA | PCT | FT  | FTA | PCT  | REB | RPG | A  | APG | TO | BLK | STL | PTS  | PPG  |
|---------|----|----|------|------|-----|-----|------|-----|-----|-----|-----|-----|------|-----|-----|----|-----|----|-----|-----|------|------|
| 1973-74 | 26 | —  | —    | —    | 105 | 216 | .486 | —   | —   | —   | 45  | 65  | .692 | 227 | 8.7 | —  | —   | —  | —   | —   | 255  | 9.8  |
| 1974-75 | 26 | —  | —    | —    | 119 | 222 | .536 | —   | —   | —   | 67  | 97  | .691 | 236 | 9.1 | —  | —   | —  | —   | —   | 305  | 11.7 |
| 1975-76 | 19 | —  | 595  | 31.3 | 105 | 208 | .505 | —   | —   | —   | 40  | 56  | .714 | 168 | 8.8 | 45 | 2.4 | —  | —   | —   | 250  | 13.2 |
| 1976-77 | 25 | —  | 750  | 30.0 | 113 | 207 | .546 | —   | —   | —   | 62  | 81  | .765 | 170 | 6.8 | 26 | 1.0 | —  | —   | —   | 288  | 11.5 |
| Totals  | 96 | —  | 1345 | 14.0 | 442 | 853 | .518 | —   | —   | —   | 214 | 299 | .716 | 801 | 8.3 | 71 | 0.7 | —  | —   | —   | 1098 | 11.4 |

• A four-year starter

**41. BRUCE BURTON • 1960-63, F, 6-4 • 1,089 CAREER POINTS**

| YEAR    | G  | GS | MIN | AVG | FG  | FGA  | PCT  | 3FG | FGA | PCT | FT  | FTA | PCT  | REB | RPG  | A | APG | TO | BLK | STL | PTS  | PPG  |
|---------|----|----|-----|-----|-----|------|------|-----|-----|-----|-----|-----|------|-----|------|---|-----|----|-----|-----|------|------|
| 1960-61 | 26 | —  | —   | —   | 122 | 302  | .404 | —   | —   | —   | 38  | 72  | .528 | 234 | 9.0  | — | —   | —  | —   | —   | 282  | 10.8 |
| 1961-62 | 26 | —  | —   | —   | 160 | 363  | .441 | —   | —   | —   | 42  | 74  | .568 | 271 | 10.4 | — | —   | —  | —   | —   | 362  | 13.9 |
| 1962-63 | 26 | —  | —   | —   | 192 | 408  | .471 | —   | —   | —   | 61  | 97  | .629 | 271 | 10.4 | — | —   | —  | —   | —   | 445  | 17.1 |
| Totals  | 78 | —  | —   | —   | 474 | 1073 | .442 | —   | —   | —   | 141 | 243 | .580 | 776 | 9.9  | — | —   | —  | —   | —   | 1089 | 14.0 |

• First-team All-WAC as a senior

**42. KEENA YOUNG • 2005-07, F, 6-6 • 1,068 CAREER POINTS**

| YEAR    | G  | GS | MIN  | AVG  | FG  | FGA | PCT  | 3FG | FGA | PCT  | FT  | FTA | PCT  | REB | RPG | A  | APG | TO  | BLK | STL | PTS  | PPG  |
|---------|----|----|------|------|-----|-----|------|-----|-----|------|-----|-----|------|-----|-----|----|-----|-----|-----|-----|------|------|
| 2004-05 | 25 | 15 | 555  | 22.2 | 74  | 149 | .497 | 0   | 3   | .000 | 31  | 51  | .608 | 140 | 5.6 | 17 | 0.7 | 23  | 17  | 15  | 179  | 7.2  |
| 2005-06 | 29 | 14 | 679  | 23.4 | 113 | 216 | .523 | 0   | 1   | .000 | 73  | 94  | .777 | 167 | 5.8 | 32 | 1.1 | 43  | 11  | 18  | 299  | 10.3 |
| 2006-07 | 34 | 34 | 984  | 28.9 | 236 | 435 | .543 | 0   | 0   | .000 | 118 | 147 | .803 | 223 | 6.6 | 50 | 1.5 | 75  | 5   | 15  | 590  | 17.4 |
| Totals  | 88 | 63 | 2218 | 25.2 | 423 | 800 | .529 | 0   | 4   | .000 | 222 | 292 | .760 | 530 | 6.0 | 99 | 1.1 | 141 | 33  | 48  | 1068 | 12.1 |

• 2007 AP All-America Honorable Mention

• 2007 MWC Player of the Year

**43. SCOTT RUNIA • 1976-80, G, 6-1 • 1,051 CAREER POINTS**

| YEAR    | G   | GS | MIN  | AVG  | FG  | FGA | PCT  | 3FG | FGA | PCT | FT  | FTA | PCT  | REB | RPG | A   | APG | TO  | BLK | STL | PTS  | PPG  |
|---------|-----|----|------|------|-----|-----|------|-----|-----|-----|-----|-----|------|-----|-----|-----|-----|-----|-----|-----|------|------|
| 1976-77 | 26  | —  | 572  | 22.0 | 61  | 153 | .399 | —   | —   | —   | 28  | 37  | .757 | 48  | 1.8 | 65  | 2.5 | —   | —   | —   | 150  | 5.8  |
| 1977-78 | 30  | —  | 1080 | 36.0 | 150 | 280 | .536 | —   | —   | —   | 40  | 50  | .800 | 63  | 2.1 | 145 | 4.8 | 67  | 2   | 35  | 340  | 11.3 |
| 1978-79 | 25  | —  | 820  | 32.8 | 120 | 247 | .486 | —   | —   | —   | 50  | 57  | .877 | 62  | 2.5 | 100 | 4.0 | 62  | 2   | 31  | 290  | 11.6 |
| 1979-80 | 29  | —  | 788  | 27.2 | 114 | 248 | .460 | —   | —   | —   | 43  | 51  | .843 | 38  | 1.3 | 95  | 3.3 | 56  | 4   | 26  | 271  | 9.3  |
| Totals  | 110 | —  | 3260 | 29.6 | 445 | 928 | .480 | —   | —   | —   | 161 | 195 | .826 | 211 | 1.9 | 405 | 3.7 | 185 | 8   | 92  | 1051 | 9.6  |

• Second-team All-WAC as a junior

**44. BERNIE FRYER • 1970-72, G, 6-3 • 1,030 CAREER POINTS**

| YEAR    | G  | GS | MIN | AVG | FG  | FGA | PCT  | 3FG | FGA | PCT | FT  | FTA | PCT  | REB | RPG | A | APG | TO | BLK | STL | PTS  | PPG  |
|---------|----|----|-----|-----|-----|-----|------|-----|-----|-----|-----|-----|------|-----|-----|---|-----|----|-----|-----|------|------|
| 1970-71 | 29 | —  | —   | —   | 196 | 433 | .453 | —   | —   | —   | 165 | 222 | .743 | 130 | 4.5 | — | —   | —  | —   | —   | 557  | 19.2 |
| 1971-72 | 26 | —  | —   | —   | 168 | 353 | .476 | —   | —   | —   | 137 | 180 | .761 | 82  | 3.2 | — | —   | —  | —   | —   | 473  | 18.2 |
| Totals  | 55 | —  | —   | —   | 364 | 786 | .463 | —   | —   | —   | 302 | 402 | .751 | 212 | 3.9 | — | —   | —  | —   | —   | 1030 | 18.7 |

• First-team All-WAC as a senior

**45. DAVE EASTIS • 1958-61, C, 6-5 • 1,015 CAREER POINTS**

| YEAR    | G  | GS | MIN | AVG | FG  | FGA | PCT  | 3FG | FGA | PCT | FT  | FTA | PCT  | REB | RPG  | A | APG | TO | BLK | STL | PTS  | PPG  |
|---------|----|----|-----|-----|-----|-----|------|-----|-----|-----|-----|-----|------|-----|------|---|-----|----|-----|-----|------|------|
| 1958-59 | 19 | —  | —   | —   | 59  | 137 | .431 | —   | —   | —   | 28  | 53  | .528 | 109 | 5.7  | — | —   | —  | —   | —   | 146  | 7.7  |
| 1959-60 | 24 | —  | —   | —   | 181 | 397 | .456 | —   | —   | —   | 121 | 174 | .695 | 245 | 10.2 | — | —   | —  | —   | —   | 483  | 20.1 |
| 1960-61 | 26 | —  | —   | —   | 132 | 330 | .400 | —   | —   | —   | 122 | 158 | .772 | 243 | 9.3  | — | —   | —  | —   | —   | 386  | 14.8 |
| Totals  | 69 | —  | —   | —   | 372 | 864 | .431 | —   | —   | —   | 271 | 385 | .704 | 597 | 8.7  | — | —   | —  | —   | —   | 1015 | 14.7 |

• First-team all-conference as a senior

## MARRIOTT CENTER RECORDS

## TEAM SINGLE GAME

## MOST FIELD GOALS ATTEMPTED

102 North Texas vs. BYU, Dec. 12, 1980

## MOST FIELD GOALS MADE

58 Southern Utah vs. South Alabama, Dec. 10, 1994

## BEST FIELD GOAL PERCENTAGE

.744 Georgetown vs. Oregon State, Mar. 19, 1982

## MOST 3-POINT FIELD GOALS ATTEMPTED

51 Arizona State vs. BYU, Dec. 1, 1992

## MOST 3-POINT FIELD GOALS MADE

16 Arizona State vs. BYU, Dec. 1, 1992

## BEST 3-POINT FIELD GOAL PERCENTAGE

.813 BYU vs. New Mexico, 13/16, Jan. 26, 2008

## MOST FREE THROWS ATTEMPTED

47 BYU vs. Tulsa, Dec. 22, 1990

47 BYU vs. Southern Utah, Nov. 24, 1999

## MOST FREE THROWS MADE

37 BYU vs. Utah, Jan. 14, 1984

37 BYU vs. Utah State, Dec. 18, 1992

37 BYU vs. Southern Utah, Nov. 24, 1999

## BEST FREE THROW PERCENTAGE

1.000 SW Mo. vs. Santa Clara, 15/15, Dec. 14, 1984

.960 UNLV, 24/25, Feb. 5, 2011

.955 BYU vs. New Mexico, 21/22, Feb. 18, 1989

## MOST REBOUNDS

76 UCLA vs. Weber State, Mar. 16, 1972

## BIGGEST REBOUND MARGIN OVER OPPONENT

38 BYU vs. Morgan State, 59-21, Dec. 28, 1995

## MOST PERSONAL FOULS

34 North Texas vs. BYU, Dec. 12, 1980

34 Washington vs. BYU, Dec. 22, 1984

## FEWEST PERSONAL FOULS

5 BYU vs. Michigan State, Dec. 16, 1980

## ASSISTS

36 Southern Utah vs. South Alabama, Dec. 10, 1994

34 BYU vs. Northeast Louisiana, Jan. 4, 1975

34 BYU vs. Wyoming, Jan. 15, 1977

34 BYU vs. San Diego State, Mar. 1, 1980

## POINTS

140 Southern Utah vs. South Alabama, Dec. 10, 1994

## POINTS IN FIRST HALF

61 Southern Utah vs. South Alabama, Dec. 10, 1994

## POINTS IN SECOND HALF

79 Southern Utah vs. South Alabama, Dec. 10, 1994

## LARGEST SCORING MARGIN

68 So. Utah vs. So. Alabama, 140-72, Dec. 10, 1994

## FEWEST POINTS IN A GAME

25 BYU vs. Wyoming, Jan. 23, 1982

## FEWEST POINTS IN FIRST HALF

10 Air Force vs. BYU, Feb. 3, 2003

10 Mississippi Valley State, Nov. 23, 2010

## FEWEST POINTS IN SECOND HALF

12 BYU vs. Wyoming, Jan 18, 1980

## FEWEST FIELD GOALS ATTEMPTED

29 Wyoming vs. BYU, Jan. 23, 1982

## FEWEST FIELD GOALS MADE

10 BYU vs. Wyoming, Jan. 23, 1982

10 BYU vs. Southern Utah, Dec. 14, 2000

## FEWEST FREE THROWS ATTEMPTED

2 UTEP vs. BYU, Feb. 15, 1973

## FEWEST FREE THROWS MADE

1 UTEP vs. BYU, Feb. 15, 1973

1 BYU vs. Niagara, Dec. 11, 1976

## MOST TURNOVERS COMMITTED

32 New Mexico vs. BYU, Jan. 30, 1976

## MOST BLOCKED SHOTS

17 BYU vs. E. Kentucky, Dec. 7, 1990

## MOST STEALS

19 BYU vs. James Madison, Dec. 19, 1990

## INDIVIDUAL SINGLE GAME

## FIELD GOALS ATTEMPTED

36 Mich. Brooks, La Salle vs. BYU, Dec. 15, 1979

## FIELD GOALS MADE

24 Michael Brooks, La Salle vs. BYU, Dec. 15, 1979

## FIELD GOAL PERCENTAGE (12 ATT)

.917 Scott Runia, BYU vs. Wyo., 11/12, Feb. 11, 1978

.917 Devin Durrant, BYU vs. St. Mary's, 11/12, Dec. 10, '83

## 3-POINT FIELD GOALS ATTEMPTED

18 Jack Hurd, La Salle vs. BYU, Feb. 15, 1992

## 3-POINT FIELD GOALS MADE

9 Jay Goodman, Utah St. vs. BYU, Nov. 24, 1990

## 3-POINT FIELD GOAL PCT. (MIN. 5 ATT)

1.000 Brock Zylstra, BYU vs. Utah, 6/6, Jan. 7, 2012

1.000 Nathan Call, BYU vs. Utah, 6/6, Mar. 3, 1991

1.000 D. Praylow, Wichita St. vs. BYU, 5/5, Jan. 28, 1989

1.000 Paris Bryant, Wyo. vs. BYU, 5/5, Jan. 26, 1991

1.000 Danny Bower, BYU vs. Wyoming, 5/5, Jan. 15, 1998

1.000 Jonathan Tavemari, BYU vs. CSU, 5/5, Feb. 11, 2009

## FREE THROWS ATTEMPTED

19 Timo Saarelainen, BYU vs. Hawaii, Feb. 1, 1985

## FREE THROWS MADE

16 K. Van Horn, Utah vs. BYU, 16/16, Mar. 2, 1996

16 David Rivers, Notre Dame vs. BYU, Jan. 13, 1986

16 Jimmer Fredette, BYU vs. UNLV, Feb. 5, 2011

## FREE THROW PERCENTAGE (12 ATT.)

1.000 Jimmer Fredette, BYU vs. UNLV, 16/16, Feb. 5, 2011

1.000 Keith Van Horn, Utah vs. BYU, 16/16, Mar. 2, 1996

1.000 Andy Toolson, BYU vs. Calif., 14/14, Feb. 14, 1989

1.000 Marty Haws, BYU vs. Hawaii, 13/13, Feb. 2, 1990

1.000 K. Youngblood, USU vs. BYU, 13/13, Dec. 13, 1991

1.000 K. Roberts, BYU vs. S. Utah, 13/13, Dec. 9, 1994

1.000 D. Ainge, BYU vs. SDSU, 12/12, Mar. 1, 1980

1.000 F. Roberts, BYU vs. Wash., 12/12, Mar. 10, 1982

1.000 D. Durrant, BYU vs. Wyo, 12/12, Jan. 26, 1984

1.000 Jimmer Fredette, BYU vs. New Mexico, Mar. 2, 2011

## REBOUNDS

23 Alan Taylor, BYU vs. San Diego State, Mar. 1, 1980

23 Steve Trumbo, BYU vs. Air Force, Jan. 21, 1982

## POINTS SCORED

51 Michael Brooks, La Salle vs. BYU, Dec. 15, 1979

## ASSISTS

16 Mike May, BYU vs. Niagara, Dec. 11, 1976

15 Matt Montague, BYU vs. Idaho, Dec. 5, 2001

15 Matt Montague, BYU vs. Wyoming, Feb. 2, 2002

## BLOCKED SHOTS

14 Shawn Bradley, BYU vs. East. Kentucky, Dec. 7, 1990

## COMBINED TEAM SINGLE GAME

## FIELD GOALS ATTEMPTED

175 Utah St. (97) vs. BYU (78), Jan. 22, 1972

175 N. Texas (102) vs. BYU (73), Dec. 12, 1980

## FIELD GOALS MADE

91 La Salle (47) vs. BYU (44), Dec. 15, 1979

## 3-POINT FIELD GOALS ATTEMPTED

63 CS Northridge (38) vs. S. F. Austin (25), Dec. 9, 1995

## 3-POINT FIELD GOALS MADE

24 MSU-Billings (14) vs. BYU (10), Jan. 11, 2005

23 New Mexico (12) vs. BYU (11), Feb. 1, 2003

23 New Mexico (14) vs. BYU (9), Feb. 21, 2004

23 New Mexico (14) vs. BYU (9), Feb. 14, 2007

## FREE THROWS ATTEMPTED

87 BYU (46) vs. Washington (41), Dec. 22, 1984

## FREE THROWS MADE

60 BYU (31) vs. Utah State (29), Nov. 24, 1990

## REBOUNDS

130 UCLA (76) vs. Weber State (54), Mar. 16, 1972

## PERSONAL FOULS

63 Washington (34) vs. BYU (29), Dec. 22, 1984

63 Utah (32) vs. BYU (31), Mar. 2, 1985

## PLAYERS DISQUALIFIED

6 BYU (3) vs. Colorado State (3), Mar. 5, 1976

6 BYU (4) vs. Utah State (2), Dec. 27, 1980

## POINTS SCORED

233 BYU (121) vs. Utah St. (112), OT, Dec. 19, 1987

## TURNOVERS

60 New Mexico (32) vs. BYU (28), Jan. 30, 1976



**ALAN TAYLOR**  
**23 REBOUNDS**  
**31/80**



**POINTS**

- 37, Jimmer Fredette vs Florida (3/18/10)-20T
- 37, Danny Ainge vs UCLA (3/14/81)
- 34, Jimmer Fredette vs. Gonzaga (3/19/11)
- 32, Jimmer Fredette vs. Florida (3/24/11)-OT
- 32, Jimmer Fredette vs Wofford (3/17/11)
- 30, Kresimir Cosic vs Utah State (3/13/71)
- 30, Joe Nelson vs UCLA (3/25/50)
- 29, Michael Smith vs NC Charlotte (3/17/88)
- 28, Devin Durrant vs. Kentucky (3/17/84)
- 27, Harry Anderson vs. Idaho St. (3/16/57)
- 27, Kresimir Cosic vs Long Beach (3/11/72)
- 27, Alan Taylor vs Clemson (3/8/80)
- 26, Michael Loyd, Jr. (3/18/10)-20T
- 26, Gary Trost vs SMU (3/18/93)
- 25, Jeff Chatman vs New Orleans (3/12/87)
- 25, Mekeli Wesley vs Cincinnati (3/15/01)
- 24, Bob Quinney vs OCU (3/13/65)
- 24, Steve Kelly vs UCLA (3/18/71)
- 24, Nick Sanderson vs Kansas (3/20/93)
- 24, Rafael Araujo vs. Syracuse (3/18/04)
- 24, Keena Young vs Xavier (3/15/07)
- 23, John Fairchild vs UCLA (3/12/65)
- 23, Noah Hartsock vs. Iona (3/13/12)
- 21, Jimmer Fredette vs. Kansas State (3/20/10)
- 21, Danny Ainge vs Princeton (3/12/81)
- 21, Michael Smith vs Louisville (3/19/88)
- 21, Travis Hansen vs. UConn (3/20/03)
- 20, Russell Larson vs Tulane (3/16/95)
- 20, Kenneth Roberts vs Tulane (3/16/95)

**FIELD GOALS**

- 14, Danny Ainge vs UCLA (3/14/81)
- 13, Jimmer Fredette vs. Florida (3/18/10)-20T
- 12, Joe Nelson vs. UCLA (3/25/50)
- 11, Devin Durrant vs. Kentucky (3/17/84)
- 11, Jimmer Fredette vs. Florida (3/24/11)-OT
- 11, Jeff Chatman vs New Orleans (3/12/87)
- 11, Michael Smith vs NC Charlotte (3/17/88)
- 11, Jimmer Fredette vs. Gonzaga (3/19/11)
- 10, Mel Hutchins vs. San Jose St. (3/21/51)
- 10, Alan Taylor vs. Clemson (3/8/80)
- 10, Bob Quinney vs OCU (3/13/65)
- 10, Kresimir Cosic vs Utah State (3/13/71)
- 10, Kenneth Roberts vs Tulane (3/16/95)
- 10, Keena Young vs Xavier (3/15/07)
- 10, Jimmer Fredette vs Wofford (3/17/11)
- 10, Noah Hartsock vs. Iona (3/13/12)

**FIELD GOALS ATTEMPTED**

- 29, Jimmer Fredette vs. Florida (3/24/11)-OT
- 26, Jimmer Fredette vs. Florida (3/18/10)-20T
- 25, Michael Smith vs New Orleans (3/12/87)
- 25, Jimmer Fredette vs. Wofford (3/17/11)
- 25, Joe Nelson vs. UCLA (3/25/50)
- 23, Joe Nelson vs. Baylor (3/24/50)
- 23, Roland Minson vs. Washington (3/24/51)
- 23, Mel Hutchins vs. San Jose St. (3/21/51)
- 23, Dick Nemelka vs OCU (3/13/65)
- 23, Keena Young vs Xavier (3/15/07)
- 23, Jimmer Fredette vs. Gonzaga (3/19/11)
- 22, Danny Ainge vs UCLA (3/14/81)
- 22, Mel Hutchins vs. Baylor (3/24/50)
- 21, Joe Richey vs. San Jose St. (3/21/51)
- 21, Steve Kelly vs Pacific (3/20/71)
- 21, Travis Hansen vs. UConn (3/20/03)
- 20, Kresimir Cosic vs Long Beach (3/11/72)
- 20, Michael Smith vs Louisville (3/19/88)

**3-POINT FIELD GOALS**

- 7, Jimmer Fredette vs. Gonzaga (3/19/11)
- 6, Nick Sanderson vs Kansas (3/20/93)
- 5, Nick Sanderson vs Louisiana State (3/19/92)
- 5, Mike Rose vs Xavier (3/15/07)
- 4, Michael Smith vs Louisville (3/19/88)
- 4, Luiz Lemes vs. Syracuse (3/18/04)
- 4, Jimmer Fredette vs. Florida (3/24/11)-OT
- 3, Jackson Emery vs. Florida (3/24/11)-OT
- 3, Jackson Emery vs. Kansas State (3/20/10)
- 3, Jimmer Fredette vs. Florida (3/18/10)-20T
- 3, Michael Loyd, Jr. vs. Florida (3/18/10)-20T
- 3, Mike Hall vs. Syracuse (3/18/04)
- 3, Mark Bigelow vs. Syracuse (3/18/04)
- 3, Robbie Reid vs Tulane (3/16/95)
- 3, Trent Whiting vs Cincinnati (3/15/01)
- 3, Jonathan Tavernari vs. Texas A&M (3/20/08)
- 3, Jonathan Tavernari vs. Texas A&M (3/19/09)
- 3, Jackson Emery vs. Gonzaga (3/19/11)
- 3, Noah Hartsock vs. Gonzaga (3/19/11)
- 3, Craig Cusick vs Marquette (3/15/12)

- 3, Andy Toolson vs. Louisville (3/19/88)
- 3, Nathan Call vs. LSU (3/19/92)
- 3, Mark Heslop vs. LSU (3/19/92)

**3-POINT FIELD GOALS ATTEMPTED**

- 15, Nick Sanderson vs Kansas (3/20/93)
- 15, Jimmer Fredette vs. Florida (3/24/11)-OT
- 13, Nick Sanderson vs Louisiana State (3/19/92)
- 12, Jimmer Fredette vs. Gonzaga (3/19/11)
- 10, Mark Bigelow vs. Syracuse (3/18/04)

**FREE THROWS**

- 13, Bernie Fryer vs Utah State (3/13/71)
- 10, Jimmer Fredette vs. Kansas State (3/20/10)
- 10, Jimmer Fredette vs. Wofford (3/17/11)
- 10, Kresimir Cosic vs. Utah St. (3/13/71)
- 10, John Benson vs. Idaho St. (3/16/57)
- 9, Harry Anderson vs. Idaho St. (3/16/57)
- 9, Michael Loyd, Jr. vs. Florida (3/18/10)-20T
- 9, Kresimir Cosic vs Long Beach (3/11/72)
- 9, Danny Ainge vs UCLA (3/14/81)
- 9, Jim Usevitch vs Louisville (3/19/88)
- 8, Jimmer Fredette vs. Florida (3/18/10)-20T
- 8, John Fairchild vs OCU (3/13/65)
- 8, Marty Haws vs NC Charlotte (3/17/88)
- 8, Mekeli Wesley vs Cincinnati (3/15/01)

**FREE THROWS ATTEMPTED**

- 15, Bernie Fryer vs Utah State (3/13/71)
- 13, Harry Anderson vs. Idaho St. (3/16/57)
- 12, Kresimir Cosic vs. Utah St. (3/13/71)
- 12, John Benson vs. Idaho St. (3/16/57)
- 12, John Fairchild vs OCU (3/13/65)
- 12, Jimmer Fredette vs. Wofford (3/17/11)
- 11, Alan Taylor vs. Clemson (3/8/80)
- 11, Jimmer Fredette vs. Kansas State (3/20/10)
- 11, Brandon Davies vs. Marquette (3/15/12)
- 10, Michael Loyd, Jr. vs. Florida (3/18/10)-20T
- 10, Jimmer Fredette vs. Florida (3/18/10)-20T
- 10, Fred Roberts vs Princeton (3/12/81)
- 10, Danny Ainge vs UCLA (3/14/81)
- 10, Jim Usevitch vs Louisville (3/19/88)
- 10, Gary Trost vs SMU (3/18/93)
- 10, Jimmer Fredette vs. Texas A&M (3/19/09)

**REBOUNDS**

- 23, Kresimir Cosic vs UCLA (3/18/71)
- 21, John Fairchild vs OCU (3/13/65)
- 15, Kyle Collinsworth vs. Florida (3/24/11)-OT
- 15, Michael Smith vs New Orleans (3/12/87)
- 15, Brandon Davies vs. Iona (3/13/12)
- 13, John Fairchild vs UCLA (3/12/65)
- 13, Paul Ruffner vs NMSU (3/8/69)
- 13, Kresimir Cosic vs Pacific (3/20/71)
- 13, Kresimir Cosic vs Long Beach (3/11/72)
- 13, Brian Ambrozich vs Long Beach (3/11/72)
- 13, Steve Trumbo vs UCLA (3/14/81)
- 13, Michael Smith vs NC Charlotte (3/17/88)
- 13, Brett Applegate vs. UAB (3/15/84)
- 12, Steve Kramer vs Temple (3/14/66)
- 12, Rafael Araujo vs. Syracuse (3/18/04)
- 12, Brandon Davies vs. Marquette (3/15/12)
- 11, Kresimir Cosic vs Utah State (3/13/71)
- 11, Michael Smith vs Louisville (3/19/88)
- 11, Gary Trost vs Virginia (3/14/91)
- 11, Gary Trost vs Virginia (3/16/91)
- 11, Kyle Collinsworth vs Wofford (3/17/11)
- 10, Steve Trumbo vs Washington (3/10/82)
- 10, Greg Kite vs Washington (3/10/82)
- 10, Jared Miller vs SMU (3/18/93)
- 10, Jared Miller vs Kansas (3/20/93)
- 10, Keena Young vs Xavier (3/15/07)

**ASSISTS**

- 9, Luiz Lemes vs. Syracuse (3/18/04)
- 8, Randy Reid vs SMU (3/18/93)
- 8, Gary Trost vs Kansas (3/20/93)
- 8, Craig Cusick vs. Iona (3/13/12)
- 7, Steve Craig vs UCLA (3/14/81)
- 7, Nathan Call vs Arizona (3/16/91)
- 7, Nathan Call vs Louisiana State (3/19/92)
- 7, Jimmer Fredette vs. Wofford (3/17/11)
- 6, Fred Roberts vs. Clemson (3/8/80)
- 6, Bernie Fryer vs UCLA (3/18/71)
- 6, Steve Kelly vs Pacific (3/20/71)
- 6, Brian Taylor vs NC Charlotte (3/17/88)
- 6, Robbie Reid vs Tulane (3/16/95)
- 6, Lee Cummmard vs. Texas A&M (3/19/09)
- 6, Jimmer Fredette vs. Gonzaga (3/19/11)

**BLOCKED SHOTS**

- 10, Shawn Bradley vs Virginia (3/14/91)
- 4, Greg Kite vs UCLA (3/14/81)
- 2, Jeff Chatman vs Louisville (3/19/88)
- 2, Kenneth Roberts vs Arizona (3/16/91)
- 2, Steve Schreiner vs Arizona (3/16/91)
- 2, Shawn Bradley vs Arizona (3/16/91)
- 2, Jared Miller vs Arizona (3/16/91)
- 2, Travis Hansen vs. UConn (3/20/03)
- 2, James Anderson vs. Gonzaga (3/19/11)
- 2, Noah Hartsock vs. Iona (3/13/12)
- 2, Brandon Davies vs. Iona (3/13/12)
- 2, Brandon Davies vs. Marquette (3/15/12)
- 2, Nate Austin vs. Marquette (3/15/12)

**STEALS**

- 5, Robbie Reid vs Tulane (3/16/95)
- 4, Michael Loyd, Jr. vs. Florida (3/18/10)-20T
- 4, Nathan Call vs Louisiana State (3/19/92)
- 4, Jimmer Fredette vs. Texas A&M (3/19/09)
- 4, Kyle Collinsworth vs. Wofford (3/17/11)
- 3, Noah Hartsock vs. Florida (3/24/11)-OT
- 3, Jonathan Tavernari vs. Florida (3/18/10)-20T
- 3, Alan Taylor vs San Francisco (3/10/79)
- 3, Danny Ainge vs UCLA (3/14/81)
- 3, Danny Ainge vs Notre Dame (3/19/81)
- 3, Andy Toolson vs Clemson (3/15/90)
- 3, Travis Hansen vs. UConn (3/20/03)
- 3, Jackson Emery vs. Gonzaga (3/19/11)
- 3, Kyle Collinsworth vs. Gonzaga (3/19/11)
- 3, Brandon Davies vs. Iona (3/13/12)

**MINUTES**

- 46, Jimmer Fredette vs. Florida (3/18/10)-20T
- 44, Jimmer Fredette vs. Florida (3/24/11)-OT
- 42, Noah Hartsock vs. Florida (3/24/11)-OT
- 42, Michael Smith vs NC Charlotte (3/17/88)-OT
- 40, 11 players

**CAREER NCAA POINTS**

- Jimmer Fredette – 184
- Danny Ainge – 107
- Noah Hartsock – 96
- Kresimir Cosic – 89
- Michael Smith – 87
- Mel Hutchins – 81
- Bernie Fryer – 75
- Fred Roberts – 75
- Roland Minson – 73
- Gary Trost – 72
- Devin Durrant – 67
- Jim Usevitch – 63
- Jackson Emery – 62
- Jeff Chatman – 61
- Steve Kelly – 58
- Russell Larson – 57
- Nick Sanderson – 52
- Alan Taylor – 43
- Brandon Davies – 42
- Nate Call – 40
- Mark Bigelow – 39
- John Fairchild – 39
- Steve Craig – 38
- Marty Haws – 37
- Jonathan Tavernari – 37
- Charles Abou – 37
- Lee Cummmard – 36
- Phil Tollestrup – 32
- Rafael Araujo – 30
- Mike Gardner – 30
- Jared Miller – 30
- Jim Miller – 30
- Steve Kramer – 28
- Bob Quinney – 28
- Michael Loyd, Jr. – 28
- Andy Toolson – 27
- Mark Heslop – 26
- Steve Schreiner – 26
- Steve Trumbo – 26
- Kevin Nixon – 24
- Doug Richards – 24
- Kenneth Roberts – 24
- Scott Rurnia – 24
- Brian Taylor – 24
- Keena Young – 24
- Trent Plaisted – 22
- Greg Kite – 22
- Stephen Rogers – 17
- Logan Magnusson – 16



**POINTS**

- 37, Tyler Haws vs. Washington (3/19/13)
- 28, Roland Minson vs. St. Louis (3/12/51)
- 27, Dick Nemelka vs Temple (3/14/66)
- 26, Roland Minson vs. Seton Hall (3/15/51)
- 26, Roland Minson vs. Dayton (3/17/51)
- 26, Brandon Davies vs. Mercer (3/25/13)
- 25, Tyler Haws at Southern Miss (3/27/13)
- 25, Tyler Haws vs. Baylor (4/2/13)
- 24, Tyler Haws vs. Mercer (3/25/13)
- 23, Steve Kramer vs. Army (3/17/66)
- 23, Travis Hansen vs UC Irvine (3/14/02)
- 23, Brock Zylstra at Southern Miss (3/27/13)
- 22, Fred Roberts vs Washington (3/10/82)
- 22, Jeff Congdon vs. Temple (3/14/66)
- 22, Russell Larson vs ASU (3/17/94)
- 22, Brandon Davies vs. Washington (3/19/13)
- 21, Gary Hill vs NYU (3/19/66)
- 21, Craig Raymond vs NYU (3/19/66)
- 20, Tom Gneiting vs SMU (3/13/86)
- 20, Jeff Chatman vs Calif. Irvine (3/18/86)
- 20, Steve Kramer vs. NYU (3/19/66)
- 20, Matt Carlino vs. Washington (3/19/13)
- 19, Terrell Lyday vs Southern Illinois (3/20/00)
- 19, Tom Gneiting vs Calif. Irvine (3/18/86)
- 19, Matt Carlino vs. Baylor (4/2/13)
- 18, Trent Plaisted at Houston (3/15/06)
- 18, Matt Carlino vs. Mercer (3/25/13)

**FIELD GOALS**

- 15, Tyler Haws vs. Washington (3/19/13)
- 13, Roland Minson vs. St. Louis (3/12/51)
- 11, Roland Minson vs. Seton Hall (3/15/51)
- 11, Roland Minson vs. Dayton (3/17/51)
- 11, Tyler Haws at Southern Miss (3/27/13)
- 10, Dick Nemelka vs Temple (3/14/66)
- 10, Craig Raymond vs NYU (3/19/66)
- 9, Jeff Chatman vs Calif. Irvine (3/18/86)
- 9, Joe Richey vs. Niagara (3/9/53)
- 9, Jeff Congdon vs. Temple (3/14/66)
- 9, Steve Kramer vs. NYU (3/19/66)
- 9, Gary Hill vs. NYU (3/19/66)
- 9, Russell Larson vs ASU (3/17/94)
- 9, Tyler Haws vs. Baylor (4/2/13)
- 8, Travis Hansen vs UC Irvine (3/14/02)
- 8, Terrell Lyday vs Southern Illinois (3/20/00)
- 8, Brandon Davies vs. Washington (3/19/13)
- 8, Brandon Davies vs. Mercer (3/25/13)
- 8, Tyler Haws vs. Mercer (3/25/13)
- 7, Travis Hansen at Memphis (3/20/02)
- 7, Richie Webb vs SMU (3/13/86)
- 7, Jeff Chatman vs Ohio State (3/21/86)
- 7, Richie Webb vs Ohio State (3/21/86)
- 7, Brock Zylstra at Southern Miss (3/27/13)
- 7, Matt Carlino vs. Baylor (4/2/13)

**FIELD GOALS ATTEMPTED**

- 24, Tyler Haws vs. Washington (3/19/13)
- 22, Tyler Haws at Southern Miss (3/27/13)
- 20, Steve Kramer vs NYU (3/19/66)
- 20, Matt Carlino vs. Baylor (4/2/13)
- 19, Terrell Lyday vs Southern Illinois (3/20/00)
- 18, Dick Nemelka vs Temple (3/14/66)
- 18, Jeff Congdon vs Temple (3/14/66)
- 18, Jeff Chatman vs Calif. Irvine (3/18/86)
- 18, Jeff Chatman vs Ohio State (3/21/86)
- 17, Tyler Haws vs. Mercer (3/25/13)
- 16, Brandon Davies vs. Mercer (3/25/13)
- 16, Travis Hansen vs Memphis (3/20/02)

**3-POINT FIELD GOALS**

- 5, Terrell Lyday vs Bowling Green (3/15/00)
- 5, Matt Carlino vs. Mercer (3/25/13)
- 5, Brock Zylstra at Southern Miss (3/27/13)
- 5, Matt Carlino vs. Baylor (4/2/13)

- 4, Daniel Bobik at Memphis (3/20/02)
- 4, Matt Carlino vs. Washington (3/19/13)
- 4, Brock Zylstra vs. Mercer (3/25/13)
- 4, Matt Carlino at Southern Miss (3/27/13)
- 3, Mark Bigelow vs UC Irvine (3/14/02)
- 3, Mark Bigelow at Memphis (3/20/02)
- 3, Robbie Reid vs ASU (3/17/94)
- 3, Michael Vranes vs Southern Illinois (3/20/00)

**3-POINT FIELD GOALS ATTEMPTED**

- 14, Matt Carlino vs. Baylor (4/2/13)
- 11, Terrell Lyday vs Notre Dame (3/22/00)
- 11, Matt Carlino at Southern Miss (3/27/13)
- 10, Matt Carlino vs. Mercer (3/25/13)
- 9, Brock Zylstra at Southern Miss (3/27/13)
- 8, Matt Carlino vs. Washington (3/19/13)
- 8, Brock Zylstra vs. Mercer (3/25/13)
- 7, Robbie Reid vs ASU (3/17/94)
- 6, Robbie Reid vs Fresno State (3/22/94)
- 6, Terrell Lyday vs Bowling Green (3/15/00)
- 6, Terrell Lyday vs Southern Illinois (3/20/00)
- 6, Mark Bigelow vs UC Irvine (3/14/02)

**FREE THROWS**

- 12, Fred Roberts vs Washington (3/10/82)
- 10, Brandon Davies vs. Mercer (3/25/13)
- 8, Steve Kramer vs Temple (3/14/66)
- 8, Tom Gneiting vs SMU (3/13/86)
- 7, Richie Webb vs Calif. Irvine (3/18/86)
- 7, Steve Kramer vs. Army (3/17/66)
- 7, Dick Nemelka vs. Temple (3/14/66)
- 7, Craig Raymond vs. Army (3/17/66)
- 7, Bob Capener vs Ohio State (3/21/86)
- 7, Tyler Haws vs. Mercer (3/25/13)
- 7, Tyler Haws vs. Baylor (4/2/13)
- 6, Jim Eakins vs. Temple (3/14/66)
- 6, Bob Capener vs. Cal-Irvine (3/18/86)
- 6, Kenneth Roberts vs ASU (3/17/94)
- 6, Travis Hansen vs UC Irvine (3/14/02)
- 6, Trent Plaisted at Houston (3/15/06)
- 6, Matt Carlino vs. Washington (3/19/13)
- 6, Tyler Haws vs. Washington (3/19/13)

**FREE THROWS ATTEMPTED**

- 12, Fred Roberts vs Washington (3/10/82)
- 11, Dick Nemelka vs Temple (3/14/66)
- 11, Brandon Davies vs. Mercer (3/25/13)
- 10, Jeff Chatman vs SMU (3/13/86)
- 10, Tom Gneiting vs SMU (3/13/86)
- 10, Trent Plaisted at Houston (3/15/06)
- 9, Sherman Crump vs. St. Francis (3/8/54)
- 9, Brandon Davies vs. Baylor (4/2/13)
- 8, Steve Kramer vs. Temple (3/14/66)
- 8, Steve Kramer vs. Army (3/17/66)
- 8, Craig Raymond vs. Army (3/17/66)
- 8, Richie Webb vs Calif. Irvine (3/18/86)
- 8, Bob Capener vs Calif. Irvine (3/18/86)
- 8, Bob Capener vs Ohio State (3/21/86)
- 8, Kenneth Roberts vs ASU (3/17/94)

**REBOUNDS**

- 18, Craig Raymond vs NYU (3/19/66)
- 16, Steve Kramer vs. NYU (3/19/66)
- 14, Steve Kramer vs. Army (3/17/66)
- 13, Tom Gneiting vs Calif. Irvine (3/18/86)
- 13, Trent Plaisted at Houston (3/15/06)
- 13, Brandon Davies at Southern Miss (3/27/13)
- 12, Steve Kramer vs. Temple (3/14/66)
- 12, Tom Gneiting vs SMU (3/13/86)
- 11, Tom Gneiting vs Ohio State (3/21/86)
- 11, Gary Hill vs. NYU (3/19/66)
- 11, Nate Austin vs. Baylor (4/2/13)
- 10, Steve Trumbo vs. Washington (3/10/82)
- 10, Greg Kite vs. Washington (3/10/82)
- 10, Brandon Davies vs. Mercer (3/25/13)
- 10, Brock Zylstra at Southern Miss (3/27/13)

- 9, Russell Larson vs ASU (3/17/94)
- 9, Robbie Reid vs Fresno State (3/22/94)
- 9, Mekeli Wesley vs Southern Illinois (3/20/00)
- 9, Brandon Davies vs. Washington (3/19/13)
- 8, Nate Austin at Southern Miss (3/27/13)

**ASSISTS**

- 12, Matt Montague vs UC Irvine (3/14/02)
- 10, Matt Montague vs Southern Illinois (3/20/00)
- 9, Matt Carlino vs. Washington (3/19/13)
- 9, Matt Carlino vs. Mercer (3/25/13)
- 9, Matt Carlino at Southern Miss (3/27/13)
- 8, Richie Webb vs Calif. Irvine (3/18/86)
- 8, Bob Capener vs Calif. Irvine (3/18/86)
- 8, Matt Montague vs Notre Dame (3/22/00)
- 6, Bob Capener vs SMU (3/13/86)
- 6, Robbie Reid vs Fresno State (3/22/94)
- 6, Nathan Cooper vs Bowling Green (3/15/00)
- 5, Steve Kramer vs Temple (3/14/66)
- 5, Gary Hill vs Temple (3/14/66)
- 5, Gary Hill vs NYU (3/19/66)
- 5, Matt Montague at Memphis (3/20/02)
- 5, Travis Hansen at Memphis (3/20/02)
- 5, Rashaun Broadus at Houston (3/15/06)
- 5, Lee Cummar at Houston (3/15/06)
- 5, Michael Vranes vs. Bowling Green (3/15/00)
- 5, Michael Vranes vs. So. Illinois (3/20/00)
- 5, Matt Carlino vs Baylor (4/2/13)

**BLOCKED SHOTS**

- 4, Greg Kite vs Washington (3/10/82)
- 4, Trent Plaisted at Houston (3/15/06)
- 3, Kenneth Roberts vs ASU (3/17/94)
- 3, Nate Austin vs. Washington (3/19/13)
- 2, Alan Pollard vs SMU (3/13/86)
- 2, Jeff Chatman vs Ohio State (3/21/86)
- 2, Nate Austin vs. Baylor (4/2/13)

**STEALS**

- 5, Richie Webb vs SMU (3/13/86)
- 4, Mark Bigelow at Memphis (3/20/02)
- 3, Travis Hansen vs UC Irvine (3/14/02)
- 3, Alan Pollard vs Calif. Irvine (3/18/86)
- 3, David Nielsen vs Bowling Green (3/15/00)
- 3, Michael Vranes vs Southern Illinois (3/20/00)

**MINUTES**

- 40, Steve Trumbo vs Washington (3/10/82)
- 40, Richie Webb vs SMU (3/13/86)
- 40, Tom Gneiting vs SMU (3/13/86)
- 39, Robbie Reid vs Fresno State (3/22/94)
- 39, Matt Carlino at Southern Miss (3/27/13)
- 39, Tyler Haws vs. Baylor (4/2/13)
- 39, Nate Austin vs. Baylor (4/2/13)

**CAREER NIT POINTS (1966-2013)**

- Tyler Haws – 111
- Roland Minson – 80
- Brandon Davies – 73
- Matt Carlino – 72
- Steve Kramer – 61
- Dick Nemelka – 57
- Joe Richey – 53
- Richie Webb – 52
- Tom Gneiting – 48
- Jeff Chatman – 45
- Brock Zylstra – 43
- Terrell Lyday – 42
- Jeff Congdon – 42
- Travis Hansen – 40
- Mekeli Wesley – 39
- Bob Capener – 38
- Michael Vranes – 37
- Eric Nielsen – 37
- Craig Raymond – 36
- Russell Larson – 35



**BYU IN THE NCAA RECORD BOOK**

**NCAA INDIVIDUAL RECORDS**

| Place | Category                       | Stat | Player                                  |
|-------|--------------------------------|------|---|
| 3rd   | Blocks by Freshman/season      | 177  | Shawn Bradley, 1991                     |
| T-2nd | Blocked Shots/single game:     | 14   | Shawn Bradley, vs. E. Kentucky 12/07/90 |
| 4th   | Blocks Avg. by Freshman/season | 5.21 | Shawn Bradley, 1991                     |
| T-4th | FT Pct by Freshman/season      | 91.7 | Tyler Haws, 2010                        |
| 8th   | Blocked Shots/season           | 177  | Shawn Bradley, 1991                     |
| 15th  | Blocked Shots Avg./season      | 5.21 | Shawn Bradley, 1991                     |

**NCAA TEAM RECORDS**

| Place  | Category                   | Stat | Season/Opponent           |
|--------|----------------------------|------|---------------------------|
| 3rd    | Free-Throw Pct./season     | 81.5 | 1989                      |
| T-7th  | Regular-Season Conf Titles | 29   | (see media guide page 62) |
| T-13th | Blocked Shots/game         | 17   | vs. E. Kentucky, 12/07/90 |
| T-13th | All-Time Victories         | 1690 |                           |
| T-20th | Blocked Shots/season       | 246  | 1991                      |
| T-25th | 3-Point Pct/Game           | 81.3 | vs. New Mexico, 01/26/08  |
| T-19th | Free-Throw Pct/game        | 93.8 | vs. Weber State, 12/28/00 |
| 32nd   | All-Time Winning Pct       | .622 |                           |

**NCAA ANNUAL CHAMPIONS**

|                                  |      |                       |
|----------------------------------|------|-----------------------|
| Team Free-Throw Percentage       | 81.5 | 1989                  |
|                                  | 77.3 | 1995                  |
|                                  | 78.0 | 2001                  |
|                                  | 79.0 | 2010                  |
| Individual Blocked Shot Average  | 5.21 | Shawn Bradley, 1991   |
| Individual Free-Throw Percentage | 92.5 | Michael Smith, 1989   |
| Points Per Game                  | 28.9 | Jimmer Fredette, 2011 |

**SCORING LEADERS**

There have been 500-plus players in the history of the NCAA to score at least 2,000 points in their career. Four BYU players – Danny Ainge, Michael Smith, Devin Durrant and Jimmer Fredette – have accomplished the feat. Fredette scored 2,599 points, Ainge 2,467, Smith 2,319 and Durrant 2,285 for the Cougars.

**YEARS RANKED/HIGHEST RANKING**

**AP POLL**

| Year    | Rank |
|---------|------|
| 1950-51 | 11   |
| 1953-54 | 19   |
| 1955-56 | 5    |
| 1964-65 | 9    |
| 1965-66 | 6    |
| 1966-67 | 7    |
| 1970-71 | 20   |
| 1971-72 | 6    |
| 1972-73 | 12   |
| 1979-80 | 12   |
| 1980-81 | 15   |
| 1981-82 | 15   |
| 1987-88 | 3    |
| 1992-93 | 21   |
| 2006-07 | 21   |
| 2007-08 | 20   |
| 2008-09 | 25   |
| 2009-10 | 10   |
| 2010-11 | 3    |

**FINAL REGULAR-SEASON RANKINGS**

|      |            |            |
|------|------------|------------|
| 1951 | 11th (AP)  | 10th (UPI) |
| 1954 | 19th (AP)  |            |
| 1957 | 14th (UPI) |            |
| 1965 | 9th (AP)   | 6th (UPI)  |
| 1966 | 19th (AP)  |            |
| 1971 | 20th (AP)  | 11th (UPI) |
| 1972 | 8th (AP)   | 9th (UPI)  |
| 1980 | 12th (AP)  | 12th (UPI) |
| 1981 | 16th (AP)  | 17th (UPI) |
| 1988 | 19th (AP)  | 17th (UPI) |
| 2007 | 24th (AP)  |            |
| 2010 | 17th (AP)  | 22nd (CP)  |
| 2011 | 10th (AP)  | 13th (CP)  |



**BYU SERIES RECORD AS A RANKED TEAM**

vs. Air Force (9-0)  
 vs. Alaska (1-0)  
 vs. Arizona (4-0)  
 vs. Arizona State (2-1)  
 vs. Boise State (0-1)  
 vs. Baylor (1-0)  
 vs. Bradley (0-1)  
 vs. Buffalo (1-0)  
 vs. Cincinnati (1-0)  
 vs. Clemson (0-1)  
 vs. Colorado (2-0)  
 vs. Colorado State (17-1)  
 vs. Cornell (1-0)  
 vs. Creighton (2-0)  
 vs. CS Fullerton (2-0)  
 vs. Dayton (1-0)  
 vs. Denver (1-0)  
 vs. Detroit (1-0)  
 vs. Florida (1-1)  
 vs. Florida State (1-0)  
 vs. Fresno Pacific (1-0)  
 vs. Gonzaga (1-0)  
 vs. Hawaii (8-0)  
 vs. Illinois (1-1)  
 vs. Indiana (0-1)  
 vs. Indiana State (2-0)  
 vs. Kansas (0-1)  
 vs. Kansas State (1-2)  
 vs. Lamar (1-0)  
 vs. La Salle (1-1)  
 vs. Long Beach State (0-3)  
 vs. Louisville (0-1)  
 vs. Miami (1-0)  
 vs. Michigan (0-1)  
 vs. Michigan State (1-1)  
 vs. New Mexico (10-8)  
 vs. New Mexico State (1-0)  
 vs. NC-Charlotte (2-0)  
 vs. North Carolina State (0-1)  
 vs. North Texas (1-0)  
 vs. Notre Dame (1-0)  
 vs. Oklahoma City (0-1)  
 vs. Oklahoma State (2-0)  
 vs. Oral Roberts (1-0)  
 vs. Oregon (4-1)  
 vs. Oregon State (0-5)  
 vs. Pacific (0-1)  
 vs. Penn State (1-0)  
 vs. Pepperdine (1-0)  
 vs. Portland (1-0)  
 vs. Princeton (1-0)

vs. Rice (1-0)  
 vs. Sacramento State (1-0)  
 vs. San Diego (1-0)  
 vs. San Diego State (6-5)  
 vs. San Jose State (1-0)  
 vs. Santa Clara (1-1)  
 vs. Seattle (0-1)  
 vs. Seton Hall (1-0)  
 vs. Southern Utah (1-0)  
 vs. St. Bonaventure (1-0)  
 vs. St. Louis (1-0)  
 vs. St. Mary's (2-0)  
 vs. St. Joseph's (1-0)  
 vs. TCU (6-0)  
 vs. Tennessee (0-1)  
 vs. Texas A&M (1-0)  
 vs. Toledo (1-0)  
 vs. Tulsa (2-0)  
 vs. UAB (0-1)  
 vs. UCLA (1-3)  
 vs. UCSB (1-0)  
 vs. UNLV (5-4)  
 vs. Utah (12-5)  
 vs. Utah State (9-0)  
 vs. UTEP (10-4)  
 vs. Vermont (1-0)  
 vs. Virginia (0-1)  
 vs. Wake Forest (0-1)  
 vs. Washington (1-1)  
 vs. Weber State (3-0)  
 vs. Wyoming (12-4)  
 vs. Xavier (0-1)

**BYU RECORD WHEN RANKED ...**

No. 1 (0-0)  
 No. 2 (0-0)  
 No. 3 (3-2)  
 No. 4 (0-0)  
 No. 5 (0-2)  
 No. 6 (4-1)  
 No. 7 (11-6)  
 No. 8 (12-3)  
 No. 9 (5-3)  
 No. 10 (9-2)  
 No. 11 (9-4)  
 No. 12 (10-4)  
 No. 13 (5-0)  
 No. 14 (8-1)  
 No. 15 (13-9)  
 No. 16 (7-2)  
 No. 17 (8-1)  
 No. 18 (17-4)

No. 19 (16-3)  
 No. 20 (10-7)  
 No. 21 (6-2)  
 No. 22 (0-0)  
 No. 23 (10-2)  
 No. 24 (1-1)  
 No. 25 (5-4)

**BYU SERIES RECORD VS. RANKED TEAMS**

vs. Air Force (2-0)  
 vs. Arizona (0-7)  
 vs. Arizona State (1-5)  
 vs. Baylor (0-1)  
 vs. California (0-1)  
 vs. Clemson (0-1)  
 vs. Connecticut (0-1)  
 vs. Dayton (1-0)  
 vs. Duke (0-1)  
 vs. Florida (0-1)  
 vs. Florida State (1-0)  
 vs. Georgetown (0-1)  
 vs. Gonzaga (1-2)  
 vs. Houston (0-2)  
 vs. Idaho State (1-0)  
 vs. Illinois (1-0)  
 vs. Indiana (0-2)  
 vs. Iowa (0-1)  
 vs. Kansas (1-1)  
 vs. Kansas State (1-3)  
 vs. Kentucky (0-3)  
 vs. La Salle (0-1)  
 vs. Long Beach State (0-2)  
 vs. Louisiana State (0-1)  
 vs. Louisville (1-1)  
 vs. Marquette (0-1)  
 vs. Michigan (1-1)  
 vs. Michigan State (0-2)  
 vs. Mississippi State (0-1)  
 vs. New Mexico (4-14)  
 vs. New Mexico State (0-2)  
 vs. New Orleans (0-1)  
 vs. North Carolina (0-5)  
 vs. North Carolina State (0-3)  
 vs. Notre Dame (2-1)  
 vs. Ohio State (0-2)  
 vs. Oklahoma (1-0)  
 vs. Oklahoma City (0-1)  
 vs. Oklahoma State (2-0)  
 vs. Oregon State (0-2)  
 vs. Pittsburgh (1-0)  
 vs. Saint Mary's (0-1)  
 vs. St. John's (0-3)

vs. St. Joseph's (1-0)  
 vs. Saint Louis (2-0)  
 vs. San Diego State (2-1)  
 vs. San Francisco (0-1)  
 vs. South Carolina (0-1)  
 vs. Stanford (1-0)  
 vs. Syracuse (0-1)  
 vs. Texas (0-1)  
 vs. Tulsa (0-1)  
 vs. UCLA (2-4)  
 vs. UNLV (2-2)  
 vs. USC (0-1)  
 vs. Utah (5-26)  
 vs. Utah State (2-2)  
 vs. UTEP (5-3)  
 vs. Villanova (1-0)  
 vs. Virginia (0-1)  
 vs. Wake Forest (0-1)  
 vs. Washington (1-1)  
 vs. Wichita State (0-2)  
 vs. Wisconsin (0-1)  
 vs. Wyoming (8-1)

**BYU RECORD WHEN FACING TEAMS RANKED ...**

No. 1 (0-4)  
 No. 2 (1-9)  
 No. 3 (1-6)  
 No. 4 (1-5)  
 No. 5 (1-11)  
 No. 6 (2-5)  
 No. 7 (3-9)  
 No. 8 (2-5)  
 No. 9 (3-9)  
 No. 10 (5-5)  
 No. 11 (1-7)  
 No. 12 (3-6)  
 No. 13 (5-5)  
 No. 14 (1-5)  
 No. 15 (3-4)  
 No. 16 (4-4)  
 No. 17 (2-3)  
 No. 18 (5-3)  
 No. 19 (3-4)  
 No. 20 (2-6)  
 No. 21 (1-2)  
 No. 22 (0-0)  
 No. 23 (0-3)  
 No. 24 (1-1)  
 No. 25 (4-4)

NOTE: Associated Press rankings





# BYU ALL-TIME VS. RANKED TEAMS

| DATE           | OPPONENT              | SCORE W/L |                |                         |        |   |                |                          |       |   |  |
|----------------|-----------------------|-----------|----------------|-------------------------|--------|---|----------------|--------------------------|-------|---|--|
| <b>1948-49</b> |                       |           | 1/28/67        | vs. No. 6 UTEP          | 76-85  | L | <b>1983-84</b> |                          |       |   |  |
| 1/29/49        | at No. 10 Utah        | 56-55 W   | <b>1967-68</b> |                         |        |   | 12/17/83       | at No. 2 Kentucky        | 59-93 | L |  |
| 1/31/49        | No. 10 Utah           | 65-45 W   | 12/16/67       | at No. 2 Houston        | 69-102 | L | 12/28/83       | at No. 7 UCLA            | 73-82 | L |  |
| 2/18/49        | at No. 14 Utah        | 49-58 L   | 1/20/68        | at No. 6 New Mexico     | 69-84  | L | 2/4/84         | at No. 7 UTEP            | 77-86 | L |  |
| 2/19/49        | No. 14 Utah           | 52-54 L   | 2/16/68        | No. 5 New Mexico        | 67-76  | L | 2/11/84        | at No. 3 Georgetown      | 51-67 | L |  |
| 2/21/49        | No. 19 Wyoming        | 50-48 W   | <b>1968-69</b> |                         |        |   | 3/1/84         | No. 8 UTEP               | 83-65 | W |  |
| <b>1949-50</b> |                       |           | 12/14/68       | vs. No. 12 Houston      | 75-98  | L | 3/17/84        | vs. No. 3 Kentucky       | 68-93 | L |  |
| 3/3/50         | No. 18 Wyoming        | 55-44 W   | 3/8/69         | at No. 12 New Mex. St.  | 62-74  | L | <b>1984-85</b> |                          |       |   |  |
| 3/4/50         | No. 18 Wyoming        | 70-52 W   | <b>1969-70</b> |                         |        |   | 12/22/84       | No. 7 Washington         | 84-75 | W |  |
| 3/25/50        | vs. No. 7 UCLA        | 83-62 W   | 12/11/69       | No. 3 New Mexico St.    | 78-80  | L | 1/2/85         | at No. 19 UTEP           | 64-69 | L |  |
| <b>1950-51</b> |                       |           | 3/4/70         | No. 18 Utah State       | 73-86  | L | <b>1985-86</b> |                          |       |   |  |
| 1/8/51         | at No. 10 Wyoming     | 61-57 W   | <b>1970-71</b> |                         |        |   | 1/13/86        | No. 16 Notre Dame        | 80-76 | W |  |
| 1/19/51        | No. 13 Wyoming        | 64-58 W   | 12/11/70       | at No. 9 So. California | 65-101 | L | 2/15/86        | No. 15 UTEP              | 72-69 | W |  |
| 1/20/51        | No. 13 Wyoming        | 65-38 W   | 12/19/70       | No. 15 Utah St.         | 111-83 | W | <b>1986-87</b> |                          |       |   |  |
| 3/12/51        | vs. No. 10 St. Louis  | 75-58 W   | 12/29/70       | vs. No. 11 Villanova    | 102-93 | W | 12/9/86        | at No. 4 Iowa            | 75-86 | L |  |
| 3/17/51        | vs. No. 13 Dayton     | 62-43 W   | 1/23/71        | at No. 12 Utah St.      | 70-72  | L | 12/23/86       | No. 14 Pittsburgh        | 93-73 | W |  |
| 3/23/51        | vs. No. 4 Kansas St.  | 54-64 L   | 3/13/71        | at No. 16 Utah St.      | 91-82  | W | 3/12/87        | vs. No. 16 New Orleans   | 79-83 | L |  |
| 3/24/51        | vs. No. 15 Washington | 67-80 L   | 3/18/71        | vs. No. 1 UCLA          | 73-91  | L | <b>1987-88</b> |                          |       |   |  |
| <b>1951-52</b> |                       |           | <b>1971-72</b> |                         |        |   | 1/15/88        | at No. 12 Wyoming        | 83-67 | W |  |
| 12/28/51       | vs. No. 1 Kentucky    | 64-84 L   | 12/28/71       | vs. No. 7 Indiana       | 50-61  | L | 1/21/88        | at No. 18 UTEP           | 81-71 | W |  |
| 3/1/52         | at No. 16 Wyoming     | 49-55 L   | 3/11/72        | vs. No. 5 L. Beach St.  | 90-95  | L | 2/11/88        | No. 18 Wyoming           | 78-69 | W |  |
| <b>1952-53</b> |                       |           | <b>1972-73</b> |                         |        |   | <b>1989-90</b> |                          |       |   |  |
| 12/22/52       | No. 17 St. Louis      | 86-69 W   | 12/7/72        | vs. No. 18 Michigan     | 83-77  | W | 3/19/90        | vs. No. 17 Clemson       | 47-49 | L |  |
| 12/31/52       | at No. 9 N.C. State   | 59-75 L   | 12/29/72       | vs. No. 12 Florida St.  | 80-77  | W | <b>1990-91</b> |                          |       |   |  |
| <b>1953-54</b> |                       |           | 12/30/72       | vs. No. 6 L. Beach St.  | 89-101 | L | 12/8/90        | No. 17 St. John's        | 62-67 | L |  |
| 12/30/53       | vs. No. 13 La Salle   | 62-74 L   | <b>1973-74</b> |                         |        |   | 12/27/90       | vs. No. 12 S. Carolina   | 49-52 | L |  |
| <b>1954-55</b> |                       |           | 12/15/73       | at No. 15 Kansas St.    | 85-95  | L | 2/16/91        | at No. 14 Utah           | 74-81 | L |  |
| 2/11/55        | No. 5 Utah            | 76-74 W   | 12/26/73       | vs. No. 7 Indiana       | 52-96  | L | 3/2/91         | No. 9 Utah               | 71-72 | L |  |
| 2/12/55        | at No. 5 Utah         | 71-78 L   | 1/5/74         | at No. 12 New Mexico    | 75-84  | L | 3/9/91         | vs. No. 8 Utah           | 51-49 | W |  |
| <b>1955-56</b> |                       |           | 1/25/74        | No. 20 Arizona St.      | 89-71  | W | 3/16/91        | vs. No. 8 Arizona        | 61-76 | L |  |
| 12/21/55       | at No. 2 N.C. State   | 81-95 L   | <b>1974-75</b> |                         |        |   | <b>1991-92</b> |                          |       |   |  |
| 1/21/56        | No. 14 Oklahoma City  | 60-62 L   | 1/10/75        | No. 12 Arizona St.      | 80-110 | L | 12/28/91       | vs. No. 11 Michigan      | 83-86 | L |  |
| <b>1956-57</b> |                       |           | 1/11/75        | No. 10 Arizona          | 66-83  | L | 2/1/92         | No. 19 UTEP              | 80-63 | W |  |
| 3/15/57        | vs. No. 13 California | 59-86 L   | 2/14/75        | at No. 19 Arizona       | 81-97  | L | 3/19/92        | No. 25 Louisiana St.     | 83-94 | L |  |
| 3/16/57        | vs. No. 16 Idaho St.  | 65-54 W   | 2/15/75        | at No. 8 Arizona St.    | 79-99  | L | <b>1992-93</b> |                          |       |   |  |
| <b>1958-59</b> |                       |           | 3/1/75         | No. 15 UTEP             | 65-54  | W | 12/21/92       | vs. No. 9 Oklahoma       | 76-75 | W |  |
| 12/15/58       | No. 3 Kansas St.      | 77-68 W   | <b>1976-77</b> |                         |        |   | 12/23/92       | vs. No. 1 Duke           | 66-89 | L |  |
| 1/23/59        | No. 20 Utah           | 56-70 L   | 12/20/76       | at No. 11 N. Carolina   | 93-113 | L | 2/27/93        | at No. 11 Utah           | 83-89 | L |  |
| <b>1959-60</b> |                       |           | 1/22/77        | at No. 16 Arizona       | 85-113 | L | 3/20/93        | vs. No. 9 Kansas         | 76-90 | L |  |
| 12/22/59       | No. 3 Ohio St.        | 79-91 L   | 2/17/77        | No. 17 Arizona          | 62-64  | L | <b>1993-94</b> |                          |       |   |  |
| 1/22/60        | at No. 7 Utah         | 69-76 L   | 3/5/77         | No. 20 Utah             | 54-67  | L | 12/4/93        | vs. No. 4 N. Carolina    | 65-97 | L |  |
| 1/29/60        | at No. 9 Utah St.     | 53-84 L   | <b>1977-78</b> |                         |        |   | <b>1994-95</b> |                          |       |   |  |
| 2/13/60        | No. 7 Utah St.        | 64-75 L   | 12/28/77       | vs. No. 2 N. Carolina   | 81-94  | L | 11/23/94       | vs. No. 19 Okla. St.     | 69-59 | W |  |
| 2/25/60        | No. 5 Utah            | 75-87 L   | 1/26/78        | at No. 10 New Mexico    | 82-95  | L | <b>1995-96</b> |                          |       |   |  |
| <b>1960-61</b> |                       |           | 2/25/78        | No. 5 New Mexico        | 66-71  | L | 12/2/95        | at No. 8 Mississippi St. | 74-79 | L |  |
| 12/20/60       | No. 20 Kansas         | 80-70 W   | 3/4/78         | at No. 19 Utah          | 74-81  | L | 1/2/96         | at No. 15 Utah           | 77-83 | L |  |
| 12/27/60       | at No. 5 Louisville   | 67-95 L   | <b>1978-79</b> |                         |        |   | 3/2/96         | No. 10 Utah              | 85-96 | L |  |
| <b>1962-63</b> |                       |           | 12/2/78        | at No. 13 Texas         | 57-96  | L | <b>1996-97</b> |                          |       |   |  |
| 12/31/62       | at No. 2 Ohio St.     | 91-97 L   | 3/10/79        | vs. No. 19 San Fran.    | 63-86  | L | 1/11/97        | No. 9 Utah               | 51-61 | L |  |
| 1/11/63        | at No. 3 Arizona St.  | 84-89 L   | <b>1979-80</b> |                         |        |   | 1/25/97        | No. 24 Tulsa             | 56-72 | L |  |
| 2/16/63        | No. 5 Arizona St.     | 87-104 L  | 12/28/79       | vs. No. 18 Oregon St.   | 71-86  | L | 2/3/97         | at No. 13 New Mexico     | 32-74 | L |  |
| <b>1963-64</b> |                       |           | <b>1980-81</b> |                         |        |   | 2/6/97         | at No. 5 Utah            | 49-85 | L |  |
| 12/30/63       | vs. No. 9 Oregon St.  | 58-68 L   | 12/19/80       | vs. No. 17 Illinois     | 80-75  | W | 2/27/97        | No. 11 New Mexico        | 48-90 | L |  |
| <b>1964-65</b> |                       |           | 1/31/81        | at No. 9 Utah           | 56-60  | L | <b>1997-98</b> |                          |       |   |  |
| 12/11/64       | at No. 2 Wichita St.  | 76-93 L   | 3/7/81         | No. 9 Utah              | 95-76  | W | 1/10/98        | No. 3 Utah               | 61-71 | L |  |
| 12/12/64       | at No. 2 Wichita St.  | 65-81 L   | 3/14/81        | vs. No. 10 UCLA         | 78-55  | W | 1/29/98        | No. 14 New Mexico        | 54-72 | L |  |
| 3/13/65        | No. 2 UCLA            | 76-100 L  | 3/19/81        | vs. No. 7 Notre Dame    | 51-50  | W | 2/5/98         | at No. 5 Utah            | 68-83 | L |  |
| <b>1965-66</b> |                       |           | 3/21/81        | vs. No. 5 Virginia      | 60-74  | L | 2/26/98        | at No. 16 New Mexico     | 83-62 | W |  |
| 12/21/65       | No. 2 St. Joseph's    | 103-83 W  | <b>1981-82</b> |                         |        |   | <b>1998-99</b> |                          |       |   |  |
| <b>1966-67</b> |                       |           | 11/27/81       | at No. 2 UCLA           | 79-75  | W | 11/28/98       | No. 11 Arizona           | 74-78 | L |  |
| 12/30/66       | at No. 8 St. John's   | 73-76 L   | 12/5/81        | No. 18 UNLV             | 63-66  | L | 1/30/99        | at No. 12 New Mexico     | 68-78 | L |  |
| 1/21/67        | No. 9 New Mexico      | 89-73 W   | <b>1982-83</b> |                         |        |   | 2/6/99         | No. 20 Utah              | 46-71 | L |  |
|                |                       |           | 12/27/82       | at No. 7 St. John's     | 64-75  | L | 2/25/99        | No. 21 New Mexico        | 64-85 | W |  |

|                |                         |       |   |                |                         |       |   |  |                         |       |   |
|----------------|-------------------------|-------|---|----------------|-------------------------|-------|---|--|-------------------------|-------|---|
| 3/4/99         | No. 8 Utah              | 62-81 | L | 2/27/07        | at No. 25 Air Force     | 62-58 | W | 1/28/12                                      | vs. No. 21 Saint Mary's | 66-80 | L |
| <b>1999-00</b> |                         |       |   | 3/10/07        | at No. 25 UNLV          | 70-78 | L | 2/2/12                                       | vs. No. 24 Gonzaga      | 83-73 | W |
| 12/1/99        | at No. 4 Arizona        | 62-86 | L | <b>2007-08</b> |                         |       |   | 3/15/12                                      | No. 11 Marquette        | 68-88 | L |
| 2/12/00        | at No. 21 Utah          | 62-77 | L | 11/23/07       | vs. No. 6 Louisville    | 78-76 | W | <b>2012-13</b>                               |                         |       |   |
| <b>2001-02</b> |                         |       |   | 11/24/07       | vs. No. 1 N. Carolina   | 63-73 | L | 11/17/12                                     | vs. No. 20 Notre Dame   | 68-78 | L |
| 12/22/01       | No. 13 Stanford         | 81-76 | W | 12/8/07        | vs. No. 9 Michigan St.  | 61-68 | L | 1/24/13                                      | at No. 10 Gonzaga       | 63-83 | L |
| <b>2002-03</b> |                         |       |   | <b>2008-09</b> |                         |       |   | 2/28/13                                      | No. 2 Gonzaga           | 65-70 | L |
| 2/24/03        | at No. 23 Utah          | 64-71 | L | 12/20/08       | vs. No. 20 Arizona St.  | 75-76 | L | BYU all-time record vs. ranked teams: 54-125 |                         |       |   |
| 3/20/03        | vs. No. 23 Connecticut  | 53-58 | L | 1/3/09         | No. 6 Wake Forest       | 87-94 | L | <i>NOTE: Associated Press rankings</i>       |                         |       |   |
| <b>2003-04</b> |                         |       |   | <b>2009-10</b> |                         |       |   |  |                         |       |   |
| 12/6/03        | vs. No. 25 Okla. St.    | 76-71 | W | 1/23/10        | at No. 23 New Mexico    | 72-76 | L |  |                         |       |   |
| 3/18/04        | vs. No. 20 Syracuse     | 75-80 | L | 2/27/10        | No. 10 New Mexico       | 81-83 | L |  |                         |       |   |
| <b>2004-05</b> |                         |       |   | 3/20/10        | vs. No. 7 Kansas State  | 72-84 | L |  |                         |       |   |
| 11/22/04       | vs. No. 4 N. Carolina   | 50-86 | L | <b>2010-11</b> |                         |       |   |  |                         |       |   |
| 12/21/04       | No. 16 N. Carolina St.  | 61-72 | L | 1/5/11         | at No. 25 UNLV          | 89-77 | W |  |                         |       |   |
| 1/31/05        | No. 25 Utah             | 58-72 | L | 1/26/11        | No. 4 San Diego St.     | 71-58 | W |  |                         |       |   |
| 2/26/05        | at No. 13 Utah          | 60-69 | L | 2/26/11        | at No. 6 San Diego St.  | 80-67 | W |  |                         |       |   |
| <b>2006-07</b> |                         |       |   | 3/12/11        | vs. No. 7 San Diego St. | 54-72 | L |  |                         |       |   |
| 11/15/06       | at No. 5 UCLA           | 69-82 | L | 3/24/11        | vs. No. 15 Florida (OT) | 74-83 | L |  |                         |       |   |
| 12/9/06        | vs. No. 25 Michigan St. | 61-76 | L | <b>2011-12</b> |                         |       |   |  |                         |       |   |
| 1/27/07        | No. 13 Air Force        | 61-52 | W | 11/26/11       | No. 11 Wisconsin        | 56-73 | L |  |                         |       |   |
| 2/3/07         | No. 25 UNLV             | 90-63 | W | 12/17/11       | vs. No. 6 Baylor        | 83-86 | L |  |                         |       |   |

**BYU AS A RANKED TEAM**

Overall Record: 185-68  
 BYU Record at Home: 99-14 (78-11 in the Marriott Center)  
 Last Home Win: 3-5-11, No. 3 BYU vs. Wyoming (102-78)  
 Last Home Loss: 3-2-11, No. 3 BYU vs. New Mexico (64-82)  
 BYU Record on the Road: 53-32  
 Last Road Win: 2-26-11, No. 7 BYU at No. 4 San Diego State (80-67)  
 Last Road Loss: 1-29-11, No. 9 BYU at New Mexico (77-86)  
 BYU Record at Neutral Sites: 33-22  
 Last Neutral Site Win: 3-11-11, No. 8 BYU vs. New Mexico (87-76)  
 Last Neutral Site Loss: 3-24-11, No. 10 BYU vs. No. 15 Florida (74-83 2OT)  
 BYU Record at NCAA Tournament: 8-13  
 BYU Record under Dave Rose: 57-16  
 BYU Record in Overtime Games: 2-1  
 Longest BYU Win Streak: 12 (1980)  
 Longest Opponent Win Streak: 4 (twice, 1951-54 and 1966-71)  
 Largest BYU Margin of Victory: 51 (108-57) No. 9 BYU vs. St. Mary's, 12-10-66  
 Largest Opponent Margin of Victory: 27 (50-77) No. 19 BYU at Bradley, 1-2-54  
 Most Points Scored by BYU: 128 (128-78) No. 23 BYU vs. Sacramento St., 2-25-93  
 Most Points Scored by Opponent: 112 (102-112) No. 9 BYU vs. Oklahoma City, 3-14-65

**Last 10 (7-3)**

|         |                    |        |   |
|---------|--------------------|--------|---|
| 3/24/11 | vs Florida (OT)    | 74-83  | L |
| 3/19/11 | vs Gonzaga         | 89-67  | W |
| 3/17/11 | vs Wofford         | 74-66  | W |
| 3/12/11 | vs San Diego State | 54-72  | L |
| 3/11/11 | vs New Mexico      | 87-76  | W |
| 3/10/11 | vs TCU             | 64-58  | W |
| 3/05/11 | Wyoming            | 102-78 | W |
| 3/02/11 | New Mexico         | 64-82  | L |
| 2/26/11 | at San Diego State | 80-67  | W |
| 2/23/11 | Colorado State     | 84-76  | W |

**BYU VS. RANKED OPPONENTS**

Overall Record: 54-125  
 BYU Record at Home: 28-36 (15-24 in the Marriott Center)  
 Last Home Win: 2/2/12 vs. No. 24 Gonzaga (83-73)  
 Last Home Loss: 2/28/13 vs. No. 2 Gonzaga (65-70)  
 BYU Record on the Road: 10-50  
 Last Road Win: 2/26/11 at No. 4 San Diego State (80-67)  
 Last Road Loss: 1/24/13 at No. 10 Gonzaga (63-83)  
 BYU Record at Neutral Sites: 16-39  
 Last Neutral Site Win: 11-23-07 vs. No. 6 Louisville (78-76)  
 Last Neutral Site Loss: 11/17/12 vs. No. 20 Notre Dame (68-78)  
 BYU Record at NCAA Tournament: 5-20  
 BYU Record under Dave Rose: 8-16  
 BYU Record in Overtime Games: 0-1  
 Longest BYU Win Streak: 9 (1949-1951)  
 Longest Opponent Win Streak: 11 (twice, 1976-1979 and 1995-1998)  
 Largest BYU Margin of Victory: 28 (111-83) No. 15 Utah State, 12-19-70  
 Largest Opponent Margin of Victory: 44 (52-96) vs. No. 7 Indiana, 12-26-73  
 Most Points Scored by BYU: 111 (111-83) vs. No. 15 Utah State, 12-19-70  
 Most Points Scored by Opponent: 113 twice in 1976-77

**Last 10 (1-9)**

|          |                           |       |   |
|----------|---------------------------|-------|---|
| 2/28/13  | No. 2 Gonzaga             | 65-70 | L |
| 1/24/13  | No. 10 Gonzaga            | 63-83 | L |
| 11/17/12 | vs. No. 20 Notre Dame     | 68-78 | L |
| 3/15/12  | No. 11 Marquette          | 68-88 | L |
| 2/2/12   | vs. No. 24 Gonzaga        | 83-73 | W |
| 1/28/12  | vs. No. 21 Saint Mary's   | 66-80 | L |
| 12/17/11 | vs. No. 6 Baylor          | 83-86 | L |
| 11/26/11 | No. 11 Wisconsin          | 56-73 | L |
| 3/24/11  | vs. No. 15 Florida (OT)   | 74-83 | L |
| 3/12/11  | vs. No. 7 San Diego State | 54-72 | L |



# 2012-13 SEASON IN REVIEW

HAWS



CARLINO



DAVIES



**BYU basketball enjoyed a successful 2012-13 season that included another 20-win campaign and a fourth-straight season with postseason success.**

The Cougars finished with a 24-12 record overall and 10-6 in the West Coast Conference. While the regular season did not yield an NCAA tournament bid for the first time since 2007, BYU accepted a bid to the NIT and made a deep run that ended in the semifinals in Madison Square Garden.

The 24 wins gave Dave Rose and the Cougars eight-straight 20-win seasons and the NIT bid was an eighth-straight trip to the postseason. With three victories in the postseason, Rose has led BYU to four-straight seasons with a postseason victory. All three streaks are program records.

Senior forward Brandon Davies and sophomore guard Tyler Haws led the Cougars throughout the 2012-13 campaign. Davies came within one block of averaging one of everything and finished second on the team in scoring (17.7 ppg), assists (2.4 apg) and steals (1.3 spg) and first in rebounding (8.0 rpg) and blocks (0.97 per game). The Provo, Utah, native was named All-West Coast Conference, first-team all-district by the USBWA and second-team all-district by the NABC.

In his first season since returning from a two-year mission for The Church of Jesus Christ of Latter-day Saints in the Philippines, Haws set several BYU scoring records. The native of Alpine,

Utah, averaged 21.7 points per game to lead the WCC and finished seventh in the nation in scoring. He became the first BYU sophomore to finish among the nation's top 10 scorers and set team sophomore records for total points (780), scoring average (21.7), 20-point games (25) and double-figure scoring games (34).

Haws concluded his sophomore season with 1,177 career points, a BYU record for most points through a sophomore season. He and Danny Ainge are the only BYU players to reach 1,000 career points as sophomores.

Sophomore guard Matt Carlino etched his name in the record book for his ability to share the ball and take it away from opponents. Carlino averaged 4.8 assists and 1.8 steals per game to rank third and second all-time among BYU sophomores in each category. His career averages of 4.7 assists and 1.6 steals per game rank him first and third in BYU's career record book in each respective category.

Seniors Brock Zylstra and Craig Cusick concluded their careers with solid seasons. Zylstra started 33 games and averaged 7.6 points and 4.1 rebounds and hit 46 threes. Cusick averaged 3.8 points, 2.3 rebounds and 2.1 assists and shot .403 from three.

BYU totaled an 11-4 record in nonconference action, including a sweep against in-state foes Weber State, Utah and Utah State. The Cougars also added a win over Virginia Tech at EnergySolutions Arena. BYU opened league play with a 92-51 win over LMU at home and extended the start to 4-0 with wins at San Francisco and Santa Clara and a

home win over Pepperdine.

After losing two of three following the 4-0 start, the Cougars bounced back with a three-game win streak. Hopes of contending for a league title faded with a loss at San Diego and a home defeat to San Francisco. BYU finished league play by splitting its last four games for a 10-6 record. The Cougars lost to San Diego in the quarterfinals of the WCC tournament and later accepted a bid to the NIT.

The NIT bid brought new life to BYU's season as the Cougars earned convincing wins over Washington and Mercer in the first and second rounds at home. Haws scored a BYU-NIT record 37 points in the opener against Washington and averaged 27.8 points per game in the tournament, also a BYU record. In the win over Mercer, Davies posted a double-double with 26 points and 10 rebounds.

Zylstra had his best game of the season in the third round against Southern Miss as he posted his first career double-double with 23 points and 10 rebounds. The senior guard hit 5 of 9 from three and added four assists. Carlino played his best basketball of the season in the three wins, averaging 17.7 points and 9.0 assists.

BYU faced Baylor in the semifinals, giving the Cougars a chance to avenge a road loss from earlier in the season. The game was close throughout before Baylor opened up an 11-point lead late in the second half. Carlino drilled three-straight threes to cut the lead to three with 37 seconds to play but Baylor held on.



KAUFUSI



2013 NATIONAL INVITATIONAL TOURNAMENT



### 2012-13 GAME RESULTS

| RECORD         | OVERALL | HOME | AWAY | NEUTRAL |
|----------------|---------|------|------|---------|
| ALL GAMES      | 24-12   | 15-3 | 7-5  | 2-4     |
| CONFERENCE     | 10-6    | 5-3  | 5-3  | 0-0     |
| NON-CONFERENCE | 14-6    | 10-0 | 2-2  | 2-4     |

| DATE       | OPPONENT              | W/L | SCORE | ATTEND |
|------------|-----------------------|-----|-------|--------|
| ^ 11/09/12 | TENNESSEE STATE       | W   | 81-66 | 16283  |
| ^ 11/13/12 | GEORGIA STATE         | W   | 80-62 | 13181  |
| ^ 11/16/12 | vs Florida State      | L   | 70-88 | 6433   |
| ^ 11/17/12 | vs Notre Dame         | L   | 68-78 | 5502   |
| 11/21/12   | UTSA                  | W   | 81-62 | 16475  |
| 11/24/12   | CAL STATE NORTHRIDGE  | W   | 87-75 | 20900  |
| 11/28/12   | vs Montana            | W   | 85-60 | 12378  |
| 12/01/12   | at Iowa State         | L   | 62-83 | 13739  |
| 12/08/12   | UTAH                  | W   | 61-58 | 16109  |
| 12/15/12   | at Weber State        | W   | 78-68 | 8695   |
| 12/18/12   | EASTERN NEW MEXICO    | W   | 95-62 | 15820  |
| 12/21/12   | at Baylor             | L   | 64-79 | 7239   |
| 12/27/12   | NORTHERN ARIZONA      | W   | 84-54 | 17342  |
| 12/29/12   | vs Virginia Tech      | W   | 97-71 | 15684  |
| *01/03/13  | LOYOLA MARYMOUNT      | W   | 92-51 | 18160  |
| *01/05/13  | at San Francisco Dons | W   | 80-76 | 2123   |
| *01/10/13  | PEPPERDINE            | W   | 76-51 | 14888  |
| *01/12/13  | at Santa Clara        | W   | 82-64 | 2853   |
| *01/16/13  | SAINT MARY'S          | L   | 69-70 | 14857  |
| *01/19/13  | SAN DIEGO             | W   | 74-57 | 17281  |
| *01/24/13  | at GONZAGA BULLDOGS   | L   | 63-83 | 6000   |
| *01/26/13  | at Portland           | W   | 85-67 | 3078   |
| *01/31/13  | at Pepperdine         | W   | 63-61 | 1824   |
| *02/02/13  | SANTA CLARA           | W   | 96-79 | 17228  |
| *02/07/13  | at San Diego          | L   | 68-74 | 3296   |
| *02/09/13  | SAN FRANCISCO         | L   | 87-99 | 15477  |
| *02/16/13  | PORTLAND              | W   | 86-72 | 17009  |
| 02/19/13   | UTAH STATE            | W   | 70-68 | 16569  |
| *02/21/13  | at Saint Mary's (CA)  | L   | 57-64 | 3500   |
| *02/28/13  | GONZAGA               | L   | 65-70 | 19731  |
| *03/02/13  | at Loyola Marymount   | W   | 73-70 | 1911   |
| +03/08/13  | vs San Diego          | L   | 69-72 | 7896   |
| #03/19/13  | WASHINGTON            | W   | 90-79 | 7511   |
| #03/25/13  | MERCER                | W   | 90-71 | 12929  |
| #03/27/13  | at Southern Miss      | W   | 79-62 | 7679   |
| #04/02/13  | vs BAYLOR             | L   | 70-76 | 10009  |

^ Coaches vs. Cancer Classic

\* Conference game

+ WCC Championships

# NIT



**2012-13 TEAM STATISTICS - ALL GAMES**

|                        |          |          |
|------------------------|----------|----------|
| TEAM STATISTICS        | BYU      | OPP      |
| SCORING                | 2777     | 2502     |
| Points per game        | 77.1     | 69.5     |
| Scoring margin         | +7.6     | -        |
| FIELD GOALS-ATT        | 999-2188 | 872-2072 |
| Field goal pct         | .457     | .421     |
| 3 POINT FG-ATT         | 213-630  | 242-730  |
| 3-point FG pct         | .338     | .332     |
| 3-pt FG made per game  | 5.9      | 6.7      |
| FREE THROWS-ATT        | 566-777  | 516-764  |
| Free throw pct         | .728     | .675     |
| F-Throws made per game | 15.7     | 14.3     |
| REBOUNDS               | 1399     | 1259     |
| Rebounds per game      | 38.9     | 35.0     |
| Rebounding margin      | +3.9     | -        |
| ASSISTS                | 575      | 505      |
| Assists per game       | 16.0     | 14.0     |
| TURNOVERS              | 432      | 493      |
| Turnovers per game     | 12.0     | 13.7     |
| Turnover margin        | +1.7     | -        |
| Assist/turnover ratio  | 1.3      | 1.0      |
| STEALS                 | 291      | 224      |
| Steals per game        | 8.1      | 6.2      |
| BLOCKS                 | 89       | 125      |
| Blocks per game        | 2.5      | 3.5      |
| ATTENDANCE             | 287750   | 119839   |
| Home games-Avg/Game    | 18-15986 | 12-5161  |
| Neutral site-Avg/Game  | -        | 6-9650   |

|                  |      |      |       |
|------------------|------|------|-------|
| SCORE BY PERIODS | 1st  | 2nd  | Total |
| BYU              | 1352 | 1425 | 2777  |
| Opponents        | 1193 | 1309 | 2502  |

HAWS





### BYU IN THE 2012-13 WCC AND NCAA STATISTICAL RATING

| WCC STATS                | ALL         | CONF       | INDIVIDUAL                 | TOP BYU PLAYER - ALL     | TOP BYU PLAYER - CONF. |
|--------------------------|-------------|------------|----------------------------|--------------------------|------------------------|
| Scoring Offense          | 1st         | 1st        | Scoring                    | Tyler Haws - 1st         | Tyler Haws - 1st       |
| Scoring Defense          | 4th         | 5th        | Rebounding                 | Brandon Davies - 3rd     | Brandon Davies - 2nd   |
| Scoring Margin           | 2nd         | 3rd        | FG Percentage              | Brandon Davies - 5th     | Brandon Davies - 6th   |
| FT Percentage            | 6th         | 4th        | Assists                    | Matt Carlino - 5th       | Matt Carlino - 4th     |
| FG Percentage            | 4th         | 4th        | FT Percentage              | Tyler Haws - 2nd         | Tyler Haws - 4th       |
| FG Percentage Defense    | 2nd         | 2nd        | Steals                     | Matt Carlino - 3rd       | Matt Carlino - 1st     |
| 3FG Percentage           | 7th         | 7th        | 3FG Percentage             | Tyler Haws - 13th        | Craig Cusick - 1st     |
| 3FG Percentage Defense   | 3rd         | 2nd        | 3FG Made/Game              | Matt Carlino - 9th       | Matt Carlino - 11th    |
| 3-Point FG Made/Game     | 4th         | 6th        | Blocked Shots              | Brandon Davies - 7th     | Austin, Davies - T14th |
| Rebounding Offense       | 1st         | 1st        | Assist/TO Ratio            | Matt Carlino - 7th       | Matt Carlino - 6th     |
| Rebounding Defense       | 6th         | 6th        | Offensive Rebounds         | Nate Austin - 9th        | Josh Sharp - 9th       |
| Rebounding Margin        | 3rd         | 3rd        | Defensive Rebounds         | Brandon Davies - 3rd     | Brandon Davies - 2nd   |
| Blocked Shots            | 1st         | 3rd        | Minutes Played             | Tyler Haws - 3rd         | Tyler Haws - 2nd       |
| Assists                  | 1st         | 1st        |                            |                          |                        |
| Steals                   | 1st         | 1st        | <b>NCAA STATS - INDIV.</b> | <b>BYU PLAYER - RANK</b> | <b>ACTUAL</b>          |
| Turnover Margin          | 2nd         | 2nd        | Points Per Game            | Tyler Haws - 7th         | 21.7                   |
| Assist/Turnover Ratio    | 2nd         | 2nd        | Field Goal Percentage      | Brandon Davies - 61st    | 17.7                   |
| Offensive Rebounds       | 5th         | 3rd        | Free Throw Percentage      | Brandon Davies - 64th    | 52.2                   |
| Defensive Rebounds       | 1st         | T1st       | Rebounds Per Game          | Tyler Haws - 102nd       | 48.3                   |
| Defensive Reb Pct        | 2nd         | 2nd        | Assists Per Game           | Tyler Haws - 17th        | 87.7                   |
| Offensive Reb Pct        | 7th         | 6th        | Steals Per Game            | Brandon Davies - 102nd   | 8.0                    |
|                          |             |            | Assist/Turnover Ratio      | Matt Carlino - 84th      | 4.8                    |
|                          |             |            | Double-Doubles             | Matt Carlino - 99th      | 1.78                   |
|                          |             |            |                            | Matt Carlino - 140th     | 1.74                   |
|                          |             |            |                            | Brandon Davies - 42nd    | 11                     |
| <b>NCAA STATS - TEAM</b> | <b>RANK</b> | <b>BYU</b> |                            |                          |                        |
| Won-Lost Percentage      | 68          | 66.7       |                            |                          |                        |
| Scoring Offense          | 12          | 77.1       |                            |                          |                        |
| Scoring Defense          | 248         | 69.5       |                            |                          |                        |
| Scoring Margin           | 55          | 7.6        |                            |                          |                        |
| Field-Goal Percentage    | 57          | 45.7       |                            |                          |                        |
| Field-Goal Pct Defense   | 136         | 42.1       |                            |                          |                        |
| 3-Point Field Goals/Game | 190         | 5.9        |                            |                          |                        |
| 3-Point Field-Goal Pct   | 172         | 33.8       |                            |                          |                        |
| 3-Point FG Defense       | 146         | 33.2       |                            |                          |                        |
| Free-Throw Percentage    | 60          | 72.8       |                            |                          |                        |
| Rebound Margin           | 61          | 3.9        |                            |                          |                        |
| Assists Per Game         | 13          | 16.0       |                            |                          |                        |
| Assist Turnover Ratio    | 24          | 1.33       |                            |                          |                        |
| Blocked Shots Per Game   | 279         | 2.5        |                            |                          |                        |
| Steals Per Game          | 47          | 8.1        |                            |                          |                        |
| Turnovers Per Game       | 67          | 12.0       |                            |                          |                        |
| Turnover Margin          | 74          | 1.7        |                            |                          |                        |
| Personal Fouls Per Game  | 255         | 18.8       |                            |                          |                        |



2012-13 BYU/OPPONENT GAME-BY-GAME STATISTICS

| Opponent           | 1st   | 2nd   | Score | Mar  | Total FG    | FG Pct    | 3-Pointers | 3FG Pct   | Free Throws | FT Pct    |
|--------------------|-------|-------|-------|------|-------------|-----------|------------|-----------|-------------|-----------|
| TENNESSEE STATE    | 34/28 | 47/38 | 81-66 | +15  | 30-55/23-68 | .545/.338 | 5-14/6-21  | .357/.286 | 16-25/14-23 | .640/.609 |
| GEORGIA STATE      | 44/26 | 36/36 | 80-62 | +18  | 31-60/23-65 | .517/.354 | 8-20/3-22  | .400/.136 | 10-12/13-15 | .833/.867 |
| Florida State      | 35/44 | 35/44 | 70-88 | (18) | 25-75/29-50 | .333/.580 | 6-25/11-20 | .240/.550 | 14-19/19-27 | .737/.704 |
| Notre Dame         | 32/31 | 36/47 | 68-78 | (10) | 24-63/25-48 | .381/.521 | 3-14/6-13  | .214/.462 | 17-22/22-28 | .773/.786 |
| UTSA               | 48/28 | 33/34 | 81-62 | +19  | 31-60/24-61 | .517/.393 | 6-14/4-15  | .429/.267 | 13-14/10-13 | .929/.769 |
| CS NORTHRIDGE      | 46/40 | 41/35 | 87-75 | +12  | 30-64/27-64 | .469/.422 | 5-16/5-13  | .313/.385 | 22-27/16-22 | .815/.727 |
| Montana            | 42/31 | 43/29 | 85-60 | +25  | 30-58/19-49 | .517/.388 | 9-21/6-16  | .429/.375 | 16-27/16-21 | .593/.762 |
| Iowa State         | 37/48 | 25/35 | 62-83 | (21) | 24-65/28-58 | .369/.483 | 4-20/7-22  | .200/.318 | 10-17/20-25 | .588/.800 |
| UTAH               | 26/35 | 35/23 | 61-58 | +3   | 19-61/19-52 | .311/.365 | 7-26/6-23  | .269/.261 | 16-23/14-18 | .696/.778 |
| Weber State        | 36/26 | 42/42 | 78-68 | +10  | 29-54/25-56 | .537/.446 | 2-10/4-19  | .200/.211 | 18-20/14-25 | .900/.560 |
| EASTERN NEW MEXICO | 44/29 | 51/33 | 95-62 | +33  | 38-71/24-66 | .535/.364 | 10-24/8-27 | .417/.296 | 9-14/6-10   | .643/.600 |
| Baylor             | 31/40 | 33/39 | 64-79 | (15) | 24-62/27-60 | .387/.450 | 2-12/9-18  | .167/.500 | 14-18/16-25 | .778/.640 |
| NORTHERN ARIZONA   | 48/23 | 36/31 | 84-54 | +30  | 32-69/22-60 | .464/.367 | 8-25/4-18  | .320/.222 | 12-19/6-10  | .632/.600 |
| Virginia Tech      | 56/31 | 41/40 | 97-71 | +26  | 33-71/24-63 | .465/.381 | 7-19/2-20  | .368/.100 | 24-29/21-38 | .828/.553 |
| LOYOLA MARYMOUNT   | 35/20 | 57/31 | 92-51 | +41  | 32-64/20-65 | .500/.308 | 10-23/6-22 | .435/.273 | 18-24/5-7   | .750/.714 |
| San Francisco Dons | 37/46 | 43/30 | 80-76 | +4   | 31-63/28-56 | .492/.500 | 7-18/11-24 | .389/.458 | 11-20/9-15  | .550/.600 |
| PEPPERDINE         | 30/35 | 46/16 | 76-51 | +25  | 27-63/19-48 | .429/.396 | 5-17/6-17  | .294/.353 | 17-22/7-12  | .773/.583 |
| Santa Clara        | 41/32 | 41/32 | 82-64 | +18  | 30-56/25-65 | .536/.385 | 6-12/7-22  | .500/.318 | 16-22/7-15  | .727/.467 |
| SAINT MARY'S       | 34/27 | 35/43 | 69-70 | (1)  | 27-51/25-60 | .529/.417 | 6-13/10-25 | .462/.400 | 9-12/10-15  | .750/.667 |
| SAN DIEGO          | 43/31 | 31/26 | 74-57 | +17  | 28-62/18-49 | .452/.367 | 3-14/7-20  | .214/.350 | 15-19/14-23 | .789/.609 |
| GONZAGA BULLDOGS   | 21/40 | 42/43 | 63-83 | (20) | 21-59/29-51 | .356/.569 | 4-17/6-18  | .235/.333 | 17-22/19-23 | .773/.826 |
| Portland           | 39/29 | 46/38 | 85-67 | +18  | 31-60/23-49 | .517/.469 | 6-12/4-12  | .500/.333 | 17-27/17-30 | .630/.567 |
| Pepperdine         | 20/31 | 43/30 | 63-61 | +2   | 25-60/22-52 | .417/.423 | 6-16/6-20  | .375/.300 | 7-11/11-15  | .636/.733 |
| SANTA CLARA        | 47/46 | 49/33 | 96-79 | +17  | 35-60/24-63 | .583/.381 | 5-11/9-24  | .455/.375 | 21-32/22-29 | .656/.759 |
| San Diego          | 36/40 | 32/34 | 68-74 | (6)  | 26-62/28-56 | .419/.500 | 5-18/6-17  | .278/.353 | 11-22/12-16 | .500/.750 |
| SAN FRANCISCO      | 48/39 | 39/60 | 87-99 | (12) | 28-66/32-56 | .424/.571 | 6-19/14-23 | .316/.609 | 25-29/21-34 | .862/.618 |
| PORTLAND           | 46/25 | 40/47 | 86-72 | +14  | 34-57/28-60 | .596/.467 | 6-13/9-22  | .462/.409 | 12-16/7-14  | .750/.500 |
| UTAH STATE         | 41/32 | 29/36 | 70-68 | +2   | 19-54/23-52 | .352/.442 | 4-21/5-21  | .190/.238 | 28-33/17-27 | .848/.630 |
| Saint Mary's (CA)  | 32/28 | 25/36 | 57-64 | (7)  | 21-41/18-50 | .512/.360 | 3-9/6-24   | .333/.250 | 12-19/22-26 | .632/.846 |
| GONZAGA            | 31/35 | 34/35 | 65-70 | (5)  | 23-63/22-53 | .365/.415 | 6-17/6-30  | .353/.200 | 13-22/20-34 | .591/.588 |
| Loyola Marymount   | 34/28 | 39/42 | 73-70 | +3   | 21-47/24-62 | .447/.387 | 6-16/9-25  | .375/.360 | 25-34/13-19 | .735/.684 |
| San Diego          | 28/35 | 41/37 | 69-72 | (3)  | 26-58/23-53 | .448/.434 | 4-11/8-21  | .364/.381 | 13-19/18-28 | .684/.643 |
| WASHINGTON         | 33/35 | 57/44 | 90-79 | +11  | 31-66/28-67 | .470/.418 | 7-22/8-22  | .318/.364 | 21-23/15-17 | .913/.882 |
| MERCER             | 44/35 | 46/36 | 90-71 | +19  | 29-63/27-62 | .460/.435 | 10-24/9-22 | .417/.409 | 22-29/8-14  | .759/.571 |
| Southern Miss      | 40/29 | 39/33 | 79-62 | +17  | 29-65/21-63 | .446/.333 | 11-27/4-17 | .407/.235 | 10-14/16-27 | .714/.593 |
| BAYLOR             | 33/35 | 37/41 | 70-76 | (6)  | 25-60/26-60 | .417/.433 | 5-20/5-15  | .250/.333 | 15-20/19-24 | .750/.792 |

| Opponent           | Reb.  | Mar | Assist | TO    | Block | Steal | Fouls |
|--------------------|-------|-----|--------|-------|-------|-------|-------|
| TENNESSEE STATE    | 40/40 | -   | 20/15  | 17/17 | 8/4   | 4/8   | 19/24 |
| GEORGIA STATE      | 41/33 | +8  | 21/9   | 16/14 | 6/3   | 12/13 | 15/14 |
| Florida State      | 40/41 | (1) | 18/20  | 12/20 | 5/8   | 10/4  | 26/23 |
| Notre Dame         | 37/34 | +3  | 16/14  | 9/13  | 0/7   | 5/4   | 22/16 |
| UTSA               | 48/21 | +27 | 19/10  | 18/11 | 2/0   | 4/9   | 15/16 |
| CS NORTHRIDGE      | 39/37 | +2  | 18/15  | 12/13 | 5/0   | 5/5   | 19/23 |
| Montana            | 35/30 | +5  | 18/8   | 7/17  | 4/2   | 11/4  | 17/22 |
| Iowa State         | 37/40 | (3) | 15/16  | 18/15 | 2/3   | 10/12 | 17/13 |
| UTAH               | 42/40 | +2  | 9/12   | 11/15 | 3/4   | 10/3  | 16/21 |
| Weber State        | 36/28 | +8  | 10/11  | 13/11 | 2/1   | 6/4   | 20/19 |
| EASTERN NEW MEXICO | 44/37 | +7  | 27/15  | 11/15 | 4/0   | 12/4  | 14/19 |
| Baylor             | 40/42 | (2) | 11/19  | 14/11 | 3/6   | 8/9   | 22/15 |
| NORTHERN ARIZONA   | 43/41 | +2  | 20/10  | 13/24 | 4/2   | 15/10 | 12/15 |
| Virginia Tech      | 48/39 | +9  | 18/11  | 17/15 | 0/4   | 6/6   | 25/19 |
| LOYOLA MARYMOUNT   | 55/28 | +27 | 16/10  | 14/16 | 1/4   | 13/4  | 13/15 |
| San Francisco Dons | 38/34 | +4  | 10/15  | 9/14  | 1/0   | 7/3   | 16/19 |
| PEPPERDINE         | 39/33 | +6  | 18/7   | 6/16  | 1/1   | 13/3  | 14/18 |
| Santa Clara        | 37/38 | (1) | 18/15  | 11/15 | 2/7   | 12/9  | 15/20 |
| SAINT MARY'S       | 29/36 | (7) | 18/15  | 11/10 | 3/3   | 2/6   | 14/17 |
| SAN DIEGO          | 44/29 | +15 | 16/12  | 10/13 | 2/6   | 9/3   | 18/18 |
| GONZAGA BULLDOGS   | 29/37 | (8) | 9/17   | 14/19 | 4/5   | 14/9  | 20/18 |
| Portland           | 30/36 | (6) | 16/15  | 11/17 | 3/5   | 12/8  | 24/19 |
| Pepperdine         | 36/33 | +3  | 14/15  | 11/14 | 1/3   | 7/8   | 16/15 |
| SANTA CLARA        | 41/33 | +8  | 19/14  | 10/11 | 3/1   | 8/6   | 20/23 |
| San Diego          | 34/41 | (7) | 10/16  | 15/20 | 1/5   | 12/4  | 19/17 |
| SAN FRANCISCO      | 30/38 | (8) | 16/21  | 7/12  | 0/2   | 8/4   | 23/22 |
| PORTLAND           | 31/28 | +3  | 26/22  | 8/12  | 4/1   | 5/7   | 14/13 |
| UTAH STATE         | 33/39 | (6) | 10/14  | 12/18 | 2/8   | 14/5  | 27/24 |
| Saint Mary's (CA)  | 26/33 | (7) | 9/9    | 14/10 | 1/2   | 4/8   | 23/15 |
| GONZAGA            | 43/39 | +4  | 13/15  | 8/7   | 0/2   | 4/5   | 23/18 |
| Loyola Marymount   | 43/27 | +16 | 10/12  | 19/9  | 0/7   | 6/10  | 24/26 |
| San Diego          | 38/35 | +3  | 12/14  | 13/12 | 0/4   | 4/7   | 21/18 |
| WASHINGTON         | 43/34 | +9  | 21/18  | 12/10 | 5/5   | 8/8   | 17/18 |
| MERCER             | 43/31 | +12 | 21/19  | 8/12  | 2/5   | 5/3   | 15/22 |
| Southern Miss      | 47/41 | +6  | 24/9   | 10/8  | 1/5   | 3/6   | 21/18 |
| BAYLOR             | 40/33 | +7  | 9/16   | 11/7  | 4/0   | 3/3   | 22/19 |



ZYLSTRA

Note: Game totals are displayed in the format BYU/OPPONENT for each category

## 2012-13 INDIVIDUAL GAME-BY-GAME (POINTS-REBOUNDS-ASSISTS)

| Opponent              | Score | W/L | 00      |         | 1      | 2      | 3        | 5       | 10     | 12 |
|-----------------------|-------|-----|---------|---------|--------|--------|----------|---------|--------|----|
|                       |       |     | DAVIES  | DELGADO | CUSICK | HAWS   | AMBROSIO | CARLINO | SHARP  |    |
| TENNESSEE STATE       | 81-66 | W   | 16-7-3  | 0-0-0   | 6-4-4  | 22-4-1 | 3-0-0    | 9-5-10  | 7-3-1  |    |
| GEORGIA STATE         | 80-62 | W   | 28-9-3  | 0-4-1   | 3-1-2  | 22-7-5 | 0-0-0    | 11-4-7  | 4-6-0  |    |
| vs Florida State      | 70-88 | L   | 19-5-1  | 0-0-1   | 10-2-3 | 23-9-5 | 0-1-0    | 0-3-2   | 0-0-0  |    |
| vs Notre Dame         | 68-78 | L   | 12-5-3  | DNP     | 5-1-2  | 21-8-4 | 0-2-0    | 2-2-3   | 7-10-1 |    |
| UTSA                  | 81-62 | W   | 22-10-3 | 2-0-1   | 7-8-4  | 20-6-3 | 6-3-2    | 2-2-3   | 8-6-0  |    |
| CAL STATE NORTHRIDGE  | 87-75 | W   | 12-8-3  | DNP     | 5-3-2  | 32-6-1 | 2-1-0    | 8-2-6   | 9-3-1  |    |
| vs Montana            | 85-60 | W   | 21-10-6 | 5-0-1   | 6-3-2  | 18-2-3 | 6-1-0    | 6-2-2   | 13-8-0 |    |
| at Iowa State         | 62-83 | L   | 20-6-3  | 2-2-0   | 0-3-3  | 9-2-3  | 0-0-0    | 12-3-3  | 0-2-0  |    |
| UTAH                  | 61-58 | W   | 11-6-0  | 0-1-0   | 8-0-2  | 14-6-1 | DNP      | 19-3-5  | 2-9-0  |    |
| at Weber State        | 78-68 | W   | 33-8-1  | 2-2-2   | 2-4-1  | 23-6-3 | 0-0-0    | 6-4-2   | 0-2-1  |    |
| EASTERN NEW MEXICO    | 95-62 | W   | 17-6-3  | 4-6-3   | 8-5-6  | 19-5-1 | 14-8-2   | 3-2-3   | 6-3-0  |    |
| at Baylor             | 64-79 | L   | 26-17-3 | 7-2-0   | 0-3-2  | 13-4-3 | 0-3-1    | 8-3-1   | 0-2-0  |    |
| NORTHERN ARIZONA      | 84-54 | W   | 27-10-1 | 11-0-2  | 0-2-0  | 15-4-4 | 8-4-2    | 6-2-6   | 2-4-1  |    |
| vs Virginia Tech      | 97-71 | W   | 17-4-4  | 5-3-0   | 0-2-3  | 42-3-1 | 0-1-0    | 9-4-2   | 10-3-1 |    |
| LOYOLA MARYMOUNT      | 92-51 | W   | 12-9-3  | 7-1-0   | 6-4-2  | 20-9-1 | 5-4-1    | 21-5-5  | 7-12-2 |    |
| at San Francisco Dons | 80-76 | W   | 6-2-3   | 0-0-1   | 4-4-0  | 22-4-1 | DNP      | 22-7-4  | 6-10-0 |    |
| PEPPERDINE            | 76-51 | W   | 19-9-2  | 0-0-0   | 8-2-2  | 24-2-1 | 3-5-0    | 13-4-4  | 0-5-0  |    |
| at Santa Clara        | 82-64 | W   | 13-8-2  | 0-0-0   | 0-1-0  | 24-5-1 | 0-0-0    | 13-5-8  | 5-5-2  |    |
| SAINT MARYS           | 69-70 | L   | 12-0-2  | DNP     | 0-1-3  | 23-7-1 | 0-0-0    | 16-4-5  | 3-2-2  |    |
| SAN DIEGO             | 74-57 | W   | 17-7-0  | 0-0-0   | 2-1-3  | 25-2-1 | 0-2-0    | 11-3-6  | 3-1-1  |    |
| at GONZAGA BULLDOGS   | 63-83 | L   | 14-6-0  | 0-0-0   | 2-0-2  | 1-4-0  | 0-0-0    | 11-1-4  | 14-1-0 |    |
| at Portland           | 85-67 | W   | 20-11-1 | DNP     | 3-1-1  | 19-3-2 | 0-0-0    | 24-2-6  | 6-5-2  |    |
| at Pepperdine         | 63-61 | W   | 20-12-3 | DNP     | 0-0-1  | 21-2-3 | 0-0-0    | 12-5-4  | 0-2-0  |    |
| SANTA CLARA           | 96-79 | W   | 16-11-2 | 0-0-0   | 3-0-2  | 24-2-5 | 2-0-0    | 28-3-6  | 14-6-1 |    |
| at San Diego          | 68-74 | L   | 20-10-2 | DNP     | 3-1-0  | 27-3-0 | 3-0-0    | 9-3-4   | 0-0-2  |    |
| SAN FRANCISCO         | 87-99 | L   | 13-9-3  | DNP     | 12-3-3 | 16-4-4 | 0-0-0    | 10-0-3  | 6-6-1  |    |
| PORTLAND              | 86-72 | W   | 23-4-5  | 0-0-0   | 10-3-7 | 28-8-3 | 0-0-0    | 10-2-7  | 0-1-1  |    |
| UTAH STATE            | 70-68 | W   | 10-4-1  | 0-0-0   | 4-5-2  | 27-2-0 | 0-0-0    | 9-3-5   | 2-2-0  |    |
| at Saint Marys (CA)   | 57-64 | L   | 25-9-4  | 3-1-0   | 3-1-0  | 12-6-1 | DNP      | 2-1-2   | 0-0-0  |    |
| GONZAGA               | 65-70 | L   | 12-11-3 | 0-2-0   | 10-4-3 | 19-6-0 | 0-0-0    | 7-4-2   | 0-0-0  |    |
| at Loyola Marymount   | 73-70 | W   | 11-8-0  | 0-0-0   | 3-5-1  | 24-6-0 | 3-3-0    | 11-3-7  | 4-4-1  |    |
| vs San Diego          | 69-72 | L   | 20-9-8  | 0-0-0   | 4-1-1  | 20-1-0 | 0-2-0    | 13-7-2  | 2-1-0  |    |
| WASHINGTON            | 90-79 | W   | 22-9-0  | DNP     | 0-1-1  | 37-6-3 | 0-1-0    | 20-7-9  | DNP    |    |
| MERCER                | 90-71 | W   | 26-10-3 | 0-0-0   | 0-1-3  | 24-2-2 | 1-2-0    | 18-6-9  | DNP    |    |
| at Southern Miss      | 79-62 | W   | 12-13-3 | DNP     | 0-1-1  | 25-5-4 | DNP      | 15-6-9  | DNP    |    |
| vs BAYLOR             | 70-76 | L   | 13-5-1  | DNP     | 0-1-0  | 25-4-0 | DNP      | 19-6-5  | DNP    |    |

| Opponent              | Score | W/L | 13      | 20     | 23      | 33     | 42      | 44      |
|-----------------------|-------|-----|---------|--------|---------|--------|---------|---------|
|                       |       |     | ZYLSTRA | WINDER | CALVERT | AUSTIN | HARWARD | KAUFUSI |
| TENNESSEE STATE       | 81-66 | W   | 11-4-1  | DNP    | 3-1-0   | 4-7-0  | 0-0-0   | DNP     |
| GEORGIA STATE         | 80-62 | W   | 8-2-1   | DNP    | 0-0-0   | 4-4-2  | 0-1-0   | DNP     |
| vs Florida State      | 70-88 | L   | 10-3-4  | 0-0-0  | 4-0-2   | 4-8-0  | 0-1-0   | DNP     |
| vs Notre Dame         | 68-78 | L   | 10-4-3  | DNP    | 0-0-0   | 4-2-0  | 7-0-0   | DNP     |
| UTSA                  | 81-62 | W   | 5-5-3   | 1-0-0  | 2-1-0   | 2-2-0  | 4-3-0   | DNP     |
| CAL STATE NORTHRIDGE  | 87-75 | W   | 14-7-5  | 0-0-0  | DNP     | 3-5-0  | 2-1-0   | DNP     |
| vs Montana            | 85-60 | W   | 8-5-2   | 0-0-0  | 0-0-1   | 0-0-0  | 2-4-1   | DNP     |
| at Iowa State         | 62-83 | L   | 8-3-2   | 0-2-0  | 0-1-0   | 8-5-1  | 3-1-0   | DNP     |
| UTAH                  | 61-58 | W   | 0-5-1   | 3-1-0  | DNP     | 2-3-0  | 2-2-0   | DNP     |
| at Weber State        | 78-68 | W   | 0-2-0   | DNP    | 9-1-0   | 3-6-0  | 0-1-0   | DNP     |
| EASTERN NEW MEXICO    | 95-62 | W   | 6-2-0   | 3-1-3  | 10-2-2  | 5-3-4  | 0-0-0   | DNP     |
| at Baylor             | 64-79 | L   | 2-0-0   | 0-0-0  | 0-2-1   | 8-2-0  | 0-0-0   | DNP     |
| NORTHERN ARIZONA      | 84-54 | W   | 6-4-2   | 1-3-2  | 3-1-0   | 5-4-0  | 0-1-0   | DNP     |
| vs Virginia Tech      | 97-71 | W   | 2-4-4   | 0-1-1  | 4-3-2   | 6-8-0  | 2-5-0   | DNP     |
| LOYOLA MARYMOUNT      | 92-51 | W   | 4-3-0   | 4-0-0  | 2-0-1   | 2-7-1  | 0-0-0   | 2-0-0   |
| at San Francisco Dons | 80-76 | W   | 16-7-1  | 0-1-0  | DNP     | 2-2-0  | 0-0-0   | 2-1-0   |
| PEPPERDINE            | 76-51 | W   | 5-4-6   | 2-0-0  | 0-1-1   | 2-6-2  | DNP     | 0-0-0   |
| at Santa Clara        | 82-64 | W   | 15-2-3  | 10-4-0 | DNP     | 2-4-2  | 0-0-0   | 0-0-0   |
| SAINT MARYS           | 69-70 | L   | 6-4-3   | 3-4-1  | DNP     | 6-4-1  | DNP     | DNP     |
| SAN DIEGO             | 74-57 | W   | 10-7-4  | 6-2-0  | 0-0-0   | 0-9-1  | 0-0-0   | 0-5-0   |
| at GONZAGA BULLDOGS   | 63-83 | L   | 6-4-1   | 6-1-2  | DNP     | 9-5-0  | DNP     | 0-1-0   |
| at Portland           | 85-67 | W   | 5-3-3   | 6-3-1  | DNP     | 2-2-0  | DNP     | DNP     |
| at Pepperdine         | 63-61 | W   | 0-2-1   | 6-1-1  | 0-1-0   | 4-6-0  | DNP     | 0-3-1   |
| SANTA CLARA           | 96-79 | W   | 8-8-3   | 0-0-0  | 0-0-0   | 1-5-0  | 0-0-0   | 0-1-0   |
| at San Diego          | 68-74 | L   | 0-6-2   | 2-1-0  | DNP     | 3-8-0  | 0-0-0   | 1-1-0   |
| SAN FRANCISCO         | 87-99 | L   | 18-3-1  | 2-0-0  | 3-0-1   | 2-1-0  | DNP     | 5-1-0   |
| PORTLAND              | 86-72 | W   | 9-6-0   | 2-0-3  | 0-0-0   | 2-2-0  | DNP     | 2-1-0   |
| UTAH STATE            | 70-68 | W   | 10-3-1  | 4-4-0  | 2-0-1   | 0-3-0  | DNP     | 2-3-0   |
| at Saint Marys (CA)   | 57-64 | L   | 6-0-1   | 0-0-0  | 0-0-0   | 6-2-1  | DNP     | 0-2-0   |
| GONZAGA               | 65-70 | L   | 10-5-2  | 2-1-2  | 0-0-0   | 2-3-0  | 0-1-0   | 3-2-1   |
| at Loyola Marymount   | 73-70 | W   | 8-1-1   | 0-0-0  | 4-2-0   | 3-2-0  | DNP     | 2-6-0   |
| vs San Diego          | 69-72 | L   | 4-4-1   | 0-1-0  | 0-1-0   | 6-4-0  | DNP     | 0-1-0   |
| WASHINGTON            | 90-79 | W   | 4-4-3   | 0-0-0  | 5-4-3   | 2-5-2  | DNP     | 0-0-0   |
| MERCER                | 90-71 | W   | 14-6-2  | 1-1-0  | 0-1-1   | 4-7-1  | 0-0-0   | 2-3-0   |
| at Southern Miss      | 79-62 | W   | 23-10-4 | 0-0-0  | 0-1-2   | 4-8-1  | DNP     | 0-2-0   |
| vs BAYLOR             | 70-76 | L   | 2-6-1   | DNP    | 2-2-1   | 9-11-1 | DNP     | 0-1-0   |



**INDIVIDUAL STATISTICS - ALL GAMES**

| RECORD         | OVERALL | HOME | AWAY | NEUTRAL |
|----------------|---------|------|------|---------|
| ALL GAMES      | 24-12   | 15-3 | 7-5  | 2-4     |
| CONFERENCE     | 10-6    | 5-3  | 5-3  | 0-0     |
| NON-CONFERENCE | 14-6    | 10-0 | 2-2  | 2-4     |

| ## | Player             | GP        | GS | Min  | Avg  | TOTAL      |             |             | 3-PTS      |            |             | F-THROW    |            |             | REBOUNDS   |            |             | Avg         |
|----|--------------------|-----------|----|------|------|------------|-------------|-------------|------------|------------|-------------|------------|------------|-------------|------------|------------|-------------|-------------|
|    |                    |           |    |      |      | FG         | FGA         | Pct         | 3FG        | FGA        | Pct         | FT         | FTA        | Pct         | Off        | Def        | Tot         |             |
| 3  | HAWS, Tyler        | 36        | 36 | 1235 | 34.3 | 276        | 571         | .483        | 43         | 113        | .381        | 185        | 211        | .877        | 49         | 116        | 165         | 4.6         |
| 0  | DAVIES, Brandon    | 36        | 36 | 1054 | 29.3 | 229        | 439         | .522        | 5          | 14         | .357        | 174        | 255        | .682        | 74         | 213        | 287         | 8.0         |
| 10 | CARLINO, Matt      | 36        | 32 | 1034 | 28.7 | 154        | 377         | .408        | 56         | 167        | .335        | 51         | 71         | .718        | 23         | 105        | 128         | 3.6         |
| 13 | ZYLSTRA, Brock     | 36        | 33 | 928  | 25.8 | 95         | 224         | .424        | 46         | 130        | .354        | 37         | 50         | .740        | 22         | 126        | 148         | 4.1         |
| 12 | SHARP, Josh        | 32        | 22 | 592  | 18.5 | 55         | 97          | .567        | 2          | 6          | .333        | 28         | 39         | .718        | 60         | 64         | 124         | 3.9         |
| 2  | CUSICK, Craig      | 36        | 12 | 689  | 19.1 | 45         | 118         | .381        | 29         | 72         | .403        | 18         | 27         | .667        | 9          | 73         | 82          | 2.3         |
| 33 | AUSTIN, Nate       | 36        | 7  | 631  | 17.5 | 52         | 109         | .477        | 3          | 15         | .200        | 24         | 41         | .585        | 77         | 88         | 165         | 4.6         |
| 20 | WINDER, Anson      | 31        | 1  | 250  | 8.1  | 19         | 50          | .380        | 5          | 20         | .250        | 21         | 33         | .636        | 8          | 24         | 32          | 1.0         |
| 23 | CALVERT, Cory      | 28        | 0  | 208  | 7.4  | 19         | 60          | .317        | 5          | 28         | .179        | 10         | 15         | .667        | 6          | 19         | 25          | 0.9         |
| 1  | DELGADO, Raul      | 26        | 0  | 171  | 6.6  | 18         | 52          | .346        | 8          | 31         | .258        | 4          | 5          | .800        | 6          | 18         | 24          | 0.9         |
| 5  | AMBROSINO, Agustin | 31        | 1  | 191  | 6.2  | 20         | 52          | .385        | 11         | 34         | .324        | 5          | 10         | .500        | 10         | 33         | 43          | 1.4         |
| 44 | KAUFUSI, Bronson   | 20        | 0  | 128  | 6.4  | 9          | 15          | .600        | 0          | 0          | .000        | 3          | 11         | .273        | 16         | 18         | 34          | 1.7         |
| 42 | HARWARD, Ian       | 22        | 0  | 89   | 4.0  | 8          | 24          | .333        | 0          | 0          | .000        | 6          | 9          | .667        | 11         | 10         | 21          | 1.0         |
| TM | TEAM               |           |    |      |      |            |             |             |            |            |             |            |            |             | 62         | 59         | 121         | 3.4         |
|    | <b>Total</b>       | <b>36</b> |    |      |      | <b>999</b> | <b>2188</b> | <b>.457</b> | <b>213</b> | <b>630</b> | <b>.338</b> | <b>566</b> | <b>777</b> | <b>.728</b> | <b>433</b> | <b>966</b> | <b>1399</b> | <b>38.9</b> |
|    | <b>Opponents</b>   | <b>36</b> |    |      |      | <b>872</b> | <b>2072</b> | <b>.421</b> | <b>242</b> | <b>730</b> | <b>.332</b> | <b>516</b> | <b>764</b> | <b>.675</b> | <b>368</b> | <b>891</b> | <b>1259</b> | <b>35.0</b> |

**CONTINUED :**

| ## | Player             | PF         | FO        | A          | TO         | Blk        | Stl        | Pts         | Avg         |
|----|--------------------|------------|-----------|------------|------------|------------|------------|-------------|-------------|
| 3  | HAWS, Tyler        | 54         | 0         | 71         | 71         | 5          | 45         | 780         | 21.7        |
| 0  | DAVIES, Brandon    | 111        | 2         | 88         | 92         | 35         | 48         | 637         | 17.7        |
| 10 | CARLINO, Matt      | 58         | 0         | 171        | 98         | 2          | 64         | 415         | 11.5        |
| 13 | ZYLSTRA, Brock     | 80         | 2         | 72         | 37         | 4          | 33         | 273         | 7.6         |
| 12 | SHARP, Josh        | 68         | 0         | 21         | 21         | 7          | 13         | 140         | 4.4         |
| 2  | CUSICK, Craig      | 61         | 1         | 74         | 30         | 0          | 29         | 137         | 3.8         |
| 33 | AUSTIN, Nate       | 92         | 5         | 20         | 21         | 23         | 21         | 131         | 3.6         |
| 20 | WINDER, Anson      | 28         | 0         | 16         | 9          | 2          | 13         | 64          | 2.1         |
| 23 | CALVERT, Cory      | 18         | 0         | 19         | 17         | 0          | 5          | 53          | 1.9         |
| 1  | DELGADO, Raul      | 28         | 0         | 12         | 8          | 3          | 9          | 48          | 1.8         |
| 5  | AMBROSINO, Agustin | 23         | 0         | 8          | 13         | 2          | 3          | 56          | 1.8         |
| 44 | KAUFUSI, Bronson   | 28         | 1         | 2          | 4          | 4          | 5          | 21          | 1.1         |
| 42 | HARWARD, Ian       | 29         | 1         | 1          | 9          | 2          | 3          | 22          | 1.0         |
| TM | TEAM               | 0          |           |            | 2          |            |            | 0           |             |
|    | <b>Total</b>       | <b>678</b> | <b>12</b> | <b>575</b> | <b>492</b> | <b>89</b>  | <b>291</b> | <b>2777</b> | <b>77.1</b> |
|    | <b>Opponents</b>   | <b>671</b> | <b>15</b> | <b>505</b> | <b>493</b> | <b>125</b> | <b>224</b> | <b>2502</b> | <b>69.5</b> |





## INDIVIDUAL STATS - WCC GAMES

|            |         |      |      |         |
|------------|---------|------|------|---------|
| RECORD     | OVERALL | HOME | AWAY | NEUTRAL |
| CONFERENCE | 10-6    | 5-3  | 5-3  | 0-0     |

| ### | Player             | GP        | GS | Min | Avg  | TOTAL      |            |              | 3-PTS      |            |              | F-THROW    |            |              | REBOUNDS   |            |            |             |
|-----|--------------------|-----------|----|-----|------|------------|------------|--------------|------------|------------|--------------|------------|------------|--------------|------------|------------|------------|-------------|
|     |                    |           |    |     |      | FG         | FGA        | Pct          | 3FG        | FGA        | Pct          | FT         | FIA        | Pct          | Off        | Def        | Tot        | Avg         |
| 3   | HAWES, Tyler       | 16        | 16 | 562 | 35.1 | 117        | 247        | .474         | 15         | 41         | .366         | 80         | 98         | .816         | 18         | 55         | 73         | 4.6         |
| 0   | DAVIES, Brandon    | 16        | 16 | 470 | 29.4 | 94         | 186        | .505         | 0          | 4          | .000         | 65         | 102        | .637         | 31         | 95         | 126        | 7.9         |
| 10  | CARLINO, Matt      | 16        | 16 | 505 | 31.6 | 82         | 188        | .436         | 26         | 71         | .366         | 30         | 43         | .698         | 8          | 44         | 52         | 3.3         |
| 13  | ZYLSTRA, Brock     | 16        | 16 | 430 | 26.9 | 44         | 100        | .440         | 20         | 56         | .357         | 18         | 25         | .720         | 9          | 56         | 65         | 4.1         |
| 2   | CUSICK, Craig      | 16        | 4  | 280 | 17.5 | 22         | 43         | .512         | 16         | 24         | .667         | 9          | 14         | .643         | 3          | 28         | 31         | 1.9         |
| 12  | SHARP, Josh        | 16        | 11 | 286 | 17.9 | 26         | 43         | .605         | 2          | 3          | .667         | 14         | 19         | .737         | 33         | 27         | 60         | 3.8         |
| 20  | WINDER, Anson      | 16        | 1  | 160 | 10.0 | 17         | 35         | .486         | 5          | 14         | .357         | 12         | 17         | .706         | 6          | 12         | 18         | 1.1         |
| 33  | AUSTIN, Nate       | 16        | 0  | 281 | 17.6 | 20         | 39         | .513         | 1          | 8          | .125         | 7          | 15         | .467         | 29         | 39         | 68         | 4.3         |
| 44  | KAUFUSI, Bronson   | 14        | 0  | 81  | 5.8  | 7          | 11         | .636         | 0          | 0          | .000         | 3          | 11         | .273         | 12         | 12         | 24         | 1.7         |
| 5   | AMBROSINO, Agustin | 14        | 0  | 51  | 3.6  | 5          | 13         | .385         | 3          | 7          | .429         | 3          | 4          | .750         | 3          | 11         | 14         | 1.0         |
| 1   | DELGADO, Raul      | 11        | 0  | 39  | 3.5  | 3          | 14         | .214         | 2          | 12         | .167         | 2          | 2          | 1.000        | 1          | 3          | 4          | 0.4         |
| 23  | CALVERT, Cory      | 10        | 0  | 44  | 4.4  | 3          | 13         | .231         | 0          | 5          | .000         | 3          | 3          | 1.000        | 2          | 2          | 4          | 0.4         |
| 42  | HARWARD, Ian       | 7         | 0  | 11  | 1.6  | 0          | 2          | .000         | 0          | 0          | .000         | 0          | 0          | .000         | 1          | 0          | 1          | 0.1         |
| TM  | TEAM               |           |    |     |      |            |            |              |            |            |              |            |            |              | 23         | 22         | 45         | 2.8         |
|     | <b>Total</b>       | <b>16</b> |    |     |      | <b>440</b> | <b>934</b> | <b>0.471</b> | <b>90</b>  | <b>245</b> | <b>0.367</b> | <b>246</b> | <b>353</b> | <b>0.697</b> | <b>179</b> | <b>406</b> | <b>585</b> | <b>36.6</b> |
|     | <b>Opponents</b>   | <b>16</b> |    |     |      | <b>385</b> | <b>895</b> | <b>0.43</b>  | <b>122</b> | <b>345</b> | <b>0.354</b> | <b>216</b> | <b>327</b> | <b>0.661</b> | <b>157</b> | <b>386</b> | <b>543</b> | <b>33.9</b> |

## CONTINUED :

| ### | Player             | PF         | FO       | A          | TO         | Blk       | Stl        | Pts         | Avg         |
|-----|--------------------|------------|----------|------------|------------|-----------|------------|-------------|-------------|
| 3   | HAWES, Tyler       | 24         | 0        | 24         | 26         | 0         | 18         | 329         | 20.6        |
| 0   | DAVIES, Brandon    | 52         | 2        | 35         | 41         | 10        | 21         | 253         | 15.8        |
| 10  | CARLINO, Matt      | 27         | 0        | 77         | 48         | 2         | 37         | 220         | 13.8        |
| 13  | ZYLSTRA, Brock     | 33         | 1        | 32         | 21         | 2         | 15         | 126         | 7.9         |
| 2   | CUSICK, Craig      | 26         | 1        | 30         | 6          | 0         | 8          | 69          | 4.3         |
| 12  | SHARP, Josh        | 32         | 0        | 15         | 9          | 0         | 8          | 68          | 4.3         |
| 20  | WINDER, Anson      | 21         | 0        | 10         | 4          | 1         | 11         | 51          | 3.2         |
| 33  | AUSTIN, Nate       | 41         | 2        | 8          | 9          | 10        | 9          | 48          | 3.0         |
| 44  | KAUFUSI, Bronson   | 13         | 1        | 2          | 2          | 1         | 5          | 17          | 1.2         |
| 5   | AMBROSINO, Agustin | 9          | 0        | 1          | 4          | 0         | 1          | 16          | 1.1         |
| 1   | DELGADO, Raul      | 9          | 0        | 1          | 3          | 1         | 1          | 10          | 0.9         |
| 23  | CALVERT, Cory      | 3          | 0        | 3          | 4          | 0         | 1          | 9           | 0.9         |
| 42  | HARWARD, Ian       | 6          | 0        | 0          | 0          | 0         | 1          | 0           | 0.0         |
| TM  | TEAM               | 0          |          |            | 1          |           |            | 0           |             |
|     | <b>Total</b>       | <b>296</b> | <b>7</b> | <b>238</b> | <b>178</b> | <b>27</b> | <b>136</b> | <b>1216</b> | <b>76.0</b> |
|     | <b>Opponents</b>   | <b>293</b> | <b>8</b> | <b>230</b> | <b>215</b> | <b>54</b> | <b>97</b>  | <b>1108</b> | <b>69.2</b> |





## 2012-13 RESULTS &amp; LEADERS - ALL GAMES

| DATE       | OPPONENT             | W/L | SCORE | ATTENDANCE | POINTS                                 | REBOUNDS                              |
|------------|----------------------|-----|-------|------------|--|---------------------------------------|
| ^ 11/9/12  | TENNESSEE STATE      | W   | 81-66 | 16283      | (22)HAWS, Tyler                        | (7)AUSTIN, Nate<br>(7)DAVIES, Brandon |
| ^ 11/13/12 | GEORGIA STATE        | W   | 80-62 | 13181      | (28)DAVIES, Brandon                    | (9)DAVIES, Brandon                    |
| ^ 11/16/12 | vs Florida State     | L   | 70-88 | 6433       | (23)HAWS, Tyler                        | (9)HAWS, Tyler                        |
| ^ 11/17/12 | vs Notre Dame        | L   | 68-78 | 5502       | (21)HAWS, Tyler                        | (10)SHARP, Josh                       |
| 11/21/12   | UTSA                 | W   | 81-62 | 16475      | (22)DAVIES, Brandon                    | (10)DAVIES, Brandon                   |
| 11/24/12   | CAL STATE NORTHRIDGE | W   | 87-75 | 20900      | (32)HAWS, Tyler                        | (8)DAVIES, Brandon                    |
| 11/28/12   | vs Montana           | W   | 85-60 | 12378      | (21)DAVIES, Brandon                    | (10)DAVIES, Brandon                   |
| 12/1/12    | at Iowa State        | L   | 62-83 | 13739      | (20)DAVIES, Brandon                    | (6)DAVIES, Brandon                    |
| 12/8/12    | UTAH                 | W   | 61-58 | 16109      | (19)CARLINO, Matt                      | (9)SHARP, Josh                        |
| 12/15/12   | at Weber State       | W   | 78-68 | 8695       | (33)DAVIES, Brandon                    | (8)DAVIES, Brandon                    |
| 12/18/12   | EASTERN NEW MEXICO   | W   | 95-62 | 15820      | (19)HAWS, Tyler                        | (8)AMBROSINO, Agustín                 |
| 12/21/12   | at Baylor            | L   | 64-79 | 7239       | (26)DAVIES, Brandon                    | (17)DAVIES, Brandon                   |
| 12/27/12   | NORTHERN ARIZONA     | W   | 84-54 | 17342      | (27)DAVIES, Brandon                    | (10)DAVIES, Brandon                   |
| 12/29/12   | vs Virginia Tech     | W   | 97-71 | 15684      | (42)HAWS, Tyler                        | (8)AUSTIN, Nate                       |
| *1/3/13    | LOYOLA MARYMOUNT     | W   | 92-51 | 18160      | (21)CARLINO, Matt                      | (12)SHARP, Josh                       |
| *1/5/13    | at San Francisco     | W   | 80-76 | 2123       | (22)HAWS, Tyler<br>(22)CARLINO, Matt   | (10)SHARP, Josh                       |
| *1/10/13   | PEPPERDINE           | W   | 76-51 | 14888      | (24)HAWS, Tyler                        | (9)DAVIES, Brandon                    |
| *1/12/13   | at Santa Clara       | W   | 82-64 | 2853       | (24)HAWS, Tyler                        | (8)DAVIES, Brandon                    |
| *1/16/13   | SAINT MARY'S         | L   | 69-70 | 14857      | (23)HAWS, Tyler                        | (7)HAWS, Tyler                        |
| *1/19/13   | SAN DIEGO            | W   | 74-57 | 17281      | (25)HAWS, Tyler                        | (9)AUSTIN, Nate                       |
| *1/24/13   | at Gonzaga           | L   | 63-83 | 6000       | (14)DAVIES, Brandon<br>(14)SHARP, Josh | (6)DAVIES, Brandon                    |
| *1/26/13   | at Portland          | W   | 85-67 | 3078       | (24)CARLINO, Matt                      | (11)DAVIES, Brandon                   |
| *1/31/13   | at Pepperdine        | W   | 63-61 | 1824       | (21)HAWS, Tyler                        | (12)DAVIES, Brandon                   |
| *2/2/13    | SANTA CLARA          | W   | 96-79 | 17228      | (28)CARLINO, Matt                      | (11)DAVIES, Brandon                   |
| *2/7/13    | at San Diego         | L   | 68-74 | 3296       | (27)HAWS, Tyler                        | (10)DAVIES, Brandon                   |
| *2/9/13    | SAN FRANCISCO        | L   | 87-99 | 15477      | (18)ZYLSTRA, Brock                     | (9)DAVIES, Brandon                    |
| *2/16/13   | PORTLAND             | W   | 86-72 | 17009      | (28)HAWS, Tyler                        | (8)HAWS, Tyler                        |
| 2/19/13    | UTAH STATE           | W   | 70-68 | 16569      | (27)HAWS, Tyler                        | (5)CUSICK, Craig                      |
| *2/21/13   | at Saint Mary's      | L   | 57-64 | 3500       | (25)DAVIES, Brandon                    | (9)DAVIES, Brandon                    |
| *2/28/13   | GONZAGA              | L   | 65-70 | 19731      | (19)HAWS, Tyler                        | (11)DAVIES, Brandon                   |
| *3/2/13    | at Loyola Marymount  | W   | 73-70 | 1911       | (24)HAWS, Tyler                        | (8)DAVIES, Brandon                    |
| + 3/8/13   | vs San Diego         | L   | 69-72 | 7896       | (20)DAVIES, Brandon<br>(20)HAWS, Tyler | (9)DAVIES, Brandon                    |
| # 3/19/13  | WASHINGTON           | W   | 90-79 | 7511       | (37)HAWS, Tyler                        | (9)DAVIES, Brandon                    |
| # 3/25/13  | MERCER               | W   | 90-71 | 12929      | (26)DAVIES, Brandon                    | (10)DAVIES, Brandon                   |
| # 3/27/13  | at Southern Miss     | W   | 79-62 | 7679       | (25)HAWS, Tyler                        | (13)DAVIES, Brandon                   |
| # 4/2/13   | vs BAYLOR            | L   | 70-76 | 10009      | (25)HAWS, Tyler                        | (11)AUSTIN, Nate                      |

^ Coaches vs. Cancer Classic


\* Conference game

+ WCC Championships

# NIT



CARLINO



HAWS



DAVIES



AUSTIN

2012-2013 INDIVIDUAL GAME HIGHS

POINTS

|    |  |
|----|--|
| 42 | HAWS, Tyler vs Virginia Tech (12/29/12)        |
| 37 | HAWS, Tyler vs Washington (03/19/13)           |
| 33 | DAVIES, Brandon at Weber State (12/15/12)      |
| 32 | HAWS, Tyler vs Cal State Northridge (11/24/12) |
| 28 | HAWS, Tyler vs Portland (02/16/13)             |
| 28 | CARLINO, Matt vs Santa Clara (02/02/13)        |
| 28 | DAVIES, Brandon vs Georgia State (11/13/12)    |

FIELD GOALS MADE

|    |   |
|----|---|
| 15 | HAWS, Tyler vs Washington (03/19/13)      |
| 14 | HAWS, Tyler vs Virginia Tech (12/29/12)   |
| 14 | DAVIES, Brandon at Weber State (12/15/12) |

FIELD GOAL ATT.

|    |   |
|----|---|
| 25 | HAWS, Tyler vs Virginia Tech (12/29/12) |
| 24 | HAWS, Tyler vs Washington (03/19/13)    |

FG PCT (MIN 5 MADE)

|              |  |
|--------------|--|
| .833 (5-6)   | SHARP, Josh at GONZAGA BULLDOGS (01/24/13) |
| .824 (14-17) | DAVIES, Brandon at Weber State (12/15/12)  |

3-POINT FG MADE

|   |  |
|---|--|
| 6 | HAWS, Tyler vs Virginia Tech (12/29/12)    |
| 5 | CARLINO, Matt vs BAYLOR (04/02/13)         |
| 5 | ZYLSTRA, Brock at Southern Miss (03/27/13) |
| 5 | CARLINO, Matt vs Mercer (03/25/13)         |
| 5 | CARLINO, Matt vs UTAH (12/08/12)           |

3-POINT FG ATT.

|    |   |
|----|---|
| 14 | CARLINO, Matt vs BAYLOR (04/02/13)        |
| 11 | CARLINO, Matt at Southern Miss (03/27/13) |

3-PT FG PCT (MIN 2 MADE)

|             |  |
|-------------|--|
| 1.000 (3-3) | CUSICK, Craig vs San Francisco (02/09/13)      |
| 1.000 (2-2) | HAWS, Tyler at San Diego (02/07/13)            |
| 1.000 (2-2) | CARLINO, Matt at Portland (01/26/13)           |
| 1.000 (2-2) | ZYLSTRA, Brock vs Saint Mary's (01/16/13)      |
| 1.000 (2-2) | CUSICK, Craig vs Loyola Marymount (01/03/13)   |
| 1.000 (2-2) | CALVERT, Cory vs Eastern New Mexico (12/18/12) |
| 1.000 (2-2) | AMBROSINO, Agustin vs Montana (11/28/12)       |
| 1.000 (2-2) | AMBROSINO, Agustin vs UTSA (11/21/12)          |

FREE THROWS MADE

|    |  |
|----|--|
| 14 | HAWS, Tyler at Loyola Marymount (03/02/13)     |
| 12 | HAWS, Tyler vs Utah State (02/19/13)           |
| 12 | HAWS, Tyler vs Cal State Northridge (11/24/12) |

FREE THROW ATT.

|    |                                       |
|----|---------------------------------------|
| 17 | DAVIES, Brandon vs Montana (11/28/12) |
| 15 | DAVIES, Brandon at Baylor (12/21/12)  |

FT PCT (MIN 3 MADE)

|               |  |
|---------------|--|
| 1.000 (14-14) | HAWS, Tyler at Loyola Marymount (03/02/13)     |
| 1.000 (12-12) | HAWS, Tyler vs Cal State Northridge (11/24/12) |
| 1.000 (10-10) | HAWS, Tyler at Weber State (12/15/12)          |
| 1.000 (10-10) | HAWS, Tyler vs UTAH (12/08/12)                 |
| 1.000 (9-9)   | HAWS, Tyler vs San Diego (01/19/13)            |
| 1.000 (8-8)   | HAWS, Tyler vs San Francisco (02/09/13)        |
| 1.000 (8-8)   | DAVIES, Brandon vs UTSA (11/21/12)             |
| 1.000 (7-7)   | HAWS, Tyler vs BAYLOR (04/02/13)               |
| 1.000 (7-7)   | HAWS, Tyler vs Mercer (03/25/13)               |
| 1.000 (7-7)   | HAWS, Tyler vs Pepperdine (01/10/13)           |
| 1.000 (6-6)   | HAWS, Tyler vs Washington (03/19/13)           |
| 1.000 (6-6)   | CARLINO, Matt vs Washington (03/19/13)         |
| 1.000 (6-6)   | DAVIES, Brandon vs Utah State (02/19/13)       |
| 1.000 (6-6)   | HAWS, Tyler vs Loyola Marymount (01/03/13)     |
| 1.000 (5-5)   | CARLINO, Matt vs Santa Clara (02/02/13)        |
| 1.000 (5-5)   | CARLINO, Matt at Pepperdine (01/31/13)         |
| 1.000 (4-4)   | DAVIES, Brandon vs Gonzaga (02/28/13)          |
| 1.000 (4-4)   | HAWS, Tyler at Saint Mary's (CA) (02/21/13)    |
| 1.000 (4-4)   | ZYLSTRA, Brock vs San Francisco (02/09/13)     |
| 1.000 (4-4)   | SHARP, Josh vs Santa Clara (02/02/13)          |
| 1.000 (3-3)   | ZYLSTRA, Brock at GONZAGA BULLDOGS (01/24/13)  |
| 1.000 (3-3)   | SHARP, Josh vs Notre Dame (11/17/12)           |

REBOUNDS

|    |   |
|----|---|
| 17 | DAVIES, Brandon at Baylor (12/21/12)        |
| 13 | DAVIES, Brandon at Southern Miss (03/27/13) |

ASSISTS

|    |   |
|----|---|
| 10 | CARLINO, Matt vs Tennessee State (11/09/12) |
| 9  | CARLINO, Matt at Southern Miss (03/27/13)   |
| 9  | CARLINO, Matt vs Mercer (03/25/13)          |
| 9  | CARLINO, Matt vs Washington (03/19/13)      |

STEALS

|   |  |
|---|--|
| 5 | CARLINO, Matt at San Francisco Dons (01/05/13) |
| 4 | CUSICK, Craig vs San Francisco (02/09/13)      |
| 4 | CARLINO, Matt at San Diego (02/07/13)          |
| 4 | CARLINO, Matt at Portland (01/26/13)           |
| 4 | CARLINO, Matt at GONZAGA BULLDOGS (01/24/13)   |
| 4 | CARLINO, Matt vs Loyola Marymount (01/03/13)   |
| 4 | DAVIES, Brandon vs Montana (11/28/12)          |
| 4 | ZYLSTRA, Brock vs Florida State (11/16/12)     |
| 4 | CARLINO, Matt vs Georgia State (11/13/12)      |

BLOCKED SHOTS

|   |   |
|---|---|
| 4 | DAVIES, Brandon vs Tennessee State (11/09/12) |
| 3 | AUSTIN, Nate vs Washington (03/19/13)         |
| 3 | DAVIES, Brandon vs Portland (02/16/13)        |
| 3 | AUSTIN, Nate at GONZAGA BULLDOGS (01/24/13)   |
| 3 | DAVIES, Brandon vs UTAH (12/08/12)            |
| 3 | DAVIES, Brandon vs Georgia State (11/13/12)   |



2012-2013 TEAM GAME HIGHS AND GAME LOWS

BYU GAME HIGHS

|                       |              |                                |
|-----------------------|--------------|--------------------------------|
| POINTS                | 97           | vs Virginia Tech (12/29/12)    |
|                       | 96           | SANTA CLARA (02/02/13)         |
|                       | 95           | EASTERN NEW MEXICO (12/18/12)  |
|                       | 92           | LOYOLA MARYMOUNT (01/03/13)    |
|                       | 90           | MERCER (03/25/13)              |
|                       | 90           | WASHINGTON (03/19/13)          |
| FIELD GOALS MADE      | 38           | EASTERN NEW MEXICO (12/18/12)  |
|                       | 35           | SANTA CLARA (02/02/13)         |
| FIELD GOAL ATTEMPTS   | 75           | vs Florida State (11/16/12)    |
|                       | 71           | vs Virginia Tech (12/29/12)    |
|                       | 71           | EASTERN NEW MEXICO (12/18/12)  |
| FIELD GOAL PCT.       | .596 (34-57) | PORTLAND (02/16/13)            |
|                       | .583 (35-60) | SANTA CLARA (02/02/13)         |
| 3 PT FIELD GOALS MADE | 11           | at Southern Miss (03/27/13)    |
|                       | 10           | MERCER (03/25/13)              |
|                       | 10           | LOYOLA MARYMOUNT (01/03/13)    |
|                       | 10           | EASTERN NEW MEXICO (12/18/12)  |
| 3 PT FG ATTEMPTS      | 27           | at Southern Miss (03/27/13)    |
|                       | 26           | UTAH (12/08/12)                |
| 3 PT FG PCT.          | .500 (6-12)  | at Portland (01/26/13)         |
|                       | .500 (6-12)  | at Santa Clara (01/12/13)      |
| FREE THROWS MADE      | 28           | UTAH STATE (02/19/13)          |
|                       | 25           | at Loyola Marymount (03/02/13) |
|                       | 25           | SAN FRANCISCO (02/09/13)       |
| FREE THROW ATTEMPTS   | 34           | at Loyola Marymount (03/02/13) |
|                       | 33           | UTAH STATE (02/19/13)          |
| FREE THROW PCT.       | .929 (13-14) | UTSA (11/21/12)                |
|                       | .913 (21-23) | WASHINGTON (03/19/13)          |
| REBOUNDS              | 55           | LOYOLA MARYMOUNT (01/03/13)    |
|                       | 48           | vs Virginia Tech (12/29/12)    |
|                       | 48           | UTSA (11/21/12)                |
| ASSISTS               | 27           | EASTERN NEW MEXICO (12/18/12)  |
|                       | 26           | PORTLAND (02/16/13)            |
| STEALS                | 15           | NORTHERN ARIZONA (12/27/12)    |
|                       | 14           | UTAH STATE (02/19/13)          |
|                       | 14           | at GONZAGA BULLDOGS (01/24/13) |
| BLOCKED SHOTS         | 8            | TENNESSEE STATE (11/09/12)     |
|                       | 6            | GEORGIA STATE (11/13/12)       |
| TURNOVERS             | 19           | at Loyola Marymount (03/02/13) |
|                       | 18           | at Iowa State (12/01/12)       |
|                       | 18           | UTSA (11/21/12)                |
| FOULS                 | 27           | UTAH STATE (02/19/13)          |
|                       | 26           | vs Florida State (11/16/12)    |

BYU GAME LOWS

|                       |              |                                  |
|-----------------------|--------------|----------------------------------|
| POINTS                | 57           | at Saint Mary's (CA) (02/21/13)  |
|                       | 61           | UTAH (12/08/12)                  |
|                       | 62           | at Iowa State (12/01/12)         |
| FIELD GOALS MADE      | 19           | UTAH (12/08/12)                  |
|                       | 19           | UTAH STATE (02/19/13)            |
| FIELD GOAL ATTEMPTS   | 41           | at Saint Mary's (CA) (02/21/13)  |
|                       | 47           | at Loyola Marymount (03/02/13)   |
| FIELD GOAL PCT.       | .311 (19-61) | UTAH (12/08/12)                  |
|                       | .333 (25-75) | vs Florida State (11/16/12)      |
| 3 PT FIELD GOALS MADE | 2            | at Weber State (12/15/12)        |
|                       | 2            | at Baylor (12/21/12)             |
| 3 PT FG ATTEMPTS      | 9            | at Saint Mary's (CA) (02/21/13)  |
|                       | 10           | at Weber State (12/15/12)        |
| 3 PT FG PCT.          | .167 (2-12)  | at Baylor (12/21/12)             |
|                       | .190 (4-21)  | UTAH STATE (02/19/13)            |
| FREE THROWS MADE      | 7            | at Pepperdine (01/31/13)         |
|                       | 9            | EASTERN NEW MEXICO (12/18/12)    |
|                       | 9            | SAINT MARYS (01/16/13)           |
| FREE THROW ATTEMPTS   | 11           | at Pepperdine (01/31/13)         |
|                       | 12           | GEORGIA STATE (11/13/12)         |
|                       | 12           | SAINT MARYS (01/16/13)           |
| FREE THROW PCT.       | .500 (11-22) | at San Diego (02/07/13)          |
|                       | .550 (11-20) | at San Francisco Dons (01/05/13) |
| REBOUNDS              | 26           | at Saint Mary's (CA) (02/21/13)  |
|                       | 29           | SAINT MARYS (01/16/13)           |
|                       | 29           | at GONZAGA BULLDOGS (01/24/13)   |
| ASSISTS               | 9            | UTAH (12/08/12)                  |
|                       | 9            | at GONZAGA BULLDOGS (01/24/13)   |
|                       | 9            | at Saint Mary's (CA) (02/21/13)  |
|                       | 9            | vs BAYLOR (04/02/13)             |
| STEALS                | 2            | SAINT MARYS (01/16/13)           |
|                       | 3            | at Southern Miss (03/27/13)      |
|                       | 3            | vs BAYLOR (04/02/13)             |
| BLOCKED SHOTS         | 0            | vs Notre Dame (11/17/12)         |
|                       | 0            | vs Virginia Tech (12/29/12)      |
|                       | 0            | SAN FRANCISCO (02/09/13)         |
|                       | 0            | GONZAGA (02/28/13)               |
|                       | 0            | at Loyola Marymount (03/02/13)   |
|                       | 0            | vs San Diego (03/08/13)          |
| TURNOVERS             | 6            | PEPPERDINE (01/10/13)            |
|                       | 7            | vs Montana (11/28/12)            |
|                       | 7            | SAN FRANCISCO (02/09/13)         |
| FOULS                 | 12           | NORTHERN ARIZONA (12/27/12)      |
|                       | 13           | LOYOLA MARYMOUNT (01/03/13)      |



## 2012-13 CATEGORY LEADERS

| POINTS                 | G         | Pts        | Pts/G        | CUSICK, Craig             | 45         | 118         | .381          | AMBROSINO, Agustin      | 31        | 34          | 1.1           |
|------------------------|-----------|------------|--------------|---------------------------|------------|-------------|---------------|-------------------------|-----------|-------------|---------------|
| HAWS, Tyler            | 36        | 780        | 21.7         | WINDER, Anson             | 19         | 50          | .380          |                         |           |             |               |
| DAVIES, Brandon        | 36        | 637        | 17.7         | DELGADO, Raul             | 18         | 52          | .346          | <b>3-POINT FGS MADE</b> | <b>G</b>  | <b>Made</b> | <b>Made/G</b> |
| CARLINO, Matt          | 36        | 415        | 11.5         | HARWARD, Ian              | 8          | 24          | .333          | CARLINO, Matt           | 36        | 56          | 1.6           |
| ZYLSTRA, Brock         | 36        | 273        | 7.6          |                           |            |             |               | ZYLSTRA, Brock          | 36        | 46          | 1.3           |
| SHARP, Josh            | 32        | 140        | 4.4          | <b>FIELD GOAL ATT</b>     | <b>G</b>   | <b>Att</b>  | <b>Att/G</b>  | HAWS, Tyler             | 36        | 43          | 1.2           |
| CUSICK, Craig          | 36        | 137        | 3.8          | HAWS, Tyler               | 36         | 571         | 15.9          | CUSICK, Craig           | 36        | 29          | 0.8           |
| AUSTIN, Nate           | 36        | 131        | 3.6          | DAVIES, Brandon           | 36         | 439         | 12.2          | AMBROSINO, Agustin      | 31        | 11          | 0.4           |
| WINDER, Anson          | 31        | 64         | 2.1          | CARLINO, Matt             | 36         | 377         | 10.5          |                         |           |             |               |
| AMBROSINO, Agustin     | 31        | 56         | 1.8          | ZYLSTRA, Brock            | 36         | 224         | 6.2           | <b>FT PERCENTAGE</b>    | <b>FT</b> | <b>Att</b>  | <b>Pct</b>    |
| CALVERT, Cory          | 28        | 53         | 1.9          | CUSICK, Craig             | 36         | 118         | 3.3           | HAWS, Tyler             | 185       | 211         | .877          |
| DELGADO, Raul          | 26        | 48         | 1.8          |                           |            |             |               | DELGADO, Raul           | 4         | 5           | .800          |
| HARWARD, Ian           | 22        | 22         | 1.0          | <b>FIELD GOALS MADE</b>   | <b>G</b>   | <b>Made</b> | <b>Made/G</b> | ZYLSTRA, Brock          | 37        | 50          | .740          |
|                        |           |            |              | HAWS, Tyler               | 36         | 276         | 7.7           | CARLINO, Matt           | 51        | 71          | .718          |
| <b>SCORING AVERAGE</b> | <b>G</b>  | <b>Pts</b> | <b>Avg/G</b> | DAVIES, Brandon           | 36         | 229         | 6.4           | SHARP, Josh             | 28        | 39          | .718          |
| HAWS, Tyler            | 36        | 780        | 21.7         | CARLINO, Matt             | 36         | 154         | 4.3           | DAVIES, Brandon         | 174       | 255         | .682          |
| DAVIES, Brandon        | 36        | 637        | 17.7         | ZYLSTRA, Brock            | 36         | 95          | 2.6           | HARWARD, Ian            | 6         | 9           | .667          |
| CARLINO, Matt          | 36        | 415        | 11.5         | SHARP, Josh               | 32         | 55          | 1.7           | CUSICK, Craig           | 18        | 27          | .667          |
| ZYLSTRA, Brock         | 36        | 273        | 7.6          |                           |            |             |               | CALVERT, Cory           | 10        | 15          | .667          |
| SHARP, Josh            | 32        | 140        | 4.4          | <b>3-POINT PERCENTAGE</b> | <b>3FG</b> | <b>Att</b>  | <b>Pct</b>    | WINDER, Anson           | 21        | 33          | .636          |
| CUSICK, Craig          | 36        | 137        | 3.8          | CUSICK, Craig             | 29         | 72          | .403          | AUSTIN, Nate            | 24        | 41          | .585          |
| AUSTIN, Nate           | 36        | 131        | 3.6          | HAWS, Tyler               | 43         | 113         | .381          | AMBROSINO, Agustin      | 5         | 10          | .500          |
| WINDER, Anson          | 31        | 64         | 2.1          | DAVIES, Brandon           | 5          | 14          | .357          |                         |           |             |               |
| CALVERT, Cory          | 28        | 53         | 1.9          | ZYLSTRA, Brock            | 46         | 130         | .354          | <b>FREE THROW ATT</b>   | <b>G</b>  | <b>Att</b>  | <b>Att/G</b>  |
| DELGADO, Raul          | 26        | 48         | 1.8          | CARLINO, Matt             | 56         | 167         | .335          | DAVIES, Brandon         | 36        | 255         | 7.1           |
| AMBROSINO, Agustin     | 31        | 56         | 1.8          | SHARP, Josh               | 2          | 6           | .333          | HAWS, Tyler             | 36        | 211         | 5.9           |
| KAUFUSI, Bronson       | 20        | 21         | 1.1          | AMBROSINO, Agustin        | 11         | 34          | .324          | CARLINO, Matt           | 36        | 71          | 2.0           |
|                        |           |            |              | DELGADO, Raul             | 8          | 31          | .258          | ZYLSTRA, Brock          | 36        | 50          | 1.4           |
| <b>FG PERCENTAGE</b>   | <b>FG</b> | <b>Att</b> | <b>Pct</b>   | WINDER, Anson             | 5          | 20          | .250          | AUSTIN, Nate            | 36        | 41          | 1.1           |
| KAUFUSI, Bronson       | 9         | 15         | .600         | AUSTIN, Nate              | 3          | 15          | .200          |                         |           |             |               |
| SHARP, Josh            | 55        | 97         | .567         | CALVERT, Cory             | 5          | 28          | .179          | <b>FREE THROWS MADE</b> | <b>G</b>  | <b>Made</b> | <b>Made/G</b> |
| DAVIES, Brandon        | 229       | 439        | .522         |                           |            |             |               | HAWS, Tyler             | 36        | 185         | 5.1           |
| HAWS, Tyler            | 276       | 571        | .483         | <b>3-POINT FG ATT</b>     | <b>G</b>   | <b>Att</b>  | <b>Att/G</b>  | DAVIES, Brandon         | 36        | 174         | 4.8           |
| AUSTIN, Nate           | 52        | 109        | .477         | CARLINO, Matt             | 36         | 167         | 4.6           | CARLINO, Matt           | 36        | 51          | 1.4           |
| ZYLSTRA, Brock         | 95        | 224        | .424         | ZYLSTRA, Brock            | 36         | 130         | 3.6           | ZYLSTRA, Brock          | 36        | 37          | 1.0           |
| CARLINO, Matt          | 154       | 377        | .408         | HAWS, Tyler               | 36         | 113         | 3.1           | SHARP, Josh             | 32        | 28          | 0.9           |
| AMBROSINO, Agustin     | 20        | 52         | .385         | CUSICK, Craig             | 36         | 72          | 2.0           |                         |           |             |               |





**2012-13 CATEGORY LEADERS CONTINUED**

| REBOUNDS        |     |       |     | OFFENSIVE REB   |     |       |     | FOULS           |     |       |     |
|-----------------|-----|-------|-----|-----------------|-----|-------|-----|-----------------|-----|-------|-----|
| G               | Reb | Reb/G |     | G               | Reb | Avg/G |     | G               | Fls | Fls/G |     |
| DAVIES, Brandon | 36  | 287   | 8.0 | AUSTIN, Nate    | 36  | 77    | 2.1 | DAVIES, Brandon | 36  | 111   | 3.1 |
| AUSTIN, Nate    | 36  | 165   | 4.6 | DAVIES, Brandon | 36  | 74    | 2.1 | AUSTIN, Nate    | 36  | 92    | 2.6 |
| HAWS, Tyler     | 36  | 165   | 4.6 | SHARP, Josh     | 32  | 60    | 1.9 | ZYLSTRA, Brock  | 36  | 80    | 2.2 |
| ZYLSTRA, Brock  | 36  | 148   | 4.1 | HAWS, Tyler     | 36  | 49    | 1.4 | SHARP, Josh     | 32  | 68    | 2.1 |
| CARLINO, Matt   | 36  | 128   | 3.6 | CARLINO, Matt   | 36  | 23    | 0.6 | CUSICK, Craig   | 36  | 61    | 1.7 |

| REBOUND AVERAGE |     |       |     | DEFENSIVE REB   |     |       |     | FOULOUTS         |    |   |  |
|-----------------|-----|-------|-----|-----------------|-----|-------|-----|------------------|----|---|--|
| G               | Reb | Avg/G |     | G               | Reb | Avg/G |     | G                | FO |   |  |
| DAVIES, Brandon | 36  | 287   | 8.0 | DAVIES, Brandon | 36  | 213   | 5.9 | AUSTIN, Nate     | 36 | 5 |  |
| AUSTIN, Nate    | 36  | 165   | 4.6 | ZYLSTRA, Brock  | 36  | 126   | 3.5 | DAVIES, Brandon  | 36 | 2 |  |
| HAWS, Tyler     | 36  | 165   | 4.6 | HAWS, Tyler     | 36  | 116   | 3.2 | ZYLSTRA, Brock   | 36 | 2 |  |
| ZYLSTRA, Brock  | 36  | 148   | 4.1 | CARLINO, Matt   | 36  | 105   | 2.9 | CUSICK, Craig    | 36 | 1 |  |
| SHARP, Josh     | 32  | 124   | 3.9 | AUSTIN, Nate    | 36  | 88    | 2.4 | KAUFUSI, Bronson | 20 | 1 |  |
|                 |     |       |     |                 |     |       |     | HARWARD, Ian     | 22 | 1 |  |

| ASSISTS         |     |     |     | BLOCKED SHOTS   |     |       |     | TURNOVERS       |    |      |     |
|-----------------|-----|-----|-----|-----------------|-----|-------|-----|-----------------|----|------|-----|
| G               | Ast | A/G |     | G               | Blk | Blk/G |     | G               | TO | TO/G |     |
| CARLINO, Matt   | 36  | 171 | 4.8 | DAVIES, Brandon | 36  | 35    | 1.0 | CARLINO, Matt   | 36 | 98   | 2.7 |
| DAVIES, Brandon | 36  | 88  | 2.4 | AUSTIN, Nate    | 36  | 23    | 0.6 | DAVIES, Brandon | 36 | 92   | 2.6 |
| CUSICK, Craig   | 36  | 74  | 2.1 | SHARP, Josh     | 32  | 7     | 0.2 | HAWS, Tyler     | 36 | 71   | 2.0 |
| ZYLSTRA, Brock  | 36  | 72  | 2.0 | HAWS, Tyler     | 36  | 5     | 0.1 | ZYLSTRA, Brock  | 36 | 37   | 1.0 |
| HAWS, Tyler     | 36  | 71  | 2.0 | ZYLSTRA, Brock  | 36  | 4     | 0.1 | CUSICK, Craig   | 36 | 30   | 0.8 |

| STEALS          |     |     |     | MINUTES         |     |       |      |
|-----------------|-----|-----|-----|-----------------|-----|-------|------|
| G               | Stl | S/G |     | G               | Min | Min/G |      |
| CARLINO, Matt   | 36  | 64  | 1.8 | HAWS, Tyler     | 36  | 1235  | 34.3 |
| DAVIES, Brandon | 36  | 48  | 1.3 | DAVIES, Brandon | 36  | 1054  | 29.3 |
| HAWS, Tyler     | 36  | 45  | 1.3 | CARLINO, Matt   | 36  | 1034  | 28.7 |
| ZYLSTRA, Brock  | 36  | 33  | 0.9 | ZYLSTRA, Brock  | 36  | 928   | 25.8 |
| CUSICK, Craig   | 36  | 29  | 0.8 | CUSICK, Craig   | 36  | 689   | 19.1 |



DAVIES



CARLINO



**INDIVIDUAL HONORS****MATT CARLINO**

WCC Player of the Week (Feb. 4)

**CRAIG CUSICK**

NABC Honors Court  
WCC All-Academic Honorable Mention  
Silver Honors WCC Commissioner's Honor Roll

**BRANDON DAVIES**

All-West Coast Conference  
NABC All-District Second Team  
USBWA All-District  
WCC Player of the Week (Dec. 17)  
CBSSports.com Midseason Top 50

**IAN HARWARD**

Bronze Honors WCC Commissioner's Honor Roll

**TYLER HAWS**

All-West Coast Conference  
NABC All-District First Team  
USBWA All-District  
Lou Henson Award Nominee  
WCC Player of the Week (Dec. 31, Jan. 14)  
National Player of the Week (NBC Sports, SI.com)  
Coaches vs. Cancer All-Tournament Team  
CBSSports.com Midseason Top 50  
Bronze Honors WCC Commissioner's Honor Roll

**BROCK ZYLSTRA**

Bronze Honors WCC Commissioner's Honor Roll



HAWS



# 2013-14 BYU BASKETBALL RADIO/TV ROSTER



00

**ERIC MIKA**

Freshman, Forward  
6-10, 230



2

**MATT CARLINO**

Junior, Guard  
6-2, 175



3

**TYLER HAWS**

Junior, Guard  
6-5, 200



5

**KYLE COLLINWORTH**

Sophomore, Guard  
6-6, 215



12

**JOSH SHARP**

Junior, Forward  
6-7, 185



13

**ANDREW JOHNSTON**

Sophomore, Guard  
6-3, 185



20

**ANSON WINDER**

Junior, Guard  
6-7, 185



23

**SKYLER HALFORD**

Junior, Guard  
6-1, 180



24

**FRANK BARTLEY IV**

Freshman, Guard  
6-3, 200



30

**CHASE FISCHER**

Junior, Guard  
6-3, 195



33

**NATE AUSTIN**

Junior, Forward  
6-11, 230



41

**LUKE WORTHINGTON**

Freshman, Forward  
6-10, 245



45

**GRAHAM PINGREE**

Freshmen, Forward  
6-8, 235



**DAVE ROSE**

Head Coach  
Eighth Season

## PRONUNCIATION GUIDE

MATT CARLINO  
car-LEE-no

ERIC MIKA  
MEE-kuh

SKYLER HALFORD  
HAL-ford

ANSON WINDER  
AN-sun WINE-der





# BYU BASKETBALL

2013 NIT TOURNAMENT SEMIFINALIST

