


# BYU COUGAR BASKETBALL



BRIGHAM YOUNG UNIVERSITY 2005-2006

# BYU COUGAR BASKETBALL

## 2005-06 SCHEDULE

### November

4 (Fri.)	Victoria (exh.)	7 p.m.
10 (Thurs.)	Seattle Pacific (exh.)	7 p.m.
18 (Fri.)	Loyola Marymount	7 p.m.
22 (Tues.)	vs. Washington State	7 p.m.
26 (Sat.)	Southern Utah	7 p.m.

### December

3 (Sat.)	at USC	7:30 p.m.
7 (Wed.)	Boise State	7 p.m.
10 (Sat.)	Northern Kentucky	7 p.m.
17 (Sat.)	Weber State	6 p.m.
20 (Tues.)	Lamar	7 p.m.
22 (Thurs.)	at Utah State	7 p.m.
27 (Tues.)	Eastern Washington	7 p.m.
30 (Fri.)	Tulsa	7 p.m.

### January

5 (Thurs.)	at Air Force	9 p.m.
7 (Sat.)	Utah	1 p.m.
11 (Wed.)	at UNLV	7 p.m.
18 (Wed.)	Wyoming	7 p.m.
21 (Sat.)	at San Diego State	7 p.m.
25 (Wed.)	TCU	7 p.m.
28 (Sat.)	at Colorado State	7 p.m.

### February

1 (Wed.)	at New Mexico	7 p.m.
4 (Sat.)	Air Force	1 p.m.
8 (Wed.)	at Utah	7 p.m.
11 (Sat.)	UNLV	6 p.m.
18 (Sat.)	at Wyoming	7 p.m.
22 (Wed.)	San Diego State	7 p.m.
25 (Sat.)	at TCU	7 p.m.

### March

1 (Wed.)	Colorado State	7 p.m.
4 (Sat.)	New Mexico	7 p.m.
7-11 (Th-Sat.)	MWC Tournament	TBA

• All times local to site and subject to change  
visit [www.byucougars.com](http://www.byucougars.com) for more info.



**THE ROSE ERA BEGINS**  
FIRST-YEAR BYU HEAD COACH  
DAVE ROSE





## BRIGHAM YOUNG UNIVERSITY INFO

Location: Provo, Utah (84602)  
Founded: Oct. 15, 1875  
Elevation: 4,553 feet  
Enrollment: 33,278 (daytime)  
Owned: The Church of Jesus Christ of Latter-day Saints  
Nickname: Cougars  
Mascot: Cosmo  
Colors: Dark Blue, White and Tan  
Arena (Capacity): Marriott Center (22,700)  
Affiliation: NCAA Division I  
Conference: Mountain West Conference  
President: Cecil O. Samuelson (Utah, 1966)  
Athletic Director: Tom Holmoe (BYU, 1983)  
Athletic Website: [www.byucougars.com](http://www.byucougars.com)  
Tickets: 422-BYU1 or 1-800-322-BYU1

## BYU TEAM INFO

2004-2005 Overall Record: 9-21  
Conference record/finish: 3-11 (T-7th/MWC)  
2005 Postseason: N/A  
2005 Final Ranking: N/A  
Starters Returning/Lost: 4/3  
Lettermen Returning/Lost: 7/5  
Redshirts Returning: 3  
Newcomers: 5

## BYU BASKETBALL HISTORY

First Year of Basketball: 1903  
Overall All-Time Record: 1481-960 (.607)  
Winning Seasons: 82 (last, 2004)  
Conference Championships: 26 (last, 2003)  
Postseason Appearances (record): 30 (23-31)  
Total NCAA Appearances (Record): 21 (11-24)  
Most Recent NCAA Appearance: 2004, (Denver)  
Lost in First Round vs. Syracuse, 80-75  
Total NIT Appearances (Record): 9 (12-7)  
Most Recent NIT Appearance: 2002  
Result: (1-1) Defeated UC Irvine, 78-53  
Lost at Memphis, 80-69


## COACHING STAFF

Head Coach: Dave Rose  
Alma Mater (year): Houston (1983)  
Record at school (years): First Year  
Career record (years): First Year  
Office phone for head coach: Call SID  
Best time/day to reach coach: Call SID  
Basketball Office Fax: (801) 422-5965  
Assistant Coaches: (Alma Mater, Year)  
Dave Rice (UNLV, 1991)  
John Wardenburg (BYU, 1986)  
Walter Roeser (BYU-Hawaii, 1994)  
Director of Basketball Operations:  
Terry Nashif (BYU, 2005)

## MEDIA RELATIONS INFORMATION

Basketball Media Relations Contact: Brett Pyne  
Office Phone: (801) 422-4912  
Cell Phone: (801) 367-1631  
Email: [brett\\_pyne@byu.edu](mailto:brett_pyne@byu.edu)  
Associate AD Communications: Duff Tittle  
Office Phone: (801) 422-8948  
Cell Phone: (801) 372-4401  
Email: [duff\\_tittle@byu.edu](mailto:duff_tittle@byu.edu)  
Athletic Communications Fax: (801) 422-0633  
Mailing Address: 30 SFH, Provo, UT 84602-2239  
Marriott Center Pressrow Phone: (801) 422-3675

BYU's 22,700-seat Marriott Center



Jimmy Balderson



# TABLE OF CONTENTS

2005-06 BYU BASKETBALL



# WHAT'S INSIDE

A TABLE OF CONTENTS: BYU'S 2005-06 BASKETBALL MEDIA GUIDE



## 4 INTRODUCTION

- Why Choose BYU Basketball . . . 4-5
- Season Preview . . . . . 6-8
- Meet the Cougars . . . . . 9
- Rosters . . . . . 10
- Pronunciation Guide . . . . . 10
- Roster Breakdown . . . . . 11

## 12 RETURNING PLAYER BIOS

- Brock Reichner bio . . . . . 12-13
- Austin Ainge bio . . . . . 14-15
- Jimmy Balderson bio . . . . . 16-17
- Sam Burgess bio . . . . . 18-19
- Derek Dawes bio . . . . . 20-21
- Mike Rose bio . . . . . 22-23
- Keena Young bio . . . . . 24-25
- David Burgess bio . . . . . 26
- Trent Plaisted bio . . . . . 27

## 28 NEWCOMER BIOS

- Rashaun Broadus bio . . . . . 28
- Vuk Ivanovic bio . . . . . 29
- Fernando Malaman bio . . . . . 30
- Lee Cummard bio . . . . . 31
- Jackson Emery bio . . . . . 32
- Jermaine Odjegba bio . . . . . 33
- Game-by-Game statistics . . . 34-39
- Commitment by Coaches . . . . . 40

## 41 COUGAR COACHING STAFF

- Dave Rose bio . . . . . 42-43
- Dave Rice bio . . . . . 44
- John Wardenburg bio . . . . . 45
- Walter Roese bio . . . . . 46
- Basketball Support Staff . . . 47-48



## 49 THE UNIVERSITY

This is BYU . . . . . 50-56  
 Distinguished Alumni . . . . . 54  
 Athletic Facilities . . . . . 56-67  
 Athletic Training . . . . . 58  
 Strength and Conditioning . . . . . 59  
 Student Athlete Center . . . . . 60-61  
 Marriott Center . . . . . 62-67  
 BYU Athletic Tradition . . . . . 68-69  
 Utah Valley Community . . . . . 70  
 BYU Athletic Traditions . . . . . 71-72  
 Old Oquirrh Bucket . . . . . 72  
 Academic Excellence . . . . . 73  
 Academic Center . . . . . 74-75  
 Cougar Club . . . . . 76  
 University Administration . . . . . 77  
 Athletic Administration . . . . . 78



## 79 THE MWC/OPPONENTS

MWC Information . . . . . 80-91  
 MWC Notes . . . . . 82-83  
 MWC Review/Standings . . . . . 83  
 MWC Composite Schedule . . . . . 84-85  
 MWC Basketball Arenas . . . . . 86  
 Opponents Section . . . . . 87  
 Schedule Breakdown . . . . . 88  
 Opponent Profiles . . . . . 89-98  
 2006 MWC Tournament . . . . . 98-99  
 NCAA Tournament Info . . . . . 99  
 All-Time Series Records . . . . . 100-101  
 Series Results vs. Opponents 102-110



## 111 BYU HOOPS HISTORY

BYU Basketball Tradition . . . . . 112-113  
 BYU's Memorable Games . . . . . 114-120  
 All-Time Results/Summaries 121-136  
 Marriott Center Coaching Records . . . . . 136  
 Conference Championships . . . . . 137-138  
 All-Conference Players . . . . . 139-140  
 All-Americans . . . . . 141  
 NCAA Player of the Year . . . . . 142-143  
 Hall of Fame . . . . . 144-145  
 Cougars in the Pros . . . . . 146-147  
 All-Time Lettermen . . . . . 148-149  
 NCAA Tournament Results . . . . . 150  
 NIT Results . . . . . 151  
 Conference Tournament Results 151  
 Tournament Results . . . . . 152



## MEDIA GUIDE CREDITS

Produced by: *Dave Broberg (Athletic Publications Director) and Brett Pyne (BYU Basketball Media Relations Director)*  
 Layout & Design by: *Dave Broberg*  
 Editorial Coordination: *Brett Pyne*  
 Editorial Assistance by: *Jen Connery, Kim Jones, Dave Broberg, Ashley Myers*  
 Photography by: *Mark Philbrick, Jaren Wilkey, Steve Walters, Annie Jones*  
 Printing by: *BYU Print Services*  
 On the Cover: (L to R) *Austin Ainge, Keena Young, Derek Dawes*  
 Note: *Some photos in this media guide are photo illustrations.*



## 153 BYU HOOPS RECORDS

Individual Records . . . . . 154-157  
 Season-by-Season Leaders . . . . . 156  
 Team Records . . . . . 159  
 1,000 Point Club . . . . . 160-167  
 Marriott Center Records . . . . . 168  
 NCAA Game Highs . . . . . 169  
 NIT Game Highs . . . . . 170  
 NCAA Record Book/Polls . . . . . 171  
 Cumulative Stats . . . . . 172-173  
 Coaching Records . . . . . 136, 174



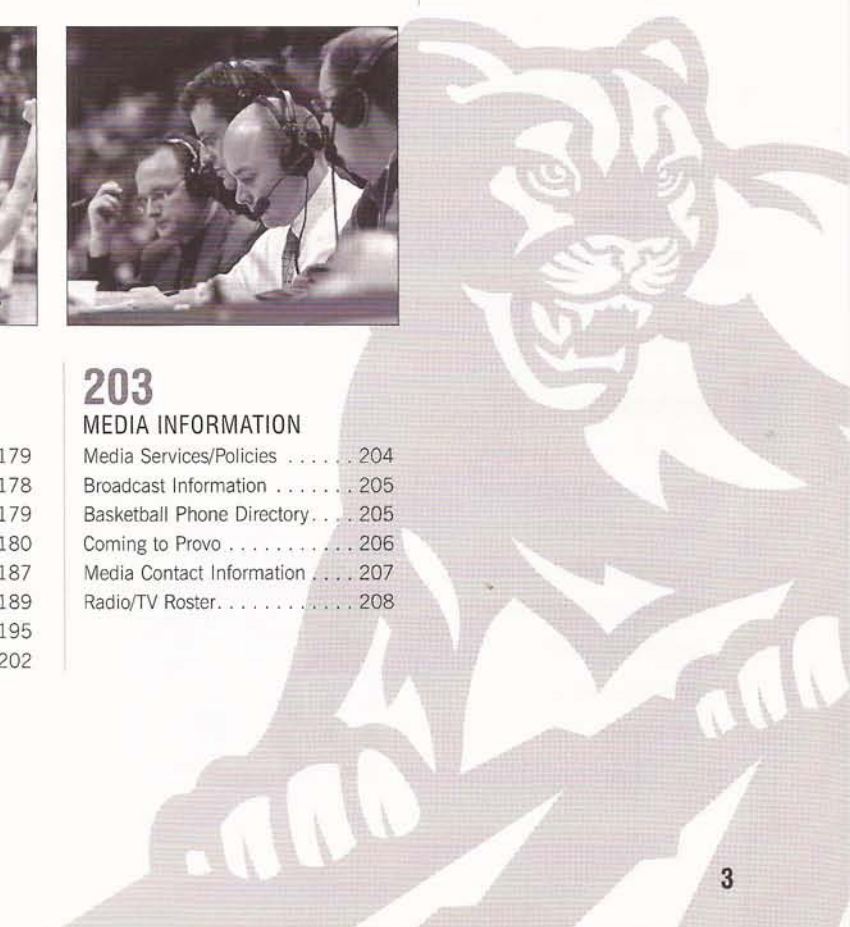
## 175 2004-05 SEASON REVIEW

Season Review Notes . . . . . 176-179  
 Season Results . . . . . 178  
 Season Player Honors . . . . . 179  
 Team Season Statistics . . . . . 178, 180  
 Individual Results . . . . . 181-187  
 Game Highs/Lows . . . . . 188-189  
 Season Box Scores . . . . . 190-195  
 Departed Player Bios . . . . . 196-202



## 203 MEDIA INFORMATION

Media Services/Policies . . . . . 204  
 Broadcast Information . . . . . 205  
 Basketball Phone Directory . . . . . 205  
 Coming to Provo . . . . . 206  
 Media Contact Information . . . . . 207  
 Radio/TV Roster . . . . . 208





# WHY CHOOSE BYU

10 REASONS WHY BRIGHAM YOUNG UNIVERSITY IS A GREAT CHOICE

## 1. COACHING STAFF

- Dave Rose has .746 winning percentage as a head coach
- More than 50 years of combined coaching experience on the staff
- Playing experience in NCAA Final Fours and professionally
- Top recruiting, including eight conference newcomer or major individual award winners the last eight years
- Passion for basketball and commitment to players

## 2. UNIVERSITY

- Outstanding academic reputation
- Unique and diverse opportunities
- Commitment to athletics
- Outstanding facilities
- Nation's largest private university
- Beautiful campus setting
- International center of learning
- National rankings and recognition



## 3. SCHEDULE

- Tournaments such as 2004 Maui Invitational, 2003 Cable Car Classic, 2002 Paradise Jam
- Toughest overall schedule in MWC since foundation of the league
- Recent schedules include ACC, Pac-10, Big 12, Big East, SEC
- National exposure on ESPN/ABC
- Additional national exposure via SportsWest Productions and BYU Television
- MWC Tournament at Pepsi Center in Denver

## 4. ACADEMICS

- New Student Athlete Academic Center
- Academic Coach: EJ Caffero and full-time Academic Advisement staff
- Commitment to graduation with No. 1 graduation rate in the MWC
- Mentor/Tutor Program
- Member of the NCAA CHAMPS/Life Skills Program

## 5. TRADITION

- No. 22 all-time among Division I programs in victories
- 82 winning seasons with .607 winning percentage
- 21 NCAA appearances, including three of the last five seasons
- 2 NIT Championships in 9 NIT appearances
- 26 Conference Championships, including two of the last five seasons
- 40 All-America citations, 98 all-conference citations and 43 NBA draft selections
- 2 Basketball Hall of Fame inductees
- Wooden and Eastman Award Winner as nation's top player



## 6. BYU & THE PROS

- 43 player selections in the NBA draft
- Two NBA Draft picks in the last three years
- Six first round draft choices, including No. 8 overall Rafael Araujo in 2004 draft
- NBA Rookie of the Year and All-Star Selections
- Numerous players have signed to play professionally overseas

## 7. STYLE OF PLAY

- Up-tempo, attacking offense
- Pressure defense
- Three-point shooting

## 8. MARRIOTT MAGIC

- 22,700-seat Marriott Center – third largest on-campus college arena in the country
- 372-115 Marriott Center record, a .764 winning percentage
- 63-9 home record over last five seasons
- Top 25 average attendance in 32 of the last 34 seasons
- 16,921 annual attendance average in 34 seasons in the Marriott Center

## 9. COMMUNITY

- Great living environment
- Diverse activities and natural wonders
- Great support and tradition
- Love of the game

## 10. COMMITMENT

- BYU's Mission and commitment to its athletes
- Student and community support
- Staff's commitment to the development of the student-athlete





# SEASON PREVIEW

## AN INSIDE LOOK AT THE 2005-2006 BRIGHAM YOUNG BASKETBALL TEAM

Coming off a disappointing 9-21 season after five straight post-season appearances, BYU looks to return to the ranks of conference contenders and postseason invitees under the direction of new head coach Dave Rose. The 2005-06 Cougar roster features six juniors with starting experience and some talented newcomers with the ability to make an impact in their first seasons on the court.

"We have a good core from last year and we'll see how the new guys push the returning players," Rose said. "I'm very excited about our coaching staff. Our team will play with a lot of passion. I expect us to be very competitive."

Rose enters his first year guiding the Cougars after serving as Steve Cleveland's lead assistant for the past eight seasons, including five years as associate head coach. After Cleveland announced his resignation to take the Fresno State job, BYU moved quickly to promote Rose to BYU's head position.

"We had known for a long time that Dave would sooner or later take advantage of an opportunity to become a Division I head coach, and we are thrilled that this opportunity has come at BYU," said BYU Athletics Director Tom Holmoe. "He has been a significant part of BYU's success and we are confident he will build on that success."

Recognized as the top assistant in the Mountain West Conference (Street & Smith's 2004-05 College Basketball Preview) and as one of the top-25 college basketball recruiters (2004 Rivals.com), Rose brings 22 years of coaching experience to his position, including 10 seasons as a head coach at the junior college and high school levels. A tireless worker, gifted motivator and strong strategist, Rose compiled a 167-57 record in seven seasons as head coach at Dixie State College in St. George, Utah. Rose guided six of his seven teams to national top-20 rankings, including a ranking as high as No. 2, while earning three conference titles.

As BYU's associate head coach under Cleveland, Rose played a vital role in rebuilding BYU's program from an inherited 1-25 team into a regular NCAA Tournament participant and 20-game winner. BYU has qualified for post-season play five of the past six seasons, including three NCAA bids, while claiming two MWC titles. As a player, Rose was a two-sport athlete at Dixie State College before transferring to the University of Houston, where he was a shooting guard and co-captain of the famous "Phi Slamma Jamma" team featuring Hakeem Olajuwon and Clyde Drexler. In 1983 his Houston team was ranked No. 1 nationally and finished second in the NCAA tournament.

"I look forward to building on the strong basketball tradition that has been established at BYU," Rose said. "I'm excited about the opportunity to coach the players that are in the program and those who will join us in the future."

This season Rose has seven returning lettermen, four of whom were at least part-time starters last year. Honorable mention All-MWC guard Austin Ainge was the team's second-leading scorer and top assist man last year, and junior forward Keena Young was BYU's leading rebounder. Other returning starters include junior swingman Jimmy Balderson, who represented Canada at the World University Games this summer, and junior center Derek Dawes, who made 13 starts in the middle last year.



Coach Dave Rose

BYU's three other returning lettermen from 2004-05 each started at least one game during the season. Junior guard Mike Rose made seven starts last year and averaged 19 minutes per outing. The sharpshooter led BYU with 56 treys and averaged 7.7 points, second to Ainge among returners. Junior Sam Burgess joined BYU last season after a two-year LDS Church mission and appeared in 27 games with one start, playing both the point and shooting guard positions. Making two starts in 12 appearances, swingman Brock Reichner earned playing time late in the season and proved to be a strong leader, solid shooter and tough defender. He is the lone senior on the Cougar roster in 2005-06.

Several newcomers, along with the redshirt-freshmen duo of Trent Plaisted and David Burgess, should make a bid for significant playing time this season. Both Plaisted, a 6-foot-11 power forward who can play on the perimeter, and Burgess, a 6-foot-10 center with excellent offensive post skills, had their seasons end because of injury last





year after playing in five and two games, respectively. Both players should have an impact this season. Another redshirt freshman on the 2005-06 roster is returned missionary Jermaine Odjegba. The 6-foot-7 forward from West Palm Beach, Fla., was a redshirt on BYU's 2003 NCAA team before leaving to serve a two-year mission in Nashville, Tenn.

Freshman Lee Cummard has the ability to make a difference on the perimeter. The 6-foot-6 guard was one of the top shooting guard prospects in the West before he delayed his BYU career by a year for an LDS Church mission.

Cummard, Plaisted, Burgess and Chris Miles made up BYU's 2004 top-20 recruiting class. Miles, who was



*Austin Ainge*

the only one of the four to play for the Cougars last season, has departed to serve a two-year mission in Portland, Ore.

Other newcomers joining the 2005-06 roster include Utah's 4A MVP Jackson Emery and junior college transfers Rashaun Broadus and Fernando Malaman. Emery, a 6-foot-3 guard from Alpine, Utah, and Lone Peak High School, was considered the top high school player in Utah as the 2005 Mr. Basketball award recipient. Broadus, a 6-foot point guard from Milliani, Hawaii, is a junior who was the leading scorer and three-point shooter at Western Nebraska Community College. Malaman, a native of Limeira, Brazil, is a 6-foot-9 junior power forward who earned all-region honors at Arizona Western College. Vuk Ivanovic, a 6-foot-10 post player from Serbia and Montenegro, has joined the Cougars from Seton Hill University in Greensburg, Pa., but will have to sit out the season due to transfer rules.

The Cougars lost guard Mike Hall, center Jared Jensen and guard Terry Nashif to graduation and forward Garner Meads to injuries. Now playing professionally overseas, Hall was the Cougars' top scorer (13.9) and perimeter defender last year, while Jensen was BYU's top post scorer (8.5) and Nashif, now BYU's director of basketball operations, made seven starts at the point. A McDonald's High School All-American, Meads missed 12 games to injuries last year before being forced to hang up his sneakers after only two seasons.

An anticipated strength of the BYU program will be the new coaching staff. Coach Rose will be aided in 2005-06 by assistant coaches Dave Rice, John Wardenburg and Walter Roese.


"When I was in the process of trying to put this staff together the most important thing for me was that the guys that I hired would have the same vision for this program that I have," Rose said. "I'm confident that I found guys that are committed and passionate about this game and are loyal to BYU. My vision for this program is to compete and win at a conference and national level and to create a unique program where players and athletes foster great development and become great leaders."

Rice brings 14 years of coaching experience to BYU, including 12 seasons at the Division I level at UNLV and Utah State. As a player, Rice was a member of UNLV's 1989-90 National Championship and 1990-91 Final Four teams that won a school-record 45 consecutive games. Wardenburg, who also assisted Rose at Dixie, enters his fifth season as an assistant coach at BYU with 15 years of coaching experience at the Division I, junior college and high school levels. Roese, who still holds the Brazilian professional league record with 23 assists in a game, served the past two seasons as BYU's director of basketball operations and assisted the 2005 Brazilian National Team during the summer.

In all, the Cougar roster includes one senior, nine juniors and five freshmen. A position breakdown follows:

## POINT

Austin Ainge took over the starting point guard duties early last season and went on to earn honorable mention All-MWC recognition after averaging 9.5 points, 4.1 assists and 2.9 rebounds as a sophomore. An excellent transition passer, the 6-foot-2 Ainge should benefit from the more up-



*Jimmy Balderson*



# SEASON PREVIEW

2005-06 BYU BASKETBALL

tempo offensive philosophy of first-year head coach Dave Rose. BYU's second-leading scorer last year, he is the top returning scorer for Coach Rose in 2005-06. As evidenced by his season-high 25-point effort at Colorado State last year, Ainge has the shooting and scoring abilities to be utilized at the shooting guard position and will likely see action at both guard spots with the addition of junior point guard Rashaun Broadus. The Western Nebraska Community College (Scottsbluff, Neb.) transfer is a 6-foot floor leader and excellent ballhandler. He should play a significant role for the Cougars as a tough defender and quick offensive player who can create through penetration. Broadus led Western Nebraska with 14.6 points per game last season, leading the Cougars to a 28-5 record, including three weeks atop the NJCAA poll and a No. 14 final regular-season ranking. He shot 48 percent from the floor, including 40 percent from behind the three-point line, making a team-high 57 treys on the season. Senior Brock Reichner could also contribute at the point if needed.

## WINGS

The deepest part of the Cougar roster is at the wing positions. Three 6-foot-6 players will likely see plenty of playing time in 2005-06. Junior Jimmy Balderson and highly touted freshman Lee Cummard are both scorers with three-point range, while junior forward Keena Young is a slasher who was BYU's top rebounder a year ago. Balderson scored 6.7 points last season, coming out of a planned redshirt year after a two-year mission to the Marshall Islands. Balderson gained valuable experience this summer by leading the Canadian National Development Team in scoring (14.9 ppg, 50 percent shooting) at the World University Games in Turkey. Cummard was the headliner of BYU's 2004 top-20 recruiting class, being rated by some experts as the top shooting-guard prospect in the West. Cummard led Mesa (Ariz.) High School to the 5-A state championship, averaging 20 points, 5.5 rebounds and 3.5 assists as a senior in 2003-04. He shot 56 percent from the floor and made 41 percent of his three-point attempts. Young scored 7.2 points and grabbed a team-leading 5.6 rebounds in his first season in Provo last year before missing the final five games with a hand injury. The Cougars' top outside scoring threat, 6-foot-3 junior guard Mike Rose, also returns along with 6-foot-3 junior Sam Burgess, 6-foot-4 senior Brock Reichner and 6-foot-7 recently returned missionary Jermaine Odjegba. Rose averaged 7.7 points and made a


team-high 56 treys last year while Burgess appeared in 27 games with one start after a return from a two-year mission. Reichner made an impact late in the season with his steady play while bringing toughness to the floor with his defense. Odjegba spent the last two years as a missionary in Tennessee after redshirting on BYU's 2003 NCAA team. An athletic forward, Odjegba averaged 18 points, eight rebounds and five assists while earning honorable mention all-state honors when he last saw action as a senior at Palm Beach Gardens (Fla.) High School in 2002. True freshman Jackson Emery, a 6-foot-3 guard who was the Utah Mr. Basketball recipient last year, has shown he could earn playing time in his first season with solid all-around skills and explosive athleticism. Ainge could also slide over and see time on the wing.

## POST


The Cougar post boasts talented, but mostly unproven players. Trent Plaisted, a 6-foot-11, 245-pound forward, also has the ability to take his game to the perimeter. He, Cummard and 6-foot-10, 250-pound center David Burgess — three of the four members of BYU's 2004 top-20 recruiting class — could all play a big role after missing last season. Burgess may be the Cougars' best offensive low-post scorer, but his ankle injuries have not given him the chance to prove what he can do at the Division I level. Returning junior Derek Dawes, a 6-foot-11, 275-pounder, averaged 4.9 points and 4.6 rebounds while earning 13 starts in 2004-05. With his size, experience and defensive presence, Dawes will be a key component for BYU in the middle. Plaisted could swing between the power forward and center positions depending on matchups. He will compete for time at power forward with transfer Fernando Malaman out of Arizona Western College (Yuma, Ariz.). The 6-foot-9 Brazilian was an all-region power forward at Arizona Western. Expect the 6-foot-6 Young to also see time at the 4-position when the Cougars go with a smaller lineup. Young can score in the post — his more natural position — and is a strong rebounder. After


transferring from Seton Hill University (Greensburg, Pa.), 6-foot-10, 250-pound Serbian, Vuk Ivanovic, will aid the Cougar post in practice while sitting out the season due to transfer rules.

**Derek Dawes**



**Keena Young**





# MEET THE COUGARS



# 2005-06 COUGAR ROSTER

2005-06 BYU BASKETBALL

## 2005-06 BYU NUMERICAL ROSTER

No.	Name	Pos.	Ht.	Wt.	Yr.	Exp.	Hometown / Previous School
1	Rashaun Broadus	G	6-0	195	Jr.	TR	Millilani, Hawaii / Western Nebraska CC
2	Mike Rose	G	6-3	185	Jr.	2L	Houston, Texas / Spring Woods HS
3	Keena Young	F	6-6	205	Jr.	1L	Beaumont, Texas / South Plains College
4	Jackson Emery	G	6-3	175	Fr.	HS	Alpine, Utah / Lone Peak HS
10	Vuk Ivanovic	F/C	6-10	250	Jr.	TR	Pancevo, Serbia and Montenegro / Seton Hill Univ.
11	Brock Reichner	G	6-4	205	Sr.	1L	Provo, Utah / Salt Lake Community College
13	Austin Ainge	G	6-2	180	Jr.	2L	Gilbert, Ariz. / Highland HS
15	Fernando Malaman	F	6-9	215	Jr.	TR	Limeira, Brazil / Arizona Western College
20	Sam Burgess	G	6-3	190	Jr.	1L	Alpine, Utah / Snow College
23	Jimmy Balderson	G	6-6	200	Jr.	2L	Magrath, Alberta / Magrath HS
30	Lee Cumnard	G	6-6	175	Fr.	HS	Mesa, Ariz. / Mesa HS
34	David Burgess	C	6-10	250	Fr.	RS	Irvine, Calif. / Woodbridge HS
41	Jermaine Odjegba	F	6-7	190	Fr.	RS	West Palm Beach, Fla. / Palm Beach Gardens HS
43	Derek Dawes	C	6-11	275	Jr.	2L	Salt Lake City, Utah / Cottonwood HS
44	Trent Plaisted	F	6-11	245	Fr.	RS	San Antonio, Texas / Clark HS

Head Coach: Dave Rose, 1st year (Houston, 1983)

Assistant Coaches: Dave Rice (UNLV, 1991); John Wardenburg (BYU, 1986);

Walter Roese (BYU-Hawaii, 1994)

Director of Basketball Operations: Terry Nashif (BYU, 2005)

Team Trainer: Robert Ramos (BYU, 1995)

## PRONUNCIATION GUIDE

RASHAUN BROADUS  
bro-dus

LEE CUMNARD  
come-MAHRD

VUK IVANOVIC  
VOO-k e-VAHN-oh-vich

FERNANDO MALAMAN  
mah-la-MAHN

JERMAINE ODJEGBA  
oh-JEG-bah

TRENT PLAISTED  
PLAY-sted

BROCK REICHNER  
RICH-ner

KEENA YOUNG  
KEY-nah

TERRY NASHIF  
NASH-if

ROBERT RAMOS  
RAY-mus

WALTER ROESE  
row-EESE

## 2005-06 BYU ALPHABETICAL ROSTER

No.	Name	Pos.	Ht.	Wt.	Yr.	Hometown / Previous School
13	Austin Ainge	G	6-2	180	Jr.	Gilbert, Ariz. / Highland HS
23	Jimmy Balderson	G	6-6	200	Jr.	Magrath, Alberta / Magrath HS
1	Rashaun Broadus	G	6-0	195	Jr.	Millilani, Hawaii / Western Nebraska CC
34	David Burgess	C	6-10	250	Fr.	Irvine, Calif. / Woodbridge HS
20	Sam Burgess	G	6-3	190	Jr.	Alpine, Utah / Snow College
30	Lee Cumnard	G	6-6	175	Fr.	Mesa, Ariz. / Mesa HS
43	Derek Dawes	C	6-11	275	Jr.	Salt Lake City, Utah / Cottonwood HS
4	Jackson Emery	G	6-3	175	Fr.	Alpine, Utah / Lone Peak HS
10	Vuk Ivanovic	F/C	6-10	250	Jr.	Pancevo, Serbia and Montenegro / Seton Hill Univ.
15	Fernando Malaman	F	6-9	215	Jr.	Limeira, Brazil / Arizona Western College
41	Jermaine Odjegba	F	6-7	190	Fr.	West Palm Beach, Fla. / Palm Beach Gardens HS
44	Trent Plaisted	F	6-11	245	Fr.	San Antonio, Texas / Clark HS
11	Brock Reichner	G	6-4	205	Sr.	Provo, Utah / Salt Lake Community College
2	Mike Rose	G	6-3	185	Jr.	Houston, Texas / Spring Woods HS
3	Keena Young	F	6-6	205	Jr.	Beaumont, Texas / South Plains College

Head Coach  
Dave Rose



## BREAKDOWN BY POSITION

### POINT GUARDS

Austin Ainge	6-2	Jr.
Rashaun Broadus	6-0	Jr.
Brock Reichner	6-4	Sr.

### SHOOTING GUARDS

Austin Ainge	6-2	Jr.
Jimmy Balderson	6-6	Jr.
Sam Burgess	6-3	Jr.
Lee Cumnard	6-6	Fr.
Jackson Emery	6-3	Fr.
Brock Reichner	6-4	Sr.
Mike Rose	6-3	Jr.

### SMALL FORWARDS

Jimmy Balderson	6-6	Jr.
Lee Cumnard	6-6	Fr.
Jermaine Odjegba	6-7	Fr.
Brock Reichner	6-4	Sr.
Keena Young	6-6	Jr.

### POWER FORWARDS

Fernando Malaman	6-9	Jr.
Trent Plaisted	6-11	Fr.
Keena Young	6-6	Jr.
%Vuk Ivanovic	6-10	Jr.

### CENTERS

David Burgess	6-10	Fr.
Derek Dawes	6-11	Jr.
Trent Plaisted	6-11	Fr.
%Vuk Ivanovic	6-10	Jr.

%must sit out this season due to transfer rule

## BREAKDOWN BY CLASS

### SENIORS (1)

Brock Reichner	6-4	G
----------------	-----	---

### JUNIORS (9)

Austin Ainge	6-2	G
Jimmy Balderson	6-6	G
Rashaun Broadus	6-0	G

*Juniors Jimmy Balderson and Keena Young celebrate a put-back shot against Air Force last season in the Marriott Center.*

Sam Burgess	6-3	G
Derek Dawes	6-11	C
Vuk Ivanovic	6-10	F/C
Fernando Malaman	6-9	F
Mike Rose	6-3	G
Keena Young	6-6	F

### SOPHOMORES (0)

### FRESHMEN (5)

David Burgess	6-10	C
Lee Cumnard	6-6	G
Jackson Emery	6-3	G
Jermaine Odjegba	6-7	F
Trent Plaisted	6-11	F

## 2005-06 ROSTER BREAKDOWN

### STARTERS RETURNING (4)

Austin Ainge	G	Jr.	9.5 ppg,	2.9 rpg,	4.1 apg
Keena Young	F	Jr.	7.2 ppg,	5.6 rpg	
Jimmy Balderson	G	Jr.	6.7 ppg,	2.3 rpg	
Derek Dawes	C	Jr.	4.9 ppg,	4.6 rpg	

### STARTERS LOST (3)

Mike Hall	G	Sr.	13.9 ppg,	3.5 rpg
Jared Jensen	C	Sr.	8.5 ppg,	4.1 rpg
*Garner Meads	F	So.	4.4 ppg,	4.3 rpg

\*playing career ended due to injury, staying in school to finish degree

### OTHER LETTERWINNERS RETURNING (3)

Mike Rose	G	Jr.	7.7 ppg,	1.7 rpg
Brock Reichner	G	Sr.	2.5 ppg,	1.5 rpg
Sam Burgess	G	Jr.	2.1 ppg,	0.9 rpg

### OTHER LETTERWINNERS LOST (2)

**Chris Miles	F	Fr.	2.7 ppg,	2.3 rpg
#Joshua Burgess	F	Jr.	0.6 ppg,	0.4 rpg

\*\* left to serve a two-year mission for The Church of Jesus Christ of Latter-day Saints

# walk-on player decided to discontinue playing, staying in school to finish degree

### RETURNING 2004-05 REDSHIRTS (3)

##David Burgess	C	Fr.
##Trent Plaisted	F	Fr.
^ Jermaine Odjegba	F	Fr.

## medical redshirt

^ returned from two-year mission, redshirted on 2002-03 team

### NEWCOMERS (5)

Rashaun Broadus	G	6-0	195	Jr.
Lee Cumnard	G	6-6	175	Fr.
Jackson Emery	G	6-3	175	Fr.
^^Vuk Ivanovic	F/C	6-10	250	Jr.
Fernando Malaman	F	6-9	215	Jr.

^^ must sit out 2005-06 season due to transfer rules





# BROCK REICHNER



## GUARD

SENIOR • 6-4 • 205

PROVO, UTAH

(SALT LAKE COM. COLL.)

# 11

### CAREER HIGHS

- POINTS: 9 at Utah (2005)*
- FG MADE: 3 at Utah (2005)*
- FG ATT: 6 vs. UNLV, vs. UNM at MWC (2005)*
- FG %: 1.000 (3-3) at Utah (2005)*
- 3FG MADE: 2 at Utah (2005)*
- 3FG ATT: 4 vs. UNLV (2005)*
- 3FG%: 1.000 (2-2) at Utah (2005)*
- FT MADE: 1 (4 times) last vs. UNM at MWC*
- FT ATT: 2 (4 times) last vs. UNM at MWC*
- FT %: .500 (1-2), 4 times, last vs. UNM at MWC (2005)*
- REB: 5 at AFA, vs. UNM at MWC (2005)*
- ASSISTS: 2 at AFA, vs. UNM at MWC (2005)*
- STEALS: 3 at AFA (2005)*
- MINUTES: 32 at AFA (2005)*



**SUMMARY:** A 6-foot-4 guard, Reichner contributed solid play for BYU down the stretch last season after transferring from Salt Lake Community College. Reichner adds to BYU's backcourt a solid shooter and hard-nosed defender and rebounder. He is the lone senior on the team in 2005-06.

**JUNIOR (2004-05):** Played in 12 games, including two starts ... Averaged 2.5 ppg and 1.5 rpg while leading the Cougars in rebounds once and assists once ... had 6 points, 5 rebounds, 2 assists in start vs. UNM in the MWC Tournament ... had 3 points, 1 assist and 1 rebound against UNLV ... scored a career-high 9 points on 3-3 shooting while adding 3 rebounds, 1 assist and 1 steal in 22 minutes at Utah ... made his first start of the year at Air Force, recording team highs of 5 rebounds, 3 steals and 2 assists, all personal bests, in a career-most 32 minutes ... with Jimmy Balderson ailing (ankle), Reichner started the second half against New Mexico and hit a three to open the Cougar scoring in the half, totaling 4 points overall in 17 minutes ... added 1 assists, 1 rebound and 1 steal ... played three minutes against Utah ... also played one minute vs. New Mexico ... played five minutes at Wyoming, six minutes vs. MSU-Billings, two minutes at Saint Mary's, four minutes vs. Southern Utah and saw late action vs. Chaminade ... saw first-half action for the first time at Wyoming ... scored 4 points on 2-3 shooting and pulled down two rebounds, both career highs, against MSUB ... had 3 points, 1 rebound and 1 assist vs. SUU ... played in one of two exhibitions, scoring 3 points vs. Calgary.

**BEFORE BYU (SALT LAKE COMMUNITY COLLEGE):** Reichner earned honorable mention honors ... leading free throw shooter in SWAC at 89 percent ... averaged 10.5 points, 4.5 rebounds and 2.1 assists ... earned Academic All-American honors ... coached by Norm Parish.

**(COLLEGE OF EASTERN UTAH):** Reichner made region honorable mention ... averaged 10.5 points, 3.7 rebounds and 2.4 assists ... 87 percent free throw shooter ... coached by Brian Zollinger.

**TIMPVIEW HIGH SCHOOL:** Reichner earned all-league and first-team all-state honors as a senior ... was John Wooden Player of the Month ... averaged 17.0 points, 5.3 rebounds and 2.7 assists while leading his team to 4A State Championship ... coached by Don Chamberlain.

**PERSONAL:** Reichner was born July 1981 in Rexburg, Idaho ... parents are Mark and Irene Reichner ... married to Chanell Rose, who was a member of the BYU women's basketball team (2000-2003) and is the daughter of BYU head coach Dave Rose ... has a daughter named Annie Rose ... youngest of three brothers and two sisters ... brother David played at Utah and was an assistant coach at San Jose State ... served a two-year mission for The Church of Jesus Christ of Latter-day Saints in the Portugal Lisbon South mission from October 2000 to December 2002 ... international relations major.

# BROCK REICHNER CAREER TOTALS

Game-by-game Reichner statistics on page 34



YEAR	GP	GS	MIN	AVG	FG	FGA	PCT	3FG	3FGA	3PCT	FT	FTA	PCT	OFF	DEF	TOT	AVG	PF	FO	A	AVG	TO	BLK	STL	PTS	AVG
2004-05	12	2	143	11.9	10	25	.400	6	12	.500	4	10	.400	4	14	18	1.5	14	1	8	0.66	7	0	6	30	2.5
Total	12	2	143	11.9	10	25	.400	6	12	.500	4	10	.400	4	14	18	1.5	14	1	8	0.66	7	0	6	30	2.5





# AUSTIN AINGE



## GUARD

JUNIOR • 6-2 • 180

GILBERT, ARIZ.

(HIGHLAND H.S.)

# 13

### CAREER HIGHS

*POINTS: 25 at Colorado State (2005)*

*FG MADE: 8 at Colorado State (2005)*

*FG ATT: 14 at Colorado State (2005)*

*FG%: .667 (6-9) vs. Utah State (2005)*

*3FG MADE: 5 at Colorado State (2005)*

*3FG ATT: 9 at Utah State, at CSU (2005)*

*3FG%: .800 (4-5) vs. SUU (2005)*

*FT MADE: 7 at UNLV (2005)*

*FT ATT: 8 vs. Utah State (2005)*

*FT %: 1.000 (4-4) vs. Santa Clara, at CSU (2005)*

*REB: 7 vs. Santa Clara (2005)*

*ASSTS: 8 vs. MSU-Billings, vs. NC State, vs. UNM (2005)*

*STEALS: 4 at Weber State, vs. SDSU (2005)*

*BLOCKS: 1 at Utah (2005), vs. UNM (2004)*

*MIN: 42 at UNLV (2005)*



**SUMMARY:** After being injured just prior to the start of his first two seasons, Ainge earned the starting point guard spot in 2004-05, finishing the year third in the MWC in assists and receiving All-MWC honorable mention honors. The top returning scorer for the Cougars, Ainge has the ability to play either guard position and is a floor leader with an excellent understanding of the game. He is the son of former BYU All-American, NBA All-Star and Phoenix Suns head coach Danny Ainge, who is currently the executive director of basketball operations for the Boston Celtics.

**SOPHOMORE (2004-05):** An All-MWC honorable mention pick, Ainge was third in the MWC in assists in league games (4.6 apg) and overall (4.1 apg) ... led the team in assists and was second in scoring (9.5 ppg) and steals (32) while averaging 2.9 rpg and starting in 23 of 30 games ... recorded one double-double while leading the Cougars in assists 22 times, steals six times and rebounds three times ... scored in double figures 13 times ... had 5 points, 5 rebounds, 7 assists and only 1 turnover in MWC Tournament vs. UNM ... scored 10 points against UNLV while adding 5 assists with no turnovers ... recorded a team-high 17 points at Utah while adding 6 assists and 5 rebounds ... had 9 points, hitting two threes, and added 4 assists and 1 steal at UNM ... contributed 10 points, 6 rebounds and 5 assists against Colorado State ... recorded 10 points, 4 rebounds and 3 assists vs. Wyoming ... scored 19 points, including 12 in overtime, to seal BYU's win at UNLV ... led BYU against Utah with 15 points on 5-8 shooting while adding five assists ... tied career-best 8 assists with only 2 turnovers while grabbing 4 rebounds in 23 minutes vs. New Mexico ... recorded 6 rebounds, 6 assists and 5 points against Air Force ... scored career-best 25 points at CSU with new personal bests of 8 FG, 14 FGA and 5 3FG (tying 9 3FGA) while adding a game-high 6 assists ... scored 10 points and tied career-high 8 assists against MSU-Billings ... had career-best 4 steals and 5 assists, 6 rebounds and 9 points vs. SDSU ... played 37 minutes vs. Santa Clara with 9 points, 7 rebounds, 7 assists and 2 steals ... his 7 rebounds was a career-high and his 7 assists was one shy of his career mark ... made 4 treys in 5 attempts vs. Southern Utah, scoring 14 points with 5 assists ... played 34 minutes at Weber State with career-high 4 steals, along with 9 points, 4 rebounds and 3 assists ... dished out a career-high 8 assists along with 9 points and 4 rebounds vs. NC State ... made his second start of the year vs. Utah State and scored 21 points on 6-of-9 shooting, including 3 treys, and 6-of-8 from the line ... scored 16 points on 58 percent (7-12) shooting in 31 minutes against Washington State ... came off the bench to dish out 5 assists while adding 14 points and

5 rebounds against Boise State ... made his first start and scored 7 points on 2-2 shooting, including one three-pointer, at USC ... scored 15 points at Utah State on Dec. 1 ... played backup point minutes at the Maui Invitational, averaging 2.7 points and 1.0 assists ... scored 6 points vs. North Carolina, going 2-of-3 from behind the extended three-point arc.

**FRESHMAN (2003-04):** After missing the first nine games with an injury, Ainge made his college debut, hitting his only shot to score two points and grabbing one rebound in two minutes vs. Idaho State at the Cable Car Classic ... saw his first extended playing time vs. CSU in Provo, logging a season-best 10 minutes, including first-half action for the first time, while scoring a season-best 6 points on 2-of-3 shooting and adding a season-high 2 assists ... also played 10 minutes at Air Force ... played well in four first-half minutes vs. SDSU, grabbing a season-high 2 rebounds ... played 6 minutes vs. New Mexico ... appeared in eight games overall, averaging 1.3 points, 0.4 rebounds and 0.8 assists in 4.5 minutes per outing ... shot 50 percent from the floor, including 1-of-4 three attempts and 1-of-2 from the line ... averaged 6.8 ppg, 2.8 rpg, 1.0 apg and 0.5 spg in 16.9 minutes during 2003 summer tour in Australia.

**REDSHIRT (2002-03):** Ainge was a redshirt in 2002-03 after returning from a two-year mission for the Church of Jesus Christ of Latter-day Saints in August ... broke his thumb the day before the team departed for the season-opening Paradise Jam in the U.S. Virgin Islands ... went to Phoenix for surgery instead of going on the trip ... returned to full participation in practice in January.

**HIGHLAND HIGH SCHOOL:** Ainge averaged 22 points, 5 rebounds and 4 assists as a senior point guard at Highland High School ... Fiesta Conference First Team and Conference MVP ... East Valley Region First Team and East Valley MVP ... second-team All-State ... as a junior, averaged 17 points, 6 rebounds and 5 assists ... an outstanding student with a 3.9 GPA ... earned honorable mention all-state honors as a junior while being named to the All-East Valley First Team ... a Street & Smith Preseason All-Phoenix First Team selection.

**PERSONAL:** Born September 1981.... parents are Danny and Michelle Ainge ... has three brothers and two sisters ... first cousin Eric is a quarterback at Tennessee ... served mission for The Church of Jesus Christ of Latter-day Saints to the Dominican Republic ... married Crystal Bluth of Gilbert, Ariz., on April 26, 2003 ... sociology major.



# AUSTIN AINGE CAREER TOTALS


Game-by-game Ainge statistics on pages 34-35

YEAR	GP	GS	MIN	AVG	FG	FGA	PCT	3FG	3FGA	3PCT	FT	FTA	PCT	OFF	DEF	TOT	AVG	PF	FO	A	AVG	TO	BLK	STL	PTS	AVG
2003-04	8	0	36	4.5	4	8	.500	1	4	.250	1	2	.500	0	3	3	0.4	6	0	6	0.8	6	1	0	10	1.3
2004-05	30	23	831	27.7	97	226	.429	39	113	.345	52	66	.788	11	77	88	2.9	54	1	124	4.1	97	1	32	285	9.5
Total	38	23	867	22.8	101	234	.432	40	117	.342	53	68	.779	11	80	91	2.4	60	1	130	3.4	103	2	32	295	7.8





# JIMMY BALDERSON



## GUARD

JUNIOR • 6-6 • 200

MAGRATH, ALBERTA

(MAGRATH H.S.)

# 23

### CAREER HIGHS

- POINTS: 23 at UNLV (2005)
- FG MADE: 8 vs. Fort Lewis (2001)
- FG ATT: 15 at UNLV (2005)
- FG%: 1.000 (3-3) vs. MSU-Billings (2005)
- 3FG MADE: 5 at UNLV, at USC (2005)
- 3FG ATT: 9 at UNLV (2005)
- 3FG%: .750 (3-4) vs. Utah (2005)
- FT MADE: 5 at USC (2005)
- FT ATT: 7 at USC (2005)
- FT %: 1.000 (4-4) at AFA, UNLV (2002)
- REB: 7 vs. Wyoming, at UNLV (2005), vs. Fort Lewis (2002)
- ASSTS: 4 at USC (2005)
- STEALS: 3 vs. Wyoming (2005), vs. Fort Lewis (2002)
- BLOCKS: 2 vs. UNM at MWC (2005)
- MIN: 37 at UNLV (2005)

**SUMMARY:** Balderson is a 6-foot-6 guard who led the Cougars in three-point percentage last season, making 16 starts after coming out of a planned redshirt year. A talented scorer, he has excellent range from the three-point arc and has good size. He led the Canadian National Development Team in scoring at the World University Games in Izmir, Turkey, in August. During the eight-game tournament, Balderson averaged 14.9 points and 4.1 rebounds while shooting 50 percent from the floor and 40 percent from three-point range. Balderson played in 27 of 30 games as a freshman reserve on BYU's 18-12 team that advanced to the second round of the 2002 NIT, logging 8.5 minutes per game while shooting .487 from the floor, .306 (11-of-36) on threes and .657 from the line. His 48.7 percent shooting from the floor led all BYU perimeter players.

**SOPHOMORE (2004-05):** Started the last 13 games and 16 overall after missing the first four games planning to redshirt ... averaged 6.7 ppg and 2.3 rpg while leading the team in steals three times and scoring in double figures six times ... also led the team in three-point percentage, hitting 42 percent of his shots from beyond the arc ... scored 8 points while adding 5 rebounds, 2 assists and 1 steal against UNLV ... contributed 8 points, 4 rebounds and 2 steals at Utah ... scored a team-high 11 points, his fourth straight double-figure outing, and tied career-best 7 rebounds vs. Wyoming, hitting 3-of-5 treys ... had 14 points at SDSU ... posted a career-high 23 points while going 5-9 from three-point range and tied his career-high with seven rebounds at UNLV ... scored 13 points on 4-6 shooting, including 3-4 from three-point range, against Utah ... started at Wyoming, recording 9 points and 4 rebounds ... was perfect from the field against MSU-Billings, going 3-3 and scoring 9 points ... scored 11 points in 14 minutes off the bench on 4-of-5 shooting vs. Southern Utah ... recorded a career-high 22 points at USC on 6-12 shooting, including a career-best 5 three-pointers ... scored 6 points on .500 shooting in 11-minute season debut at Utah State after coming out of redshirt year ... sat out the first four games planning to redshirt after his August return from a two-year LDS Church mission to the Marshall Islands.

**FRESHMAN (2001-02):** Balderson played in 27 of 30 games as a freshman reserve on BYU's 18-12 team that advanced to the second round of the NIT ... averaged 4.0 points and 1.5 rebounds in 8.5 minutes per game while shooting .487 from the floor, .306 (11-of-36) on threes and .657 from the line ...

his 48.7 percent shooting from the floor led all BYU perimeter players ... was seventh on the team in scoring ... appeared in all 14 league games, averaging 3.6 points and 1.3 rebounds in 8.3 minutes ... scored double-digit points in three games ... led BYU in scoring, rebounds and steals with season highs of 19 points, 7 rebounds and 3 steals in BYU's win over Fort Lewis College ... totaled 14 points and 6 rebounds in a loss at Air Force and scored 11 points with 2 rebounds and a season-high 2 assists in a home win over Southern Utah ... came off the bench cold in the closing moments of regulation at Pepperdine and promptly hit a three-pointer from the corner as time expired to send the game into overtime ... scored in 21 of his 27 appearances and grabbed a rebound in 17 outings.

**MAGRATH HIGH SCHOOL:** Balderson averaged 34 points, 9.2 rebounds and 6.8 assists while leading Magrath High School in Alberta, Canada, to a 32-3 record as a senior ... shot 54 percent from the floor and 91 percent from the free-throw line ... two-time league MVP and scoring champion ... named the Alberta Player of the Year and was Magrath High School's Male Athlete of the Year ... also selected as Alberta's Quarterback of the Year ... member of All-Canadian Team ... ranked second at Nike All-Canada Camp ... played on the Under 19 Alberta Provincial Team the summer after his senior year ... coached at Magrath by Phil Tollestrup, who played basketball at BYU (1970-72).

**PERSONAL:** Born August 1983 in Magrath, Alberta, Canada ... parents are Wes and Lorraine Balderson ... one of seven children, three boys ... oldest brother was Canadian Interuniversity Player of the Year in Canada as shooting guard, while other brother currently plays football at the University of Alberta ... served a two-year mission for The Church of Jesus Christ of Latter-day Saints in the Marshall Islands speaking Marshallese ... married the former Hannah Skidmore on Sept. 8, 2005 ... economics major.



## JIMMY BALDERSON CAREER TOTALS


Game-by-game Balderson statistics on page 35

YEAR	GP	GS	MIN	AVG	FG	FGA	PCT	3FG	3FGA	3PCT	FT	FTA	PCT	OFF	DEF	TOT	AVG	PF	FO	A	AVG	TO	BLK	STL	PTS	AVG
2001-02	27	0	229	8.5	37	76	.487	11	36	.306	23	35	.657	11	30	41	1.5	21	1	12	0.4	15	1	9	108	4.0
2004-05	25	16	458	18.3	54	136	.397	34	81	.420	26	42	.619	10	47	57	2.3	42	3	19	0.8	37	2	10	168	6.7
Total	52	16	687	13.2	91	212	.429	45	117	.385	49	77	.636	21	77	98	1.9	63	4	31	0.6	52	3	19	276	5.3





# SAM BURGESS



**GUARD**

**JUNIOR • 6-3 • 190**

**ALPINE, UTAH  
(SNOW COLLEGE)**

# 20

**CAREER HIGHS**

- POINTS: 9 at AFA (2005)
- FG MADE: 3 vs. Chaminade, at AFA (2005)
- FG ATT: 11 vs. Chaminade (2005)
- FG %: .1000 (1-1) vs. UNLV (2005)
- 3FG MADE: 3 at AFA (2005)
- 3FG ATT: 6 vs. Chaminade (2005)
- 3FG %: 1.000 (1-1) vs. MSU-Billings (2005)
- FT MADE: 3 vs. MSU-Billings, vs. Cal (2005)
- FT ATT: 4 vs. MSU-Billings (2005)
- FT %: 1.000 (3-3) vs. Cal (2005)
- REB: 3 vs. MSU-Billings, vs. Chaminade (2005)
- ASSISTS: 4 vs. MSU-Billings (2005)
- STEALS: 3 vs. MSU-Billings (2005)
- BLOCKS: 3 vs. Chaminade (2005)
- MINUTES: 26 vs. Chaminade (2005)

**SUMMARY:** Burgess is a 6-foot-3, 190-pound shooting guard who played in 27 games for BYU after spending one season at Snow College. He is an excellent shooter and good defender. He averaged 17.2 points per game during his one year at Snow College (Utah) prior to committing to BYU. After playing at Snow, he left to serve a two-year mission for The Church of Jesus Christ of Latter-day Saints in Spokane, Wash., returning in May 2004. As a freshman prior to his mission, he led the Scenic West Athletic Conference in three-point accuracy in 2001-02, making 49 percent (95-192) of his long range attempts while shooting 53 percent overall from the floor. He shot 79 percent from the free throw line. Burgess prepped at Lone Peak High School in Highland, Utah, where he was a first-team all-state athlete in football, basketball and baseball.

**LONE PEAK HIGH SCHOOL:** Burgess prepped at Lone Peak High School in Highland, Utah, where he was a first-team all-state athlete in three sports ... 2001 *Salt Lake Tribune* Utah Male Prep Athlete of the Year, Burgess earned all-state honors three times in basketball, including first-team recognition his junior and senior seasons ... led Lone Peak to the state title his senior year, averaging 18 points and four rebounds while shooting 52 percent from the floor ... twice earned all-state accolades as a baseball pitcher and outfielder/first baseman while helping the Knights win back-to-back state championships in 2000 and 2001 ... a first-team all-state selection in football his senior year, Burgess quarterbacked Lone Peak to the Utah 4A quarter-finals and a 9-2 record, amassing 1,771 total yards with nine rushing and nine passing touchdowns.

**SOPHOMORE (2004-05):** Played in 27 of 30 games, making one start and averaging 2.1 ppg and 0.9 rpg ... led the team in steals once ... led the Cougars with a career-high 9 points, going 3-4 from beyond the arc, at Air Force while adding 2 rebounds in 18 minutes ... saw his most time in a month with 15 minutes at UNM, scoring 5 points on 2-of-3 shooting while grabbing 2 boards and making 2 steals ... played 14 minutes as the backup point guard at Wyoming, knocking down a trey and adding 2 rebounds, 1 assist and 1 steal ... played 18 minutes vs. MSU-Billings, adding 6 points and a career-high 4 assists ... saw 12 minutes on the floor vs. Southern Utah, scoring 5 points ... scored 5 points in 9 minutes vs. Utah State ... scored 5 points in 12 minutes in his only start vs. California ... scored 8 points with 3 rebounds, 3 blocks and 2 steals in season-high 26 minutes vs. Chaminade in BYU's win.

**PERSONAL:** Born in November 1982, Burgess is a native of Alpine, Utah ... parents are Andrew and Wealtha Burgess ... He is one of six children ... also the cousin of BYU center David Burgess ... served a two-year mission for The Church of Jesus Christ of Latter-day Saints in Spokane, Wash. ... pre-business management major ... Academic All-MWC.

**BEFORE BYU (SNOW COLLEGE):** Sam Burgess played at Snow College (Utah) as a freshman prior to his mission and led the Scenic West Athletic Conference in three-point accuracy in 2001-02, making 49 percent (95-192) of his long range attempts while shooting 53 percent overall from the floor ... shot 79 percent from the free throw line ... a second-team All-SWAC Region 18 selection as a freshman, Burgess finished seventh in the league in scoring at 17.2 points per game.

# SAM BURGESS CAREER TOTALS

Game-by-game Burgess statistics on pages 36-37

YEAR	GP	GS	MIN	AVG	FG	FGA	PCT	3FG	3FGA	3PCT	FT	FTA	PCT	OFF	DEF	TOT	AVG	PF	FO	A	AVG	TO	BLK	STL	PTS	AVG
2004-05	27	1	215	8.0	19	70	.271	10	33	.303	9	11	.818	9	15	24	0.9	36	0	12	0.44	22	3	11	57	2.1
Total	27	1	215	8.0	19	70	.271	10	33	.303	9	11	.818	9	15	24	0.9	36	0	12	0.44	22	3	11	57	2.1





# DEREK DAWES




## CENTER

JUNIOR • 6-11 • 275  
SALT LAKE CITY, UTAH  
(COTTONWOOD H.S.)

# 43

### CAREER HIGHS

- POINTS: 14 vs. *New Mexico* (2005)
- FG MADE: 6 vs. *New Mexico* (2005)
- FG ATT: 9 at *Wyoming* (2005)
- FG %: .857 (6-7) vs. *New Mexico* (2005)
- FT MADE: 8 vs. *UNM* at *MWC* (2005)
- FT ATT: 11 vs. *SUU* (2005)
- FT %: 1.000 (3-3) at *UNLV* (2005)
- REB: 10 vs. *Stanford*, at *Saint Mary's*, vs. *New Mexico* (2005)
- ASSISTS: 2 vs. *Wyoming* (2001), vs. *New Mexico* (2005)
- STEALS: 1 (8 times) last vs. *UNM* at *MWC* (2005)
- BLOCKS: 4 vs. *UNM* (2005)
- MINUTES: 34 at *Saint Mary's* (2005)



**SUMMARY:** One of the most sought-after centers in the West coming out of high school, Dawes started in 13 games last season and was second on the team in rebounds. He is an active player who runs the floor well, is a good free-throw shooter and has range to the three-point arc. He has good shot-blocking ability with great timing and good athleticism and size.

**SOPHOMORE (2004-05):** Started 13 games and was second on the team with 4.6 rebounds per game ... averaged 4.9 ppg while recording one double-double and leading the team in rebounds ten times ... scored in double figures six times and posted double-digit rebounds three times ... scored 10 points with 6 rebounds in 12 minutes vs. *UNM* in the *MWC* Tournament ... made a career-high 8 free throws against the *Lobos* ... had 6 points and 6 rebounds in 19 minutes at *UNM* ... recorded 5 points and 5 rebounds vs. *Wyoming* ... was close to a double-double with 9 points and 9 rebounds at *UNLV* ... Recorded first career double-double with 14 points and 10 rebounds in home win over *New Mexico* ... set career bests against the *Lobos* of 14 points, 6-of-7 (.857) shooting and 4 blocks while tying career marks of 10 rebounds, 2 assists and 1 steal (made his steal after his only miss of the game to regain a *Cougar* possession) ... scored 11 points at *Wyoming* off the bench ... saw limited action for three games after not playing vs. *MSU-Billings* due to a shoulder injury suffered at *Saint Mary's* ... made fourth start at *Saint Mary's*, logging career-most 34 minutes ... set personal bests of 4-for-6 shooting and tied his career-high 10 rebounds, while adding 9 points vs. the *Gaels* ... was one rebound shy of a double-double against *Southern Utah* tying career-high 10 points with nine rebounds in 18 minutes, while adding 2 blocks and 1 steal ... took a career-most 11 FT attempts vs. *SUU* ... made his second start of the season at *Weber State*, scoring 7 points while attempting a career-most 8 shots ... scored 5 points with 3 rebounds in 18 minutes vs. *NC State* ... played 25 minutes against *Washington State*, contributing 6 points and 7 rebounds ... tied his season-high with 10 points, including a career-best 6-7 (.857) from the free-throw line, in 20 minutes at *USC* ... had 4 points, 3 blocks and 8 rebounds in 19 minutes vs *California* ... had 10 points vs. *Chaminade* and 10 rebounds vs. *Stanford* at the *Maui Invitational*, averaging 5.0 ppg, 5.3 rpg in the three games coming off the bench.

**FRESHMAN (2000-01):** Dawes appeared in 23 games, with one start, on *BYU's* 24-9 *MWC* Championship team ... averaged 1.1 points and 2.0 rebounds in 6.7 minutes per game ... shared team-high honors with a season-best 7 rebounds in season-opening win over *Elon College*, also adding a season-high 6 points on 3-5 shooting in 12 minutes ... had 3 points and 4 rebounds in 7 minutes in win over *Santa Barbara* ... contributed 3 rebounds in *MWC* semifinal victory over *Wyoming* ... grabbed a rebound in 20 of 23 appearances despite some limited minutes ... had at least 3 boards in eight games ... scored in 10 games.


**COTTONWOOD HIGH SCHOOL:** A first-team *Deseret News* and *Salt Lake Tribune* All-State center his senior year at *Salt Lake's* *Cottonwood High School* ... *Deseret News* 5A Defensive Player of the Year in 2000 ... was the second leading scorer in *Utah* 5A class his senior year ... honorable mention All-American ... toured *Europe* for three weeks with *USA Basketball* in August of 1999 ... rated among top-10 centers who attended the invitation-only *Nike Camp* ... was an honorable mention selection on the *Bob Gibbons* All-Tournament Team ... led *Cottonwood* to back-to-back *Region 1* titles in 1999 and 2000 ... named *Region 1* Most Valuable Player as the region's leading scorer and rebounder as a senior ... set school rebounding and blocked shots records at *Cottonwood* ... coached by *Blair Martineau* ... averaged 19 points, 14 rebounds and 8 blocked shots per game his senior year.

**PERSONAL:** Born October 1981 in *Salt Lake City* ... parents are *Larry* and *Susan Dawes* ... has two younger siblings, *Cassidy* 21 and *Kelsey* 16 ... is an *Eagle scout* ... graduated from *Cottonwood High School* ... served two-year mission for *The Church of Jesus Christ of Latter-day Saints* in *New Hampshire* ... recruited by *Ohio State*, *Arizona State*, *Florida* and *San Diego State* ... married the former *Laurn Christensen* on July 28, 2005 ... public health education major.

# DEREK DAWES CAREER TOTALS

Game-by-game Dawes statistics on pages 37-38

YEAR	GP	GS	MIN	AVG	FG	FGA	PCT	3FG	3FGA	3PCT	FT	FTA	PCT	OFF	DEF	TOT	AVG	PF	FO	A	AVG	TO	BLK	STL	PTS	AVG
2000-01	23	1	155	6.7	8	22	.364	0	0	.000	10	15	.667	19	27	46	2.0	25	0	2	0.1	9	8	1	26	1.1
2004-05	29	13	501	17.3	48	111	.432	0	0	.000	47	71	.662	49	84	133	4.6	66	3	11	0.4	39	25	7	143	4.9
Total	52	14	656	12.6	56	133	.421	0	0	.000	57	86	.663	68	111	179	3.4	91	3	13	0.3	48	33	8	169	3.3





# MIKE ROSE



## GUARD

JUNIOR • 6-3 • 185


HOUSTON, TEXAS

(SPRING WOODS H.S.)

# 2

### CAREER HIGHS

- POINTS: 26 vs. SUU (2004),  
vs. Santa Clara (2005)
- FG MADE: 9 vs. SUU (2004)
- FG ATT: 16 vs. SUU (2004)
- FG%: 1.000 (4-4) vs. USC (2004)
- 3FG MADE: 8 vs. SUU (2004)
- 3FG ATT: 13 vs. SUU (2004)
- 3FG%: 1.000 (3-3) vs. USC (2004)
- FT MADE: 8 vs. Santa Clara (2005)
- FT ATT: 11 vs. Santa Clara (2005)
- FT %: 1.000 (4-4) at Wyoming (2005)
- REB: 6 vs. SDSU (2005)
- ASSISTS: 6 vs. SUU (2004)
- STEALS: 3 vs. Washington State (2005)
- BLOCKS: 1 vs. MSU-Billings (2005),  
vs. WOU (2004)
- MINUTES: 36 vs. SDSU, at CSU (2005)



**SUMMARY:** Rose is an excellent shooter out of Spring Woods High School in Houston, Texas who led the Mountain West Conference in three-point percentage his freshman year (2003-04) and was fourth in the MWC with 56 threes last season. He was also fourth on the team in scoring average last year with 7.7 points per game. With range well beyond the three-point arc, he utilizes a 37-inch vertical to shoot over taller defenders with a quick release and can dunk off either foot.

**SOPHOMORE (2004-05):** Fourth on the team in scoring at 7.7 ppg while averaging 1.7 rpg ... 56 of his 77 field goals were from behind the three-point arc ... his 56 threes was fourth among MWC players ... shot .406 from three ... scored in double figures in nine games while leading the team in steals three times and assists twice ... scored 5 points with 3 rebounds in 10 minutes vs. UNM at the MWC Tournament ... scored 6 points on 2 three-pointers against UNLV ... his 2 steals against Colorado State was one of four games with multiple thefts ... had a game-high 21 points, including 5 threes, vs. New Mexico ... had 13 points off the bench at Wyoming on 4-8 shooting ... started at CSU, scoring 6 points in career-equaling 36 minutes (also vs. SDSU) ... started against MSU-Billings, contributing 14 points on 4-7 shooting from three-point range and recording his first block of the season ... made fifth start and played career-most 36 minutes vs. SDSU, grabbing career-best 6 rebounds ... equaled career-high 26 points on 7-of-10 shooting, including 4 threes, to lead BYU over Santa Clara while adding 5 assists ... also had career marks of 8 FTs, 11 FTAs and 33 minutes ... made his fourth start vs. SUU, scoring 14 points while hitting four threes ... scored 9 points on 3 threes in 20 minutes vs. NC State ... scored in double figures in four straight games (USC, Boise State, Washington State, Utah State) while averaging 15.3 ppg in those games ... scored 14 points vs. Utah State in 31 minutes ... recorded 15 points and a career-high three steals against Washington State ... connected on 6-of-9 three-pointers against Boise State en route to 19 points ... came off the bench for 13 points on four three-pointers and one free throw at USC ... started all three games at the Maui Invitational at shooting guard ... scored 8 points vs. Stanford.

**FRESHMAN (2003-04):** Rose led the MWC in three-point percentage at .459, connecting on 28 of his 61 attempts from behind the arc ... appeared in 26 of 30 games, averaging 3.9

points and 0.7 rebounds in 7.9 minutes per game while shooting 42 percent overall from the floor ... played in 12 of 14 league games, averaging 3.0 points and 0.5 rebounds in 7.8 minutes ... was looked to for instant offense and made three or more threes in five different games ... overall, 28 of his 34 field goals were threes ... scored double-digit points four times ... set a new BYU three-point record with 8 threes against Southern Utah's matchup zone in his college debut, totaling a game- and season-high 26 points, while also dishing out a season-best 6 assists ... had 14 points, hitting 5 threes, against Western Oregon, while pulling down a season-high 5 rebounds ... was a perfect 4-for-4 from the floor, including 3-of-3 on threes for 11 points in nine minutes vs. USC ... scored 10 points, all in his 11 first-half minutes, when he made 3-of-4 threes, and played 22 minutes vs. CSU ... scored 9 points in 19 minutes at Air Force and 9 points on 3-of-4 shooting from long range vs. New Mexico in 12 minutes.

**SPRING WOODS HIGH SCHOOL:** A four-year varsity starter, Rose averaged 21.8 points (5th in the All-Greater Houston Area), 4.5 rebounds and 5.0 assists as a senior splitting time between the point (15 games) and shooting guard (20 games) positions at Spring Woods High School in Houston ... being the team's biggest threat, he was moved from the point to the shooting guard spot to keep teams from double-teaming him at midcourt ... shot 52 percent from the floor, including 48 percent from three point range, while leading Texas 5-A schools with 108 threes ... a preseason All Greater Houston First Team selection, he was named second-team All-State and first-team All-District 21 and first-team All-Region as a senior ... team MVP his junior and senior seasons, he was a three-time first-team All-District 21 5A selection after being named District 21 Freshman of the Year ... was the District 21 Don Coleman Scholarship winner ... helped team to second-place District 21 finishes as a sophomore and junior ... averaged 16.3 points, five rebounds and three assists playing shooting guard as a junior ... lettered in track once and was a four-time letterwinner in golf, earning team MVP honors his senior season.

(Houston Hoops AAU): Rose played four years on the Houston Hoops summer AAU team, playing with and against many of the nation's top players ... As the team's starting shooting guard, Rose averaged 14 points and helped the team earn a No. 1 national rating for much of the summer of 2002.






# MIKE ROSE CAREER TOTALS

Game-by-game Rose statistics on page 38-39

YEAR	GP	GS	MIN	AVG	FG	FGA	PCT	3FG	3FGA	3PCT	FT	FTA	PCT	OFF	DEF	TOT	AVG	PF	FO	A	AVG	TO	BLK	STL	PTS	AVG
2003-04	26	0	206	7.9	34	81	.420	28	61	.459	6	12	.500	4	15	19	0.7	12	0	9	0.3	13	1	4	102	3.9
2004-05	30	7	580	19.3	77	181	.425	56	138	.406	21	32	.656	8	44	52	1.7	39	0	31	1.0	34	1	13	231	7.7
Total	56	7	786	14.0	111	262	.424	84	199	.422	27	44	.614	12	59	71	1.3	51	0	40	0.7	47	2	17	333	6.0



**PERSONAL:** Rose was born October 1984 ... parents are Gordon and Sharon ... has two brothers, Greg (22) and Jordan (17) ... ranked sixth in his class of 365 seniors ... was recruited by Houston, St. Louis, Utah State, Colorado State, Texas Christian, Texas A&M, Tennessee and Illinois ... is the nephew of BYU Head Coach Dave Rose ... married the former Angela Farrell on May 5, 2005 ... marketing management major.



# KEENA YOUNG



## FORWARD

JUNIOR • 6-6 • 205

BEAUMONT, TEXAS

(SOUTH PLAINS COLLEGE)

# 3

### CAREER HIGHS

**POINTS:** 14 vs. Chaminade, at Weber St., vs.

Air Force, vs. New Mexico (2005)

**FG MADE:** 7 vs. Chaminade,

vs. Air Force (2005)

**FG ATT:** 12 at UNLV, vs. Chaminade (2005)

**FG %:** .778 (7-9) vs. Air Force (2005)

**3FG ATT:** 2 vs. North Carolina (2005)

**3FG %:** .000 (0-2) vs. North Carolina (2005)

**FT MADE:** 4 at Weber St., vs. Utah (2005)

**FT ATT:** 8 vs. MSU-Billings (2005)

**FT %:** 1.000 (4-4) at Weber St. (2005)

**REB:** 11 vs. Air Force (2005)

**ASSISTS:** 4 at Weber St. (2005)


**STEALS:** 2 vs. MSU-Billings, vs. Chaminade,

at Utah St., vs. Utah, at UNLV (2005)

**BLOCKS:** 2 vs. MSU-Billings, at Utah St.,

at Weber St., at Wyoming (2005)

**MINUTES:** 39 at UNLV (2005)



**SUMMARY:** Young is a 6-foot-6 swingman who led the Cougars in rebounds last season after transferring from South Plains College in Levelland, Texas. He started 15 games last year but missed the last five contests due to injury. He has a good mid-range game and is an effective slasher. With his size and ability as a defender he should continue to contribute at both the three and four positions.

**SOPHOMORE (2004-05):** Led the Cougars with 5.6 rebounds per game but broke his shooting hand and missed the final five games of the season ... averaged 7.2 ppg while recording one double-double and leading the team in rebounds 10 times and assists once ... scored in double figures nine times and recorded double-digit rebounds twice ... had 7 points and team-high 8 rebounds vs. Wyoming ... had a stretch of scoring in double figures in five straight games while making a combined 25-of-42 (.600) from the floor ... scored in double figures in nine games (BYU was 6-3 in those games) ... recorded 10 points and 6 rebounds in a career-high 39 minutes at UNLV ... scored 10 points as a starter against Utah while adding 4 rebounds, 2 assists and 2 steals ... started in win over New Mexico, equaling career-best 14 points on 6-of-8 shooting with 7 rebounds in 36 minutes ... posted his first career double-double with a career-high-tying 14 points and a career-high 11 rebounds against Air Force ... his 7-for-9 shooting accuracy against Air Force was a season-best ... recorded 10 points and five rebounds in 16 minutes at Wyoming ... Tied his career-highs in steals and blocks with 2 apiece while contributing 10 points against MSU-Billings ... tied career highs of 14 points and 2 blocks at Weber State while setting new personal bests of .714 FG percentage (5-7), 4 assists and 35 minutes played ... started and tied career-high of 10 rebounds vs. North Carolina State to equal his 10 boards vs. North Carolina... also dished out 3 assists vs. NC State ... had 8 points and a team-leading 7 rebounds in 17 minutes vs. Utah State ... came off the bench against Boise State to record 11 points on 66.7 percent shooting (4-6) while adding 8 rebounds ... started and led the team in rebounds with 9 against Utah State while posting two blocks ... had 5 points, 6 rebounds and 2 assists in second start at

power forward in place of injured Garner Meads vs. California ... impressed in his Cougar debut at the Maui Invitational, averaging 9.7 points and 6.7 rebounds in 22.7 minutes of play over three games ... came off the bench vs. North Carolina (9 points, 10 rebounds in 23 minutes) and Stanford (6 points, 4 rebounds in 12 minutes) before starting in place of injured Garner Meads vs. Chaminade (14 points, 6 rebounds in 33 minutes).

**BEFORE BYU (SOUTH PLAINS COLLEGE):** A 6-foot-6 guard/forward from South Plains College in Levelland, Texas, Young averaged 9.9 points, 7.2 rebounds and 2.1 assists as a freshman in 2003-04, receiving honorable mention all-league recognition ... a good mid-range shooter, the 6-foot-6 swingman shot 47 percent from the floor while helping the Texans achieve a 24-9 record and second-place finish in the Western Junior College Athletic Conference ... coached by Steve Green.

**OZEN HIGH SCHOOL:** Young was a four-year letterman, three-time all-region and two-time Texas All-State player at Ozen High School where he averaged 18 points and 10 rebounds as a senior ... helped his team to the 2000 State title and top-10 national ranking ... coached by Andre Boutte.

**PERSONAL:** Born April 1985 in Beaumont, Texas ... son of Cleveland and Lavella Young ... has one brother, Torri ... enjoys Playstation ... signed out of high school with the University of Memphis along with classmate Kendrick Perkins but decided to attend South Plains College after Perkins chose to enter the 2003 NBA draft ... prior to signing with BYU he had verbally committed to Texas Tech ... sociology major.



# KEENA YOUNG CAREER TOTALS

Game-by-game Young statistics on page 39

YEAR	GP	GS	MIN	AVG	FG	FGA	PCT	3FG	3FGA	3PCT	FT	FTA	PCT	OFF	DEF	TOT	AVG	PF	FO	A	AVG	TO	BLK	STL	PTS	AVG
2004-05	25	15	555	22.2	74	149	.497	0	3	.000	31	51	.608	56	84	140	5.6	41	0	17	0.68	23	17	15	179	7.2
Total	25	15	555	22.2	74	149	.497	0	3	.000	31	51	.608	56	84	140	5.6	41	0	17	0.68	23	17	15	179	7.2





# DAVID BURGESS




## CENTER

FRESHMAN • 6-10 • 250

IRVINE, CALIF.

(WOODBRIDGE H.S.)

# 34




**SUMMARY:** David Burgess is a 6-foot-10, 250-pound center who was considered one of the best big men in the country coming out of high school. He is a strong low-post player and aggressive rebounder. He was granted a medical redshirt last season after appearing in only two games before being sidelined by injury. After his junior year in high school, he was the only high school player to compete on the 19-Under USA Basketball World Championships Team that finished 7-1, losing only to eventual champion Australia, and won the 2003 Global Games in Dallas with a 5-0 record. He was selected to the 18-Under USA Albert Schweitzer Team after his senior season for a tournament held in Germany. Burgess averaged 19 points, 13 rebounds, four blocked shots and three assists as a senior at Woodbridge High School in Irvine, Calif., to earn All-California First Team honors. He was a McDonald's All-America nominee.

**AT BYU (REDSHIRT 2004-05):** Received a medical redshirt after missing nearly the entire season ... had surgery (ankles) ... Appeared in two games ... made his Cougar debut against North Carolina, recording one steal in 5 minutes ... played two minutes vs. California.


**WOODBRIDGE HIGH SCHOOL:** Burgess averaged 19 points, 13 rebounds, 4 blocked shots and 3 assists as a senior at Woodbridge High School in Irvine, Calif., to earn All-California First Team honors ... a McDonald's All-America nominee ... was on the All-California Third Team as a junior when he averaged 16.5 points, 11 rebounds, 3 blocked shots and 3 assists ... was first-team All-Orange County as a senior and All-CIF First

Team as a junior and senior ... was All-CIF Second Team as a sophomore, when he averaged 12 points, 8 rebounds and 2 blocked shots ... a four-year letterwinner, Burgess is one of just three players to ever play on the varsity team as a freshman at Woodbridge when he averaged 5 points, 5 rebounds and 1 blocked shot on his way to being named the team's Most Improved Player and an honorable mention All-City (Irvine) Team selection ... was the team MVP his final three seasons and was the City and Sea View League MVP as both a junior and senior ... was the only high school player to compete on the 19-Under USA Basketball World Championships Team that finished 7-1, losing only to eventual champion Australia, and won the 2003 Global Games in Dallas with a 5-0 record ... was selected to the 18-Under USA Albert Schweitzer Team after his senior season for a tournament held in Germany.

**PERSONAL:** Born in February 1986 ... native of Irvine, Calif. ... parents are Kenneth and Sandi Burgess ... has three brothers and one sister ... his first cousin Sam Burgess also plays on the team ... his older brother Chris played Division I basketball at Duke two years and Utah two years before playing professionally overseas ... older brother Joshua was his teammate on BYU's 2004-05 team and sister Angela played on BYU's women's basketball team from 1998-99 ... among the many schools that recruited Burgess were UCLA, Louisville, Gonzaga, Florida, Oregon, Oregon State, Utah and San Diego State ... open major.



# TRENT PLAISTED



**FORWARD**

**FRESHMAN • 6-11 • 245**

**SAN ANTONIO, TEXAS**

**(CLARK H.S.)**

# 44

**SUMMARY:** Plaisted is a 6-foot-11, 245-pound left-handed forward who should contribute significantly this season after receiving a medical redshirt last year due to injury. Long and athletic, Plaisted runs the floor well and has a soft shooting touch to 18 feet. He could play the three, four or five position and is a good shot-blocker and solid rebounder. A first-team 5A Texas all-state selection from San Antonio's Clark High, where he averaged 22 points, 10 rebounds, 2 blocks and 2 assists, he has a running vertical of 41 inches, can touch 12-foot-2 and ran a 4.6 40-yard dash on grass wearing tennis shoes this summer.

**AT BYU (REDSHIRT 2004-05):** Received a medical redshirt, appearing in five games before having his season shortened because of injury.

**CLARK HIGH SCHOOL:** Plaisted was a first-team 5A Texas all-state selection from San Antonio's Clark High ... earning a top-10 player ranking, he was a McDonald's All-America nominee ... averaged 22 points, 10 rebounds, 2 blocks and 2 assists as his team achieved a 27-10 record his senior season ... was district and city MVP ... career high in points was 43 ... led Clark High School to the 2003 District 28-5A title and regional quarterfinals in Texas' largest classification as a junior ... aver-

aged 12.5 points and 5.5 rebounds as the only junior named to the All-District 28 First Team while helping his team achieve a 31-7 record ... earned MVP honors at numerous tournaments and averaged 18 points and 10 rebounds during his summer 2003 AAU season playing for the San Antonio Bulls where he was given the opportunity to play more on the perimeter ... entered his senior season rated the No. 10 player in Texas after impressing at the Texas Elite Camp and making a national name for himself at the 2003 Kingwood Classic in Houston.

**PERSONAL:** Born in October 1986 in California ... hails from San Antonio, Texas ... parents are John and Sherry Plaisted ... is the youngest of five children, having three sisters and one brother ... among schools recruiting Plaisted were Florida State, Stanford, Kansas, Oklahoma State, Washington State, Texas A&M, Utah, Arkansas, New Mexico, Texas Tech and Vanderbilt ... pre-business management major.



# RASHAUN BROADUS




**GUARD**

**JUNIOR • 6-0 • 195**

**MILILANI, HAWAII**

**(WESTERN NEBRASKA CC)**

1



**SUMMARY:** A good ballhandler who can create offensively with his quickness, Rashaun Broadus should be a significant contributor to the Cougars this year as a play-caller, scoring threat and solid defender. Broadus comes to BYU from Western Nebraska Community College where he led his team with 14.6 points per game while making a team-best 57 three-point shots.

**BEFORE BYU (WESTERN NEBRASKA COMMUNITY COLLEGE):**


Leading scorer and three-point shooter at Western Nebraska CC last season ... led Western Nebraska (Scottsbluff, Neb.) with 14.6 points per game, leading the Cougars to a 28-5 record, including three weeks atop the NJCAA poll and a No. 14 final regular-season ranking ... added 4.2 rebounds, 3.5 assists and 1.7 steals per contest ... shot 48 percent from the floor, including 40 percent from behind the three-point line, making a team-high 57 treys on the season ... achieved season highs of 31 points, nine rebounds and seven assists in 2005 and was named to the NJCAA Region IX All-Tournament Team ... helped WNCC win the Region IX title as a freshman in 2003 before redshirting the 2004 season ... named to the Dean's List.

**MILILANI HIGH SCHOOL:** Lettered in basketball and football ... named first team all-state in his senior year (2002) ... was the West Region Player of the Year and MVP of his high school team ... averaged 15 points, five rebounds and 4 assists ... career-high of 33 points.

**PERSONAL:** Born in August 1984 in Seattle, Washington ... parents are William and Teresa Broadus ... has one brother, William Jr., who also plays basketball at Western Nebraska ... sports hero is Michael Jordan ... enjoys playing X-Box and football ... recruited by Houston, Colorado State, Wyoming, Montana and Portland State ... sociology major.



# VUK IVANOVIC



**SUMMARY:** Vuk Ivanovic is a 6-foot-10 forward/center from Pancevo, near Belgrade, Serbia and Montenegro. Due to transfer rules, Ivanovic must sit out the 2005-06 season. A skilled big man, he will practice with the team as a redshirt junior this season and then have two years of eligibility remaining.

**BEFORE BYU (SETON HILL UNIVERSITY):** Earned All-American Mideast Conference Honorable Mention recognition last season while averaging 8.9 points and five rebounds and shooting 56 percent from the floor ... helped Seton Hill, an NAIA school in Greensburg, Pa., achieve a 20-8 record and 10-4 conference mark and advance to the AMC Championship game in only the program's second year of existence ... career-high of 29 points ... named to the Dean's List in 2004.

**UROS PREDIC HIGH SCHOOL:** Led his team to the state and regional championships his senior year, earning state MVP honors (national championships cancelled due to financial instability) ... received straight A's all four years ... also played for the Red Star national basketball team in Serbia and Montenegro.

**PERSONAL:** Born in May 1983 in Pancevo, Serbia and Montenegro ... parents are Branislav and Bojana Matorkic Ivanovic ... has one brother, Stefan ... father played professional basketball in Serbia and Montenegro and mother played professional handball and was a long-jumper ... started playing basketball with his dad when he was 10 years old ... sports hero is Grant Hill ... enjoys Formula 1 Racing, chess, ping-pong and playing the piano ... recruited by USC, Pepperdine, Southern Mississippi and Colgate ... genetics and biotechnology major.

## FORWARD/CENTER

JUNIOR • 6-10 • 250

PANCEVO,


SERBIA & MONTENEGRO

(SETON HILL)

# 10



# FERNANDO MALAMAN




**FORWARD**

**JUNIOR • 6-9 • 215**

**LIMEIRA, BRAZIL**

**(ARIZ. WESTERN COLLEGE)**

15



**SUMMARY:** A power forward with shooting range on the perimeter, Fernando Malaman is a good athlete who runs the floor well and should fit well into BYU's up-tempo offense. He comes to BYU as a junior transfer from Arizona Western College with three seasons to play two. Malaman is the third junior college transfer from Brazil to sign with the Cougars in recent years. Former Cougar All-American center Rafael Araujo also signed with BYU out of Arizona Western. Guard Luiz Lemes also played for the Cougars from 2002-04 after a two-year stint at Eastern Oklahoma State College.

**BEFORE BYU (ARIZONA WESTERN COLLEGE):** Named a second-team NJCAA Region I and Arizona Community College Athletic Conference pick while helping the Matadors win the ACCAC and Region I titles and earn the No. 1 ranking in the final regular-season poll ... helped Arizona Western achieve 52 victories during his two-year stay in Yuma, Ariz. Including a berth in the NJCAA Tournament before finishing 31-3, the school's best record in more than 30 years ... averaged 9.8 points and 5.9 rebounds in 2004-05 on a team that featured two NJCAA All-Americans ... was also an NJCAA Region I and ACCAC honorable mention selection as a freshman.

**CLQ-PIRACICABA HIGH SCHOOL:** Attended CLQ-Piracicaba High School in Brazil.

**PERSONAL:** Born in April 1982 in Limeira, Brazil ... parents are Hipolito and Eliana Scherrer Malaman ... has one brother, Felipe, and one sister, Carolina ... sports hero is late Formula One driver Ayrton Senna ... began playing basketball at 11 years old ... enjoys chatting online with friends and family ... recruited by South Florida, San Diego and Southern Mississippi ... exercise science major.





# LEE CUMMARD



**SUMMARY:** A member of BYU's 2004 top-20 recruiting class, Cumnard is a good athlete with a natural feel for the game who could contribute significantly for the Cougars in his first season. Because of his all-around abilities, some experts rated Cumnard as the top shooting guard prospect in the West in 2004. Known as a fierce competitor, Cumnard has good ball-handling skills, excellent shooting range and the toughness to rebound and finish in traffic. He delayed his enrollment until this season because of an LDS Church mission.

**PERSONAL:** Born in March 1985 in Mesa, Ariz. ... parents are David and Cheryl Cumnard ... has five brothers, David, Jon, Stephen, Parker and Lance ... married the former Sarah Mabry on August 17, 2005 in Mesa, Ariz. ... sports hero is Michael Jordan ... served as a missionary in Nashville, Tenn., in 2004 ... recruited by Arizona State, UCLA, Oregon, Oregon State, Stanford, Iowa State, Utah State, Utah, New Mexico, Miami, Gonzaga, Oklahoma State, San Diego State and Texas Tech ... undecided major.

**MESA HIGH SCHOOL:** Named the 2004 Arizona Player of the Year and a McDonald's All-American nominee ... led Mesa (Ariz.) High School to the 5-A state championship, averaging 20.0 points, 5.5 rebounds and 3.5 assists as a senior in 2003-04 ... shot 56 percent from the floor and made 41 percent of his three-point attempts ... named region player of the year in 2004 ... also played for the Arizona Cager Elite Club team.

**GUARD**

**FRESHMAN • 6-6 • 175**


**MESA, ARIZ.**

**(MESA H.S.)**

30



# JACKSON EMERY



**GUARD**

**FRESHMAN • 6-3 • 175**

**ALPINE, UTAH**

**(LONE PEAK H.S.)**

4




**SUMMARY:** Known for his competitiveness and clutch play, Jackson Emery is a quick player and solid defender with outstanding leaping ability. A good shooter from long range, he also has the athleticism and creativity to convert inside when going to the basket. He has the ability to contribute in his first season after being named the top player in Class 4A from the state of Utah in 2005.

**PERSONAL:** Born in June 1987 in Salt Lake City, Utah ... parents are Derek and Patti Emery ... has two brothers, Nick and Alex, and one sister, Annie ... sports hero Michael Jordan ... began playing basketball with his dad as a child ... enjoys March Madness and reading Harry Potter ... recruited by Utah, Princeton, Air Force, Utah State, Weber State, Snow College, Westminster, UVSC and Dixie State College ... undecided major.

**LONE PEAK HIGH SCHOOL:** All-American nominee ... named the 2005 Mr. Basketball (*Deseret Morning News*), 4A-MVP (*Salt Lake Tribune*) and All-Valley (*Daily Herald*) while leading the Knights to the Class 4A State Championship his senior year ... averaged 20.8 points, 8.7 rebounds and 3.6 assists while recording 86 steals, nearly four a game, and 40 blocks during the season ... scored 24.8 points per game during the state tournament to earn MVP honors, finishing with 27 points on 7-of-11 shooting, 4-of-6 from three-point range, 9-of-10 free throws, 8 rebounds, 6 assists, 5 steals and 1 block in the title game against Box Elder ... knocked down a 40-foot shot at the first-period buzzer, and followed that with another clutch three-pointer just before the halftime horn ... all-time Lone Peak steals leader and second all-time in scoring ... career highlights of 11 steals, 30 points and one triple-double ... graduated with honors (3.957 GPA) ... involved in Operation Smile ... also played for the Salt Lake Metro basketball club.



# JERMAINE ODJEGBA



**SUMMARY:** Odjegba is a 6-foot-7, 190-pound small forward who joins the Cougars this season after redshirting in 2002-03 and serving a two-year LDS Church mission. He returned in June from his mission in Nashville, Tenn. An athletic player, Odjegba looks to return to his playing condition while giving the Cougars another option on the perimeter.

**AT BYU (REDSHIRT 2002-03):** Odjegba redshirted on BYU's Mountain West Conference Co-Championship team that earned an NCAA Tournament bid.

**PALM BEACH GARDENS HIGH SCHOOL:** A three-year starter, Odjegba earned first-team all-conference honors and honorable mention all-state honors at Palm Beach Gardens High School in Palm Beach, Fla. ... averaged 18 points, 8 rebounds and 5 assists.

**PERSONAL:** Born in November 1983 in West Palm Beach, Florida ... parents are Jonathan and Gorotti Odjegba ... has one sister, Joy ... served a two-year mission for The Church of Jesus Christ of Latter-day Saints in Nashville, Tenn. ... sports hero is Michael Jordan because of his hard work and dedication to the game of basketball ... enjoys snowmobiling and March Madness ... recruited by Florida Southern, Tampa University and Stony Brook University ... marketing major.



## FORWARD

FRESHMAN • 6-7 • 190

WEST PALM BEACH, FLA.

(PALM BEACH GARDEN H.S.)

# 41



# INDIVIDUAL CAREER STATISTICS

2005-06 BYU BASKETBALL

## BROCK REICHNER CAREER STATISTICS

### REICHNER 2004-05 GAME-BY-GAME

OPPONENT	DATE	GS	MIN	FG	FGA	PCT	3FG	FGA	PCT	FT	FTA	PCT	OFF	DEF	TOT	AVG	PF	FO	A	TO	BLK	STL	PTS	AVG
vs. North Carolina	11/22/04																							
vs. Stanford	11/23/04																							
vs. Chaminade	11/24/04	1	0	0	.000	0	0	.000	0	0	.000	0	0	0	0.0	0	0	0	0	1	0	0	0	0.0
California	11/27/04																							
at Utah State	12/01/04																							
at USC	12/04/04																							
Boise State	12/08/04																							
vs Washington State	12/11/04																							
Utah State	12/18/04																							
North Carolina State	12/21/04																							
at Weber State	12/23/04																							
Southern Utah	12/28/04	4	1	2	.500	1	2	.500	0	2	.000	1	0	1	0.5	0	0	1	0	0	0	0	3	1.5
Santa Clara	12/31/04																							
at Saint Mary's (Calif.)	01/04/05	2	0	0	.000	0	0	.000	0	0	.000	0	0	0	0.3	0	0	0	0	0	0	0	0	1.0
San Diego State	01/08/05																							
Montana State-Billings	01/11/05	6	2	3	.667	0	0	.000	0	0	.000	0	2	2	0.8	2	0	0	0	0	0	0	4	1.8
at Colorado State	01/15/05																							
at Wyoming	01/17/05	5	0	0	.000	0	0	.000	0	0	.000	0	1	1	0.8	0	0	0	0	0	0	0	0	1.4
Air Force	01/22/05																							
New Mexico	01/24/05	1	0	0	.000	0	0	.000	0	0	.000	0	0	0	0.7	0	0	0	0	0	0	0	0	1.2
Utah	01/31/05	3	0	0	.000	0	0	.000	0	0	.000	0	0	0	0.6	0	0	0	0	0	0	0	0	1.0
at UNLV	02/05/05																							
at San Diego State	02/07/05																							
Wyoming	02/12/05																							
Colorado State	02/14/05																							
at New Mexico	02/19/05	17	1	2	.500	1	2	.500	1	2	.500	0	1	1	0.6	0	0	1	2	0	1	4	1.4	
at Air Force	02/21/05	32	0	3	.000	0	0	.000	1	2	.500	1	4	5	1.1	2	0	2	2	0	3	1	1.3	
at Utah	02/26/05	22	3	3	1.000	2	2	1.000	1	2	.500	0	3	3	1.3	5	1	1	0	0	1	9	2.1	
UNLV	03/05/05	19	1	6	.167	1	4	.250	0	0	.000	0	0	0	1.2	1	0	1	1	0	1	3	2.2	
vs. New Mexico	03/10/05	31	2	6	.333	1	2	.500	1	2	.500	2	3	5	1.5	4	0	2	1	0	0	6	2.5	
<b>Totals</b>		<b>2</b>	<b>143</b>	<b>10</b>	<b>25</b>	<b>.400</b>	<b>6</b>	<b>12</b>	<b>.500</b>	<b>4</b>	<b>10</b>	<b>.400</b>	<b>4</b>	<b>14</b>	<b>18</b>	<b>1.5</b>	<b>14</b>	<b>1</b>	<b>8</b>	<b>7</b>	<b>0</b>	<b>6</b>	<b>30</b>	<b>2.5</b>

### REICHNER VS. THE MOUNTAIN WEST CONFERENCE

TEAM	GP	GS	MIN	AVG	FG	FGA	PCT	3FG	FGA	PCT	FT	FTA	PCT	OFF	DEF	TOT	AVG	PF	FO	A	TO	BLK	STL	PTS	AVG	W-L
Air Force	1	1	32	32.0	0	3	.000	0	0	.000	1	2	.500	1	4	5	5.0	2	0	2	2	0	3	1	1.0	0-1
Colorado State	--	--	--	--	--	--	--	--	--	--	--	--	--	--	--	--	--	--	--	--	--	--	--	--	--	--
New Mexico	3	1	49	16.3	3	8	.375	2	4	.500	2	4	.500	2	4	6	2.0	4	0	3	3	0	1	4	1.3	1-2
San Diego State	--	--	--	--	--	--	--	--	--	--	--	--	--	--	--	--	--	--	--	--	--	--	--	--	--	--
TCU	--	--	--	--	--	--	--	--	--	--	--	--	--	--	--	--	--	--	--	--	--	--	--	--	--	--
UNLV	1	0	19	19.0	1	6	.167	1	4	.250	0	0	.000	0	0	0	0.0	1	0	1	1	0	1	3	3.0	0-1
Utah	2	0	25	12.5	3	3	1.000	2	2	1.000	1	2	.500	0	3	3	1.5	5	1	1	0	0	1	9	4.5	0-2
Wyoming	1	0	5	5.0	0	0	.000	0	0	.000	0	0	.000	0	1	1	1.0	0	0	0	0	0	0	0	0.0	0-1
<b>Totals</b>	<b>8</b>	<b>2</b>	<b>130</b>	<b>16.3</b>	<b>7</b>	<b>20</b>	<b>.350</b>	<b>5</b>	<b>10</b>	<b>.500</b>	<b>4</b>	<b>8</b>	<b>.500</b>	<b>3</b>	<b>12</b>	<b>15</b>	<b>1.9</b>	<b>12</b>	<b>1</b>	<b>7</b>	<b>6</b>	<b>0</b>	<b>6</b>	<b>17</b>	<b>2.1</b>	<b>1-7</b>

### REICHNER IN THE CONFERENCE TOURNAMENT

YEAR	GP	GS	MIN	AVG	FG	FGA	PCT	3FG	FGA	PCT	FT	FTA	PCT	OFF	DEF	TOT	AVG	PF	FO	A	TO	BLK	STL	PTS	AVG	W-L
2005	1	1	31	31.0	2	6	.333	1	2	.500	1	2	.500	2	3	5	5.0	4	0	2	1	0	0	6	6.0	0-1

## AUSTIN AINGE CAREER STATISTICS

### AINGE 2004-05 GAME-BY-GAME

OPPONENT	DATE	GS	MIN	FG	FGA	PCT	3FG	FGA	PCT	FT	FTA	PCT	OFF	DEF	TOT	AVG	PF	FO	A	TO	BLK	STL	PTS	AVG
vs. North Carolina	11/22/04		18	2	3	.667	2	3	.667	0	0	.000	0	1	1	1.0	1	0	1	4	0	1	6	6.0
vs. Stanford	11/23/04		12	0	1	.000	0	1	.000	0	0	.000	0	0	0	0.5	1	0	0	4	0	0	0	3.0
vs. Chaminade	11/24/04		14	1	3	.333	0	1	.000	0	0	.000	0	4	4	1.7	3	0	2	3	0	0	2	2.7
California	11/27/04		9	0	2	.000	0	1	.000	2	2	1.000	0	1	1	1.5	0	0	0	1	0	0	2	2.5
at Utah State	12/01/04		30	6	13	.462	3	9	.333	0	0	.000	0	2	2	1.6	1	0	3	4	0	2	15	5.0
at USC	12/04/04	*	12	2	2	1.000	1	1	1.000	2	2	1.000	0	0	0	1.3	1	0	2	5	0	1	7	5.3
Boise State	12/08/04		25	4	8	.500	2	4	.500	4	6	.667	0	5	5	1.9	3	0	5	3	0	1	14	6.6
vs Washington State	12/11/04		31	7	12	.583	2	6	.333	0	0	.000	0	2	2	1.9	1	0	4	1	0	0	16	7.8
Utah State	12/18/04	*	30	6	9	.667	3	5	.600	6	8	.750	0	2	2	1.9	0	0	3	4	0	1	21	9.2
North Carolina State	12/21/04	*	32	3	10	.300	1	3	.333	2	2	1.000	0	4	4	2.1	4	0	8	6	0	1	9	9.2
at Weber State	12/23/04	*	34	4	9	.444	1	3	.333	0	0	.000	1	3	4	2.3	2	0	3	1	0	4	9	9.2
Southern Utah	12/28/04	*	31	5	9	.556	4	5	.800	0	0	.000	0	3	3	2.3	1	0	5	2	0	3	14	9.6
Santa Clara	12/31/04	*	37	2	8	.250	1	5	.200	4	4	1.000	0	7	7	2.7	1	0	7	5	0	2	9	9.5
at Saint Mary's (Calif.)	01/04/05	*	19	3	7	.429	0	2	.000	0	0	.000	0	1	1	2.6	4	0	2	6	0	2	6	9.3
San Diego State	01/08/05	*	38	4	11	.364	0	3	.000	1	3	.333	1	5	6	2.8	1	0	5	5	0	4	9	9.3
Montana State-Billings	01/11/05	*	23	3	5	.600	2	3	.667	2	2	1.000	0	2	2	2.8	3	0	8	2	0	0	10	9.3
at Colorado State	01/15/05	*	36	8	14	.571	5	9	.556	4	4	1.000	2	1	3	2.8	4	0	6	2	0	2	25	10.2
at Wyoming	01/17/05	*	27	0	8	.000	0	6	.000	2	2	1.000	1	3	4	2.8	0	0	3	2	0	2	2	9.8
Air Force	01/22/05	*	29	1	5	.200	1	4	.250	2	2	1.000	2	4	6	3.0	1	0	6	5	0	0	5	9.5
New Mexico	01/24/05	*	23	0	6	.000	0	4	.000	0	0	.000	0	4	4	3.1	4	0	8	2	0	1	0	9.1
Utah	01/31/05	*	32	5	8	.625	1	3	.333	4	5	.800	0	0	0	2.9	1	0	5	3	0	1	15	9.3
at UNLV	02/05/05	*	42	5	8	.625	2	5	.400	7	8	.875	0	3	3	2.9	3	0	5	4	0	0	19	9.8
at San Diego State	02/07/05	*	29	2	7	.286	0	4	.000	0	0	.000	0	2	2	2.9	0	0	3	2	0	1	4	9.5
Wyoming	02/12/05	*	36	3	8	.375	2	5	.400	2	3	.667	0	4	4	2.9	3	0	3	3	0	0	10	9.5
Colorado State	02/14/05	*	37	4	14	.286	1	5	.200	1	2	.500	3	3	6	3.0	0	0	5	5	0	0	10	9.6
at New Mexico	02/19/05	*	34	3	9	.333	2	5	.400	1	2	.500	0	0	0	2.9	2	0	4	3	0	1	9	9.5

# INDIVIDUAL CAREER STATISTICS

2005-06 BYU BASKETBALL



at Air Force	02/21/05	*	16	2	4	.500	1	2	.500	0	0	.000	0	1	1	2.9	0	0	0	4	0	0	5	9.4
at Utah	02/26/05	*	35	7	11	.636	0	0	.000	3	4	.750	1	4	5	2.9	5	1	6	5	1	1	17	9.6
UNLV	03/05/05	*	32	3	6	.500	1	2	.500	3	5	.600	0	1	1	2.9	3	0	5	0	0	0	10	9.7
vs. New Mexico	03/10/05	*	28	2	6	.333	1	4	.250	0	0	.000	0	5	5	2.9	1	0	7	1	0	1	-5	9.5
<b>Totals</b>			<b>23</b>	<b>831</b>	<b>97</b>	<b>.429</b>	<b>39</b>	<b>113</b>	<b>.345</b>	<b>52</b>	<b>66</b>	<b>.788</b>	<b>11</b>	<b>77</b>	<b>88</b>	<b>2.9</b>	<b>54</b>	<b>1</b>	<b>124</b>	<b>97</b>	<b>1</b>	<b>32</b>	<b>285</b>	<b>9.5</b>

## AINGE 2003-04 GAME-BY-GAME

OPPONENT	DATE	GS	MIN	FG	FGA	PCT	3FG	FGA	PCT	FT	FTA	PCT	OFF	DEF	TOT	AVG	PF	FO	A	TO	BLK	STL	PTS	AVG		
Southern Utah	11/21/03																									
at California	11/26/03																									
Utah Valley State	11/29/03																									
at Boise State	12/02/03																									
vs. Oklahoma State	12/06/03																									
Western Oregon	12/10/03																									
USC	12/13/03																									
Weber State	12/20/03																									
at Utah State	12/23/03																									
vs. Idaho State	12/29/03			2	1	1	1.000	0	0	.000	0	0	.000	0	1	1	1.0	0	0	0	0	0	2	2.0		
at Santa Clara	12/30/03																									
Saint Mary's	01/02/04			1	0	0	.000	0	0	.000	0	0	.000	0	0	0	0.5	0	0	1	0	0	0	1.0		
at North Carolina State	01/07/04			2	0	1	.000	0	0	.000	0	0	.000	0	0	0	0.3	2	0	0	0	0	0	0.7		
at San Diego State	01/12/04																									
Colorado State	01/17/03			10	2	3	.667	1	2	.500	1	2	.500	0	0	0	0.3	2	0	2	1	0	0	6	2.0	
Wyoming	01/19/04			1	0	0	.000	0	0	.000	0	0	.000	0	0	0	0.2	0	0	1	0	0	0	1.6		
at Air Force	01/24/04			10	0	1	.000	0	1	.000	0	0	.000	0	0	0	0.2	2	0	0	1	0	0	0	1.3	
at New Mexico	01/26/04																									
at Utah	01/31/04																									
UNLV	02/07/04																									
San Diego State	02/09/04			4	1	2	.500	0	1	.000	0	0	.000	0	2	2	0.4	0	0	1	2	0	0	2	1.4	
at Wyoming	02/14/04																									
at Colorado State	02/16/04																									
New Mexico	02/21/04			6	0	0	.000	0	0	.000	0	0	.000	0	0	0	0.4	0	0	1	2	1	0	0	1.3	
Air Force	02/23/04																									
Utah	03/01/04																									
at UNLV	03/06/04																									
vs. Wyoming	03/11/04																									
vs. Utah	03/12/04																									
vs. Syracuse	03/18/04																									
<b>Totals</b>				<b>0</b>	<b>36</b>	<b>4</b>	<b>8</b>	<b>.500</b>	<b>1</b>	<b>4</b>	<b>.250</b>	<b>1</b>	<b>2</b>	<b>.500</b>	<b>0</b>	<b>3</b>	<b>3</b>	<b>0.4</b>	<b>6</b>	<b>0</b>	<b>6</b>	<b>6</b>	<b>1</b>	<b>0</b>	<b>10</b>	<b>1.3</b>

## AINGE VS. THE MOUNTAIN WEST CONFERENCE

TEAM	GP	GS	MIN	AVG	FG	FGA	PCT	3FG	FGA	PCT	FT	FTA	PCT	OFF	DEF	TOT	AVG	PF	FO	A	TO	BLK	STL	PTS	AVG	W-L
Air Force	3	2	55	18.3	3	10	.300	2	7	.286	2	2	1.000	2	5	7	2.3	3	0	6	10	0	0	10	3.3	0-3
Colorado State	3	2	83	27.7	14	31	.452	7	16	.438	6	8	.750	5	4	9	3.0	6	0	13	8	0	2	41	13.7	2-1
New Mexico	4	3	91	22.8	5	21	.238	3	13	.231	1	2	.500	0	9	9	2.3	7	0	20	8	1	3	14	3.5	2-2
San Diego State	3	2	71	23.7	7	20	.350	0	8	.000	1	3	.333	1	9	10	3.3	1	0	9	9	0	5	15	5.0	1-2
TCU	--	--	--	--	--	--	--	--	--	--	--	--	--	--	--	--	--	--	--	--	--	--	--	--	--	--
UNLV	2	2	74	37.0	8	14	.571	3	7	.429	10	13	.769	0	4	4	2.0	6	0	10	4	0	0	29	14.5	1-1
Utah	2	2	67	33.5	12	19	.632	1	3	.333	7	9	.778	1	4	5	2.5	6	1	11	8	1	2	32	16.0	0-2
Wyoming	3	2	64	21.3	3	16	.188	2	11	.182	4	5	.800	1	7	8	2.7	3	0	7	5	0	2	12	4.0	1-2
<b>Totals</b>	<b>20</b>	<b>15</b>	<b>605</b>	<b>25.3</b>	<b>52</b>	<b>131</b>	<b>.397</b>	<b>18</b>	<b>65</b>	<b>.277</b>	<b>31</b>	<b>42</b>	<b>.738</b>	<b>10</b>	<b>42</b>	<b>52</b>	<b>2.6</b>	<b>32</b>	<b>1</b>	<b>76</b>	<b>52</b>	<b>1</b>	<b>14</b>	<b>153</b>	<b>7.7</b>	<b>7-13</b>

## AINGE IN THE CONFERENCE TOURNAMENT

YEAR	GP	GS	MIN	AVG	FG	FGA	PCT	3FG	FGA	PCT	FT	FTA	PCT	OFF	DEF	TOT	AVG	PF	FO	A	TO	BLK	STL	PTS	AVG	W-L
2005	1	1	28	28.0	2	6	.333	1	4	.250	0	0	.000	0	5	5	5.0	1	0	7	1	0	1	5	5.0	0-1

# JIMMY BALDERSON CAREER STATISTICS

## BALDERSON 2004-05 GAME-BY-GAME

OPPONENT	DATE	GS	MIN	FG	FGA	PCT	3FG	FGA	PCT	FT	FTA	PCT	OFF	DEF	TOT	AVG	PF	FO	A	TO	BLK	STL	PTS	AVG	
vs. North Carolina	11/22/04																								
vs. Stanford	11/23/04																								
vs. Charminade	11/24/04																								
California	11/27/04																								
at Utah State	12/01/04			11	2	4	.500	1	3	.333	1	2	.500	0	0	0	0.0	0	0	0	1	0	0	6	6.0
at USC	12/04/04			25	6	12	.500	5	8	.625	5	7	.714	0	1	1	0.5	3	0	4	2	0	0	22	14.0
Boise State	12/08/04	*		18	1	6	.167	1	4	.250	0	0	.000	0	2	2	1.0	0	0	1	0	0	0	3	10.3
vs. Washington State	12/11/04	*		15	0	4	.000	0	3	.000	0	0	.000	0	0	0	0.8	0	0	0	2	0	0	0	7.8
Utah State	12/18/04	*		10	1	5	.200	0	2	.000	0	0	.000	0	0	0	0.6	4	0	1	1	0	0	2	6.6
North Carolina State	12/21/04																								
at Weber State	12/23/04			0	0	0	.000	0	0	.000	0	0	.000	0	1	1	0.7	0	0	0	0	0	0	0	5.5
Southern Utah	12/28/04			14	4	5	.800	1	1	1.000	2	2	1.000	0	0	0	0.6	2	0	2	1	0	1	11	6.3
Santa Clara	12/31/04			6	0	3	.000	0	1	.000	0	0	.000	0	1	1	0.6	0	0	0	0	0	0	0	5.5
at Saint Mary's (Calif.)	01/04/05			6	0	2	.000	0	0	.000	0	0	.000	0	0	0	0.8	0	0	1	1	0	0	0	2.5
San Diego State	01/08/05			6	1	2	.500	0	1	.000	0	0	.000	0	1	1	0.6	0	0	0	2	0	0	2	5.1
Montana State-Billings	01/11/05			16	3	3	1.000	0	0	.000	3	6	.500	0	3	3	0.8	0	0	2	2	0	1	9	5.5
at Colorado State	01/15/05			4	0	4	.000	0	3	.000	0	0	.000	0	0	0	0.8	1	0	0	0	0	1	0	5.0
at Wyoming	01/17/05	*		23	2	4	.500	1	2	.500	4	6	.667	0	4	4	1.0	4	0	0	0	0	0	9	5.3
Air Force	01/22/05	*		29	2	5	.400	1	1	1.000	0	0	.000	0	2	2	1.1	1	0	2	1	0	0	5	5.3
New Mexico	01/24/05	*		11	0	4	.000	0	2	.000	0	0	.000	0	3	3	1.2	1	0	0	2	0	0	0	4.9
Utah	01/31/05	*		20	4	6	.667	3	4	.750	2	4	.500	1	1	2	1.3	3	0	0	1	0	1	13	5.4
at UNLV	02/05/05	*		37	7	15	.467	5	9	.556	4	6	.667	2	5	7	1.6	1	0	3					



# INDIVIDUAL CAREER STATISTICS

2005-06 BYU BASKETBALL

Colorado State	02/14/05	*	33	3	8	.375	2	5	.400	0	0	.000	0	4	4	2.0	1	0	0	1	0	0	8	7.2	
at New Mexico	02/19/05	*	13	0	2	.000	0	2	.000	1	2	.500	0	2	2	2.0	2	0	0	4	0	0	1	6.9	
at Air Force	02/21/05	*	26	1	8	.125	1	4	.250	0	0	.000	1	3	4	2.0	1	0	0	0	0	0	3	6.7	
at Utah	02/26/05	*	24	3	4	.750	2	3	.667	0	0	.000	0	4	4	2.1	5	1	1	1	1	0	2	6.7	
UNLV	03/05/05	*	27	3	8	.375	2	7	.286	0	0	.000	2	3	5	2.3	1	0	2	4	0	1	8	6.8	
vs. New Mexico	03/10/05	*	22	2	6	.333	1	3	.333	0	0	.000	0	3	3	2.3	1	0	0	1	2	0	5	6.7	
<b>Totals</b>			<b>16</b>	<b>458</b>	<b>54</b>	<b>.136</b>	<b>.397</b>	<b>34</b>	<b>81</b>	<b>.420</b>	<b>26</b>	<b>42</b>	<b>.619</b>	<b>10</b>	<b>47</b>	<b>57</b>	<b>2.3</b>	<b>42</b>	<b>3</b>	<b>19</b>	<b>37</b>	<b>2</b>	<b>10</b>	<b>168</b>	<b>6.7</b>

## BALDERSON 2001-02 GAME-BY-GAME

OPPONENT	DATE	GS	MIN	FG	FGA	PCT	3FG	FGA	PCT	FT	FTA	PCT	OFF	DEF	TOT	AVG	PF	FO	A	TO	BLK	STL	PTS	AVG
at University of San Diego	11/17/01	10	1	2	.500	0	0	.000	1	2	.500	1	4	5	5.0	2	0	0	2	0	1	3	3.0	
at UC Santa Barbara	11/28/01	1	0	0	.000	0	0	.000	0	0	.000	0	0	0	2.5	0	0	1	0	0	0	0	1.5	
at Utah State	12/01/01	9	0	2	.000	0	2	.000	1	2	.500	0	0	0	1.7	0	0	0	0	0	0	1	1.3	
Weber State	12/05/01	13	2	4	.500	0	1	.000	2	2	1.000	1	1	2	1.8	1	0	2	2	0	1	6	2.5	
Fort Lewis College	12/12/01	22	8	10	.800	1	3	.333	2	4	.500	1	6	7	2.8	1	0	0	2	0	3	19	5.8	
Idaho	12/15/01	7	1	2	.500	1	2	.500	0	0	.000	0	1	1	2.5	0	0	0	0	0	0	3	5.3	
Cal State Northridge	12/27/01	5	0	0	.000	0	0	.000	0	0	.000	0	0	0	2.1	1	0	0	0	0	0	0	4.6	
Southern Utah	12/29/01	13	4	6	.667	2	4	.500	1	2	.500	1	1	2	2.1	1	0	2	2	0	0	11	5.4	
San Francisco	01/02/02	2	0	1	.000	0	1	.000	2	2	1.000	0	0	0	1.9	0	0	0	0	0	0	2	5.0	
at Pepperdine	01/05/02	1	1	1	1.000	1	1	1.000	0	0	.000	0	0	0	1.7	1	0	0	0	0	0	3	4.8	
San Diego State	01/12/02	1	0	0	.000	0	0	.000	0	0	.000	0	0	0	1.5	0	0	0	0	0	0	0	4.4	
UNLV	01/15/02	1	0	0	.000	0	0	.000	0	0	.000	0	0	0	1.4	0	0	0	0	0	0	0	4.0	
at New Mexico	01/19/02	7	1	3	.333	0	1	.000	0	0	.000	0	1	1	1.4	1	0	0	0	0	0	2	3.8	
at Air Force	01/21/02	23	4	9	.444	2	6	.333	4	4	1.000	2	4	6	1.7	1	0	1	3	0	1	14	4.6	
at Utah	01/28/02	16	2	6	.333	1	2	.500	0	0	.000	1	1	2	1.7	5	1	0	0	0	1	5	4.6	
Wyoming	02/02/02	5	2	3	.667	1	2	.500	1	1	1.000	0	0	0	1.6	1	0	0	0	0	0	6	4.7	
Colorado State	02/04/02	4	0	1	.000	0	0	.000	0	0	.000	1	1	2	1.6	0	0	0	1	0	0	0	4.4	
at UNLV	02/09/02	6	0	2	.000	0	2	.000	4	4	1.000	0	2	2	1.7	1	0	1	0	0	0	4	4.4	
at San Diego State	02/11/02	7	2	2	1.000	0	0	.000	4	5	.800	0	0	0	1.6	0	0	1	0	0	0	8	4.6	
New Mexico	02/16/02	6	1	3	.333	0	1	.000	0	0	.000	0	1	1	1.6	1	0	0	1	0	0	2	4.5	
Air Force	02/18/02	15	2	4	.500	1	2	.500	0	2	.000	0	0	0	1.5	1	0	1	0	0	1	5	4.5	
Utah	02/23/02	9	1	3	.333	0	1	.000	0	1	.000	0	1	1	1.5	2	0	0	0	0	0	2	4.4	
at Wyoming	02/28/02	7	0	2	.000	0	2	.000	0	0	.000	0	1	1	1.4	0	0	1	0	1	0	0	4.2	
at Colorado State	03/02/02	9	1	2	.500	0	0	.000	0	1	.000	1	1	2	1.5	0	0	0	1	0	1	2	4.1	
vs. San Diego State	03/07/02	12	1	4	.250	0	1	.000	0	0	.000	2	1	3	1.5	1	0	1	1	0	0	2	4.0	
U.C. Irvine	03/14/02	10	3	3	1.000	1	1	1.000	0	1	.000	0	1	1	1.5	0	0	1	0	0	0	7	4.1	
at Memphis	03/20/02	8	0	1	.000	0	1	.000	1	2	.500	0	2	2	1.5	0	0	0	0	0	0	1	4.0	
<b>Totals</b>		<b>0</b>	<b>229</b>	<b>37</b>	<b>76</b>	<b>.467</b>	<b>11</b>	<b>36</b>	<b>.306</b>	<b>23</b>	<b>35</b>	<b>.657</b>	<b>11</b>	<b>30</b>	<b>41</b>	<b>1.5</b>	<b>21</b>	<b>1</b>	<b>12</b>	<b>15</b>	<b>1</b>	<b>9</b>	<b>108</b>	<b>4.0</b>

## BALDERSON VS. THE MOUNTAIN WEST CONFERENCE

TEAM	GP	GS	MIN	AVG	FG	FGA	PCT	3FG	FGA	PCT	FT	FTA	PCT	OFF	DEF	TOT	AVG	PF	FO	A	TO	BLK	STL	PTS	AVG	W-L
Air Force	4	2	93	23.3	9	26	.346	5	13	.615	4	6	.667	3	9	12	3.0	4	0	4	4	0	2	27	6.8	1-3
Colorado State	4	1	50	12.5	4	15	.267	2	8	.250	0	1	.000	2	6	8	2.0	2	0	0	3	0	2	10	2.5	2-2
New Mexico	5	3	59	11.8	4	18	.222	1	9	.111	1	2	.500	0	10	10	2.0	6	0	0	8	2	0	10	2.0	2-3
San Diego State	5	1	59	11.8	8	17	.471	4	9	.444	6	10	.600	2	3	5	1.0	6	1	3	7	0	0	26	5.2	1-4
TCU	--	--	--	--	--	--	--	--	--	--	--	--	--	--	--	--	--	--	--	--	--	--	--	--	--	--
UNLV	4	2	71	17.8	10	25	.400	7	18	.389	8	10	.800	4	10	14	3.5	3	0	6	7	0	1	35	8.8	2-2
Utah	4	2	69	17.3	10	19	.526	6	10	.600	2	5	.400	2	7	9	2.3	15	2	1	2	0	4	28	7.0	1-3
Wyoming	4	2	63	15.8	8	16	.500	5	11	.455	5	7	.714	4	8	12	3.0	10	1	1	4	1	3	26	6.5	1-3
<b>Totals</b>	<b>30</b>	<b>13</b>	<b>464</b>	<b>15.5</b>	<b>53</b>	<b>136</b>	<b>.390</b>	<b>30</b>	<b>78</b>	<b>.385</b>	<b>26</b>	<b>41</b>	<b>.634</b>	<b>17</b>	<b>53</b>	<b>70</b>	<b>2.3</b>	<b>46</b>	<b>4</b>	<b>15</b>	<b>35</b>	<b>3</b>	<b>12</b>	<b>162</b>	<b>5.4</b>	<b>10-20</b>

## BALDERSON IN THE CONFERENCE TOURNAMENT

YEAR	GP	GS	MIN	AVG	FG	FGA	PCT	3FG	FGA	PCT	FT	FTA	PCT	OFF	DEF	TOT	AVG	PF	FO	A	TO	BLK	STL	PTS	AVG	W-L
2002	1	0	12	12.0	1	4	.250	0	1	.000	0	0	.000	2	1	3	3.0	1	0	1	1	0	0	2	2.0	0-1
2005	1	1	22	22.0	2	6	.333	1	3	.333	0	0	.000	0	3	3	3.0	1	0	0	1	2	0	5	5.0	0-1
<b>Totals</b>	<b>2</b>	<b>1</b>	<b>34</b>	<b>17.0</b>	<b>3</b>	<b>10</b>	<b>.300</b>	<b>1</b>	<b>4</b>	<b>.250</b>	<b>0</b>	<b>0</b>	<b>.000</b>	<b>0</b>	<b>4</b>	<b>6</b>	<b>3.0</b>	<b>2</b>	<b>0</b>	<b>0</b>	<b>2</b>	<b>2</b>	<b>0</b>	<b>7</b>	<b>3.5</b>	<b>0-2</b>

## BALDERSON IN THE NIT TOURNAMENT

YEAR	GP	GS	MIN	AVG	FG	FGA	PCT	3FG	FGA	PCT	FT	FTA	PCT	OFF	DEF	TOT	AVG	PF	FO	A	TO	BLK	STL	PTS	AVG	W-L
2002	2	0	18	9.0	3	4	.750	1	2	.500	1	3	.333	0	3	3	1.5	0	0	1	0	0	0	8	4.0	1-1

# SAM BURGESS CAREER STATISTICS

## BURGESS 2004-05 GAME-BY-GAME

OPPONENT	DATE	GS	MIN	FG	FGA	PCT	3FG	FGA	PCT	FT	FTA	PCT	OFF	DEF	TOT	AVG	PF	FO	A	TO	BLK	STL	PTS	AVG
vs. North Carolina	11/22/04	15	2	7	.286	0	2	.000	0	0	.000	0	1	1	1.0	4	0	0	2	0	0	0	4	4.0
vs. Stanford	11/23/04	8	0	3	.000	0	3	.000	0	0	.000	0	1	1	1.0	1	0	1	0	0	0	0	0	2.0
vs. Chaminade	11/24/04	26	3	11	.273	2	6	.333	0	0	.000	1	2	3	1.7	3	0	0	2	3	2	8	4.0	
California	11/27/04	12	1	5	.200	1	4	.250	3	3	1.000	1	0	1	1.5	3	0	0	1	0	1	6	4.5	
at Utah State	12/01/04	9	1	2	.500	0	0	.000	0	0	.000	0	1	1	1.4	0	0	0	1	0	0	2	4.0	
at USC	12/04/04																							
Boise State	12/08/04																							
vs Washington State	12/11/04	4	0	0	.000	0	0	.000	0	0	.000	0	0	0	1.2	1	0	0	1	0	0	0	3.3	
Utah State	12/18/04	9	2	5	.400	1	1	1.000	0	0	.000	0	0	0	1.0	2	0	0	0	0	1	5	3.6	
North Carolina State	12/21/04	0	0	1	.000	0	1	.000	0	0	.000	0	1	1	1.0	0	0	0	0	0	0	0	3.1	





# INDIVIDUAL CAREER STATISTICS

2005-06 BYU BASKETBALL

at Utah	02/24/01	15	1	1	1.000	0	0	.000	1	2	.500	0	1	1	2.1	1	0	0	0	0	0	3	1.3	
at New Mexico	03/01/01	7	0	1	.000	0	0	.000	0	0	.000	2	0	2	2.0	2	0	0	1	0	0	0	1.2	
vs. Wyoming	03/09/01	15	0	1	.000	0	0	.000	0	0	.000	0	3	3	2.1	3	0	0	1	0	0	0	1.2	
vs. Cincinnati	03/15/01	2	0	0	.000	0	0	.000	0	0	.000	0	0	0	2.0	2	0	0	0	0	0	0	1.1	
<b>Totals</b>		<b>1</b>	<b>155</b>	<b>8</b>	<b>.22</b>	<b>.364</b>	<b>0</b>	<b>0</b>	<b>.000</b>	<b>10</b>	<b>15</b>	<b>.667</b>	<b>19</b>	<b>27</b>	<b>46</b>	<b>2.0</b>	<b>25</b>	<b>0</b>	<b>2</b>	<b>9</b>	<b>8</b>	<b>1</b>	<b>26</b>	<b>1.7</b>

## DAWES VS. THE MOUNTAIN WEST CONFERENCE

TEAM	GP	GS	MIN	AVG	FG	FGA	PCT	3FG	FGA	PCT	FT	FTA	PCT	OFF	DEF	TOT	AVG	PF	FO	A	TO	BLK	STL	PTS	AVG	W-L
Air Force	3	0	24	8.0	1	4	.250	0	0	.000	1	1	.000	2	3	5	1.7	0	0	0	2	1	0	3	1.0	1-2
Colorado State	3	1	49	16.3	2	7	.286	0	0	.000	1	6	.167	6	2	8	2.7	8	0	0	5	0	0	5	1.7	2-1
New Mexico	4	2	70	17.5	10	19	.526	0	0	.000	10	12	.833	13	11	24	6.0	12	0	3	5	5	3	30	7.5	2-2
San Diego State	3	1	34	11.3	1	4	.250	0	0	.000	0	0	.000	4	5	9	3.0	7	1	1	3	2	2	2	0.7	1-2
TCU	--	--	--	--	--	--	--	--	--	--	--	--	--	--	--	--	--	--	--	--	--	--	--	--	--	--
UNLV	4	2	38	9.5	4	12	.250	0	0	.000	3	3	1.000	4	7	11	2.8	6	0	1	4	2	0	11	2.8	2-2
Utah	3	2	41	13.7	3	5	.600	0	0	.000	2	4	.500	1	3	4	1.3	10	1	0	2	0	1	8	2.7	0-3
Wyoming	4	1	64	21.3	5	17	.294	0	0	.000	6	9	.667	6	6	12	3.0	5	0	1	3	2	0	16	5.3	1-3
<b>Totals</b>	<b>24</b>	<b>9</b>	<b>320</b>	<b>13.3</b>	<b>26</b>	<b>68</b>	<b>.382</b>	<b>0</b>	<b>0</b>	<b>.000</b>	<b>23</b>	<b>35</b>	<b>.657</b>	<b>36</b>	<b>37</b>	<b>73</b>	<b>3.0</b>	<b>48</b>	<b>2</b>	<b>6</b>	<b>24</b>	<b>12</b>	<b>6</b>	<b>75</b>	<b>3.1</b>	<b>9-15</b>

## DAWES IN THE CONFERENCE TOURNAMENT

YEAR	GP	GS	MIN	AVG	FG	FGA	PCT	3FG	FGA	PCT	FT	FTA	PCT	OFF	DEF	TOT	AVG	PF	FO	A	TO	BLK	STL	PTS	AVG	W-L
2001	1	0	15	15.0	0	1	.000	0	0	.000	0	0	.000	0	3	3	3.0	3	0	0	1	0	0	0	0.0	1-0
2005	1	0	12	12.0	1	4	.250	0	0	.000	8	10	.800	5	1	6	6.0	3	0	0	1	1	1	10	10.0	0-1
<b>Totals</b>	<b>2</b>	<b>1</b>	<b>27</b>	<b>13.5</b>	<b>1</b>	<b>5</b>	<b>.200</b>	<b>0</b>	<b>0</b>	<b>.000</b>	<b>8</b>	<b>10</b>	<b>.800</b>	<b>5</b>	<b>4</b>	<b>9</b>	<b>4.5</b>	<b>6</b>	<b>0</b>	<b>0</b>	<b>2</b>	<b>1</b>	<b>1</b>	<b>10</b>	<b>5.0</b>	<b>1-1</b>

## DAWES IN THE NCAA TOURNAMENT

YEAR	GP	GS	MIN	AVG	FG	FGA	PCT	3FG	FGA	PCT	FT	FTA	PCT	OFF	DEF	TOT	AVG	PF	FO	A	TO	BLK	STL	PTS	AVG	W-L
2001	1	0	2	2.0	0	0	.000	0	0	.000	0	0	.000	0	0	0	0.0	2	0	0	0	0	0	0	0.0	0-1

# MIKE ROSE CAREER STATISTICS

## ROSE 2004-05 GAME-BY-GAME

OPPONENT	DATE	GS	MIN	FG	FGA	PCT	3FG	FGA	PCT	FT	FTA	PCT	OFF	DEF	TOT	AVG	PF	FO	A	TO	BLK	STL	PTS	AVG
vs. North Carolina	11/22/04	*	15	2	7	.286	1	5	.200	0	0	.000	0	1	1	1.0	0	0	0	1	0	0	5	5.0
vs. Stanford	11/23/04	*	25	2	5	.400	2	5	.400	2	4	.500	0	2	2	1.5	0	0	0	3	0	0	8	6.5
vs. Charminade	11/24/04	*	14	2	5	.400	1	3	.333	0	0	.000	0	0	0	1.0	0	0	3	1	0	0	5	6.0
California	11/27/04		17	0	4	.000	0	4	.000	1	2	.500	0	3	3	1.5	3	0	1	0	0	1	1	4.8
at Utah State	12/01/04		4	1	3	.333	1	2	.500	0	0	.000	0	0	0	1.2	2	0	0	0	0	0	3	4.4
at USC	12/04/04		16	4	7	.571	4	6	.667	1	2	.500	0	3	3	1.5	4	0	0	1	0	0	13	5.8
Boise State	12/08/04		23	6	9	.667	6	9	.667	1	2	.500	0	3	3	1.7	1	0	1	3	0	0	19	7.7
vs. Washington State	12/11/04		25	6	13	.462	3	9	.333	0	0	.000	0	2	2	1.8	3	0	1	2	0	3	15	8.6
Utah State	12/18/04		31	5	15	.333	3	8	.375	1	2	.500	1	0	1	1.7	0	0	0	1	0	2	14	9.2
North Carolina State	12/21/04		20	3	7	.429	3	5	.600	0	0	.000	0	1	1	1.6	3	0	1	1	0	0	9	9.2
at Weber State	12/23/04		9	0	0	.000	0	0	.000	0	0	.000	0	0	0	1.5	0	0	0	0	0	0	0	8.4
Southern Utah	12/28/04	*	25	5	9	.556	4	7	.571	0	0	.000	0	1	1	1.4	0	0	1	1	0	0	14	8.8
Santa Clara	12/31/04		33	7	10	.700	4	7	.571	8	11	.727	0	3	3	1.5	0	0	5	0	0	0	26	10.2
at Saint Mary's (Calif.)	01/04/05		16	2	5	.400	2	3	.667	0	0	.000	0	3	3	1.6	1	0	2	3	0	0	6	9.9
San Diego State	01/08/05	*	36	3	10	.300	1	7	.143	0	0	.000	0	6	6	1.9	3	0	2	1	0	0	7	9.7
Montana State-Billings	01/11/05	*	22	5	10	.500	4	7	.571	0	0	.000	0	2	2	1.9	1	0	3	0	1	1	14	9.9
at Colorado State	01/15/05	*	36	2	9	.222	2	9	.222	0	0	.000	1	0	1	1.9	1	0	2	3	0	0	6	9.7
at Wyoming	01/17/05		17	4	8	.500	1	5	.200	4	4	1.000	1	2	3	1.9	2	0	0	2	0	0	13	9.9
Air Force	01/22/05		20	1	4	.250	1	4	.250	1	2	.500	0	0	0	1.8	2	0	1	2	0	1	4	9.6
New Mexico	01/24/05		29	7	12	.583	5	9	.556	2	2	1.000	1	2	3	1.9	1	0	1	1	0	1	21	10.2
Utah	01/31/05		23	1	2	.500	1	1	1.000	0	0	.000	0	1	1	1.9	3	0	0	2	0	0	3	9.8
at UNLV	02/05/05		13	0	2	.000	0	2	.000	0	0	.000	1	0	1	1.8	0	0	0	0	0	0	0	9.4
at San Diego State	02/07/05		13	1	6	.167	0	4	.000	0	0	.000	0	1	1	1.8	0	0	1	0	0	0	2	9.0
Wyoming	02/12/05		17	2	5	.400	2	5	.400	0	0	.000	0	1	1	1.8	0	0	1	1	0	0	6	8.9
Colorado State	02/14/05		13	1	3	.333	1	3	.333	0	1	.000	0	2	2	1.8	2	0	0	0	0	0	2	8.7
at New Mexico	02/19/05		20	1	2	.500	1	2	.500	0	0	.000	0	2	2	1.8	1	0	4	0	0	0	3	8.5
at Air Force	02/21/05		14	0	2	.000	0	2	.000	0	0	.000	0	1	1	1.7	0	0	0	1	0	0	0	8.1
at Utah	02/26/05		4	0	0	.000	0	0	.000	0	0	.000	0	1	1	1.7	0	0	0	0	0	0	0	7.9
UNLV	03/05/05		20	2	4	.500	2	4	.500	0	0	.000	1	0	1	1.7	3	0	1	1	0	2	6	7.8
vs. New Mexico	03/10/05		10	2	3	.667	1	1	1.000	0	0	.000	2	1	3	1.7	2	0	0	3	0	0	5	7.7
<b>Totals</b>	<b>7</b>	<b>580</b>	<b>77</b>	<b>181</b>	<b>.425</b>	<b>56</b>	<b>138</b>	<b>.406</b>	<b>21</b>	<b>32</b>	<b>.656</b>	<b>8</b>	<b>44</b>	<b>52</b>	<b>1.7</b>	<b>39</b>	<b>0</b>	<b>31</b>	<b>34</b>	<b>1</b>	<b>13</b>	<b>231</b>	<b>7.7</b>	

## ROSE 2003-04 GAME-BY-GAME

OPPONENT	DATE	GS	MIN	FG	FGA	PCT	3FG	FGA	PCT	FT	FTA	PCT	OFF	DEF	TOT	AVG	PF	FO	A	TO	BLK	STL	PTS	AVG
Southern Utah	11/21/03		22	9	16	.563	8	13	.615	0	0	.000	1	1	2	2.0	0	0	6	1	0	1	26	26.0
at California	11/26/03		4	0	0	.000	0	0	.000	0	0													



# INDIVIDUAL CAREER STATISTICS

2005-06 BYU BASKETBALL



UNLV	02/07/04	6	0	1	.000	0	1	.000	0	0	.000	1	0	1	0.8	0	0	0	2	0	1	0	4.8	
San Diego State	02/09/04	4	0	2	.000	0	2	.000	0	0	.000	0	0	0	0.8	0	0	0	0	0	0	0	4.6	
at Wyoming	02/14/04	2	0	0	.000	0	0	.000	0	0	.000	0	0	0	0.7	0	0	0	0	0	0	0	4.3	
at Colorado State	02/16/04	5	1	2	.500	0	1	.000	0	2	.000	0	0	0	0.7	0	0	1	0	0	0	2	4.2	
New Mexico	02/21/04	12	3	5	.600	3	4	.750	0	0	.000	0	2	2	0.8	1	0	0	1	0	0	9	4.4	
Air Force	02/23/04	13	2	4	.500	1	3	.333	1	2	.500	0	2	2	0.8	0	0	0	0	0	0	6	4.5	
Utah	03/01/04	2	0	1	.000	0	0	.000	0	0	.000	0	0	0	0.8	0	0	0	0	0	0	0	4.3	
at UNLV	03/06/04	1	0	0	.000	0	0	.000	0	0	.000	0	0	0	0.8	1	0	0	1	0	0	0	4.1	
vs. Wyoming	03/11/04	DNP - coach's decision																						
vs. Utah	03/12/04	5	1	1	1.000	1	1	1.000	0	0	.000	0	1	1	0.8	0	0	0	0	0	0	3	4.1	
vs. Syracuse	03/18/04	3	0	3	.000	0	2	.000	0	0	.000	0	0	0	0.7	1	0	0	0	0	1	0	3.9	
<b>Totals</b>		<b>0</b>	<b>206</b>	<b>34</b>	<b>81</b>	<b>.420</b>	<b>28</b>	<b>61</b>	<b>.459</b>	<b>6</b>	<b>12</b>	<b>.500</b>	<b>4</b>	<b>15</b>	<b>19</b>	<b>0.7</b>	<b>12</b>	<b>0</b>	<b>9</b>	<b>13</b>	<b>1</b>	<b>4</b>	<b>102</b>	<b>3.9</b>

## ROSE VS. THE MOUNTAIN WEST CONFERENCE

TEAM	GP	GS	MIN	AVG	FG	FGA	PCT	3FG	FGA	PCT	FT	FTA	PCT	OFF	DEF	TOT	AVG	PF	FO	A	TO	BLK	STL	PTS	AVG	W-L
Air Force	4	0	66	16.5	5	17	.294	4	16	.250	5	7	.714	0	3	3	0.8	4	0	1	4	0	1	19	4.8	1-3
Colorado State	4	1	77	19.3	7	23	.304	6	19	.316	1	5	.200	1	3	4	1.0	5	0	4	4	0	2	21	5.3	3-1
New Mexico	5	0	74	14.8	13	22	.591	10	16	.625	2	2	1.000	3	7	10	2.0	6	0	6	5	0	1	38	7.6	2-3
San Diego State	3	1	53	17.7	4	18	.222	1	13	.077	0	0	.000	0	7	7	2.3	3	0	2	1	0	0	9	3.0	1-2
TCU	--	--	--	--	--	--	--	--	--	--	--	--	--	--	--	--	--	--	--	--	--	--	--	--	--	--
UNLV	4	0	40	10.0	2	7	.286	2	7	.286	0	0	.000	3	0	3	0.8	4	0	1	4	0	3	6	1.5	3-1
Utah	4	0	34	8.5	2	4	.500	2	2	1.000	0	0	.000	0	3	3	0.8	3	0	0	2	0	0	6	1.5	1-3
Wyoming	4	0	40	10.0	6	13	.462	3	10	.300	4	4	1.000	1	3	4	1.0	4	0	1	3	0	0	19	4.8	2-2
<b>Totals</b>	<b>28</b>	<b>2</b>	<b>384</b>	<b>13.7</b>	<b>39</b>	<b>104</b>	<b>.375</b>	<b>28</b>	<b>83</b>	<b>.337</b>	<b>12</b>	<b>18</b>	<b>.667</b>	<b>8</b>	<b>26</b>	<b>34</b>	<b>1.2</b>	<b>29</b>	<b>0</b>	<b>15</b>	<b>23</b>	<b>0</b>	<b>7</b>	<b>118</b>	<b>4.2</b>	<b>13-15</b>

## ROSE IN THE CONFERENCE TOURNAMENT

YEAR	GP	GS	MIN	AVG	FG	FGA	PCT	3FG	FGA	PCT	FT	FTA	PCT	OFF	DEF	TOT	AVG	PF	FO	A	TO	BLK	STL	PTS	AVG	W-L
2004	1	0	5	5.0	1	1	1.000	1	1	1.000	0	0	.000	0	1	1	1.0	0	0	0	0	0	0	3	3.0	0-1
2005	1	0	10	10.0	2	3	.667	1	1	1.000	0	0	.000	2	1	3	3.0	2	0	0	3	0	0	5	5.0	0-1
<b>Totals</b>	<b>2</b>	<b>0</b>	<b>15</b>	<b>7.5</b>	<b>3</b>	<b>4</b>	<b>.750</b>	<b>2</b>	<b>2</b>	<b>1.000</b>	<b>0</b>	<b>0</b>	<b>.000</b>	<b>2</b>	<b>2</b>	<b>4</b>	<b>2.0</b>	<b>2</b>	<b>0</b>	<b>0</b>	<b>3</b>	<b>0</b>	<b>0</b>	<b>8</b>	<b>4.0</b>	<b>0-2</b>

## ROSE IN THE NCAA TOURNAMENT

YEAR	GP	GS	MIN	AVG	FG	FGA	PCT	3FG	FGA	PCT	FT	FTA	PCT	OFF	DEF	TOT	AVG	PF	FO	A	TO	BLK	STL	PTS	AVG	W-L	
2004	1	0	3	3.0	0	3	.000	0	2	.000	0	0	.000	0	0	0	0.0	1	0	0	0	0	0	1	0	0.0	0-1

# KEENA YOUNG CAREER STATISTICS

## YOUNG 2004-05 GAME-BY-GAME

OPPONENT	DATE	GS	MIN	FG	FGA	PCT	3FG	FGA	PCT	FT	FTA	PCT	OFF	DEF	TOT	AVG	PF	FO	A	TO	BLK	STL	PTS	AVG	
vs. North Carolina	11/22/04		23	3	8	.375	0	2	.000	3	5	.600	5	5	10	10.0	1	0	0	0	1	0	9	9.0	
vs. Stanford	11/23/04		12	2	4	.500	0	0	.000	2	3	.667	1	3	4	7.0	0	0	0	1	0	0	6	7.5	
vs. Chaminade	11/24/04	*	33	7	12	.583	0	0	.000	0	0	.000	3	3	6	6.7	2	0	0	0	0	2	14	9.7	
California	11/27/04	*	21	2	7	.286	0	0	.000	2	2	1.000	5	1	6	6.5	3	0	2	0	1	0	6	8.8	
at Utah State	12/01/04	*	32	2	7	.286	0	1	.000	0	0	.000	4	5	9	7.0	4	0	2	2	2	2	4	7.8	
at USC	12/04/04	*	19	0	0	.000	0	0	.000	0	0	.000	0	4	4	6.5	0	0	2	0	0	0	0	6.5	
Boise State	12/08/04		20	4	6	.667	0	0	.000	3	4	.750	3	5	8	6.7	2	0	0	2	1	1	11	7.1	
vs Washington State	12/11/04		15	1	3	.333	0	0	.000	0	0	.000	0	3	3	6.3	0	0	0	0	1	0	2	6.5	
Utah State	12/18/04		17	4	9	.444	0	0	.000	0	1	.000	5	2	7	6.3	4	0	0	1	1	0	8	6.7	
North Carolina State	12/21/04	*	28	1	5	.200	0	0	.000	0	0	.000	3	7	10	6.7	0	0	3	0	0	1	2	6.2	
at Weber State	12/23/04	*	35	5	7	.714	0	0	.000	4	4	1.000	3	3	6	6.6	3	0	4	0	2	0	14	6.9	
Southern Utah	12/28/04	*	21	3	7	.429	0	0	.000	0	0	.000	2	2	4	6.4	2	0	1	0	1	0	6	6.8	
Santa Clara	12/31/04	*	14	0	0	.000	0	0	.000	2	2	1.000	0	3	3	6.2	1	0	0	1	0	0	2	6.5	
at Saint Mary's (Calif.)	01/04/05	*	24	3	5	.600	0	0	.000	0	0	.000	2	2	4	6.0	2	0	1	1	1	1	6	6.4	
San Diego State	01/08/05		4	0	0	.000	0	0	.000	0	0	.000	0	1	1	5.7	0	0	0	0	0	0	0	6.0	
Montana State-Billings	01/11/05		20	3	6	.500	0	0	.000	4	8	.500	2	4	6	5.7	1	0	0	1	2	2	10	6.3	
at Colorado State	01/15/05		5	1	2	.500	0	0	.000	0	1	.000	1	2	3	5.5	1	0	0	0	0	0	2	6.0	
at Wyoming	01/17/05		16	5	7	.714	0	0	.000	0	0	.000	1	4	5	5.5	0	0	1	2	2	0	10	6.2	
Air Force	01/22/05		32	7	9	.778	0	0	.000	0	2	.000	4	7	11	5.8	1	0	0	2	0	0	14	6.6	
New Mexico	01/24/05	*	36	6	8	.750	0	0	.000	2	3	.667	2	5	7	5.9	3	0	0	1	1	1	14	7.0	
Utah	01/31/05	*	23	3	6	.500	0	0	.000	4	7	.571	1	3	4	5.8	3	0	2	2	0	2	10	7.1	
at UNLV	02/05/05	*	39	4	12	.333	0	0	.000	2	2	1.000	2	4	6	5.8	2	0	0	4	0	2	10	7.3	
at San Diego State	02/07/05	*	27	4	7	.571	0	0	.000	0	0	.000	0	1	1	5.6	1	0	0	2	0	0	8	7.3	
Wyoming	02/12/05	*	26	2	7	.286	0	0	.000	3	6	.500	3	5	8	5.7	2	0	1	0	1	1	7	7.3	
Colorado State	02/14/05	*	13	2	5	.400	0	0	.000	0	1	.000	4	0	4	5.6	3	0	0	0	0	0	4	7.2	
at New Mexico	02/19/05	DNP - injury																							
at Air Force	02/21/05	DNP - injury																							
at Utah	02/26/05	DNP - injury																							
UNLV	03/05/05	DNP - injury																							
vs. New Mexico	03/10/05	DNP - injury																							
<b>Totals</b>			<b>15</b>	<b>555</b>	<b>74</b>	<b>149</b>	<b>.497</b>	<b>0</b>	<b>3</b>	<b>.000</b>	<b>31</b>	<b>51</b>	<b>.608</b>	<b>56</b>	<b>84</b>	<b>140</b>	<b>5.6</b>	<b>41</b>	<b>0</b>	<b>17</b>	<b>23</b>	<b>17</b>	<b>15</b>	<b>179</b>	<b>7.2</b>

## YOUNG VS. THE MOUNTAIN WEST CONFERENCE

TEAM	GP
------	----



# COUGAR BASKETBALL COMMITMENT

2005-06 BYU BASKETBALL



## MISSION STATEMENT


*BYU Basketball is a program founded on commitments between players and coaches. It is a philosophy which will provide a quality basketball experience for players, students and fans.*

## BYU BASKETBALL IS COMMITTED TO:

- Supporting the academic and athletic needs and goals of the student-athlete.
- Demonstrating those values that will develop the personal character and integrity of the student-athlete.
- Providing an environment that contributes to sincere personal relationships between player(s) and coach(es).
- Pursuing diversity and excellence in recruiting the top student-athletes in the world who share the values of Brigham Young University.
- Encouraging a partnership that includes former players, the student body, alumni, fans, media, faculty, staff and administration.
- Providing a quality and up-tempo style of play which will be fun and exciting for the students and fans.
- Maintaining the great tradition of academic and athletic excellence.

## WHAT ARE WE DOING?

1. Staff: Experienced, passionate, energetic, committed, great chemistry, players' coaches.
2. Partnership: Former players, current players and families, students, fans, alumni, administration, faculty, media and High School/Junior College coaches.
3. Environment: Player-coach relationship, a program of commitments.
4. Skill Development: Commitment to player development.
5. Recruiting: Diversity and excellence, top players in the world.
6. Style of Play: Exciting, entertaining, successful.
7. Public Relations: Coach Rose's commitment to the media, the community and the church.
8. Upgraded Schedule: Tournaments like the 2002 Paradise Jam, 2003 Cable Car Classic and 2004 Maui Invitational; recent schedules have included teams from the ACC, Big 12, Big East, SEC and Pac-10; tough Mountain West Conference; national exposure on ESPN/ABC networks.
9. Current Challenge: We expect to compete for and win conference championships and earn NCAA Tournament berths.





**BYU COACHING STAFF**



# DAVE ROSE

## BYU'S HEAD BASKETBALL COACH ENTERS HIS FIRST SEASON

A tireless worker, gifted motivator and strong strategist, Dave Rose was named to succeed Steve Cleveland as BYU Men's Basketball Head Coach on April 11, 2005. Rose takes over the BYU program with 22 years of coaching experience, including 10 seasons as a head coach at the junior college and high school levels.

Rose, who was Cleveland's lead assistant the past eight seasons, was promoted to BYU's head job two days after Cleveland announced his resignation to take the head-coaching position at Fresno State. Rose served as associate head coach the past five seasons at BYU.

Since coming to Provo in 1997 along with Cleveland, Rose has played a vital role in rebuilding BYU's program from an inherited 1-25 team into a regular NCAA Tournament participant and 20-game winner. BYU has qualified for postseason play five of the past six seasons, including three NCAA bids, while claiming two MWC titles. As associate head coach, Rose fulfilled a variety of responsibilities under coach Cleveland and his efforts earned notice, such as being named the top assistant in the Mountain West Conference by Street & Smith in the 2004-05 College Basketball Preview.

Rose was the team's defensive coordinator and worked with the post players. He possesses a complete knowledge of the game and worked hard in developing the team's defensive game plans. An outstanding teacher, he coached defensive skill development and implemented the defensive game plan. With Rose overseeing the defense, BYU has

been the top defensive team in the Mountain West Conference two of the past four seasons.

A strong evaluator of talent with a vast network of coaching connections across the country, Rose has managed BYU's recruiting efforts the past eight seasons. Rose's success as a recruiter is evidenced by his being named one of the top 25 college basketball recruiters in 2004 by Rivals.com. Each year the Cougars have brought in talented newcomers to contribute to and take advantage of the BYU program. The 2004 class was rated No. 17 nationally and No. 3 in the West by Rivals.com. The 2000 recruiting class also ranked in the top-20 nationally.

Proving that Rose has excelled in recruiting and developing players, eight recruits have earned conference newcomer honors or a major conference award in their first season as a Cougar in the eight years Rose has been in Provo. Including Rafael Araujo being named the league's top newcomer by the MWC media members in 2003 (the MWC discontinued the newcomer award that year), five BYU players have been singled out as either the conference newcomer or freshman of the year. Most recently, Mike Hall was named the 2004 MWC Defensive Player of the Year. Below is the list of player honors earned the last eight seasons by Cougar recruits in their first seasons in Provo.

- *Mike Hall (2003-04 MWC Defensive Player of the Year, third-team All-MWC)*
- *Rafael Araujo (2002-03 Newcomer of the Year by MWC media poll, third-team All-MWC)*
- *Jared Jensen (2001-02 MWC Co-Freshman of the Year)*
- *Trent Whiting (2000-01 MWC Newcomer Team, second-team All-MWC)*
- *Terrell Lyday (1999-2000 MWC Newcomer of the Year, All-Tournament Team)*
- *Mark Bigelow (1998-99 WAC Freshman/Year, Newcomer Team, second-team All-WAC)*
- *Mekeli Wesley (1997-98 WAC Newcomer Team)*
- *Ron Selleaze (1997-98 WAC Newcomer of the Year, Newcomer Team, second-team All-WAC)*

Rose has also worked closely with scheduling. BYU has played many of the nation's top teams over the past several years, thanks in part to relationships Rose has developed with programs across the country. His efforts have helped the Cougars receive invitations to tournaments like the 2004 EA SPORTS Maui Invitational, where BYU faced eventual NCAA Champion North Carolina.

Prior to coming to BYU, Rose was head coach at Dixie College in St. George, Utah, compiling a 167-57 (.746) record in seven seasons. Rose guided six of his seven teams to national top-20 rankings, including a No. 2 ranking, while earning three conference titles. His peers honored him as the 1993 Scenic West Athletic Conference Coach of the Year. While at Dixie, Rose coached three NJCAA All-Americans and longtime NBA player Keon Clark. At BYU, he recruited and coached two future NBA Draft picks in Rafael Araujo and Travis Hansen.

Before being promoted to the head coaching position at Dixie, Rose served as a Rebel assistant coach under Ken Wagner for three seasons. Rose coached multiple sports at Millard and Pine View high schools in Utah before joining the staff at Dixie. He was the head basketball coach at Millard for three years from 1983-86.

Rose becomes the 17th person to guide the Cougar basketball program since its first season in 1903. He follows the coaching pedigree of Basketball Hall of Fame coach Stan Watts, who is BYU's all-time leader in coaching victories with a 371-254 record from 1949-1972. Like Rose, Watts also coached at Millard High School and Dixie State College before coming to BYU.

### PLAYING CAREER

Rose was a two-sport athlete at Dixie College before transferring to Houston, where he was a shooting guard and co-captain of the famous "Phi Slatka Jamma" team featuring Hakeem Olajuwon and Clyde Drexler. In 1983 his Houston team was ranked No. 1 nationally and finished second in the NCAA tournament. At Houston, Rose played in 1980-81, redshirted in 1981-82 and played his final year in 1982-83.

At Dixie, Rose was first team all-league in both basketball and baseball. Rose was also the Region 18 batting champion, hitting .421 as a center fielder. While playing basketball for Houston's Northbrook High School, he led the District 16AAAA in scoring, was selected first team all-district and All-Greater Houston and was named team MVP.

### PERSONAL

A native of Houston, Texas, Rose is married to the former Cheryl Lang and they have three children and one granddaughter. Daughter Chanell played forward on the BYU women's basketball team from 2000-2003 and is married to Brock Reichner, who is a guard on the BYU team. Rose's wife Cheryl is actively involved in helping





who have children with cancer as vice chairperson of the Children with Cancer Christmas Foundation. Rose follows Cleveland as the second returned missionary to serve as BYU men's basketball head coach. Rose served a full-time mission for The Church of Jesus Christ of Latter-day Saints in Manchester, England, from 1977-79 between his two years as a player at Dixie College. His son Garrett returned in August 2005 from his two-year mission in Little Rock, Ark.

### COMMUNITY SERVICE

Dave Rose was one of the first coaches in Utah to become involved with Coaches vs. Cancer while at Dixie State College. He helps the Children with Cancer Christmas Foundation and has been a volunteer coach for youth groups. He served on the Academic Excellence Committee at Dixie. Dave and his wife Cheryl were Chamber of Commerce Citizens of the Year in St. George.

### THE ROSE FILE

Born: December 1957  
 Hometown: Houston  
 High School: Northbrook, Houston  
 Education: Houston, BA 1983  
 Head Coach: BYU, 2005-present  
 Dixie College, 1990-97  
 Millard HS, 1983-86  
 Asst. Coach: Dixie College, 1987-90  
 Pine View HS, 1986-87  
 Playing Exp.: Houston, 1980-83  
 Dixie College, 1976-77, 79-80

### COLLEGE HEAD COACHING RECORD/HONORS

Dixie College (1990-97):

- 167-77 (.746) record
- Six of seven teams nationally ranked
- Three conference titles
- 1993 SWAC Coach of the Year

*"Dave Rose is one of the best coaches I have ever known. Not only is he the best at preparing you to succeed against your opponent by preparing game plans, but he is the greatest motivator I have ever been around. He has a special way to communicate with the players and instill confidence that enables you to play at the highest level every game. When my career at BYU came to an end, he continued to help me choose an agent, go to NBA camps and workouts and begin my professional career. He never stopped supporting me and believing in me with everything I did. I will always be grateful for what he has done for me and continues to do for me now."*

— Travis Hansen, Former Atlanta Hawk and BYU Cougar, currently playing professionally in Spain



*"I have never been around a coach who had a feel for what makes each player tick like Coach Rose. He knew what to say and when to say it, and when he talked everyone listened because of*

*the respect he had earned from past experiences the team had been through with him. He is a coach that you not only want to play for but a coach that you would sacrifice almost anything for. He has been one of the most influential people in my basketball career and I will forever benefit from his lessons on basketball and life. His attitudes about basketball and about life attracted me to him from the beginning. I've never seen any other coach like him."*

— Mark Bigelow, Former BYU Cougar, currently playing professionally in Spain

*"Coach Rose is one of the main reasons why I came to BYU. He saw me play in junior college and because of his great vision and recruiting skills, I came to BYU. He has taught me a lot. I enjoy working with Dave. He's a great coach and friend."*

— Rafael Araujo, Former BYU Cougar, currently playing in the NBA for the Toronto Raptors





# DAVE RICE



## ASSISTANT COACH

### FIRST SEASON

UNLV, 1991

### THE RICE FILE

Born: August 1968

Hometown: Las Vegas

High School: Claremont

Claremont, Calif.

Education: UNLV, BA 1991

UNLV, MBA 1993

Assistant Coach: BYU, 2005-present

Utah St., 2004-05

UNLV, 1994-2004

Chaffey College, 1993-94

Claremont HS, 1992-93

UNLV, 1991-92

Playing Exp.: UNLV, 1989-91

Mt. San Antonio (Calif.)

College, 1987-89

### QUOTING COACH ROSE

"Dave has exceptional experience in all facets of coaching. He is an excellent recruiter and on-the-floor coach, as well as an outstanding teacher of the game. He has always been part of successful programs as both a player and a coach and has years of coaching experience in our league. He is also a tireless worker and a great person. I'm elated to have Dave on our staff."

Dave Rice joined the BYU coaching staff in May 2005. Rice has 14 years of coaching experience, including 12 seasons at the Division I level at UNLV and Utah State. As a player, Rice was a member of UNLV's 1989-90 National Championship and 1990-91 Final Four teams that won a school-record 45 consecutive games.

Rice came to BYU from Utah State University, where he helped Coach Stew Morrill and the Aggies earn a 24-8 record, Big West Conference Tournament title and an NCAA Tournament bid in 2004-05. In his one season at Utah State, Rice's coaching duties included working with the offense and coaching the guards. In 2004-05, the Aggies led the nation in field goal percentage (school-record .525) and ranked fourth nationally in scoring margin (+14.6), 10th in assists (17.2) and 20th in three-point field goal percentage (.391).

Rice spent 11 seasons as an assistant coach at UNLV, which is the second-longest tenure ever for an assistant in that program. During his time at UNLV as both a player and a coach, the Rebels had 12 players go on to play in the National Basketball Association, eight of whom were drafted in the first round, including six lottery picks. While in Las Vegas, Rice worked under four head coaches in Jerry Tarkanian, Tim Grgurich, Bill Bayno and Charlie Spoonhour. In his last eight seasons at UNLV, the Runnin' Rebels received seven postseason invitations and averaged 20 wins during those years.

In addition to his Division I experience, Rice served as an assistant coach for one season at Chaffey (Calif.) College in 1994, helping

the Panthers to a 32-6 record and an appearance in the California State Final Four. He also spent one season at Claremont (Calif.) High School, where he was an assistant coach under his father Lowell, a longtime high school coach. That team went 21-7, winning the Baseline League championship and reaching the CIF quarterfinals. Rice's brother Grant also followed their father into the coaching profession. He is currently the head coach at Bishop Gorman High School in Las Vegas, where his teams have won the Nevada State title in two of the last four seasons.

Rice earned his bachelor's degree in political science from UNLV in 1991 and his

MBA in 1993. He was also a two-time UNLV Scholar-Athlete of the Year and a Rhodes Scholar candidate.

Prior to playing at UNLV, Rice began his college career at Mt. San Antonio College in Walnut, Calif., where he earned All-South Coast Conference honors as a sophomore. He was chosen from among more than 13,000 student-athletes as the 1989 California Junior College Scholar-Athlete of the Year. He graduated from Claremont High School.

A native of Pomona, Calif., Rice and his wife Mindy have two sons, Travis (8) and Dylan (3).





# JOHN WARDENBURG

John Wardenburg joined the BYU coaching staff as an assistant coach in May 2001 and served the past four seasons under former BYU coach Steve Cleveland. He enters his fifth year at BYU after being retained on the staff by new BYU head coach Dave Rose.

Wardenburg has 19 years of coaching experience. He came to BYU with 15 years of coaching experience at the high school and junior college levels. His primary responsibilities the past four seasons included defensive skill development, game film preparation, summer basketball camp director, recruiting and assisting Coach Rose with defensive game plan preparation.

Wardenburg compiled a 105-62 record in seven years as a head coach at Payson High School (1988-93) and Pine View High School (1999-01) while guiding his teams to five league titles and seven state tournament berths. In those seven years, his teams earned three fifth-place state tournament finishes, one third-place finish, and his 2001 Pine View team won the 3A Utah State Championship.

After Wardenburg's Payson teams claimed three league titles and posted a 76-43 overall record, he served as an assistant coach from 1993-97 at Dixie State College, where he assisted current BYU head coach Dave Rose and helped the Rebels to a 95-31 record and a national

ranking as high as No. 2. Wardenburg left coaching for two years to serve as Dixie's Director of Athletics.

He returned to coaching as the head coach at Pine View High School in St. George, Utah, where he recorded two highly successful seasons before joining BYU's coaching staff in 2001.

Wardenburg's Pine View teams won the league title both seasons he was the coach while achieving a 29-19 record. Wardenburg earned 3A Coach of the Year honors in 2000 after coaching his team to a third-place state finish and was named Championship Coach of the Year in 2001 after guiding his team to the state title.

Born in Cedar Rapids, Iowa, Wardenburg was a multi-sport athlete at Kiel High School in Kiel, Wis. He served a mission for The Church of Jesus Christ of Latter-day Saints to The Netherlands from 1977-79 and earned a BA in Political Science from BYU in 1986 and an MA in Health, Physical Education and Recreation from Utah State in 1992.

He is married to the former Pam Guthrie and they have four sons, Scott, Jonathan, Adam and Barrett. Scott is married to the former Laura Isaksen from St. George. They are expecting their first child, a girl, in November 2005, which will be Wardenburg's first grandchild.



## ASSISTANT COACH

FOURTH SEASON

BYU, 1986

### THE WARDENBURG FILE

Born: June 1958  
 Hometown: Cedar Rapids, Iowa  
 High School: Kiel, Kiel, Wis.  
 Education: BYU, BA 1986  
 Utah State MA 1992  
 Administrative Exp.: Dixie College AD, 1997-99  
 Head Coach: Pine View HS, 1999-2001  
 Payson HS, 1988-93  
 Assistant Coach: BYU, 2001-present  
 Dixie College, 1993-97  
 Pleasant Grove HS, 1986-88

### QUOTING COACH ROSE

"I have worked with John for eight years, including our four years at Dixie College. I have a lot of confidence in John and what he brings to our coaching staff. He is a tireless worker who loves the game. He has done a great job working with our defense since coming to BYU and has very good recruiting relationships with high school coaches."





# WALTER ROESE



## ASSISTANT COACH

FIRST SEASON

BYU HAWAII, 1994

### THE ROESE FILE

Born: April 1967

Hometown: Novo Hamburgo, Brazil

High School: Colegio Americano

Education: BYU-Hawaii, BA 1994

BYU, MBA 2003

Administrative Exp.: BYU Director of Basketball Operations, 2003-05

Assistant Coach: BYU, 2005-present  
BYU-Hawaii, 2000-01

Playing Exp.: Professionally in Brazil and Italy, 1994-2000  
Brazilian Nat. Team  
BYU-Hawaii, 1992-94  
West Texas A&M, 1990-92  
Houston, 1989-90

### QUOTING COACH ROSE

"Walter really understands the game. He has outstanding basketball knowledge and great recruiting ties. His rapport with the players in our program is excellent. I am excited that Walter wants to be a part of the future of BYU Basketball."

Walter Roese was hired in June 2005 as an assistant coach under Coach Dave Rose, becoming the first Brazilian full-time assistant coach in NCAA Division I Men's Basketball.

With his outstanding knowledge of the game and large international recruiting network, Roese is a valuable addition to the BYU coaching staff.

A 1994 Cum Laude graduate in International Business Administration from BYU-Hawaii, Roese earned an MBA at BYU in 2003 before serving the past two seasons as BYU's director of basketball operations under former Cougar coach Steve Cleveland.

Roese, who spent time this summer with the Brazilian National Team coaching staff, enters the full-time coaching ranks after a long career as a player. He also previously served as a volunteer assistant coach at BYU-Hawaii under Ken Wagner after finishing his professional playing career.


A native of Novo Hamburgo in southern Brazil, Roese played seven years professionally in Brazil and Italy after graduating from BYU-Hawaii. He still holds the Brazilian professional league record with 23 assists in a single game. He has represented the Brazilian National Team and professional clubs at four World Cup tournaments and several international championships in Europe, Asia and South and North America, winning state, national and South American championships. In 1986, he was Brazil's top-rated junior player.

Roese has continued to excel as an athlete. In August of 2003, Roese hit a three-quarter-court shot at the buzzer to give Brazil a one-point victory in the semifinals of the Masters World Basketball Championships (ages 35-40) in Orlando, Fla., before leading Brazil to the title win over Russia.

Roese has experience at nearly every level of the college game. Roese attended the University of Houston, West Texas A&M and BYU-Hawaii while playing at the Division I, Division II and NAIA levels. He was the MVP of the Lone Star Conference in 1992 while playing at West Texas A&M and was a Scholar

Athletic All-American at BYU-Hawaii. He served as a volunteer director of athletic marketing and assistant basketball coach at BYU-Hawaii from 2000-2001 before attending the Marriott School of Management at BYU to obtain his MBA degree.

Roese comes from an athletic family that has seen six members participate at the Olympic level in basketball, volleyball and tennis. Fluent in English, Spanish and Portuguese, Roese and his wife Monique are the parents of two children: Leonardo and Agatha.







**TERRY NASHIF**  
*DIRECTOR OF BASKETBALL OPERATIONS*

Nashif was hired as director of basketball operations in June 2005. He joined the BYU staff after being a member of the BYU basketball team from 2001-2005.

A native of Vancouver, Wash., Terry Nashif came to BYU in 2001 as a walk-on point guard and eventually earned a scholarship. A smart floor leader, Nashif appeared in 103 games for the Cougars, including 14 starts, as a member of two NCAA Tournament teams. As a sophomore in 2002-03, Nashif helped the Cougars claim a share of the Mountain West Conference regular-season title by ranking first among MWC players in Assist/TO Ratio during league games. That season he played in every game, including six starts, and led BYU in assists (3.0). During his senior campaign in 2004-05, Nashif achieved a career-high eight rebounds against California and dished out a career-best 10 assists at USC.

Prior to coming to BYU, Nashif was honorable mention All-USA by USA Today at Evergreen High School in Vancouver, Wash. He was the KVAN Radio Athlete of the Year, Columbian Player of the Year and Evergreen Defensive Player of the Year. Nashif, 24, graduated from BYU in April with a bachelor's degree in Physical Education. He served a two-year mission for The Church of Jesus Christ of Latter-day Saints in Columbia, S.C. from 1999-2001. He and his wife Katie were married in November 2004.



**PETER PILLING**  
*SENIOR ASSOCIATE AD (Basketball Administrator)*

Pilling came to BYU in December of 2001 after spending four years as associate athletics director for external operations at Villanova University. He is currently responsible for men's and women's basketball and women's soccer sport administration, revenue enhancement, marketing, corporate partnerships, TV and radio rights and finance.

At Villanova he managed and oversaw the operations of marketing, promotions, licensing, media relations, ticket operations and the Wildcat radio and television network. His other professional experience includes tenures as associate athletics director at St. Bonaventure and the University of Wyoming. He has also held athletic administrative positions at Morehead State and the University of Kentucky.

Pilling has served as an NCAA peer review member and has held positions on the Big East and Atlantic 10 conference committees. Pilling is a former board member and past president of the National Association of Collegiate Marketing Administrators (NACMA). He has also served on the board of directors for the National Collegiate Licensing Association (NCLA).

In June of 2001, he was the recipient of the 2001 NACMA National Outstanding Individual Achievement Award. A graduate of BYU with a B.S. in accounting, Pilling continued his education at Ohio University where he earned a Masters Degree in Sports Administration. He and his wife, Deanna, have four children: Travis (22), Kyler (18), C.J. (14) and McKenna (8).



**CHAD BUNN**  
*VIDEO COORDINATOR*

A native of Richmond Utah, Bunn has served as video coordinator since 1989 after receiving a B.A. in Communications from BYU that same year. Bunn is a founding member of the Collegiate Sports Video Association (CSVA) and has served two terms as its president. Bunn currently serves as the Mountain West Conference representative to the CSVA. In 2002 Bunn

was named the Bob Matey Video Coordinator of the Year, the CSVA's highest honor. In 2003 Bunn received this same award for the MWC. Bunn served as the video coordinator for the Western Athletic Conference Tournament from 1993-99 and now serves in the same position for the MWC, providing game tape to each participating school. Bunn currently serves as president of the board of trustees for Intermountain Specialized Abuse and Treatment Centers, a nonprofit organization that provides treatment to abused children. Bunn is also active in his local Kiwanis club. From 1982-1984 Bunn served a mission in Miami for The Church of Jesus Christ of Latter-day Saints. Bunn is married to the former Lorie Petersen, and they have two daughters, Elisha and McKella.



**STEVE BUSHMAN**  
*EQUIPMENT MANAGER*

Steve Bushman is in his second season as the men's basketball equipment manager, having joined the team in December 2004. Prior to his appointment, Bushman volunteered in the athletic department for eight years under BYU's Director of Equipment Operations Mick Hill, working primarily with baseball, men's basketball and football. Bushman has been an

employee at BYU for 22 years, serving in the grounds department as the sprinkler system repair foreman. A Utah Tech (now UVSC) attendee, Bushman played baseball for the Wolverines under former BYU baseball coach Gary Pullins. His love of baseball has continued throughout his life as Bushman has coached youth baseball for 30 years and spent 10 years as an assistant baseball coach at Provo High School. Bushman served a mission for The Church of Jesus Christ of Latter-day Saints to Pennsylvania from 1970-72. The father of four children – Michelle, Byrony, Teresa and Travis – Bushman and his wife Cindy also have eight grandchildren.



**E.J. CAFFARO**  
*STUDENT ATHLETE ACADEMIC CENTER DIRECTOR*

Caffaro serves as the director of the Student Athlete Academic Center and as the basketball academic coach. His emphasis is placed upon graduating the student-athletes from BYU. Prior to coming to BYU, Caffaro was an assistant football coach and the offensive and defensive coordinator at Ricks College (now BYU-Idaho) in Rexburg, Idaho, from 1991 to 2001. He was also an assistant basketball coach for the Vikings. Before his stint at Ricks, Caffaro was a member of the football coaching staff at Snow College in Ephraim, Utah, where he was the defensive coordinator from 1986 to 1991. Caffaro holds a master's degree in physical education (emphasis in athletic administration) from Idaho State University (1994) and a bachelor's degree, also in physical education, from Brigham Young University (1984). Caffaro and his wife, the former Shari Quale, live in Orem. They have four children.



# BASKETBALL SUPPORT STAFF

2005-06 BYU BASKETBALL



## JUSTIN McCLURE

**BASKETBALL STRENGTH & CONDITIONING COACH**

Justin McClure is entering his seventh season as the assistant strength and conditioning coach at BYU. Prior to BYU he attended the University of Northern Colorado where he served as a strength coach while finishing a Master's Degree in Physical Education with an emphasis in exercise physiology. He is currently responsible for directing and implementing strength and conditioning programs for basketball and baseball. He also assists head strength coach Jay Omer in all aspects of the football strength and conditioning program. During his time at BYU he has worked with all of the University's 21 intercollegiate sports. He is a current certified member of the Collegiate Strength and Conditioning Coaches Association and National Strength and Conditioning Association. He is originally from Boulder, Colo., and has an undergraduate degree in Kinesiology from Northern Colorado. His and his wife (former Jill Zacharias) have two daughters (Madyson and Payton).



## BRETT PYNE

**BASKETBALL MEDIA RELATIONS**

Brett Pyne joined BYU in 1998 as an assistant director in the athletic communications office. He is the media relations director for men's basketball and oversees media relations for women's volleyball, gymnastics and swimming and diving. He also coordinates the office's internship and mentoring program, which provides valuable work experience to current BYU students.

Since coming to BYU, Pyne has won numerous citations for his part in helping produce the women's volleyball and men's basketball media guides. He has also served as an adjunct faculty member at BYU. Previously, Pyne served as the director of communications for the American Junior Golf Association in Atlanta from 1993-97 and as manager of corporate communications at Nu Skin Enterprises in Provo, Utah, from 1997-98. An Orem native, he earned his Bachelor's degree from BYU in 1992 with a double major in communications and Italian. He is married to the former Jan Bingham of Helena, Mont. They have three daughters, Kylie, McKenna and Jacey.



## ZEFFIE NELSON

**BASKETBALL OFFICE SECRETARY**

Zeffie Nelson joined the basketball staff in 1998 as the Office Secretary. Her responsibilities range from managing the office functions to administrative and recruiting support. She attended BYU and UVSC. She has a background in secretarial and business administration. Zeffie says coming to work in the basketball office is a real pleasure and that athletics is second nature to her because of being married to a former coach. Zeffie was raised in Centerville, Utah, and married her high school sweetheart, the late David G. Nelson IV from Bountiful, a former UVSC baseball coach and BYU baseball player. Zeffie has six children: David G. V (Jodi), Kimberlee, Mattie Weatherly (John), Breck, Kamron, Mac and seven grandchildren (five girls and two boys). Having worked most of her life, she enjoys a variety of responsibilities and challenges.



## ROBERT RAMOS

**BASKETBALL TRAINER**

Robert Ramos is in his fourth year working on the BYU athletic training staff. Ramos is a BYU alumnus with undergraduate (1995) and graduate (1998) degrees in athletic training. He received his EMT license in the summer of 2001. He is assigned to work with men's basketball, baseball, golf and football. Ramos is a native of Willits, Calif. After graduating, Ramos interned with the San Francisco 49ers. In 1996, he returned to BYU to study as a graduate assistant. Upon graduation, Ramos worked for Physical & Sports Therapy Services in Orem before being hired as the head athletic trainer for Utah Valley State College in 1999, where he oversaw all 13 sports. He also worked as a trainer with the 2002 Olympic medical staff at the Peaks Arena in Provo. He served a mission to Mexico for The Church of Jesus Christ of Latter-day Saints and is currently serving as Bishop of the Rivergrove Third Ward. Ramos and his wife Jennifer have four children: Chelsey, Taryn, Drayton and Brock. They currently reside in Provo, Utah.



**CLINT EDVALSON**  
GRAD. ASSISTANT  
TRAINER



**KIM JACKSON**  
MANAGER



**CHRIS MEDAHLA**  
MANAGER



**GARRETT FAUCETTE**  
MANAGER




**JIMMY HENRY-DEMPSTER**  
MANAGER



**SCOTT WARDENBURG**  
MANAGER



# BRIGHAM YOUNG UNIVERSITY





## WORLDWIDE, WORLD-CLASS UNIVERSITY

Established in 1875, Brigham Young University provides an outstanding education in an atmosphere consistent with the ideals and principles of its sponsor, The Church of Jesus Christ of Latter-day Saints. With more than 30,000 students gathered from all 50 states, the District of Columbia and more than 120 countries, BYU is the largest privately owned, church-sponsored university in the United States. The university has an additional 2,800 part-time and 1,000 evening students, as well as 2,400 students enrolling at BYU-Hawaii and 10,000 others attending BYU-Idaho. Known for its multicultural and academically-minded student body, its world-class teaching and its beautiful mountain location, BYU is also recognized for its extensive language programs, talented performing arts ensembles, outstanding sports programs and devotion to combining solid scholarship with the principles of the restored gospel of Jesus Christ.

## EXCELLENT LEARNING ENVIRONMENT

BYU students benefit from a campus environment ranked above the 90th percentile nationally in being supportive, being academically challenging and fostering active and collaborative learning as measured in the 2004 National Survey of Student Engagement. It's no surprise that our graduates leave BYU with the skills and desire to make meaningful contributions all

across the globe. Furthering their education in a highly supportive environment, an impressive number of undergraduates have the chance to become involved in research that enhances their course work. The BYU experience ensures that students are well prepared to pursue advanced degrees, enjoying strong acceptance rates into leading graduate programs. BYU graduates are also highly recruited among top employers.

**“EDUCATION IS THE POWER TO THINK  
CLEARLY, THE POWER TO ACT WELL IN  
THE WORLD’S WORK, AND THE POWER  
TO APPRECIATE LIFE.”**


— BRIGHAM YOUNG

This survey also shows that significantly more BYU undergraduates (86 percent) participate “very often” in activities to enhance their spirituality than do undergraduates nationally (18 percent). Also, 74 percent of BYU undergraduates rate their overall education as being “excellent,” with the national rate at 33 percent.

*Consumers Digest* ranked BYU as the second-best value in American private education. *The Princeton Review* awarded the university the top spot in the categories of “great college library” and “stone-cold sober,” sixth in “best quality of life” and seventh in “happiest students.” And Institutional Research and Evaluation Inc. named BYU the safest campus in the nation for schools of its size.

## EXCEPTIONAL ACADEMICS

BYU ranks among the top 20 in National Merit scholars enrolled; among the nation's leaders in National Science Foundation fellowships (and fellows who go on to earn science and engineering doctorates); third among accounting programs; fourth in the number of Advanced Placement examination scores; and among the top 10 percent in nursing programs. BYU students garner distinction as Fulbright scholars, Mellon fellows, and Barry M. Goldwater scholars. The University consistently achieves national recognition. *U.S. News & World Report* ranks BYU's law and business schools among the top 40 in the United States. In the July 2002 edition of the *Chronicle of Higher Education*, BYU was recognized as the best in the nation at turning research dollars into inventions and new companies.





## A BEAUTIFUL CAMPUS SETTING

BYU is located 45 miles south of Salt Lake City in Provo, Utah, a city of more than 115,000 situated 4,500 feet above sea level. The campus sits at the



western base of the Wasatch Mountains, part of the Rocky Mountain Range. Surrounded by mountains, Provo is at the heart of Utah Valley with a combined population of more than 440,000. Utah Valley is framed by the 23-mile-long Utah Lake on the west and 11,750-foot Mount Timpanogos on the east. BYU also has campuses in La'ie, Hawaii (Brigham Young

University-Hawaii) and Rexburg, Idaho (Brigham Young University-Idaho) serving an additional 12,000 students. The main campus sits on approximately 600 acres at the foot of the Wasatch Mountains and includes 333 buildings. Additional facilities include the BYU Jerusalem Center, the BYU Salt Lake Center, LDS Business College, and the Missionary Training Centers around the world.

## OUTSTANDING STUDENT BODY


BYU students arrive with superb preparation. The entering class has an average high school GPA of 3.71 (on a 4.0 scale) and an average ACT score that ranks in the 89th percentile nationally. The University consistently places in the top 20 for enrollment of National Merit Scholars. In addition to their academic excellence, students bring and share high values and ideals. Students come to BYU from all 50 states and more than 120 countries, bringing many international cultures and experiences to the campus.


Nearly half of these scholars have lived outside the United States, and three-fourths are fluent in at least two languages. The variety of cultures and backgrounds, coupled with an institutional commitment to the gospel of Jesus Christ, adds to an already rich academic experience that challenges the mind while feeding the spirit.

**“THIS INSTITUTION IS UNIQUE. IT IS REMARKABLE. IT IS A CONTINUING EXPERIMENT ON A GREAT PREMISE THAT A LARGE AND COMPLEX UNIVERSITY CAN BE FIRST-CLASS ACADEMICALLY WHILE NURTURING AN ENVIRONMENT OF FAITH IN GOD AND THE PRACTICE OF CHRISTIAN PRINCIPLES.”**

— Gordon B. Hinckley,

President, Board of Trustees of BYU and LDS Church President





### QUALITY PROFESSIONAL PREPARATION

A strong curriculum delivered by outstanding faculty is key to the academic excellence of BYU graduates. From business management to nursing, from the humanities to engineering, the University's 11 colleges — supported by comprehensive offerings from religious education — continue to be internationally recognized for the quality of their education and the professional preparation they provide. In addition to the challenging course work and hands-on research, numerous programs offer academic and service outreach opportunities. Study abroad cen-



ters, distance-learning courses, and worldwide performing arts tours are a few of the offerings that enrich BYU's academic experience.

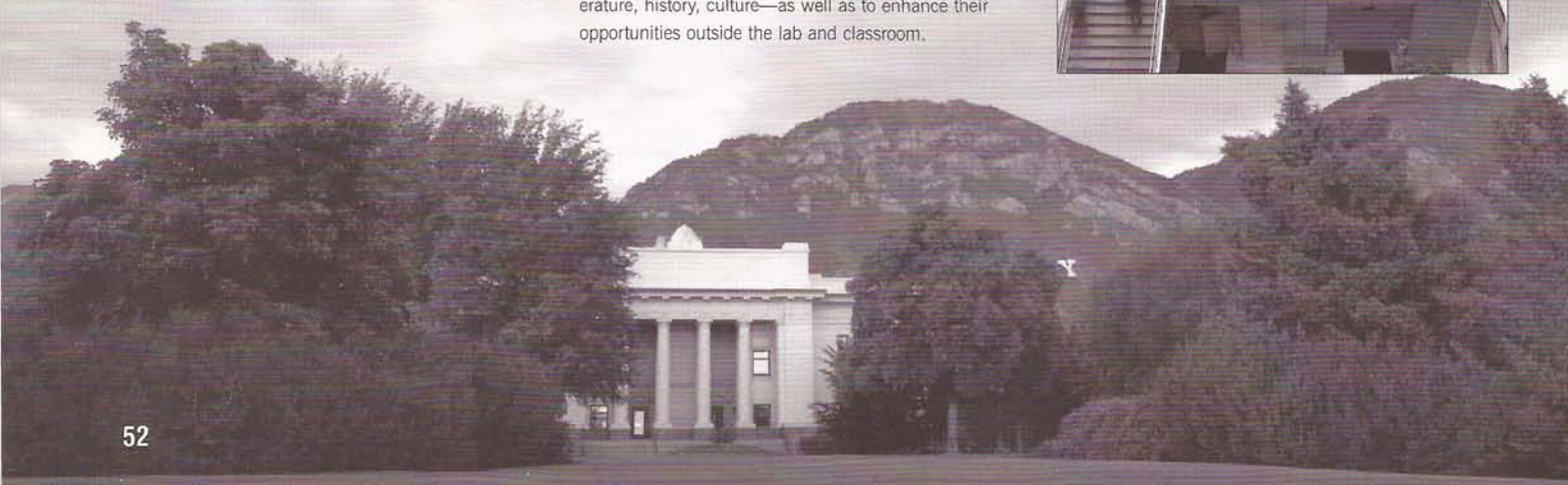

### INTERNATIONAL CENTER OF LEARNING

BYU has been selected as a Center for International Business Education Research (CIBER), a program designated to promote the competitiveness of United States business through an integrated international curriculum, faculty and student international research and outreach programs. BYU's David M. Kennedy Center for International Studies provides support to colleges and departments in pursuing their international interests.

BYU runs the largest study abroad program in the United States, with satellite centers in London, Jerusalem, and Paris, as well as more than 20 other sites. The Institute of International Education ranks BYU as the No. 1 university in the United States to offer students study abroad opportunities; nearly 2,000 students take advantage of more than 50 BYU study abroad programs yearly. BYU's motto is "The World is Our Campus."

Many factors contribute to the diversity and depth of language expertise at BYU. More than three-fourths of BYU students speak a language other than English—107 languages in all. Six percent of the student body is from outside the United States, representing more than 120 countries. Additionally, 82 percent of the men and 13 percent of the women at BYU have served church missions, which often entails gaining fluency in a second language. The variety of language skills among the student body allows the University to provide a rich forum for language instruction.

Regular classes are offered in 43 languages, with an additional 23 available with sufficient student interest—among the most offered anywhere in the country. The number of enrollments in language courses at BYU equals 31 percent of the student body, compared to the national average of 8 percent. The prior experience of most of the students allows for a higher standard of instruction, using the language to teach other ideas—literature, history, culture—as well as to enhance their opportunities outside the lab and classroom.





**DISTINGUISHED FACULTY**

Faculty members hold advanced degrees from universities around the world. Their achievements are compelling and broad ranging as they pursue consequential research work that is making a real difference. Alleviating hunger worldwide through more efficient agriculture, finding low-pollution energy alternatives, and making significant contributions to the strengthening of families are among their many pursuits. Faculty members are regularly called upon to head national and international professional organizations and to consult with corporate and governmental entities. Above all, these high-principled men and women share an unmatched devotion to bringing the best possible education to their students.

**NATIONAL RANKINGS AND RECOGNITION**


*U.S. News and World Report* gave BYU high marks in several categories in its 2005 "America's Best Colleges" issue, ranking BYU in the second tier in the category of "Best National Universities," 25th in the "Great Schools at Great Prices" among national universities with doctoral programs and among the top 10 with the least student-incurred debt.

The J. Reuben Clark Law School was ranked 34th in the 2005 issue of *U.S. News & World Report's* "Best Graduate Schools." The law school also earned the fourth spot in *The Princeton Review's* ranking of law schools' "overall academic excellence." The Marriott School of Management's MBA program was ranked 39th in the nation by *U.S. News & World Report*, fifth among regional schools by *The Wall Street Journal*, and 49th in the world—moving up 26 spots—by the *Financial Times*. The *Journal* also rated the Marriott School second in the national category "best for hiring graduates with ethical standards" and fifth for excellence in accounting. Also rated in *U.S. News & World Report's* "Best Graduate Schools" 2005 issue, BYU's College of Nursing was 58th among graduate nursing programs, and the University's Ira A. Fulton College of Engineering 81st among graduate engineering programs, with specific graduate programs in mechanical engineering ranking 53rd and in electrical and computer engineering ranking 68th.




**BYU'S CODE OF HONOR**

BYU exists to provide a university education in an atmosphere consistent with the principles of The Church of Jesus Christ of Latter-day Saints. This environment is preserved through adherence to a code of conduct called the Honor Code that reflects those ideals. Initiated by students in 1949, the Honor Code emphasizes being honest, living a chaste and virtuous life, abstaining from alcohol and tobacco, using clean language and other values encompassed in the doctrines of the Church. The code is supplemented by additional guidelines on dress, grooming and housing. Students and faculty are attracted by the opportunity to study and work among those who share their faith and standards. In a survey of BYU alumni, 77 percent cited their desire to "obtain a spiritual, religiously based education" as a very important or extremely important factor in their decision to attend BYU.



*In 2004, BYU football had 31 Academic All-MWC honorees—17 more than any other school in the Mountain West Conference.*






# DISTINGUISHED ALUMNI

2005-06 BYU BASKETBALL

## BYU'S DISTINGUISHED ALUMNI



**JAYNE CLAYSON**



**MIKE WEIR**



**DANNY AINGE**



**VAI SIKAHEMA**



**RAFAEL ARAUJO**

From Super Bowl champions to PGA pros and from national broadcasters to political leaders, Brigham Young University is the alma mater of many outstanding men and women. The BYU experience ensures that students are well prepared for outstanding success after graduation. Whether in academics, business, medicine, law, government, entertainment or athletics, BYU is a proven launching pad for your future dreams.

Rafael Araujo ('04): NBA lottery pick and member of the Toronto Raptors. Eighth pick overall and first center and first college senior selected in 2004 NBA draft.

Danny Ainge ('92): Former NBA basketball player and Phoenix Suns head coach; current executive director of basketball operations for the NBA's Boston Celtics.

Ezra Taft Benson ('27): President of the LDS Church from 1985-1994; U.S. Secretary of Agriculture under President Dwight D. Eisenhower.

Brian Billick ('76): Current head coach of the NFL's Baltimore Ravens, 2001 Super Bowl champions.

Don Bluth ('67): Director, producer, animator of feature films.

Paul D. Boyer ('39): Nobel Prize in Chemistry, 1997.

M. Anthony Burns ('63): Former CEO and President of Ryder Systems and member of the board of directors for The Black & Decker Corporation, J.C. Penney Company, Inc., J.P. Morgan Chase & Co. and Pfizer Inc.

Orson Scott Card ('75): Author of science fiction stories, plays and books.

Todd Christensen ('78): Former All-Pro tight end; current ESPN Announcer.

David Checketts (MBA, '81): Former president of Madison Square Garden and current owner of Real Salt Lake, Utah's Major League Soccer franchise.

Jayne Clayson ('90): Emmy award-winning CBS News Correspondent

Stephen R. Covey ('76): Heads Covey Leadership Foundation; author of "Seven Habits of Highly Effective People."

Ty Detmer ('92): 1990 Heisman Trophy winner and current NFL quarterback with the Atlanta Falcons.

Philo T. Farnsworth ('27): One of the fathers of television.

Harvey Fletcher ('07): Father of stereophonic sound.

James C. Fletcher ('44): Former president of the University of Utah; former chief of the National Aeronautics and Space Administration.

Frank Fredericks ('91): Two silver medals in the '92 and the '96 Olympics.

Orrin G. Hatch ('59): U.S. Senator, Utah; senior Republican member of the Senate Judiciary Committee

Sharlene Wells-Hawkes ('88): 1985 Miss America and former ESPN Announcer.

Jared Hess ('02): Award-winning writer/director of *Napolean Dynamite*

Chad Lewis ('96): NFL All-Pro tight end for the Philadelphia Eagles.

Tiffany Lott-Hogan ('98): World Record holder in the 55-meter hurdles

Jeffrey R. Holland ('66): Former president of BYU; current member of the Quorum of the Twelve Apostles of the LDS Church.

Ken Jennings ('98): Record \$2.52 million-dollar winner on TV's *Jeopardy!*

Rex E. Lee ('60): Former Solicitor General of the United States, former president of BYU.

Keith Merrill ('67): Academy Award-winning film maker.

Ryan Millar ('99): Three-time first-team All-American Volleyball player and current member of the U.S. National Volleyball Team.

Johnny Miller ('69): Legendary professional golfer and television golf analyst.

Dale Murphy ('82): Former Atlanta Braves baseball player; two-time MLB MVP.

Dallin H. Oaks ('54): Former Utah Supreme Court Justice; former chair of PBS and president of BYU; a member of the Quorum of the Twelve Apostles of the LDS Church.

Andy Reid ('80): Current head coach of the NFL's Philadelphia Eagles.

Kevin Rollins ('83): President and CEO of Dell Computer.

Mitt Romney ('71): Founder of Bain Capital and President of the 2002 Salt Lake Olympic Organizing Committee; governor of Massachusetts.

David A. Sawyer ('68): Major General in the Air Force; director for Operational Plans and Interoperability in the Pentagon.

Vai Sihakema ('85): Sports anchor/reporter for Philadelphia NBC10 (WCAU); Former Two-time All-Pro and NFL veteran

Kevin Towers ('82): General Manager of Major League Baseball's San Diego Padres.

Mike Weir ('92): 2003 Master's champion and among the top current money winners on the PGA Tour.

Guard Young ('00): 2004 Olympic Silver Medalist on USA's men's gymnastics team

Steve Young ('84; JD, '95): Two-time NFL MVP with the San Francisco 49ers, NFL Hall of Famer and current television NFL analyst.



**ANDY REID**



**STEVE YOUNG**



**FRANK FREDERICKS**



**MITT ROMNEY**



**BRIAN BILLICK**

Photo Courtesy of Provo Daily Herald; Dan Lund





## MISSIONARIES

BYU is owned and operated by The Church of Jesus Christ of Latter-day Saints. The missionary emphasis of The Church of Jesus Christ of Latter-day Saints is perhaps one of its most recognized characteristics. The program follows the Biblical pattern of sending out missionaries two by two.

Currently, approximately 61,000 Latter-day Saints are serving proselytizing missions around the world. Approximately 75 percent of the Church's proselytizing missionaries are young men between the ages of 19 and 26. Yet substantial numbers of single women (18 percent) and older couples (7 percent) also serve proselytizing missions. These missionaries serve for two years

(men) or 18 months (women and couples), teaching the restored gospel and its ordinances and engaging in community service.

The missionaries or their families donate money to the Church equal to the average cost of a missionary's expenses. After their missions, missionaries return to schooling, vocations or family.

## CHURCH BELIEFS

The Church of Jesus Christ of Latter-day Saints was officially organized on April 6, 1830 with six members. Today, congregations of the Church are found in more than 160 nations and territories. With more than 11 mil-

lion members, it is one of the fastest growing religions in the world and one of the largest Christian churches in the United States.

The Church of Jesus Christ of Latter-day Saints is Christian but is neither Catholic nor Protestant. Rather, it is a restoration of the original church established by Jesus Christ.

The Book of Mormon: Another Testament of Jesus Christ is regarded as divinely inspired scripture, as is the Holy Bible. Both volumes are used by Latter-day Saints side by side. For more information on the beliefs of The Church of Jesus Christ of Latter-day Saints, visit [www.mormon.org](http://www.mormon.org).

## BRIGHAM YOUNG UNIVERSITY MAJORS

BYU offers bachelor's degrees in 212 academic programs, master's degrees in 70, juris doctorates in one and doctorates in 20. BYU offers courses in 11 colleges: Biology and Agriculture; David O. McKay School of Education; Ira M. Fulton School of Engineering and Technology; Family, Home and Social Sciences; Fine Arts and Communications; Health and Human Performance; Humanities; J. Reuben Clark Law School; Marriott School of Management; Nursing; and Physical and Mathematical Sciences.

### BIOLOGY AND AGRICULTURE

Agronomy  
Environmental Science  
Animal Science  
    Agribusiness Production  
    Animal Biotechnology  
    Science-Preveterinary Medicine  
    Veterinary Technology  
Biology  
Biology Composite Teaching  
Botany  
Clinical Laboratory Science  
Conservation Biology  
Dietetics  
Food Science  
Horticulture  
Microbiology  
Molecular Biology  
Neuroscience  
Nutritional Science  
Plant Genetics and Breeding  
Range Science  
    Production Agribusiness  
    Rangeland Ecology  
Wildlife and Range Resources  
Zoology  
    Human Biology

### MCKAY SCHOOL OF EDUCATION

Audiology and Speech-Language Pathology  
Early Childhood Education  
Elementary Education  
Teaching Physical Science  
Teaching Social Science

### FULTON SCHOOL OF ENGINEERING AND TECHNOLOGY

Chemical Engineering  
Civil Engineering  
Computer Engineering  
Construction Management  
Electrical Engineering  
Electronics Engineering Technology  
Facilities Management  
Industrial Design  
Manufacturing Engineering Technology  
Mechanical Engineering  
Technology Teacher Education

### FAMILY, HOME, AND SOCIAL SCIENCES

Anthropology  
    Archaeology, Sociocultural

### Anthropology (Sociocultural double major)

Economics (BA)  
Economics (BS)  
Family History-Genealogy  
Geographic Information Systems  
Geography  
    Environmental Studies  
    Travel and Tourism Studies  
Geography Teaching  
History  
History Teaching  
Home and Family Life  
Home Economics Education  
International Politics  
Marriage, Family, and Human Development  
Planning and Resource Management  
Political Science  
Political Science Teaching  
Psychology  
Psychology Teaching  
Social Work  
Sociology  
Sociology Teaching

### FINE ARTS AND COMMUNICATIONS

Acting  
Art (BFA)  
Art Education K-12  
Art History and Curatorial Studies  
Communications  
    Broadcast Journalism  
    Communications Studies  
    Marketing Communications  
    Print Journalism  
    Public Relations  
Graphic Design  
Illustration  
Interior Design  
Media Arts Studies  
Music  
Music Composition  
Music Dance Theatre  
Music Education  
Performance  
    Brass, Combined Piano and Organ, Jazz  
    Studies, Organ, Percussion, Piano,  
    String, Vocal, Woodwind  
Photography  
Theatre Arts Education  
Theatre Arts Studies  
Visual Arts

### HEALTH AND HUMAN PERFORMANCE

Dance  
Dance Education  
Health Sciences  
Health Education  
Physical Education  
    Athletic Training  
    Exercise Science  
    Fitness and Wellness Management  
    Public School Teaching K-12  
Recreation Management and Youth Leadership  
    Leisure Services Management  
    Therapeutic Recreation  
    Youth Leadership

### HUMANITIES

Chinese  
Chinese Teaching  
Classical Studies  
Comparative Literature  
English  
English Teaching  
French  
French Teaching  
German  
German Teaching  
Humanities  
    Art History, Classical Studies,  
    Comparative Literature, English, Foreign  
    Literature, History, Media Arts (Film),  
    Music, Philosophy  
Humanities Composite Teaching  
    English, French, German, History,  
    Japanese, Latin, Russian, Spanish  
Italian  
Japanese  
Japanese Teaching  
Korean  
Latin Teaching  
Linguistics  
Philosophy  
Portuguese  
Russian  
Russian Teaching  
Spanish  
Spanish Teaching  
Spanish Translation

### DAVID M. KENNEDY CENTER FOR INTERNATIONAL STUDIES

American Studies  
Asian Studies  
European Studies  
International Studies  
Latin American Studies  
Near Eastern Studies

### MARRIOTT SCHOOL OF MANAGEMENT

Accounting  
Management  
    Entrepreneurship  
    Finance  
    General Business  
    Human Resource Management  
    Insurance, Risk Management  
    and Financial Services  
    International Finance  
    International Marketing  
    Management Information Systems  
    Marketing  
    Operations Management  
    Public and Not-for-Profit  
    Retailing

### NURSING

Nursing


### PHYSICAL AND MATHEMATICAL SCIENCES

Biochemistry  
Chemistry (BA or BS)  
Chemistry Education  
Computer Science  
Earth and Space Science Education  
Engineering Geology  
Geology  
Mathematics  
Mathematics Education  
Physics  
Physics, Applied  
    Computer Science  
    Selected Options  
Physics-Astronomy  
Physics Teaching  
Statistics  
    Actuarial Science, Biostatistics  
    Information Systems, Quality  
    Science  
    Statistical Scienc



# BYU ATHLETIC FACILITIES

2005-06 BYU BASKETBALL



SMITH FIELDHOUSE (VOLLEYBALL)



MARRIOTT CENTER (BASKETBALL)



MILLER PARK (SOFTBALL/BASEBALL)

BYU boasts outstanding athletic facilities that provide student-athletes with opportunities to develop and showcase their talents. BYU's athletic success has also fostered loyal fan support for all 21 of its athletic teams, which have combined for 10 NCAA championships and nearly 300 conference titles.



LAVELL EDWARDS STADIUM



SOUTH FIELD (SOCCER)



RIVERSIDE C.C. (GOLF)



GYMNASTICS TRAINING COMPLEX



BYU SWIMMING COMPLEX



INDOOR TENNIS FACILITY



ROBISON TRACK & FIELD COMPLEX




**MARRIOTT**  
CENTRAL



## BYU'S OUTSTANDING ATHLETIC TRAINING PROGRAM & FACILITIES



BYU's athletic training staff is responsible for the care of student-athletes from the time they arrive on campus, aiding in the prevention of injuries. When student-athletes do get injured, they are treated by one of the nation's most qualified athletic training staffs. The staff includes certified athletic trainers, a sports physical therapist, a team physician, team orthopedic surgeons and a wide variety of other medical specialists. BYU athletic trainers are concerned with much more than just improvement in the weight room. They are committed to improving the athletes' overall fitness and health. Thanks to outstanding training facilities, BYU's athletic training staff has helped the Cougars win championship after championship.




ATHLETIC TRAINING FACILITIES



SAB ATHLETIC TRAINING ROOM

BYU's well-structured strength and conditioning program is playing an increasingly vital role in the success of collegiate basketball programs. Success begins with training. BYU recently built a new state-of-the-art strength and conditioning center as part of BYU's new Student Athlete Building.

The primary goal of the BYU program is to keep athletes healthy and prepared for competition by reducing their susceptibility to injury. BYU's strength and conditioning staff has experienced excellent results through its computer-analyzed combination of a strict weight and conditioning program, a carefully planned diet and sufficient rest.



ATHLETIC TRAINING FACILITIES




## SAB STRENGTH & CONDITIONING CENTER



INDOOR PRACTICE FACILITY



SAB STRENGTH & CONDITIONING SECOND FLOOR



BASKETBALL STRENGTH & CONDITIONING CENTER

As the head strength and conditioning coach, Jay Omer's wealth of experience and knowledge is helping shape BYU student-athletes into champions.

In early 2001 Omer came to BYU after spending eight years at Georgia Tech. Since that time he has revolutionized BYU's strength and condition program and helped student-athletes reach higher.

As director of strength and conditioning, Omer is responsible for the development and implementation of training programs for athletes in all of BYU's 21 inter-collegiate sports. Conditioning encompasses all facets of physical performance. From speed and quickness, to cardiovascular endurance and brute strength, Omer creates programs designed to increase them all. Training programs are sport-specific and position-specific within each sport, allowing athletes to focus on what they need to succeed in their individual competitive endeavors.

Each game, each time down the court can be decided by who tires first. Week in and week out, players give and take a beating and are expected to come back for more of the same the next week. Less than a year after his arrival, Omer's subjects were seeing huge returns on their investment. Most players had increased their personal lifts 15-25 percent.

Not only does the conditioning program improve each player as an individual, but it also improves the team as a whole.

Working and sweating with each other in the weight room helps bring the players together. Seeing each person sacrifice and succeed in the offseason builds a camaraderie that carries over to the court as players work to make each other and the team better.

The results BYU players have realized have come from dedication and sacrifice. It's a time-consuming and often painful process in which athletes push themselves to higher levels of performance, and Omer is there to watch over them the whole time.



**JAY OMER**  
Head Strength & Conditioning Coach



**JUSTIN McCLURE**  
Basketball Strength & Conditioning Coach

Arriving at the gym before most people are out of bed and staying until long after most people have gone home for the night, Jay Omer takes the success of BYU athletes very seriously. It's his job to make sure the players are strong enough to achieve one more victory, one more title, one more triumph.

"I like to see kids work hard, make something of themselves and improve their abilities. That's the joy of this job. We believe a team can only be successful if it prepares well and has team chemistry. You can have a team of super stars, but I'd rather have a team of less talent that works hard, cares about each other, has team chemistry and will go to war because they believe in each other. That's what it's all about and that's what we're trying to get done here."

— Jay Omer,  
BYU Head Strength & Conditioning Coach



Athletic Conference Room



Team Meeting and Video Room



Student Athlete Computer Center



Student Athlete Academic Center foyer

**“BYU IS A PREMIER UNIVERSITY THAT NEEDS PREMIER FACILITIES. THIS COMPLEX IS ANOTHER COMPONENT IN MAINTAINING OUR NATIONAL SUCCESS IN BOTH ATHLETICS AND ACADEMICS.”**

**— Steve Young (BYU '83) NFL MVP 1992, 1994**

In December 2003, BYU Athletics moved into its new home in BYU's new Student Athlete Building. This complex gives BYU some of the best athletic facilities in the nation

“We have known for a long time that in order to maintain and continue our athletic success, we must provide the very best resources and facilities for our student-athletes. BYU's new athletic complex will achieve that objective,” BYU's former President Merrill J. Bateman said.

Every detail was taken into consideration with this center. For example, the film room is built with a stadium seating structure.

The weight room is two stories and has windows built all around to provide a view of the practice field. The locker room, patterned after the NFL's Philadelphia Eagles, is 75 yards long. There is a rehabilitation room, and three whirlpools adorn the complex. There is a special locker room for former BYU players who want to train in Provo during the off-season and a special office for professional scouts.

Speaking of the new restaurant in the Student Athlete Center, Legends Grille, Former BYU Men's Athletics Director Val Hale said:

“It has the feel of a sports bar with lots of seating and plenty of huge plasma televisions. It's the new hangout in Provo, where fans can come and enjoy the restaurant while enjoying a game on the big screen,” Hale said.

The complex also includes a three-story atrium that houses trophies, plaques and memorabilia from past BYU teams (Athletic Legacy Hall).

“This will be a place where fans can come remember the past,” Hale said.

### SAB QUICK FACTS

**SQUARE FOOTAGE:** 116,000 feet  
**HIGHEST POINT OF ROOF:** 60 feet (outside)  
**DEPTH OF BUILDING:** 160 feet  
**WIDTH OF BUILDING:** 370 feet  
**FIRST FLOOR:**


The first floor of the Student Athlete Center is 48,000 square feet and includes the following: athletic legacy hall, nutrition center, strength and conditioning complex, athletic training, lockers and an issue room.

#### **SECOND FLOOR:**

The second floor is 28,000 square feet and includes coaches' offices, team meeting rooms, nutrition center (second level) and the second level of the strength and conditioning complex.

#### **THIRD FLOOR:**

The third floor is 25,000 square feet and includes the student-athlete academic center, Cougar Club offices, Varsity Club offices and administrative offices.





## BYU's Student Athlete Building State-of-the-Art Features Include:

- Student Athlete Academic Center
- Strength and Conditioning Center
- Nutrition Center and Restaurant
- Training Facilities & Weight Room
- Team Meeting Rooms and Video Conference Rooms
- Football Offices
- Athletic Legacy Hall (Hall of Fame)
- Locker Rooms
- Equipment Room
- Athletic Administration Offices
- Video Facilities
- Apparel and Memorabilia Store



LEGACY HALL DISPLAYS

AERIAL VIEW OF SMITH FIELD HOUSE (BOTTOM LEFT), STUDENT ATHLETE BUILDING (RIGHT), INDOOR FACILITY (CENTER LEFT)



Legends Grille: BYU's new sports dining center on the first and second floors of the Student Athlete Building



# BYU'S MARRIOTT CENTER

2005-06 BYU BASKETBALL



## MARRIOTT CENTER MAGIC

BYU'S HOME COURT IS ONE OF THE NATION'S BEST BASKETBALL ARENAS

BYU's 22,700-seat basketball arena is truly a hoop heaven. There is no place quite like it in college basketball. Over the past 34 years, the Marriott Center has been home to the thrills and cheers of BYU basketball. With a history full of game-winning shots, slam dunks and some of the nation's top attendance marks, the Marriott Center's 22,700 seats have allowed BYU fans to see plenty of excitement since the facility's opening game on December 3, 1971.

The Marriott Center is named for successful Utah businessman J. Willard Marriott and is the third-largest on-campus arena in the country behind Syracuse's Carrier Dome (33,000) and Tennessee's Thompson-Boling Arena (24,525).


The Cougars have a .764 winning percentage in the Marriott Center over its 34 years. BYU has gone 63-9 in the Marriott Center over the past five years, boasting the nation's longest home victory streak over parts of the 2002 and 2003 seasons. Some great games have been played in the Marriott Center, including Danny Ainge and company's 19-point shellacking of No. 7 Utah in 1981 before the Cougars' run to the Elite Eight in the NCAA Tournament. In 2002, BYU put on an incredible run to erase a 21-point second-half deficit and defeat Utah 63-61, helping preserve a perfect 16-0 home record.

*BYU has outscored its opponents 5,317-4,268 while achieving a 63-9 home record over the past five seasons. The Cougars average winning margin over that span is 17 points.*

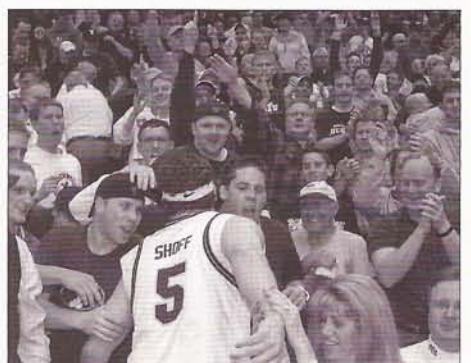
The top three attendance games in the history of the Mountain West Conference have all been played in the Marriott Center. BYU has ranked in the top 25 nationally in paid attendance every year but two since the Marriott Center opened. The Cougars have led the nation three years, finished second four times and been among the top five attendance leaders 19 times over the past 34 years.

In 1972, 1977, 1979 and 1982, BYU hosted NCAA Regionals and also hosted the 1988 Western Athletic Conference Tournament in the Marriott Center. In addition to the fans it draws for basketball, capacity crowds have filled the arena for devotionals, commencement exercises, concerts and pageants. As a sports venue, it has also accommodated tennis, wrestling and volleyball matches and gymnastics meets.






... they are unbeatable in the Marriott Center in Provo ... I'm telling you what, the BYU student section has been ranked No. 1 in my book all season long out of all the places I've been ... They are outstanding as a group.  
— Jimmy Dykes, ESPN Basketball Analyst





# BYU'S MARRIOTT CENTER

2005-06 BYU BASKETBALL




## MARRIOTT CENTER TOP CROWDS

ATTENDANCE	OPPONENT	DATE	BYU	OPP
23,106	Utah	Mar. 7, 1981	95	76
23,084	Utah	Jan. 12, 1980	89	72
23,042	Illinois	Nov. 30, 1979	76	86
23,037	Utah St.	Dec. 27, 1980	104	89
23,025	Air Force	Jan. 18, 1992	66	45
23,023	UCLA	Nov. 26, 1982	82	85
23,006	Utah	Feb. 17, 1979	76	50
22,998	UNM	Feb. 25, 1978	66	71
22,987	Utah	Feb. 3, 1974	89	73
22,985	CSU	Feb. 26, 1972	105	85
22,983	Wyoming	Jan. 24, 1981	84	70
22,977	La Salle	Dec. 29, 1987	95	82
22,953	CSU	Feb. 24, 1979	66	61
22,937	UTEP	Feb. 5, 1972	57	53
22,936	Utah	Mar. 5, 1983	62	64
22,929	Utah	Jan. 15, 1982	74	51
22,918	Utah St.	Jan. 7, 1978	85	84
22,893	Utah St.	Jan. 22, 1972	101	82
22,891	SDSU	Feb. 3, 1979	88	80
22,889	UNLV	Dec. 5, 1981	63	66
22,718	Utah	Mar. 1, 2004	70	57
22,702	CSU	Mar. 8, 2003	67	55
22,580	Utah	Jan. 15, 2000	49	56

"There is no better student crowd in the country period. You can talk all you want about the 'Cameron crazies' and some of the other places across the country, but nowhere do you have as many students, seven to eight thousand, making as much noise as we have here."

— Former BYU Head Coach Steve Cleveland (1997-2005)



**2003 Masters Champion Mike Weir visits the Marriott Center**



**BYU's 2004 National Champion Cheer Squad**

**MARRIOTT CENTER YEARLY ATTENDANCE**

Year	Games	Home	Total	Avg.
04-05	14	6-8	148,860	10,633
03-04	13	13-0	198,906	15,300
02-03	14	13-1	202,556	14,468
01-02	16	16-0	213,952	13,372
00-01	15	15-0	235,575	15,705
99-00	16	14-2	247,120	15,445
98-99	14	9-5	194,810	13,915
97-98	14	4-10	170,901	12,207
96-97	14	1-13	236,523	16,895
95-96	15	11-4	269,730	17,961
94-95	14	14-0	263,730	18,838
93-94	16	14-2	301,995	18,875
92-93	14	13-1	286,596	20,471
91-92	15	14-1	264,869	17,658
90-91	16	10-6	279,660	17,479
89-90	15	15-0	286,779	19,119
88-89	15	10-5	272,235	18,149
87-88	18	16-2	363,602	20,200
86-87	14	10-4	265,140	18,939
85-86	16	12-4	265,158	16,572
84-85	14	9-5	213,628	15,259
83-84	15	14-1	321,714	21,448
82-83	15	9-6	304,137	20,276
81-82	16	11-5	339,586	21,224
80-81	13	13-0	292,580	22,505
79-80	14	12-2	300,713	21,479
78-79	14	14-0	277,020	19,787
77-78	13	9-4	223,216	17,171
76-77	12	6-6	174,588	14,632
75-76	12	7-5	168,136	14,011
74-75	15	9-6	185,940	12,396
73-74	10	6-4	162,510	16,251
72-73	14	11-3	263,523	18,283
71-72	12	12-0	261,815	21,818
<b>Totals</b>	<b>488</b>	<b>372-115</b>	<b>8,257,495</b>	<b>16,921</b>

• The above totals reflect paid attendance

**TOP NATIONAL COLLEGE ARENAS**

1. Syracuse (N.Y.) Carrier Dome, 33,000
2. Tennessee Thompson-Boling Center, 24,525
3. Kentucky Rupp Arena, 23,000 (off campus)
4. BYU Marriott Center, 22,700
5. North Carolina Dean Smith Center, 21,572


**TOP UTAH ARENAS**

1. BYU, Marriott Center, 22,700
2. Utah Jazz, Delta Center, 20,000
3. Utah, Jon M. Huntsman Center, 15,000
4. Weber State, Dee Events Center, 12,000
5. Utah State, Spectrum, 10,270
6. The "E" Center, 10,207
7. Utah Valley St., McKay Events Center, 8,000
8. Southern Utah, Centrum, 5,300
9. Dixie College, Burns Arena, 5,200



# BYU'S MARRIOTT CENTER

2005-06 BYU BASKETBALL



BYU has consistently ranked among the national attendance leaders, averaging 16,921 fans in the 34 year history of the Marriott Center. The Cougars averaged 10,633 fans in 2004-05. Out of the 42 teams with records similar to BYU, only Purdue averaged more fans than the Cougars. BYU even outdrew the regular-season conference champions of 24 out of 31 conferences as well as over half of the teams in the Atlantic Coast Conference, Big XII and Southeastern Conference, and all but Arizona in the Pacific-10.

The Cougars have gone 63-9 at home over the past five years, which included a school-record 44-game home winning streak. The streak came to an end with a 79-75 loss to Utah on Jan. 25, 2003 but was the longest active home winning streak in the nation over parts of the 2001-02 and 2002-03 seasons.

BYU has also owned one of the country's longest nonconference home winning streaks over the last six years, having defeated 40 straight non-league opponents in the Marriott Center. The streak began with a 61-59 win over Utah State on Jan. 2, 1999. Prior to the end of the streak, which came on Nov. 27, 2005 with a 64-67 loss to California, the Cougars had not lost a nonconference home game since Dec. 19, 1998, ironically a 70-71 setback to the Golden Bears. The Cougars have also achieved top nonconference wins on neutral courts with victories over nationally ranked opponents Oklahoma State (2003-04) and Stanford (2001-02).


## BYU IN NCAA ATTENDANCE RANKINGS SINCE THE OPENING OF THE MARRIOTT CENTER

YEAR	RANKING	ATTENDANCE	YEAR	RANKING	ATTENDANCE
1972	1st	21,818	1993	3rd	21,185
1973	1st	18,579	1994	6th	18,875
1974	1st	16,251	1995	5th	18,838
1975	9th	12,563	1996	6th	17,961
1976	3rd	14,011	1997	7th	16,895
1977	4th	14,632	1998 <sup>^+</sup>	--	12,207
1978	3rd	17,168	1999 <sup>^</sup>	20th	13,915
1979	2nd	19,787	2000 <sup>^</sup>	13th	15,445
1980	2nd	21,480	2001 <sup>^</sup>	11th	15,705
1981	2nd	22,506	2002 <sup>^</sup>	21st	13,372
1982	2nd	21,224	2003 <sup>^</sup>	17th	14,468
1983	3rd	20,264	2004 <sup>^</sup>	11th	15,300
1984	3rd	21,448	2005	34th	10,633
1985	7th	15,259			
1986	5th	16,572			
1987	4th	18,939			
1988	5th	20,200			
1989	6th	18,149			
1990	5th	19,119			
1991	6th	17,479			
1992	5th	17,658			

Source: NCAA (note: BYU did not report paid attendance from 1998-2002. Rankings for those years reflect where the Cougars would have been listed in the rankings.)

+ The 25th ranked school averaged 12,353

<sup>^</sup> Unlike prior seasons when student tickets were sold, total paid student attendance is not reflected in average attendance because of All-Sport Card program.



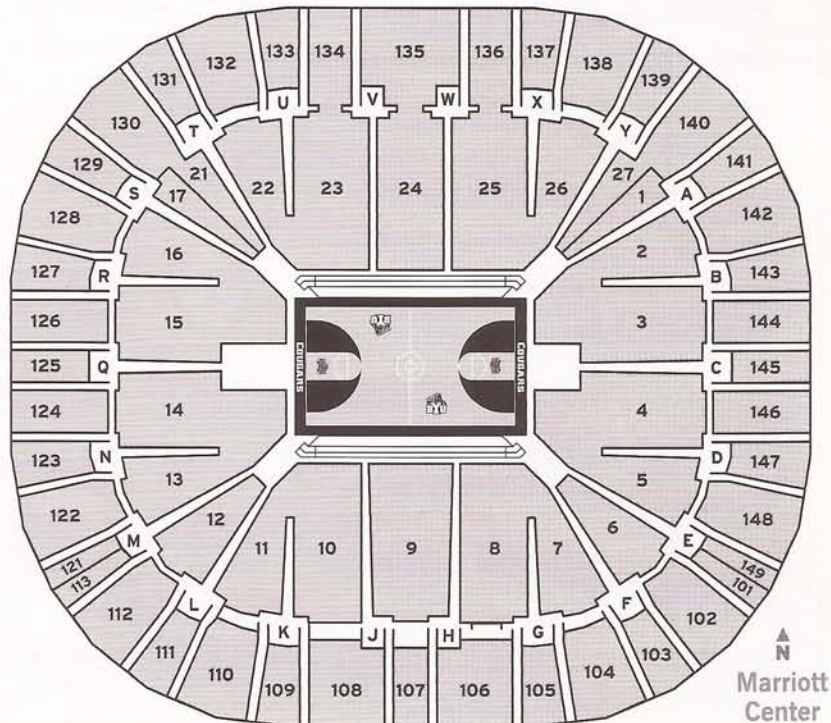
Since the Marriott Center opened 34 years ago, Cougar fans have watched BYU compile a 372-115 record, a .764 winning percentage.

The Marriott Center covers three acres and encloses eight million cubic feet. There are approximately 10,100 chair seats with the balance being bleacher seats. About 40 percent of the seats are below the concourse level. The distance around the concourse level is a quarter of a mile.

The roof, which is the size of two football fields placed side-by-side, is 10 stories high and has 50,000 bolts in it. The four-million pound roof was constructed first at ground level, then raised 38 feet.

"People are always remarking how new the Marriott Center looks compared to how old it is," said Special Events Director Larry Duffin.

There are seven locker rooms, a President's room, two reception rooms, press and interview rooms, men's and women's team rooms and a training room.




▲ N  
Marriott Center



# BYU ATHLETIC EXCELLENCE

2005-06 BYU BASKETBALL

BYU claimed its third men's volleyball national championship since 1999 when AVCA National Player of the Year Carlos Moreno and company won in a five-game thriller in Honolulu in May 2004.



**1999, 2001, 2004 VOLLEYBALL NCAA CHAMPIONS**

## 2004-2005 ATHLETIC PROWESS

BYU TEAM	CONF. FINISH	NCAA FINISH
M-Basketball	7th	NA
W-Basketball	3rd	NA
M-Volleyball	3rd	8th
W-Volleyball	3rd	NA
W-Soccer	2nd	NA
Baseball	2nd	NA
Football	3rd	NA
Softball	1st	25th
W-Cross Country	1st	8th
M-Cross Country	1st	5th
Gymnastics	2nd*	11th
W-Track (indoor)	1st	6th
M-Track (indoor)	1st	15th
W-Track (outdoor)	1st	10th
M-Track (outdoor)	1st	4th
M-Golf	3rd	4th
W-Golf	4th	24th
W-Swimming	2nd	NA
M-Swimming	2nd	23rd
M-Tennis	2nd	NA
W-Tennis	1st	22nd

\* Regional Finish

### AMONG THE VERY BEST

BYU's 10 NCAA team championships, 1,026 All-Americans and 282 conference championships have created a tradition of excellence. The Cougars consistently rank among the nation's top 25 athletic departments in the nation, according to the NACDA Director's Cup standings which measures the overall performance of athletic departments. BYU's 21 athletic teams continually establish themselves among the top teams in the nations.

### NATIONAL CHAMPIONSHIPS

Men's Volleyball	2004
Women's Cross Country	2002
Women's Cross Country	2001
Men's Volleyball	2001
Women's Cross Country	1999
Men's Volleyball	1999
Women's Cross Country	1997
Football	1984
Men's Golf	1981
Men's Track	1970

### NACDA DIRECTOR'S CUP

1996-97	16th
1997-98	18th
1998-99	12th
1999-00	18th
2000-01	17th
2001-02	23rd
2002-03	45th*
2003-04	29th*
2004-05	27th#

\* Men's Volleyball's first and second-place NCAA finishes not counted toward score  
# BYU is the top non-BCS all-around athletic department in the nation





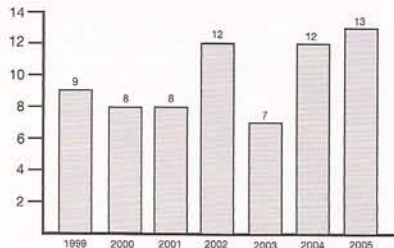
## PRIDE OF THE MOUNTAIN WEST

In the six-year history of the MWC, the Cougars have won 61 of 114 conference championships. That is 54 percent of all championships awarded by the conference—more than all other conference schools combined. In 2000-2001, BYU won all but three conference championships (16 of 19). From 1962 to 1999, BYU also dominated the Western Athletic Conference, winning more championships than any other WAC School. In fact, during the last three decades in the WAC, the Cougars won 60 percent of the WAC Championships—more than all other conference competitors combined. For the third straight season, BYU teams claimed eight MWC Championships during the 2004-05 season.


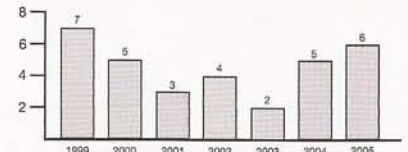


**SEVEN YEARS OF SUCCESS:** *BYU's 21 athletic teams consistently rank among the best in the nation. Over the past seven years BYU teams have finished their respective seasons ranked in the nation's top 25 on 69 occasions and in the nation's top 10 on 32 different occasions. During that span BYU averages 9.9 top-25 finishes and 4.6 top-10 finishes. BYU has also produced six national champions in the last seven years.*

### BYU TEAMS IN NATION'S TOP 25



### BYU TEAMS IN NATION'S TOP 10



All-American Josh Rohatinsky helped lead BYU's men's cross country team to a fifth-place finish at the 2004 NCAA Cross Country Championship. BYU has finished in the nation's top 20 each of the past four seasons.



BYU baseball led the nation in slugging percentage during the 2005 season with a .545 percentage. The Cougars were led by batters Jeff Hiestand (above) and All-American Brandon Taylor.



2005 NCAA triple jump champion Rodrigo Mendes (above) and NCAA pole vault champion Robison Pratt led BYU to a fourth-place finish at the 2005 NCAA Track & Field Championship.



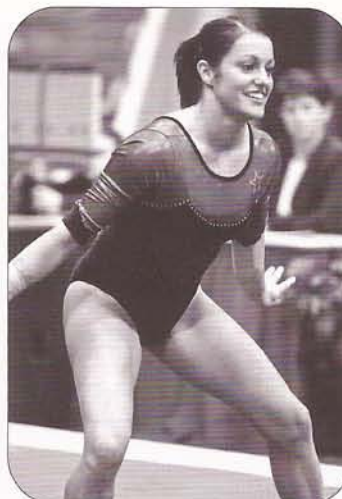
For the second consecutive year, BYU's men's golf team finished in the top 10 in the nation. Led by All-American Oscar Alvarez's seventh-place individual finish, BYU placed 4th at the 2005 NCAA Golf Championship.



BYU's women's cross country team has been simply dominating the past decade, winning the national championship in four out of the last seven years (1997, 1999, 2001, 2002) and finishing second in 1998, 2000 and 2003.



All-American first baseman Janeta Le." helped BYU upset No. 2 California in the first round of the 2005 NCAA Softball Championship. The Cougars finished the season as Mountain West Champions and ranked No. 25 in the nation.



After placing second at the 2005 NCAA West Regional, BYU gymnastics concluded its season at the NCAA Championship where it finished in 11th place. It was the 13th time BYU has finished in the top 20 nationally.



After its second consecutive MWC title, BYU just missed a trip to the NCAA Sweet Sixteen in 2005 and finished the season ranked No. 22. BYU has won 20 women's tennis conference championships in the last 29 years.



Utah's white splendor has been characterized as "The Greatest Snow On Earth." With an average annual snowfall of more than 42 feet, skiing and snowboarding at any of Utah's 14 resorts is truly a winter wonderland. Knee-deep powder and untracked snow are common characteristics of mountain resorts throughout Utah. The Wasatch Mountains provide a backdrop for Utah Valley with high peaks and rugged terrain that give bikers and hikers a taste of wildflower meadows, deep forests and snowcapped mountain peaks. Breathtaking vistas and spectacular views awaken the senses to nature's simple beauties.



A mountain biker's dream come true, Moab is paradise for fat-tire bikers. Just a three-hour drive from Provo, Moab is an old mining town that neighbors Arches National Park, one of six national parks and seven national monuments within a half-day drive from Provo. Ascending to higher elevations, clear mountain streams and rushing rivers wash through green landscapes and deep forests. The numerous canyons surrounding Utah Valley are full of mountain springs, lakes and waterfalls.

With a population over 377,000 people, Utah County offers all the conveniences of a major metropolitan community. Just 40 minutes south of Salt Lake City, host of the 2002 Winter Olympics, Provo also offers various recreational activities. Known for its incredible skiing and central location to 15 national parks and monuments, Utah County attracts visitors from around the world.

The Utah Valley metropolitan communities of Provo and Orem are home to a growing high-tech mecca, including the world headquarters for many computer and technology corporations. The Provo/Orem area boasts one of the highest standards of living in the country and has been rated by several experts as one of the top areas to live in

the United States. In a 2001 FBI report, the Provo/Orem metropolitan area had the second lowest violent crime rate in the nation. Utah Valley is an excellent educational environment with high-quality health care, a below average crime rate and rich cultural and recreational opportunities for its citizens. In fact, in May 2003 *Forbes* rated Provo as the sixth best city in the country for businesses and careers. The Utah Valley area has also been ranked among the top 20 places to live in the nation (according to *Money Magazine*) for the past five years. In September 1991, the magazine rated the area no. 1 on its list of the top 300 places in the nation to live. *Fortune* magazine also considers Provo to be the "third high-tech cluster in the U.S."

The Sundance Institute, located in Provo Canyon, offers locals and visitors an opportunity to experience some of the region's artistic culture. Every year, some 20,000 people attend Robert Redford's Sundance Film Festival. Several films that premiered at the festival have been the recipients of Oscar, Emmy and International Film Festival awards. Sundance offers year-round activities that can be enjoyed by everyone, including its ski resort, summer outdoor theater, fine dining and shopping.

**Utah Valley is a major gateway to six national parks, seven national monuments, two national recreational areas, six national forests and 44 state parks.**







## THE VICTORY BELL

The original Y bell traveled across the plains with the early pioneers of The Church of Jesus Christ of Latter-day Saints and was used to call meetings among the saints and to announce any deaths in the community. Donated to the Brigham Young Academy in 1875, it was used to begin and dismiss classes until it was destroyed in a fire in 1884. The Academy went without a bell for the next 28 years, using instead a variety of instruments as a class bell.



Rung after each BYU victory, the bell was quieted in 1949 after a basketball win over rival Utah. Several overzealous students climbed the tower and vigorously beat upon the bell until it cracked. Repaired with a bronze patch in 1954 by Frank Hemingway, the bell was removed from the education building and mounted on a trailer so it could travel with BYU's teams to away games.

Its mobility proved its downfall as it was stolen in 1958 to be found six months later in a Springville field. The theft prompted the construction of a bell tower on BYU's upper-campus overlooking the Smith Fieldhouse.

Dedicated in 1959, the tower served well until 1973 when the bell fell while ringing in the dedication of the Marriott Center. The supporting yoke above the bell was broken and the bell shattered. The bell was soon repaired by Ray Mortenson of the BYU Maintenance shop using electric welding—miraculously maintaining its previous tone—and was remounted in the tower.

In 1978, the bell was moved to its current home on the southwest corner of the Marriott Center. The open arch tower was designed by BYU landscape architect Boyd Dawler and is made of the same cast stone as the exterior pillars of the Marriott Center. Although the old bell tower above the Smith Fieldhouse no longer stands, the massive steel I-beams that supported the tower have now been converted into the strongest park benches in the Intermountain West.

Over the years the ringing of the bell has come to represent honor, achievement and spirit, and has inspired several poems and songs from BYU faculty and alumni. Clyde D. Sandgren, who composed the Cougar Fight Song, penned a verse that was sung at the dedication of the upper-campus bell tower. As BYU victories have become more and more commonplace in recent decades, the ringing of the "Y bell" after each win has renamed it the "Victory Bell."

## COUGAR FIGHT SONG

Penned in 1932 by Clyde D. Sandgren, "The Cougar Song" is the anthem of BYU sports. The Cougar Fight Song is sung to welcome the basketball team out onto the court as well as being sung after each touchdown and field goal at football games. Traditionally, fans remain seated through the verse and then stand, chant and shout through the chorus. Carried by some 20,000 voices "The Cougar Song" can be an intimidating musical number to an opposing team as the Marriott Center thunders to its tune.

Although written and composed in 1932, the song was not copyrighted and presented to the University until 1947. In addition to "The Cougar Song" Sandgren wrote and composed "The Old 'Y' Bell" which was sung at the dedication of the upper-campus bell tower that housed the Victory Bell before it was moved to its current location outside the Marriott Center.

A 1937 graduate of BYU, Sandgren went on to obtain a law degree from St. John's University. He then became a partner of the New York law firm Burroughs and Brown until 1947 when he decided to return to his native Provo to establish his own law practice. Sandgren later served as general counsel and vice president of BYU. Although he passed away in 1989, Sandgren's memory lives on through the voices of Cougar fans across the nation.

The Cougar Song  
By Clyde D. Sandgren, 1932

*Rise all loyal Cougars and hurl your challenge to the foe.  
You will fight, day or night, rain or snow.  
Loyal, strong, and true  
Wear the white and blue.  
While we sing, get set to spring.  
Come on Cougars it's up to you. Oh!*

*Rise and shout, the Cougars are out  
along the trail to fame and glory.  
Rise and shout, our cheers will ring out  
As you unfold your vict'ry story.*

*On we go, to vanquish the foe for Alma Mater's sons and daughters.  
As we join in song, in praise of you, our faith is strong,  
We'll raise our colors high in the blue,  
And cheer our Cougars of BYU.*






## Y MOUNTAIN

Preparations for placing the initials BYU on the mountain-side began in April of 1906 when president George H. Brimhall commissioned surveyors for the letters "B," "Y" and "U." The letter "Y" was first laid out to ensure that the initials were properly centered on the mountain. Beginning in the early morning, students formed a line that zigzagged up the mountain. Standing eight feet apart, each student would carry a load up to the next and then return for another.

The project, which many expected to be completed by 10 a.m., lasted until 4 p.m. and only the "Y" was covered. After such a laborious day of work, plans to fill in the other two letters were scrapped. Covered with a thin layer of lime powder, the letter was in need of constant repair. Hoping to make it more permanent, a layer of rock was added in 1907. The next year, 20,000 pounds of sand and cement were carried up the mountain to form a three-foot high wall around the letter to hold it together. Several years later the letter underwent a facelift as the blocks, or serifs, were added to it to give it its current appearance.

A nationally recognized symbol of BYU, Y Mountain is a featured shot of almost every Cougar game broadcast on television. Located about one-half mile east of campus and halfway up the mountain, the "Y" looks out over the valley and is one of its most prominent features.



Y Mountain: directly east of BYU campus

## COSMO

The cougar, chosen as BYU's mascot by former coach Eugene L. Roberts in the early 1920s, has undergone a tremendous evolution since its inception to become what is now known as the feline phenomenon of Cosmo the Cougar. Beginning in 1924 when BYU purchased a pair of cougar cubs for 50 cents each to excite BYU fans at athletic events, live cougars prowled the sidelines of BYU games on a regular basis through the late 40s and on special occasions through the 60s.

The original cubs were housed on the south side of campus until 1929 when they managed to break out of their cage, kill two dogs and begin stalking livestock on nearby farms. Both were recaptured later the same day. Three weeks later, one cougar died and the other was taken to the old Salt Lake Zoo. BYU procured its mascots from nearby zoos and local bounty hunters but never



Cosmo leads Cougar fans in a cheer.

owned its own cougars again.

Cosmo the Cougar, the brainchild of pep chairman Dwayne Stevenson, made his first official appearance before BYU fans on October 15, 1953. At a cost of 73 dollars for the costume, Daniel T. Gallego, Stevenson's roommate, became the first man under the fur. The name given the big cat was derived from BYU's diverse student body.

"BYU was a very international, cosmopolitan school and that is where we got the name Cosmo," said Gallego.

With more than a half-century of service to the BYU community, Cosmo has become an icon of Cougar sports to fans and foes across the country. Through Cosmo's Kids Club and Cosmo's Corner, he is helping raise another generation of BYU fans. Prowling the sidelines for the Cougars, his antics add to the experience of game day at BYU. Cosmo brings out the best of Cougar spirit in fans at athletic competitions both home and away.

## THE COUGARETTES

One of BYU's lesser-known jewels, the Cougaretttes are more than a sideline attraction at football games and other athletic events. Named one of the top 25 dance teams in the nation by *Dance Spirit Magazine*, the Cougaretttes have earned national respect on the dance floor by claiming the National Collegiate Dance Team title in 1997, 1998, 1999 and again in 2001. They missed a five-year reign as national champions by a mere .02 points, placing second in 2000. The Cougaretttes have been credited with raising the level of competitive collegiate dance to a new and respected level.

Established in 1946, the Cougaretttes enhance the overall game-day experience at BYU. Each year, more than 100 girls try out for this elite team of entertainers. Once pared down to 16 dancers, give or take one or two, the Cougaretttes tackle a rigorous practice regimen that not only consists of choreographing their routines but also includes strength and flexibility training to prepare them for their performances at games, concerts and other special presentations.

An exciting and talented part of the pageantry that surrounds BYU's athletic success, the Cougaretttes have reached an unprecedented level of achievement in their own field and are more than happy to bring their talents to the playing field for the Cougars.



## THE OLD OQUIRRH BUCKET


The Old Oquirrh Bucket (named after the Oquirrh Mountains to the west of Salt Lake City) is the symbol of in-state basketball supremacy in Utah. Each year the trophy is awarded to the in-state college team (Utah, BYU, Southern Utah, Utah State and Weber State) which has the best won-loss record against in-state competition. In 2001, BYU posted a 4-1 record against in-state schools and brought home the bucket for the first time since 1994. Following are the winners since the trophy was born in the 1974-75 season:

1974-75	Utah State	1989-90	Utah
1975-76	Utah State	1991-92	BYU
1976-77	Weber State	1992-93	Weber State
1977-78	Utah	1993-94	BYU
1978-79	BYU	1994-95	Utah
1979-80	BYU	1995-96	Utah
1980-81	Utah	1996-97	Utah
1981-82	BYU	1997-98	Utah
1982-83	Utah State	1998-99	Utah
1983-84	Utah State	1999-00	Weber State
1984-85	Utah State	2000-01	BYU
1985-86	Weber State	2001-02	Utah State
1986-87	BYU	2002-03	Utah
1987-88	Utah	2003-04	Utah
1988-89	Utah	2004-05	Utah State





**ACADEMIC EXCELLENCE AT BRIGHAM YOUNG UNIVERSITY**



The toughest challenges any student-athlete will face while in college may not line up across from him in a different color jersey. Splitting their time between the classroom, the weight room, the training room and the field can make academic success a more difficult challenge than any they will face on the field.

The BYU student-athlete is not alone in his or her quest for academic excellence. As a team surrounds him in the field to help him reach another championship, a different team is in place to help him attain his academic goals.

E. J. Caffaro and his staff in the Student Athlete Center are in charge of monitoring players' success in the classroom and their progress toward graduation. The Student Athlete Center staff serve as mentors to the players and are active participants in their academic careers from the time they arrive. Caffaro, who coached football and basketball for the past 15 years at Snow College and Ricks College before coming to BYU, knows well the demands placed on student-athletes.

"We understand what the players are going through day to day. We talk schedules with the freshmen and try to get them into certain classes to help get them acclimated to the workload," said Caffaro. "We want to emphasize good structure and support in their academics."

As mentors, they monitor players' progress from registration through finals. They have access to players' grades and, should signs of problems arise, they try to solve them before they become serious. Tutors are available through the

**BYU's name resonates from East to West, thanks in no small part to the efforts of more than 600 student-athletes competing at the highest levels. In 2004-05, Cougar teams won eight league championships, with 12 advancing to NCAA play, and achieved 13 top-25 finishes, the most since the 1993-94 season. This success, however, isn't limited to the field of play. During 2004-05, a conference-high 249 BYU student-athletes were named Academic All-Mountain West Conference — 112 more than any other MWC institution.**


Student Athlete Center at any time yet the athlete must take the initiative to arrange it. Should an athlete's GPA fall below 2.5, Caffaro and the other mentors will take a more active role in that athlete's aca-

demics by placing the athlete on study table.

Once on the study table program, an athlete will be under a rigorous system of checks and balances to ensure that they are getting their class work taken care of. Caffaro and the other mentors take it upon themselves to arrange tutors for athletes on study table and follow up with the tutors to make sure the work is getting done.

Each Monday morning, all study table athletes meet at 7 a.m. to plan their week, giving time for classes, workouts, team meetings and homework. It also requires athletes to attend study hall between four to six hours a week. In addition, runners are sent to classes to make sure the athletes are attending so they don't fall behind.

Year after year BYU leads the conference in academic honors. Without question, BYU is a university that places strong emphasis on helping a student-athlete find academic success and prepare for a lifetime of excellence.



"Whatever we need to do academically, Coach Rose is on board. He doesn't just want his players to be eligible; he wants them to be making serious progress towards graduation."

— E.J. Caffaro, Student Athlete Center Director,  
Basketball Academic Coach

*GRADUATES: Former Cougar football standouts Setema Gali Jr. (left) and Kalani Fafita Sitake (right).*



## STUDENT ATHLETE ACADEMIC CENTER (SAAC)

BYU student-athletes are seeking to excel academically, athletically, and are preparing for life after they graduate. The transition into university life can be challenging for any student. This is especially true for student-athletes who are expected to be good students and outstanding athletes. They are also under obligation to understand and comply with a variety of NCAA rules and regulations in order to be eligible to compete. The Student Athlete Academic Center was created to provide a place where student-athletes can receive support and resources as they pursue their goals.

### TUTORING

Personal tutors are provided for athletes through the Student Athlete Academic Center with funds made available by the Cougar Club. Tutors are hired to tutor multiple subjects. To obtain a tutor, student-athletes may contact their academic advisor.

### MENTORS

Mentors are available for any student-athlete through the Student Athlete Academic Center. Incoming freshmen will be assigned a mentor for their first semester. Mentors are

equipped with the basic word processing programs: Word, Excel, and PowerPoint. Internet is accessible on some computers. Computers can be checked out before away games and should be checked in upon the athlete's return.

### NCAA CHAMPS/LIFE SKILLS

The BYU Athletics Department is an active participant in the NCAA CHAMPS/Life Skills Program. The services provided by the Student Athlete Academic Center target each of the five commitments of the CHAMPS/Life Skills program.



One of the main priorities of the Center is to assist student-athletes as they transition into the BYU culture and the world of college athletics. Student-athletes are assigned an academic advisor to help them register for classes and monitor their progress toward graduation. The advisor is the contact person for student-athletes who have academic or eligibility questions and concerns. The advisor also helps student-athletes make connections with other campus resources such as the Counseling and Career Center, Multicultural Student Services, University Accessibility Center and College Advisement Centers.

### ACADEMIC ADVISEMENT

The main focus of the Student Athlete Academic Center is to help student-athletes graduate on time. To achieve this goal, academic advisement is provided to all student-athletes. Advisors are available to help students-athletes register for classes, monitor athletic eligibility, secure tutorial help, and provide on-going support and encouragement. The academic advisors assist student-athletes by having them set weekly and semester goals, teaching them time management and academic success strategies and helping them communicate effectively with their professors. Advisors also assist the coaching staff in monitoring the day-to-day progress of student-athletes who struggle academically.

most often fifth-year student-athletes or graduate students. Mentors provide time management help, study skills, test-taking tips, help adjusting to college, etc. The academic advisor for each team helps arrange for mentors.

### COMPUTER LABS AND LAPTOP COMPUTERS

The computer lab is located in the Student Athlete Academic Center and is an Access Point Lab available for all students. Athletes can utilize the computers for research and writing papers. E-mailing and surfing the Internet is not considered legitimate study hall time, but is permissible when not in study hall. Laptop computers are available on a first-come first-serve basis. The computers are

### COMMITMENT TO ACADEMIC EXCELLENCE

A primary goal of the Student Athlete Academic Center is to ensure that every student-athlete graduates with a bachelor's degree in their chosen field of study. To achieve this goal, the Center provides a team advisor as part of the comprehensive academic support program. Each athlete has regular visits with his/her team advisor who assists with registration and monitors progress toward graduation. Tutoring is also available for every student-athlete. The Student Athlete Academic Center is conveniently located on the third floor of the new Student Athlete Building.

### COMMITMENT TO ATHLETIC EXCELLENCE

The Student Athlete Academic Center employs a sport psychologist to provide performance enhancement interventions for BYU teams, coaches and student-athletes. These interventions include: increasing awareness for sport performance, goal-setting, arousal regulation through relaxation and energizing techniques, imagery training, confidence building through self-talk strategies, developing pre-competition plans, concentration (focusing) training and team-building interventions. The overall objective of these types of interventions is to assist individual student-athletes and athletic teams to perform at consistently high levels. Personal counseling is also available through the sport psychologist as needed.

### SERVICES AVAILABLE IN THE STUDENT ATHLETE CENTER INCLUDE:

- Academic Advising
- Career Counseling and Testing
- Community Service Opportunities
- Computer Lab
- Group Study Sessions
- Laptop Computers
- Leadership Opportunities (Cougar Council)
- Mentoring
- Sport Psychology
- Study Facilities
- Tutoring



## COMMITMENT TO PERSONAL DEVELOPMENT

Student Athlete Academic Center personnel are also active in teaching classes designed to promote leadership, emotional well-being, personal growth and decision-making skills. Student-athletes are taught about some of the unique issues they face in the world of college athletics and how to thrive in the university setting and beyond.


## COMMITMENT TO CAREER DEVELOPMENT

A career specialist is available to assist student-athletes with a variety of career issues. They receive help in choosing a major, building their resume, establishing a career network and preparing for their transition from college athletics into the world of work. These services are available through individual consultation, workshops, computer programs and University courses. Career exploration and career transition classes are highly recommended to all student-athletes. Internship and employment opportunities are also made available through the Career Network, which is made up of Varsity Club and Cougar Club members.



## COMMITMENT TO SERVICE

A vital part of Brigham Young University's involvement in the CHAMPS/Life Skills program includes a commitment to service. The CHAMPS program supports the philosophy that all student-athletes have inherent talents that allow them to excel in athletics and in life. Athletes provide valuable role models and have many unique opportunities to serve their campus and surrounding communities. The Student Athlete Academic Center coordinates service opportunities networking with schools, churches and community events. Many requests for service projects are received throughout the year. Student-athletes are expected to be involved in at least three hours of community service per semester. Student-athletes enjoy the opportunity to be involved in serving and find these opportunities fun and rewarding.



## CHAMPS / LIFE SKILLS PROGRAM COMMITMENT STATEMENTS

### COMMITMENT TO ACADEMIC EXCELLENCE

To support the academic progress of the student-athlete toward intellectual development and graduation.

### COMMITMENT TO ATHLETIC EXCELLENCE

To build philosophical foundations for the development of athletic programs that are broad-based, equitable and dedicated to the well-being of the student-athlete.

### COMMITMENT TO PERSONAL DEVELOPMENT

To support the development of a well-balanced lifestyle for

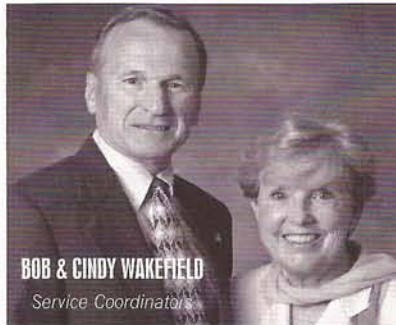
student-athletes, encouraging emotional well-being, personal growth and decision-making skills.

### COMMITMENT TO CAREER DEVELOPMENT

To encourage the student-athlete to develop and pursue career and life goals.

### COMMITMENT TO SERVICE

To engage the student-athlete in service to his/her campus and surrounding communities.



**BOB & CINDY WAKEFIELD**  
Service Coordinators

For more information about the BYU Student Athlete Academic Center, go to: [http://www.byucougars.com/student\\_athlete\\_center/](http://www.byucougars.com/student_athlete_center/)



**E.J. CAFFARO**  
SAAC Director  
Basketball Acad. Coach



**JIM HAMBLIN**  
Football Academic  
Coach



**JAMAL WILLIS**  
Football Academic  
Coach



**RON CHAMBERLAIN**  
Assistant SAAC Director/  
Psychologist



**SANDY THOMAS**  
Academic Advisor/  
Employment Specialist



**LISA SWENSON**  
Academic Advisor



**JACLYN PRICE**  
Administrative Assistant



# COUGAR CLUB

2005-06 BYU BASKETBALL

With the donations and support of nearly 5,000 members nationwide, the Cougar Club has helped BYU build one of America's strongest collegiate athletic programs. Through its fund-raising and promotional mission, the Cougar Club is ensuring the future success of BYU athletics.

Loyal Cougar Club members across America are building the foundation for BYU's future athletic victories. The changing nature of collegiate athletics means that to compete at the highest levels, BYU must raise more money every year. The costs associated with being one of the nation's top programs continue to rise dramatically. With that challenge in mind, the support of Cougar Club and its members becomes an even more important key to the future growth of BYU athletics.

"The BYU donors and fans make all the difference," says Cougar Club Executive Director Michael Middleton. "For our teams to continue to achieve national prominence, the Cougar Club needs to continue to grow."

## FUNDING

Cougar Club donations are used for many vital projects, including:

- Funding the entire athletic program's recruiting expenses, helping BYU coaches to attract some of the world's premier athletes to Provo, Utah.
- Building new facilities including the Indoor Practice Facility, Student Athlete Building, and Miller Baseball/Softball complex.
- Supporting the Student Athlete Academic Center, which includes sponsoring academic tutoring for student athletes, providing laptop computers for the athletes to use when traveling, and sustaining an endowment that provides spring/summer and post-eligibility scholarships that assist current and former athletes to finish their degrees.

## MEMBER BENEFITS

There is a Cougar Club membership level for every fan who wants to help BYU continue to build a strong athletic tradition. Individuals and businesses annually make tax-deductible Cougar Club contributions of between \$50 and \$1,000—based on their financial ability to give and the athletic benefits they want to receive. To acknowledge the generosity of Club members, the athletic department makes a number of benefits available to Club members, including priority seating, parking passes, and Club events. However, the greatest benefit of membership is knowing that the Cougar Club is helping BYU athletics continue to be one of the nation's top collegiate athletic programs.

**"FOR MORE THAN THREE DECADES, THE COUGAR CLUB HAS BEEN THE LIFE BLOOD OF BYU ATHLETICS. WE ARE GRATEFUL FOR ALL THE GENEROUS CONTRIBUTIONS OF OUR FANS."**

## COUGAR CLUB BENEFITS

- Seating priority for home and away sporting events, bowl games and postseason tournaments
- Tax deduction
- Parking passes
- *Cougar Club Newsletter* and athletic publications
- Monthly luncheons with BYU coaches and athletes
- Invitation to annual Y-Awards Banquet
- Privileges for Club events and Club travel
- Annual "Meet the Team" football reception
- Discounts on exclusive BYU merchandise and commemorative memorabilia




## REASONS TO SUPPORT BYU AS A COUGAR CLUB MEMBER

1. With costs increasing more rapidly than ticket revenue, additional support is necessary to maintain a full athletic agenda.
2. Vital Cougar Club funds help maintain a strong athletic department.
3. BYU's athletic success is dependent on its ability to recruit outstanding student-athletes. Cougar Club provides the essential resources to bring recruits to campus for recruiting visits and to send coaches on the road for recruiting trips.
4. Club funds strengthen the women's athletic program, helping it to achieve equality with other established programs.
5. Club funds help to provide the best facilities possible.
6. A strong athletic program provides opportunities for talented young people to develop their full potential.
7. A winning athletic program brings positive state and national recognition to Provo and enhances the local business climate and quality of life.

Become a member by contacting us at (801) 422-2583 or 1-800-426-4298, or by e-mail at [cougar-club@byu.edu](mailto:cougar-club@byu.edu).

## ANNUAL CONTRIBUTION

YOUNG ALUMNI .....	\$50
COUGAR .....	\$100
BRONZE COUGAR .....	\$200
SILVER COUGAR .....	\$500
GOLDEN COUGAR .....	\$1,000
LEGACY .....	\$10,000 OR MORE



**"The greatest benefit of your Cougar Club membership is knowing that you are helping BYU Athletics become one of the nation's best collegiate programs."**

**WWW.COUGARCLUB.COM**

**1-800-426-4298**



**CECIL O. SAMUELSON**  
*University President*

Cecil O. Samuelson began his work as the 12th president of Brigham Young University on May 1, 2003.

Dr. Samuelson is a Salt Lake City native who served at the University of Utah as professor of medicine, dean of the School of Medicine and vice president of health sciences. Prior to his call as a full-time General Authority

of The Church of Jesus Christ of Latter-day Saints, he was senior vice president of Intermountain Health Care. He holds a bachelor of science degree, a master's degree in educational psychology and a medical degree from the University of Utah.

He fulfilled his residency and held a fellowship in rheumatic and genetic diseases at Duke University Medical Center in Durham, North Carolina. He has received numerous scholastic honors and is the author or co-author of 48 original publications, eight books or chapters of books and 13 abstracts. He also has served as a director, officer or member of several national medical and hospital organizations.

Dr. Samuelson was called in 1994 to serve The Church of Jesus Christ as a member of the First Quorum of the Seventy. At the time of his assignment to BYU, he was a member of the Presidency of the Seventy. He has served The Church of Jesus Christ also as a regional representative, stake president, stake high councilor, branch president and missionary. He has served as president of two areas of The Church of Jesus Christ: the Utah North Area and the Europe North Area.

He and his wife, Sharon Giaouque Samuelson, have five children and five grandchildren.



**K. FRED SKOUSEN**  
*Advancement Vice President*

Dr. K. Fred Skousen is in his sixth year as advancement vice president of Brigham Young University. Previously, he was Dean of the Marriott School of Management and Director of the School of Accountancy at BYU. He earned a Bachelor's degree from BYU and Masters and Ph.D. degrees from the University of Illinois.

Dr. Skousen has been a consultant to the Financial Executive Research Foundation, the Controller General of the United States, the Federal Trade Commission and to several large companies. During the summer of 1969, he was a Faculty Resident on the staff of the Securities and Exchange Commission in Washington, D.C. During the summer of 1973, he was a Faculty Fellow with Price Waterhouse & Co., in Los Angeles. Dr. Skousen currently serves on the board of directors of several corporations.

Dr. Skousen taught at the University of Illinois and the University of Minnesota prior to joining the faculty at BYU. Professor Skousen was appointed to a nine-member National Commission on Professional Accounting Education in 1982. Dr. Skousen held the J. Willard and Alice S. Marriott Chair of Management at BYU from 1989-1998. Dr. Skousen is the author or co-author of more than 50 articles, research reports and books, including: "An Introduction to the SEC," "Intermediate Accounting," "Accounting: Concepts and Applications," and "Financial Accounting." Fred and his wife, Julie, have five sons, one daughter and 20 grandchildren.



**TOM HOLMOE**  
*Athletics Director*

On March 1, 2005, President Cecil O. Samuelson announced the appointment of Tom Holmoe as Director of Athletics at Brigham Young University. Holmoe is the 12th athletics director in school history and the first to oversee both the men's and women's sports programs.

A former Cougar defensive back from 1978-82, Holmoe returned to BYU in July 2001 as Associate

Athletic Director of Development. As part of his responsibilities, he supervised the Cougar Club, served as the department's liaison with the LDS Foundation and worked on the capital campaign to raise funds for the University's new athletic facilities. Holmoe took over an athletics department that was consolidated from separate men's and women's programs in September 2004.

A native of La Crescenta, Calif., Holmoe came to BYU on a football scholarship in 1978. He became a starter as a sophomore in 1980 and led the Western Athletic Conference with seven interceptions. Holmoe went on to earn first-team Western Athletic Conference honors as a senior in 1982 and was selected in the fourth round of the 1983 NFL draft by the San Francisco 49ers. During his five years at BYU, the Cougars won five straight WAC titles. In his seven-year NFL career, Holmoe played on three Super Bowl teams with the San Francisco 49ers in 1984, 1988 and 1989. In addition, he won a fourth title as the 49ers secondary coach in 1994.

After retiring from pro football, Holmoe entered the coaching ranks, returning to BYU to serve as a graduate assistant under LaVell Edwards in 1990 and 1991. Holmoe then accepted an offer from Bill Walsh to become the Stanford secondary coach in 1992, where he remained for two seasons. The Cardinal was PAC-10 tri-champions in 1992 with a 10-3 overall record, including a win over Penn State in the Blockbuster Bowl. In 1994, Holmoe returned to the 49ers, serving as George Seifert's defensive backfield coach for two seasons. Two years later in 1996, Holmoe joined the University of California staff as defensive coordinator under Steve Mariucci. Following Mariucci's departure to the NFL, Holmoe assumed duties as head coach of the Golden Bears' football program from 1997 until resigning after the 2001 season.

Holmoe graduated from BYU with a degree in zoology in 1983 and received a Master's degree from BYU in athletic administration in 1995. He and his wife, Lori, live in Provo with their four children.



**PETER PILLING**  
Senior Associate AD



**JANIE PENFIELD**  
Senior Woman Administrator



**BRIAN SANTIAGO**  
Associate AD/Operations



**MIKE KING**  
Associate AD/Finance



**DUFF TITTLE**  
Associate AD/Communications



# ATHLETIC ADMINISTRATION

2005-06 BYU BASKETBALL



**LARRY ECHOHAWK**  
Faculty Representative



**TONY JEWKES**  
Athletic Marketing Director



**KAREN TEBBS**  
Director Corporate Partnerships



**TODD SLEIGHT**  
Director of Promotions



**DAVE BROBERG**  
Athletic Publications Director



**EMILY DEANS**  
Olympic Sports Marketing



**BRETT PYNE**  
Assist. Media Relations Director



**RALPH ZOBELL**  
Web/Programs Coordinator



**NORMA COLLETT**  
Assist. Media Relations Director



**JEFF REYNOLDS**  
Assist. Media Relations Director



**JENNY WHEELER**  
Athletic Comms. Office Manager



**MATT NIX**  
Special Events Manager



**MIKE MIDDLETON**  
Cougar Club Exec. Director



**ROBBIE BOSCO**  
Athletic Development



**GREG VEHAR**  
Cougar Club Assist. Director



**ANGELIQUE CHRISTENSEN**  
Executive Secretary to the AD




**BEVERLY COZZENS**  
Accounting Specialist



**JULIE CHAMBERS**  
Assistant Controller



**DR. BRENT RICH**  
Team Physician



**DR. KIRT KIMBALL**  
Team Orthopedic Surgeon



**DR. JAMES MORGAN**  
Team Dentist



**GAYE MERRILL**  
Head Athletic Trainer



**MARK PHILBRICK**  
University Photographer



**JAREN WILKEY**  
Assistant Photographer



**JIM KIMMEL**  
Compliance Director



**CHAD GWILLIAM**  
Assist. Compliance Coord.



**MIKE AVERETT**  
Special Events Custodial



**LARRY DUFFIN**  
Special Events Director




**DAVID MILES**  
Special Events Asst. Director



**CLARK LIVSEY**  
Ticket Manager





# THE MOUNTAIN WEST





# THE MOUNTAIN WEST

## AN ELITE NINE-TEAM CONFERENCE THAT STANDS ABOVE THE REST

From its inception in 1999, the Mountain West Conference has been committed to excellence in intercollegiate athletics, while promoting the academic missions of its member institutions. Progressive in its approach, the MWC continues to cultivate opportunities for student-athletes to compete at the highest level, while fostering academic achievement and sportsmanship. Now in its seventh year, the MWC has been assertive in its involvement with the NCAA governance structure and has taken a leadership role in the overall administration of intercollegiate athletics.

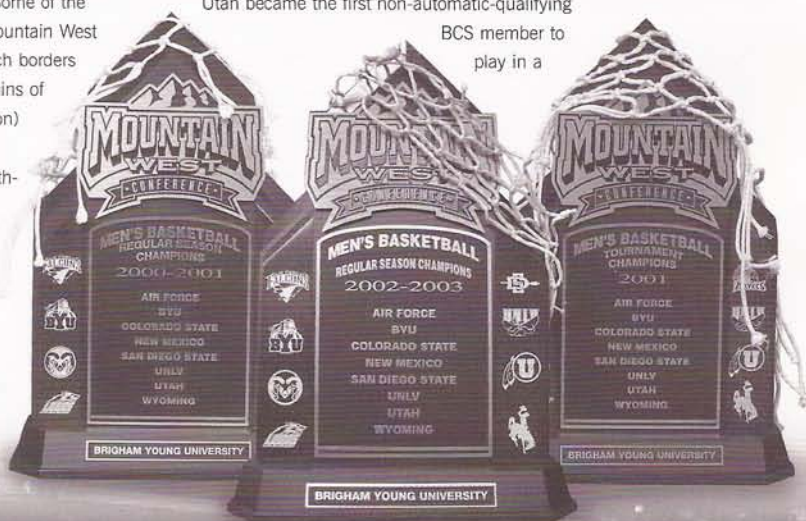
The Mountain West Conference is noted for its geographic diversity. Some of the most beautiful terrain and landscapes in the nation can be found within Mountain West Conference boundaries, including the majestic Rocky Mountain range, which borders four MWC schools (Utah, BYU, Air Force and Colorado State). The high plains of Wyoming (elevation 7,220 feet – the highest Division I campus in the nation) contrast with the desert city of Las Vegas (the fastest growing metropolitan area in the West) and the Pacific Ocean locale of San Diego State. The southwestern flavor of New Mexico complements the western heritage and culture of Fort Worth, Texas, home of the MWC's newest member, TCU.

### MWC WELCOMES TCU

The MWC navigated through the changing landscape of intercollegiate athletics when it announced in January 2004 that TCU would become the league's ninth member beginning with the 2005-06 athletic season. As realignment swept through several NCAA Division I conferences, the

MWC remained focused in its mission and objectives, strengthening its membership for the road ahead. Founded in 1873, TCU will participate in 18 Mountain West Conference sports. The Horned Frogs have captured 16 conference championships the last four years, and their athletic tradition reaches back to their first season of football in 1897.

The 2004-05 academic year marked several milestones for the MWC. Most notably, Utah became the first non-automatic-qualifying BCS member to play in a





BCS bowl game as the Utes defeated Big East champion Pittsburgh, 35-7, in the Tostitos Fiesta Bowl. Utah quarterback Alex Smith, a Heisman Trophy finalist, directed the Utes to a perfect 12-0 season and was selected by the San Francisco 49ers as the No. 1 pick in the NFL draft, April 23, 2005. Smith was the first MWC student-athlete to be named National Player of the Year, earning the accolade from Sports Illustrated, The Sporting News and ESPN.com.

The momentum would continue into the men's basketball season for Utah as sophomore sensation Andrew Bogut led the Utes to the NCAA Sweet 16. Bogut became the MWC's second National Player of the Year, as selected by Chevrolet/CBS Sports, the United States Basketball Writers Association (USBWA) and the Associated Press. Bogut also picked up the Naismith Trophy, the John R. Wooden Award, and honors from the NABC as Division I Men's Player of the Year and the Pete Newell Big Man of the Year.



14-year agreement with CSTV, giving the fastest-growing independent cable network exclusive rights to Mountain West Conference football and men's basketball, plus coverage for all other MWC sports. With a "fans first" focus, CSTV has assured that MWC constituents will see more MWC sports at more convenient times and in more media platforms than ever before. The agreement incorporates all Conference-related media and marketing rights, including all television, national over-the-air and satellite radio, video-on-demand, and online and broadband rights. The multi-media partnership also includes Mountain West TV, the first-ever regional sports network dedicated solely to an intercollegiate athletic conference.

The MWC has produced over 425 All-America selections among its 19 sponsored sports in the last six years, including a league record 79 All-America honorees in 2003-04. Over 60 MWC student-athletes have also earned Academic All-America accolades in that span. The MWC has sent at least 30 teams to NCAA postseason events each of the past six years, and the past two years, 75 MWC teams have earned NCAA postseason berths.

BYU has captured three NCAA team national championships in women's cross country, while the MWC has had several NCAA individual national champions in the sports of men's golf, indoor track and outdoor track. MWC members have participated in 18 bowl games in six years, led by Utah's 4-0 mark in postseason contests. The MWC has earned 18 postseason bids in men's basketball the past four years, including 11 NCAA Tournament appearances, while women's basketball has tallied 14 NCAA bids and three Sweet 16 appearances since 2000. In women's volleyball, the MWC has had 17 NCAA berths with seven Sweet 16 appearances the last six years. Women's soccer has earned 10 NCAA bids since 1999, including multiple berths three straight years, with BYU advancing to the Sweet 16 in 2000 and the Elite Eight in 2003. Five of the eight MWC men's golf programs have earned NCAA berths, and the Conference boasted three teams in the top eight at the 2005 NCAA Men's Golf Championship (4-BYU, 5-New Mexico, 8-UNLV).



**CRAIG THOMPSON**  
MWC Commissioner

UNLV's Ryan Moore completed the hat trick for the MWC as he garnered national honors by capturing the Ben Hogan Award and the Nicklaus Award in 2005. The Hogan Award is presented annually to the top collegiate golfer, while the Nicklaus Award is reserved for the top NCAA Division I player. Moore, the 2004 NCAA individual national champion and top amateur in the 2005 Masters, led the Rebels to a top 10 finish at the 2005 NCAA Men's Golf Championship. Overall, the MWC was the only conference with three teams in the top eight at the NCAA Men's Golf Championship (BYU-4th, New Mexico-5th, UNLV-8th).

The MWC had multiple bids to the NCAA Men's Basketball Championship for the fourth straight year, while two teams represented the MWC in the 2005 NCAA Women's Basketball Championship. Overall, the MWC placed 35 teams and 36 individuals in 2004-05 NCAA Championships.

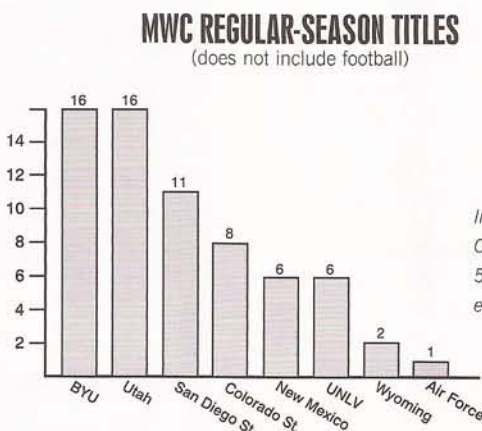
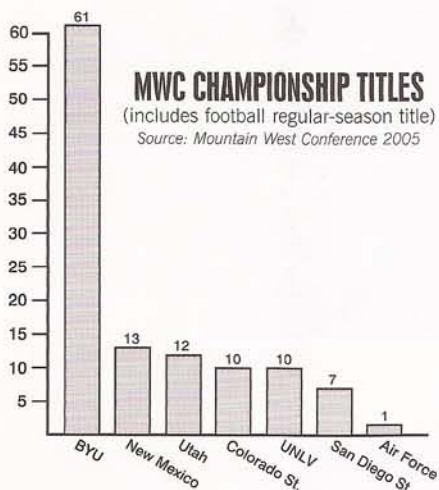
Through the league's first six years, excluding institutional local packages, 574 football, volleyball, men's basketball and women's basketball events have aired on television, with 116 football games and over 100 men's basketball contests broadcast nationally. Currently in the final year of a seven-year deal with ESPN, the MWC has remained steadfast in its mission to promote the league's athletic events to national and regional television audiences.

With the advent of an in-house production entity in 2001, the MWC assured itself of a wide-range of television exposure for volleyball and women's basketball. In fact, the MWC is the only conference to have televised all contests from its volleyball and women's basketball championships each of the past five years. The Conference network includes a combination of over-the-air cable affiliates and local outlets throughout the Rocky Mountain region and western United States.

A new era begins in the fall of 2006 as College Sports Television (CSTV) becomes the official television partner for the Conference. The MWC forged a potential



The Mountain West Conference is made up of nine Universities from seven Western states. TCU was added to the conference in 2005.



In the first six years of the Mountain West Conference, the Cougars won 61 of 114 conference championships. That's 54 percent of all championships awarded by the conference—more than all other schools combined.



# MWC BASKETBALL NOTES

2005-06 BYU BASKETBALL

## MWC COACHING DEBUTS

Jeff Bzdelik and Dave Rose make their respective head coaching debuts in the MWC this season. Bzdelik takes the reins of the Air Force program after a 15-year NBA coaching stint, including the last three as head coach of the Denver Nuggets. Rose shifts to the head coaching seat for BYU after serving as associate head coach for the Cougars the past five years.

## THE 2005-06 SCHEDULE

The Mountain West Conference schedule takes on a new look this season. After a Saturday-Monday format and a 14-game conference slate the past six years, the MWC moves to 16 conference games in 2005-06 with contests scheduled for Wednesday and Saturday, and occasional games moved to Thursday to accommodate national television.

## SIX YEARS - SIX DIFFERENT CHAMPIONS

The MWC has had six different conference tournament champions through the first six years of the league's existence. UNLV won the championship in 2000, followed by BYU (2001), San Diego State (2002), Colorado State (2003), Utah (2004) and New Mexico (2005). The MWC Championship returns to Denver's Pepsi Center March 7-11, 2006.

## EVERYBODY DANCE

New Mexico became the eighth MWC member to earn an NCAA Tournament bid since the inception of the league after capturing the 2005 MWC Tournament title. Including TCU's NIT appearance in 2005, all nine current MWC members have been to the post-season since 2002. Utah leads the way with six postseason appearances in six years, including a league-high five NCAA berths in that span. Below is a look at the current MWC members in postseason play:

Team	Last NCAA Appearance	Last NIT Appearance	Postseason Appearances Since 2000
Air Force	2004	NA	1
BYU	2004	2002	5
Colorado State	2003	1999	1
New Mexico	2005	2002	4
San Diego State	2002	2003	4
TCU	1998	2005	1
UNLV	2000	2005	5
Utah	2005	2001	6
Wyoming	2002	2003	3

## NBA FIRST-ROUNDERS

The MWC recognized an historic milestone as Utah sophomore center Andrew Bogut was selected as the No. 1 pick in the 2005 NBA Draft by the Milwaukee Bucks on June 28. Utah is the only school in history to produce the No. 1 pick in both the NFL and NBA drafts in the same year as Ute signal-caller Alex Smith was taken first in the 2005 NFL Draft by the San Francisco 49ers. Bogut, a 7-0 center, led Utah to the MWC regular season championship, a No. 14 national ranking and a berth in the NCAA Sweet 16. He was honored as the top national collegiate player by earning the John R. Wooden Award and the Naismith Trophy. He was also named National Player of the Year by the United States Basketball Writers Association, the National Association of Basketball Coaches, Chevrolet/CBS Sports, the Associated Press, ESPN.com and Basketball Times. New Mexico forward Danny Granger was selected with the 17th pick of the 2005 NBA Draft by the Indiana Pacers. A 6-8 forward from Metairie, La., Granger led New Mexico to the 2005 MWC Tournament Championship and a trip to the NCAA Tournament for the first time since 1999. This year marked the first time the MWC had two players selected in the first round of the NBA Draft.

The MWC has produced four first-round picks in the NBA Draft the past three years, including Utah's Andrew Bogut, who was selected as the top NBA pick in the 2005 draft by the Milwaukee Bucks, and New Mexico's Danny Granger, who was picked 17th by the Indiana Pacers. In 2004, BYU's Rafael Araujo was taken eighth by the Toronto Raptors, and in 2003, UNLV's Marcus Banks was selected 13th by the Memphis Grizzlies (then traded to the Boston Celtics).

## RETURNING ALL-MWC PERFORMERS


Seven of 15 All-MWC selections return for the 2005-06 season, including Defensive Player of the Year Justin Williams (Sr., F, Wyoming) and Freshman of the Year Jason Smith (So., F, Colorado State). Five of the nine current MWC members return an all-conference honoree: Air Force and San Diego State each return two selections, while New Mexico, Utah and Wyoming each return one. Below is a look at the returnees:

Player	Team	Cl.	Pos.	(2004-05 All-MWC)
Nick Welch	Air Force	Sr.	C	(2nd Team)
Antoine Hood	Air Force	Sr.	F	(2nd Team)
David Chiotti	New Mexico	Sr.	F	(3rd Team)
Marcus Slaughter	SDSU	Jr.	F	(2nd Team)
Brandon Heath	SDSU	Jr.	G	(2nd Team)
Bryant Markson	Utah	Sr.	F	(3rd Team)
Justin Williams	Wyoming	Sr.	F/C	(3rd Team)

## RETURNING STARTERS AND LETTERWINNERS

This season, Mountain West Conference teams will feature rosters that total 26 starters among 69 returning letterwinners. Following is a breakdown of the 2005-06 rosters.

SCHOOL	FR.	SO.	JR.	SR.	STARTERS	LETTERWINNERS
AFA	4	5	5	3	4	13
BYU	4	-	8	1	4	7
CSU	8	3	3	1	3	6
UNM	3	3	5	4	3	8
SDSU	6	2	4	3	4	7
TCU	3	2	5	4	2	9
UNLV	4	1	4	5	3	7
Utah	3	2	3	4	2	6
WYO	5	4	2	4	1	6
Totals	40	22	39	29	26	69



2003-04 MWC Defensive Player of the Year Mike Hall scores two of his 16 points at the 2005 MWC Tournament against New Mexico in Denver.



## MWC TOURNAMENT TITLE GOES THROUGH BYU

BYU is one of five different MWC teams to win the MWC Tournament in the first five years of the league championship event. The Cougars won the MWC Tournament title in 2001. The other five seasons the Cougars have lost in the tournament to the eventual champion. BYU lost in the finals to home-team UNLV in 2000 and were defeated by San Diego State in the 2002 quarterfinals, lost in overtime to CSU in the 2003 semifinals, lost in the final seconds in 2004 to Utah in the semifinals and were upended by eventual champion New Mexico in 2005.

## MWC GAMES AMONG MOST ATTENDED

The Mountain West Conference checked in at No. 6 in attendance last season, marking the sixth straight year the league ranked among the nation's top six. Below is a look at the nation's top 10 conferences for attendance last season:

Rk.	Conference	Games	2004-05 Att.	Average
1.	Big Ten	180	2,255,332	12,530
2.	Atlantic Coast	180	1,997,443	11,097
3.	Southeastern	196	2,089,995	10,663
4.	Big East	202	2,100,088	10,396
5.	Big 12	203	1,981,384	9,761
6.	Mountain West	127	1,116,433	8,791
7.	Pac-10	151	1,278,282	8,465
8.	Conference USA	228	1,826,061	8,009
9.	Missouri Valley	158	1,137,677	7,200
10.	Western Athletic	163	939,042	5,761

**2005 MWC Tournament**  
 March 10-12 (Thursday-Saturday)  
 Pepsi Center, Denver, Colorado

### Quarterfinals

March 10 (Thursday)

- (1) Utah 62, (8) Colorado State 49  
 (4) UNLV 70, (5) Wyoming 63  
 (2) New Mexico 85, (7) BYU 71  
 (6) San Diego State 73, (3) Air Force 68

### Semifinals

March 11 (Friday)

- (1) Utah 73, (4) UNLV 67  
 (2) New Mexico 77, (6) San Diego State 67

### Finals

March 12 (Saturday)

- (2) New Mexico 60, (1) Utah 56



## 2004-05

### ALL-MWC TEAM

(selected by head coaches)

#### FIRST TEAM

Marc Jackson, Utah, 6-1, 175, Sr., G,  
 Andrew Bogut, Utah, 6-10, 233, So., F/C,  
 Danny Granger, New Mexico, 6-8, 225, Sr., F,  
 Odaty Blankson, UNLV, 6-7, 220, Sr., F,  
 Jay Straight, Wyoming, 5-11, 178, Sr., G

#### SECOND TEAM

Antoine Hood, Air Force, 6-4, 205, Jr., G,  
 Matt Nelson, Colorado State, 7-0, 270, Sr., C  
 Brandon Heath, San Diego State, 6-3, 183, So., G  
 Nick Welch, Air Force, 6-8, 215, Jr., C,  
 Marcus Slaughter, San Diego State, 6-8, 223, So., F

#### THIRD TEAM

Troy DeVries, New Mexico, 6-4, 195, Sr., G  
 Mike Hall, BYU, 6-3, 205, Sr., G,  
 David Chiotti, New Mexico, 6-9, 245, Jr., F  
 Justin Williams, Wyo., 6-10, 215, Jr., F/C  
 Bryant Markson, Utah, 6-6, 190, Jr., F

#### PLAYER OF THE YEAR

Andrew Bogut, Utah

#### DEFENSIVE PLAYER OF THE YEAR


Justin Williams, Wyoming

#### FRESHMAN OF THE YEAR

Jason Smith, Colorado State

#### COACH OF THE YEAR

Ray Giacoletti, Utah



Austin Ainge was named an honorable mention All-Mountain West Conference selection in 2004-05 after averaging nearly 10 points and over four assists per game.



## 2004-2005 MOUNTAIN WEST CONFERENCE FINAL STANDINGS

Pl.	Team	Conf.	Pct.	H	A	Overall	Pct.	H	A	N	Last 10
1.	Utah	13-1	.929	7-0	6-1	29-6	.829	16-0	7-3	6-3	7-3
2.	New Mexico	10-4	.714	7-0	3-4	26-7	.788	18-1	5-5	3-1	9-1
3.	Air Force	9-5	.643	6-1	3-4	18-12	.600	12-1	4-9	2-2	5-5
T4.	UNLV	7-7	.500	3-4	4-3	17-14	.548	10-6	6-7	1-1	7-3
	Wyoming	7-7	.500	5-2	2-5	15-13	.536	11-3	3-8	1-2	5-5
6.	San Diego State	4-10	.286	2-5	2-5	11-18	.379	7-9	3-8	1-1	2-8
T7.	BYU	3-11	.214	2-5	1-6	9-21	.300	6-8	2-9	1-4	2-8
	Colorado State	3-11	.214	3-4	0-7	11-17	.393	11-4	0-12	0-1	2-8



# MWC COMPOSITE SCHEDULE

2005-06 BYU BASKETBALL

## NOVEMBER 1 (MONDAY)

St. Xavier at SAN DIEGO STATE, 7 p.m. (exh.)

## NOVEMBER 4 (FRIDAY)

Victoria BC at BYU, 7 p.m. (exh.)

## NOVEMBER 5 (SATURDAY)

New Mexico Highlands at NEW MEXICO, 7 p.m. (exh.)

Whitman at UTAH, TBA (exh.)

CSU-Pueblo at WYOMING, 2 p.m.

TBA at TCU, TBA (exh.)

## NOVEMBER 7 (MONDAY)

Regis at COLORADO STATE, 7 p.m. (exh.)

## NOVEMBER 8 (TUESDAY)

Washburn at UNLV, 7:30 p.m. (exh.)

Chadron State at WYOMING, 7 p.m. (exh.)

## NOVEMBER 10 (THURSDAY)

Seattle Pacific at BYU, 7 p.m. (exh.)

## NOVEMBER 11 (FRIDAY)

CSU-Pueblo at COLORADO STATE, 7 p.m. (exh.)

Cameron at TCU, TBA (exh.)

## NOVEMBER 12 (SATURDAY)

Seattle Pacific at NEW MEXICO, 7 p.m. (exh.)

Bryant at UNLV, 7:30 p.m. (exh.)

## NOVEMBER 13 (SUNDAY)

AIR FORCE vs. Northern Arizona, TBA BCA Classic

Alabama State at WYOMING, 2 p.m. BCA Classic

## NOVEMBER 14 (MONDAY)

AIR FORCE vs. Miami/Texas-Arlington, BCA Classic

UNC-Wilmington/Butler at WYOMING, BCA Classic

NW Nazarene at UTAH, 7 p.m. (exh.)

## NOVEMBER 15 (TUESDAY)

AIR FORCE vs. TBA BCA Classic

TBA at WYOMING BCA Classic

## NOVEMBER 17 (THURSDAY)

SAN DIEGO STATE at Alaska-Fairbanks, 6 p.m.

## NOVEMBER 18 (FRIDAY)

Loyola Marymount at BYU, 7 p.m.

COLORADO STATE at Northern Colorado, 7 p.m.

South Carolina State at NEW MEXICO, 6 p.m.

Long Beach State at UNLV, 7:30 p.m.

Texas State at UTAH, 7 p.m.

## NOVEMBER 19 (SATURDAY)

UCCS at AIR FORCE, 4 p.m.

Mississippi at NEW MEXICO, 6 p.m.

SAN DIEGO ST. vs. Ill-Chicago/Montana St., TBA

Tarleton State at TCU, TBA

## NOVEMBER 20 (SUNDAY)

Southern Utah at NEW MEXICO, 4:15 p.m.

SAN DIEGO STATE vs. Top of the World Classic Opp.

## NOVEMBER 21 (MONDAY)

Colorado at COLORADO STATE, 8 p.m.

## NOVEMBER 22 (TUESDAY)

BYU vs. Washington State, 7 p.m. at Spokane, Wash.

Hawaii at UNLV, 7:30 p.m.

Rhode Island at UTAH, 7 p.m.

Northern Colorado at WYOMING, 7 p.m.

Jackson State at TCU, TBA

## NOVEMBER 23 (WEDNESDAY)

Western State at AIR FORCE, 7 p.m.

North Dakota State at COLORADO STATE, 7 p.m.

NEW MEXICO at Kansas State, TBA

## NOVEMBER 25 (FRIDAY)

TCU vs. Las Vegas Holiday Invitational Opponent

## NOVEMBER 26 (SATURDAY)

UTEP at NEW MEXICO, 2 p.m.

Southern Utah at BYU, 7 p.m.

UTAH at Weber State, 7 p.m.

Albany at SAN DIEGO STATE, 7 p.m.

TCU vs. Las Vegas Holiday Invitational Opponent

Nevada at UNLV, 7:30 p.m.

COLORADO STATE vs. Denver, 5 p.m. at Pepsi Center

## NOVEMBER 27 (SUNDAY)

AIR FORCE at Navy, 9 p.m.

CSTV

## NOVEMBER 28 (MONDAY)

Auburn at COLORADO STATE, 7 p.m.

## NOVEMBER 30 (WEDNESDAY)

Arkansas-Pine Bluff at AIR FORCE, 7 p.m.

SAN DIEGO STATE at San Diego, TBA

UNLV at Oklahoma State, 7 p.m.

Utah State at UTAH, 7 p.m.

KJZZ

WYOMING at Washington State, TBA

TCU at Texas Tech, TBA

## DECEMBER 3 (SATURDAY)

NEW MEXICO at New Mexico State, 7 p.m.

Pt. Loma Nazarene at SAN DIEGO STATE, 7 p.m.

AIR FORCE at Texas-Pan American, 7:30 p.m.

BYU at USC, 7:30 p.m.

IUPUI at COLORADO STATE, 7 p.m.

UNLV at Oregon State, TBA

UTAH at Rice, 7 p.m.

CSTV

Southern Illinois at WYOMING, 1 p.m.

TCU at Syracuse, TBA

## DECEMBER 6 (TUESDAY)

SAN DIEGO STATE at California, TBA

UNLV at Hawaii, 9 p.m. PT

## DECEMBER 7 (WEDNESDAY)

Boise State at BYU, 7 p.m.

COLORADO STATE at Kansas State, TBA

UTAH at Colorado, 7 p.m.

TCU at Tulane, 7 p.m.

CSTV

## DECEMBER 8 (THURSDAY)

Northern Colorado at AIR FORCE, 7 p.m.

## DECEMBER 10 (SATURDAY)

Northern Kentucky at BYU, 7 p.m.

Southern Utah at UTAH, 7 p.m.

Pepperdine at COLORADO STATE, 7 p.m.

NEW MEXICO vs. Washington, 1:30 p.m.

Washington State at SAN DIEGO STATE, 7 p.m.

UNLV at Minnesota, noon

WYOMING at Princeton, TBA

Texas-Arlington at TCU, TBA

## DECEMBER 13 (TUESDAY)

New Mexico State at NEW MEXICO, 7 p.m.

Saint Mary's at AIR FORCE, 7 p.m.

## DECEMBER 17 (SATURDAY)

Arizona at UTAH, 2 p.m.

ESPN

Weber State at BYU, 6 p.m.

SportsWest

Oregon at NEW MEXICO, 7 p.m.

UC Santa Barbara at SAN DIEGO STATE, 7 p.m.

Texas Tech at UNLV, 7 p.m.

ESPN2

Montana State vs. WYOMING, TBA

## DECEMBER 18 (SUNDAY)

Arkansas-Pine Bluff at TCU, TBA

## DECEMBER 19 (MONDAY)

Adams State at UTAH, 7 p.m.

## DECEMBER 20 (TUESDAY)

Lamar at BYU, 7 p.m.

COLORADO STATE vs. Western Michigan, 8 p.m.

Alcorn State at NEW MEXICO, 7 p.m.

UMBC at SAN DIEGO STATE, TBA

Houston at UNLV, 7:30 p.m.

Colorado at TCU, TBA

## DECEMBER 22 (THURSDAY)

BYU at Utah State, 7 p.m.

KJZZ

NEW MEXICO at San Diego, 7 p.m.

Lamar at AIR FORCE, 7 p.m.

COLORADO STATE vs. TBA

Pepperdine at UNLV, 1 p.m.

UTAH vs. Washington State, TBA at Seattle, Wash.

SMU at WYOMING, 7 p.m.

Texas A&M-Corpus Christi at TCU, TBA

## DECEMBER 23 (FRIDAY)

COLORADO STATE vs. Hawai'i Rainbow Classic Opp.

## DECEMBER 27 (TUESDAY)

Eastern Washington at BYU, 7 p.m.

SAN DIEGO STATE at Providence, 2 p.m.

Wis.-Milwaukee at WYOMING, 7 p.m.

## DECEMBER 28 (WEDNESDAY)

Georgia Tech vs. AIR FORCE, 7 p.m.

UCCS at COLORADO STATE, 7 p.m.

Dartmouth at NEW MEXICO, 6 p.m.


High Point at UTAH, 7 p.m.

Grambling State at TCU, TBA

## DECEMBER 29 (THURSDAY)

Radford/Texas-Arlington at NEW MEXICO, TBA

Loyola Marymount at UNLV, 7:30 p.m.



Austin Ainge

# MWC COMPOSITE SCHEDULE

2005-06 BYU BASKETBALL



Trent Plaisted

**JANUARY 19 (THURSDAY)**  
UTAH at AIR FORCE, 7:30 p.m. ESPN2

**JANUARY 21 (SATURDAY)**  
AIR FORCE at NEW MEXICO, 7 p.m. SportsWest  
BYU at SAN DIEGO STATE, 7 p.m. SportsWest  
UNLV at UTAH, 7 p.m.  
COLORADO STATE at TCU, TBA

**JANUARY 25 (WEDNESDAY)**  
TCU at BYU, 7 p.m.  
NEW MEXICO at SAN DIEGO ST., 7 p.m. SportsWest  
WYOMING at COLORADO STATE, 7 p.m.  
AIR FORCE at UNLV, 7:30 p.m.

**JANUARY 28 (SATURDAY)**  
TCU at UTAH, 1 p.m. ESPN+Plus  
SAN DIEGO STATE at WYOMING, 2 p.m.  
BYU at COLORADO STATE, 7 p.m.  
NEW MEXICO at UNLV, 7 p.m. SportsWest

**FEBRUARY 1 (WEDNESDAY)**  
COLORADO STATE at AIR FORCE, 7 p.m.  
BYU at NEW MEXICO, 7 p.m. SportsWest  
UTAH at WYOMING, 7 p.m. KJZZ  
UNLV at TCU, TBA

**FEBRUARY 4 (SATURDAY)**  
AIR FORCE at BYU, 1 p.m. ESPN+Plus  
UTAH at NEW MEXICO, 4 p.m. ESPN2  
WYOMING at UNLV, 6 p.m. SportsWest  
SAN DIEGO ST. at COLORADO ST., 7 p.m.

**FEBRUARY 8 (WEDNESDAY)**  
AIR FORCE at SAN DIEGO STATE, 7 p.m.  
BYU at UTAH, 7 p.m.  
NEW MEXICO at COLORADO STATE, 7 p.m.  
TCU at WYOMING, 7 p.m.

**FEBRUARY 11 (SATURDAY)**  
UTAH at SAN DIEGO STATE, noon ESPN+Plus  
UNLV at BYU, 6 p.m. ESPN2  
WYOMING at AIR FORCE, 8 p.m. SportsWest  
NEW MEXICO at TCU, TBA

**FEBRUARY 15 (WEDNESDAY)**  
COLORADO STATE at UTAH, 7 p.m.  
WYOMING at NEW MEXICO, 7 p.m.  
AIR FORCE at TCU, TBA

**FEBRUARY 16 (THURSDAY)**  
SAN DIEGO STATE at UNLV, 7 p.m. ESPN2

**FEBRUARY 18 (SATURDAY)**  
UNLV at COLORADO STATE, 1 p.m. ESPN+Plus  
AIR FORCE at UTAH, 7 p.m.  
BYU at WYOMING, 7 p.m. SportsWest  
TCU at SAN DIEGO STATE, 7 p.m.

**FEBRUARY 22 (WEDNESDAY)**  
NEW MEXICO at AIR FORCE, 7 p.m.  
SAN DIEGO STATE at BYU, 7 p.m. SportsWest  
TCU at COLORADO STATE, 7 p.m.  
UTAH at UNLV, 7:30 p.m. KJZZ

**FEBRUARY 25 (SATURDAY)**  
SAN DIEGO ST. at NEW MEXICO, 1 p.m. ESPN+Plus  
UNLV at AIR FORCE, 4 p.m.  
BYU at TCU, 7 p.m.  
COLORADO STATE at WYOMING, 8 p.m. ESPN2

**MARCH 1 (WEDNESDAY)**  
COLORADO STATE at BYU, 7 p.m.  
UNLV at NEW MEXICO, 7 p.m.  
WYOMING at SAN DIEGO ST., 7 p.m. SportsWest  
UTAH at TCU, 9 p.m. ESPN2

**MARCH 3 (FRIDAY)**  
South Dakota State at SAN DIEGO STATE, 7 p.m.

**MARCH 4 (SATURDAY)**  
TCU at UNLV, noon ESPN+Plus  
AIR FORCE at COLORADO STATE, 1 p.m.  
NEW MEXICO at BYU, 7 p.m. SportsWest  
WYOMING at UTAH, 7 p.m.

**MWC CHAMPIONSHIP (PEPSI CENTER, DENVER, COLO.)**  
March 7-11 (Tuesday-Saturday)

**MARCH 7 (TUESDAY)**  
First Round (#8 vs. #9) 7:30 p.m.

**MARCH 9 (THURSDAY)**  
Quarterfinal #1 noon ESPN+Plus  
Quarterfinal #2 2:30 p.m. ESPN+Plus  
Quarterfinal #3 7 p.m. ESPN+Plus  
Quarterfinal #4 10 p.m. ESPN

**MARCH 10 (FRIDAY)**  
Semifinal #1 7 p.m. ESPN+Plus  
Semifinal #2 10 p.m. ESPN

**MARCH 11 (SATURDAY)**  
Championship 8 p.m. ESPN

**68TH ANNUAL NCAA DIVISION I MEN'S BASKETBALL CHAMPIONSHIP**

March 16-17 - First Round  
March 18-19 - Second Round  
March 23-26 - Regionals Finals  
April 1-3 - Final Four (Indianapolis, Indiana)

*All times are local to site and subject to change.*

**DECEMBER 30 (FRIDAY)**  
Tulsa at BYU, 7 p.m.  
Arkansas Tech at COLORADO STATE, 7 p.m.  
TCU at SMU, 8:30 p.m. CSTV

**DECEMBER 31 (SATURDAY)**  
Loyola Marymount at SAN DIEGO STATE, noon  
Southern Utah at UNLV, 1 p.m.  
Weber State at WYOMING, 1 p.m.  
IPFW at AIR FORCE, 4:30 p.m.

**JANUARY 2 (MONDAY)**  
WYOMING at Denver, TBA

**JANUARY 3 (TUESDAY)**  
Saint Mary's at TCU, TBA

**JANUARY 4 (WEDNESDAY)**  
NEW MEXICO at UTAH, 7 p.m. KJZZ  
UNLV at WYOMING, 7 p.m.  
COLORADO STATE at SAN DIEGO STATE, 7 p.m.

**JANUARY 5 (THURSDAY)**  
BYU at AIR FORCE, 9 p.m. ESPN2

**JANUARY 7 (SATURDAY)**  
UTAH at BYU, 1 p.m. ESPN+Plus  
COLORADO STATE at NEW MEXICO, 7 p.m.  
SAN DIEGO STATE at AIR FORCE, 7 p.m.  
WYOMING at TCU, TBA

**JANUARY 11 (WEDNESDAY)**  
AIR FORCE at WYOMING, 7 p.m.  
BYU at UNLV, 7 p.m. SportsWest  
SAN DIEGO STATE at UTAH, 7 p.m.  
TCU at NEW MEXICO, 9 p.m. ESPN2

**JANUARY 14 (SATURDAY)**  
NEW MEXICO at WYOMING, 1 p.m. ESPN+Plus  
TCU at AIR FORCE, 2 p.m.  
UTAH at COLORADO STATE, 7 p.m.  
UNLV at SAN DIEGO STATE, 7 p.m. SportsWest

**JANUARY 18 (WEDNESDAY)**  
WYOMING at BYU, 7 p.m. SportsWest  
COLORADO STATE at UNLV, 7:30 p.m.  
SAN DIEGO STATE at TCU, TBA



Keena Young



# MOUNTAIN WEST ARENAS

2005-06 BYU BASKETBALL



## Brigham Young University

MARRIOTT CENTER  
CAPACITY: 22,700



## University of New Mexico

THE PIT/BOB KING COURT  
CAPACITY: 18,018



## UNLV

THOMAS & MACK CENTER  
CAPACITY: 18,500



## University of Wyoming

ARENA-AUDITORIUM  
CAPACITY: 15,028



## San Diego State University

COX ARENA  
CAPACITY: 12,414



## University of Utah

JON M. HUNTSMAN CENTER  
CAPACITY: 15,000



## Colorado State University

MOBY ARENA  
CAPACITY: 8,745



## TCU


DANIEL-MEYER COLISEUM  
CAPACITY: 7,201



## Air Force Academy

CLUNE ARENA  
CAPACITY: 5,939





# 2005-06 OPPONENTS





# 2005-06 OPPONENT/SCHEDULE INFO

2005-06 BYU BASKETBALL

BYU will face teams from eight different conferences prior to starting the new nine-team, 16-game Mountain West Conference schedule. The MWC schedule moves to Wednesday-Saturday games without traditional travel partners.

With the addition of TCU, the MWC's ninth member, the conference schedule will no longer include traditional travel partners for two-game road trips and will have a base schedule of Wednesday and Saturday games instead of the Saturday-Monday format of previous seasons. Occasional games, such as BYU's MWC opener at Air Force, have been moved to Thursdays to accommodate national television. BYU's schedule includes four

State (Big Sky) and Southern Utah (Mid-Continent). Newcomers to the Cougars' schedule in 2005-06 include Loyola Marymount (Los Angeles) of the West Coast Conference, Lamar University (Beaumont, Texas) of the Southland Conference, Tulsa of Conference USA, Eastern Washington of the Big Sky Conference, Northern Kentucky of Division II's Great Lakes Valley Conference and MWC-newcomer TCU.

Northern Kentucky and Lamar, coached by two-time National Coach of the Year Billy Tubbs, will be playing BYU for the first time, while Loyola

After starting December on the road at the Tim Floyd-coached USC Trojans (Dec. 3), BYU returns to Provo for home dates against Boise State (Dec. 7), Northern Kentucky (Dec. 10), Weber State (Dec. 17), and Lamar (Dec. 20). The Cougars then play Utah State (Dec. 22) in Logan before concluding non-league action in the Marriott Center versus Eastern Washington (Dec. 27) and Tulsa (Dec. 30).

The Cougars open MWC play at Air Force (Jan. 5) in a nationally televised 9 p.m. start on ESPN2, before a quick-turnaround home matchup with rival Utah (Jan. 7) at 1 p.m. as the MWC's featured game of the week on ESPN+. The Cougars also host Air Force (Feb. 4) in the 1 p.m. ESPN+ game and UNLV (Feb. 11) in a 6 p.m. ESPN2 national broadcast.

BYU alternates road and home contests throughout MWC play until finishing the regular season with back-to-back home games against Colorado State (Mar. 1) and New Mexico (Mar. 4). The Cougars host Wyoming on Jan. 18, TCU on Jan. 25, and San Diego State on Feb. 22. BYU's return date with Utah in Salt Lake City is set for Wednesday, Feb. 8, while its game in Fort Worth, Texas, against TCU is Feb. 25. The Cougars play on the road at UNLV on Jan. 11, San Diego State on Jan. 21, New Mexico on Feb. 1, and Wyoming on Feb. 18.

The MWC Tournament will take place March 9-11 in Denver. The Pepsi Center will be the host facility for the third straight season. All tournament games will be televised on ESPN or ESPN+.


Like BYU, four teams on this year's schedule are under the direction of new head coaches. Tim Floyd, who was the AP National Coach of the Year runner-up during his four years at Iowa State, has returned to the college ranks at USC after NBA coaching stints with the Chicago Bulls and New Orleans Hornets. Former University of Arizona assistant Rodney Tention is in his first season at Loyola Marymount, while former Michigan State assistant Doug Wojick, who was also an assistant at North Carolina, Notre Dame and Navy, has taken over at Tulsa. Former Denver Nuggets head coach Jeff Bzdelik enters his first season directing the Air Force program in 2005-06.

"We will play some well-coached teams," said Rose, whose team will play nine games against teams that qualified for postseason play last season (5 NCAA, 4 NIT). "This will be a competitive schedule that will help us get ready for the conference. We're excited for the season."

"This will be a very good schedule for the fans. They will be able to see a home game almost every week of the season. Not playing back-to-back home and road games during league play will be a whole new experience for the players and coaches, but I'm sure we will all adjust to it. The changes are a real benefit for the fans."

— **BYU Head Coach Dave Rose**

**Brock Reichner**



games on the ESPN networks in 2005-06 and eight additional telecasts produced by SportsWest.

With the new Wednesday-Saturday rotation of games without travel partners, MWC teams will typically alternate between home and road games, allowing for at least one home game nearly every week of the MWC season. Including BYU's non-league slate, Cougar fans will be able to see a game in the Marriott Center in 15 of the 18 weeks of the season from the first exhibition game in early November through the end of the regular season the first week of March. Including the annual Cougar Tipoff event, BYU fans will have 19 different opportunities to see the Cougars play in Provo during the season.

In non-conference, BYU faces six teams that it played last season in Washington State and USC from the Pac-10 Conference, Boise State from the Western Athletic Conference and in-state rivals Utah State (WAC), Weber

Marymount and Eastern Washington will meet the Cougars for only the second time since the inaugural contests in 1936 and 1989, respectively.

BYU will be renewing relationships with former WAC foes Tulsa and TCU. The last time the Cougars played either team was in the WAC Tournament in Las Vegas, with Tulsa edging BYU in 1998 and the Cougars upsetting TCU in the 1999 tournament.

After the annual Cougar Tipoff on Oct. 28, BYU will play exhibition games in the Marriott Center against the University of Victoria (Nov. 4) and Seattle Pacific (Nov. 10) prior to beginning the regular season. The Cougars open at home on Nov. 18 against Loyola Marymount before traveling to Spokane, Wash., to face the Dick Bennett-coached Washington State Cougars (Nov. 22) on a neutral court at Spokane Arena. BYU finishes out the month against Southern Utah on Nov. 26 in the Marriott Center.





# LOYOLA MARYMOUNT

November 18; Provo, Utah, 7 p.m. MST

**GENERAL INFO**

Location: Los Angeles, Calif.  
 Founded: 1911  
 Enrollment: 8,300  
 Nickname: Lions  
 Colors: Crimson and Navy  
 Home Arena: Gersten Pavilion (4,156)  
 Conference: West Coast  
 Athletic Director: Dr. William Husak

**BASKETBALL INFO**

Head Coach: Rodney Tention  
 Alma Mater: San Francisco '88  
 Best time to call: Mornings  
 Office Phone: (310) 338-4530  
 Overall Record (Years): 0-0 (first year)  
 Record at School (Years): 0-0 (first year)  
 Assistant Coaches: Brian Priebe, Calvin Byrd, Steve Wachs



HEAD COACH  
**RODNEY TENTION**

**2004-2005**

Overall Record: 11-17  
 Conference Record/Finish: 3-11/8th  
 Final Ranking/Postseason Finish: N/A

**2005-2006**

Lettermen Returning/Lost: 12/1  
 Starters Returning/Lost: 4/1

**STARTERS RETURNING**

Matthew Knight (F/C, 6-8, Jr.) 15.4 ppg, 5.9 rpg  
 Brandon Worthy (G, 6-2, Jr.) 11.8 ppg, 3.9 rpg  
 Wes Wardrop (G, 6-3, Sr.) 7.2 ppg, 0.8 rpg  
 Daryl Pegram (F, 6-8, Jr.) 6.5 ppg, 4.3 rpg

**SERIES HISTORY**

Series Record: Loyola leads 1-0  
 Last Meeting: December 30, 1936 @ LMU  
 Result: Loyola won 35-32

**MEDIA RELATIONS**

Basketball Contact: John Shaffer  
 Office: (310) 338-7643  
 Cell: (310) 864-2626  
 Email: jshaffer@lmu.edu  
 Fax: (310) 338-2703  
 Press Row: (310) 258-8733  
 Web Site: www.LMULions.com

**2005-2006 SCHEDULE**

11/12	CS San Bernardino	12/31	at San Diego
11/18	at <b>BYU</b>	1/7	San Diego
11/21	Montana	1/9	San Francisco
11/25	at Washington	1/14	at Portland
11/28	South Alabama	1/16	at Gonzaga
11/30	at Long Beach State	1/21	Santa Clara
12/3	UC Santa Barbara	1/23	Saint Mary's
12/6	at Montana	1/28	at Pepperdine
12/10	USC	2/4	at San Francisco
12/17	Northern Colorado	2/6	at San Diego
12/20-12/23	at Rainbow Classic	2/11	Pepperdine
12/20	at Hawaii	2/18	Gonzaga
12/22	vs. Colorado State or Western Michigan	2/20	Portland
12/23	Rainbow Classic	2/25	at Saint Mary's
12/29	at UNLV	2/27	at Santa Clara

# WASHINGTON STATE

Nov. 22; Spokane, Wash., Spokane Arena, 7 p.m. PST

**GENERAL INFO**

Location: Pullman, Wash.  
 Founded: 1890  
 Enrollment: 22,500  
 Nickname: Cougars  
 Colors: Crimson and Gray  
 Home Arena: Friel Court (11,566)  
 Conference: Pacific 10  
 Athletic Director: Jim Sterk

**BASKETBALL INFO**

Head Coach: Dick Bennett  
 Alma Mater: Ripon College '65  
 Best time to call: Contact SID  
 Office Phone: (509) 335-0240  
 Overall Record (Years): 479-289 (27 years)  
 Record at School (Years): 25-32 (2 years)  
 Assistant Coaches: Tony Bennett (Assoc. HC), Mike Heideman, Ben Johnson



HEAD COACH  
**DICK BENNETT**

**2004-2005**

Overall Record: 12-16  
 Conference Record/Finish: 7-11/T6th  
 Final Ranking/Postseason Finish: N/A

**2005-2006**

Lettermen Returning/Lost: 7/7  
 Starters Returning/Lost: 2/3

**STARTERS RETURNING**

Robbie Cowgill (C, 6-10, So.) 6.0 ppg, 3.4 rpg  
 Derrick Low (G, 6-1, So.) 7.0 ppg, .871 FT percentage

**SERIES HISTORY**

Series Record: WSU leads 5-4  
 Last Meeting: December 11, 2004 in SLC  
 Result: Washington State won 49-46

**MEDIA RELATIONS**

Basketball Contact: Craig Lawson  
 Office: (509) 335-2684  
 Home: (509) 338-4556  
 Email: craigl@wsu.edu  
 Fax: (509) 335-0267  
 Press Row: (509) 335-2684  
 Web Site: www.wsucougars.com

**2005-2006 SCHEDULE**

11/15	Lewis-Clark State	1/19	Oregon
11/19	UC Riverside	1/21	Oregon State
11/22	<b>BYU</b>	1/26	at Stanford
11/26	Idaho	1/28	at California
11/30	Wyoming	2/4	Washington
12/3	Kansas State	2/9	UCLA
12/8	vs. Gonzaga	2/11	USC
12/10	at San Diego State	2/16	at Oregon State
12/17	Portland	2/18	at Oregon
12/22	Utah	2/23	California
12/29	Arizona	2/25	Stanford
12/31	Arizona State	3/2	at Arizona
1/7	at Washington	3/4	at Arizona State
1/12	at UCLA		
1/14	at USC		



# 2005-06 BYU OPPONENTS

2005-06 BYU BASKETBALL

## SOUTHERN UTAH

November 26; Provo, Utah, 7 p.m. MST

### GENERAL INFO

Location: Cedar City, Utah  
Founded: 1897  
Enrollment: 6,200  
Nickname: Thunderbirds  
Colors: Scarlet and White  
Home Arena: Centrum Arena (5,300)  
Conference: Mid-Continent  
Athletic Director: TBA

### BASKETBALL INFO

Head Coach: Bill Evans  
Alma Mater: Southern Utah '72  
Best time to call: 10-2 weekdays  
Office Phone: (435) 865-8063  
Overall Record (Years): 183-189 (14 years)  
Record at School (Years): 183-189 (14 years)  
Assistant Coaches: Ken Carrillo, Mark Rinehart, Jesse Mermuys



HEAD COACH  
**BILL EVANS**

### 2004-2005

Overall Record: 13-15  
Conference Record/Finish: 6-10/8th  
Final Ranking/Postseason Finish: N/A

### 2005-2006

Lettermen Returning/Lost: 5/7  
Starters Returning/Lost: 3/2

### STARTERS RETURNING

Steve Barnes (G, 5-10, Jr.) 6.2 ppg, 1.8 rpg  
Nate Janes (F/C, 6-7, Sr.) 4.1 ppg, 2.4 rpg  
Rand Janes (G/F, 6-3, Sr.) 8.7 ppg, 2.5 rpg

### SERIES HISTORY

Series Record: BYU leads 8-0  
Last Meeting: December 28, 2004 @ BYU  
Result: BYU won 77-52

### MEDIA RELATIONS

Basketball Contact: Neil Gardner  
Office: (435) 586-7753  
Home: (435) 586 1127  
Email: gardner@suu.edu  
Fax: (435) 865-8037  
Press Row: (435) 586-7858, (435) 586-7834  
Web Site: www.suu.edu/athletics

## USC

December 3; Los Angeles, Calif., 7:30 p.m. PST

### GENERAL INFO

Location: Los Angeles, Calif.  
Founded: 1880  
Enrollment: 32,000  
Nickname: Trojans  
Colors: Cardinal and Gold  
Home Arena: Los Angeles Sports Arena (16,161)  
Conference: Pacific-10  
Athletic Director: Mike Garrett

### BASKETBALL INFO

Head Coach: Tim Floyd  
Alma Mater: Louisiana Tech '77  
Best time to call: Mornings  
Office Phone: (213) 740-3815  
Overall Record (Years): 243-130 (12 years)  
Record at School (Years): 0-0 (first year)  
Assistant Coaches: Gib Arnold, Bob Cantu, Phil Johnson



HEAD COACH  
**TIM FLOYD**

### 2004-2005

Overall Record: 12-17  
Conference Record/Finish: 5-13/10th  
Final Ranking/Postseason Finish: N/A

### 2005-2006

Lettermen Returning/Lost: 1/4  
Starters Returning/Lost: 3/2

### STARTERS RETURNING

Gabe Pruitt (G, 6-4, So.) 12.3 ppg, 2.5 rpg  
Lodrick Stewart (G, 6-4, Jr.) 12.1 ppg, 2.8 rpg  
Nick Young (G/F, 6-6, So.) 11.1 ppg, 4.1 rpg

### SERIES HISTORY

Series Record: USC leads 5-3  
Last Meeting: December 4, 2004 @ USC  
Result: USC won 87-82

### MEDIA RELATIONS

Basketball Contact: David Tuttle  
Office: (213) 740-3806  
Home: (626) 351-1632  
Email: davidtut@usc.edu  
Fax: (213) 740-7584  
Press Row: (213) 741-1341 or (213) 741-0174  
Web Site: www.usctrojans.com

### 2005-2006 SCHEDULE

11/18-19	Jim Thorpe Classic	1/7	at IUPUI
11/18	vs. Mississippi	1/9	at Oakland
11/19	vs. South Carolina State	1/14	at Centenary
11/20	at New Mexico	1/19	Western Illinois
11/23	at Arizona State	1/21	Valparaiso
11/26	at <b>BYU</b>	1/25	Johnson & Wales
11/29	Weber State	1/28	Chicago State
12/3	at Idaho	2/2	at Oral Roberts
12/10	at Utah	2/4	at Valparaiso
12/17	Sacramento State	2/9	at Chicago State
12/20	at Weber State	2/13	Centenary
12/22	at Drake	2/16	at Western Illinois
12/31	at UNLV	2/18	at UMKC
1/2	UMKC	2/23	Oakland
1/4	Oral Roberts	2/25	IUPUI

### 2005-2006 SCHEDULE

11/20	Cal State Northridge	1/14	Washington
11/23-26	at Great Alaska	1/19	at UCLA
	Shootout	1/26	at Oregon State
11/30	UC Riverside	1/28	at Oregon
12/3	<b>BYU</b>	2/2	Arizona
12/10	at Loyola Marymount	2/4	Arizona State
12/16	Western Michigan	2/9	at Washington
12/18	Alcorn State	2/11	at Washington State
12/21	North Carolina	2/18	UCLA
12/23	North Carolina A&T	2/23	Oregon
12/29	California	2/25	Oregon State
12/31	Stanford	3/2	at Stanford
1/5	at Arizona State	3/4	at California
1/7	at Arizona		
1/12	Washington State		



# BOISE STATE

December 7; Provo, Utah, 7 p.m. MST

## GENERAL INFO

Location: Boise, Idaho  
 Founded: 1932  
 Enrollment: 18,599  
 Nickname: Broncos  
 Colors: Blue and Orange  
 Home Arena: Taco Bell Arena (12,380)  
 Conference: Western Athletic  
 Athletic Director: Gene Bleymaier

## BASKETBALL INFO

Head Coach: Greg Graham  
 Alma Mater: Oregon '78  
 Best time to call: mornings  
 Office Phone: (208) 426-1952  
 Overall Record (Years): 70-49 (4 years)  
 Record at School (Years): 52-44 (3 years)  
 Assistant Coaches: Tim Cleary, Julious Coleman, Andy McClouskey



HEAD COACH  
**Greg Graham**

## 2004-2005

Overall Record: 16-18  
 Conference Record/Finish: 6-12/8th  
 Final Ranking/Postseason Finish: N/A

## 2005-2006

Lettermen Returning/Lost: 6/4  
 Starters Returning/Lost: 3/2

## STARTERS RETURNING

Tezarray Banks (F, 6-8, Sr.) 5.1 ppg, 3.9 rpg  
 Coby Karl (G, 6-4, Jr.) 12.7 ppg, 3.7 rpg, 3.8 apg  
 Eric Lane (G, 6-0, Jr.) 9.5 ppg, 2.3 rpg

## SERIES HISTORY

Series Record: BYU leads 7-2  
 Last Meeting: December 8, 2004 @ BYU  
 Result: BYU won 90-77

## MEDIA RELATIONS

Basketball Contact: Todd Miles  
 Office: (208) 426-3868  
 Home: (208) 383-9617  
 Email: tmiles@boisestate.edu  
 Fax: (208) 426-1778  
 Press Row: (208) 426-1503  
 Web Site: www.broncosports.com

# NORTHERN KENTUCKY

December 10; Provo, Utah, 7 p.m. MST

## GENERAL INFO

Location: Highland Heights, Ky.  
 Founded: 1968  
 Enrollment: 14,000  
 Nickname: Norse  
 Colors: Gold, Black and White  
 Home Arena: Regents Hall (1,685)  
 Conference: Great Lakes Valley  
 Athletic Director: Jane Meier

## BASKETBALL INFO

Head Coach: Dave Bezold  
 Alma Mater: Viterbo College '90  
 Best time to call: Contact SID  
 Office Phone: (859) 572-5192  
 Overall Record (Years): 14-15 (1 year)  
 Record at School (Years): 14-15 (1 year)  
 Assistant Coaches: Kevin Listerman, Pat Ryan, David Marshall, Donnie McFarland, Matt Elrod



HEAD COACH  
**Dave Bezold**

## 2004-2005

Overall Record: 14-15  
 Conference Record/Finish: 8-12/7th  
 Final Ranking/Postseason Finish: N/A

## 2005-2006

Lettermen Returning/Lost: 6/7  
 Starters Returning/Lost: 0/5

## STARTERS RETURNING

None

## SERIES HISTORY

Series Record: First meeting  
 Last Meeting: N/A  
 Result: N/A

## MEDIA RELATIONS

Basketball Contact: Don Owen  
 Office: (859) 572-5470  
 Cell: (859) 240-5497  
 Email: owend@nku.edu  
 Fax: (859) 572-5427  
 Press Row: (859) 572-5705  
 Web Site: www.nku.edu/~athletics/

## 2005-2006 SCHEDULE

11/18	Montana	1/12	at Utah State
11/21	Weber State	1/14	at Nevada
11/27	Montana State-Northern	1/19	San Jose State
12/1	at Idaho State	1/23	at Hawaii
12/3	at Weber State	1/26	Nevada
12/7	at <b>BYU</b>	1/28	at Idaho
12/11	Sacramento State	2/1	San Jose State
12/17	Utah Valley State	2/4	Fresno State
12/21	at ASU Tournament	2/11	Hawaii
(Arizona State, Boise State,		2/15	at New Mexico State
Northern Arizona, San Francisco)		2/18	Bracket Busters
12/22	at Arizona State Tourn.	2/20	at Louisiana Tech
12/29	Eastern Washington	2/23	Utah State
1/5	Louisiana Tech	2/25	at Fresno State
1/7	New Mexico State	3/4	Idaho

## 2005-2006 SCHEDULE

11/5	at Xavier	1/12	at Missouri-St. Louis
11/12	at Cincinnati	1/14	at Missouri-Rolla
11/18-19	Griffin/Lions Club Classic	1/19	Lewis
11/23	Grand Valley State	1/21	Wisconsin-Parkside
12/1	Rockhurst	1/28	Bellarmine
12/3	Drury	2/2	at SIU Edwardsville
12/6	at Indianapolis	2/4	at Quincy
12/8	at Saint Joseph's	2/9	Indianapolis
12/10	at <b>BYU</b>	2/11	Saint Joseph's
12/20	at Grand Valley State	2/14	at Kentucky Wesleyan
12/23	Thomas More	2/23	at Wisconsin-Parkside
12/29	at Nova Southeastern	2/25	at Lewis
12/30	at Lynn (Fla.)		
1/5	Kentucky Wesleyan		
1/7	Southern Indiana		



# 2005-06 BYU OPPONENTS

2005-06 BYU BASKETBALL

## WEBER STATE

December 17; Provo, Utah, 6 p.m. MST (SportsWest)

### GENERAL INFO

Location: Ogden, Utah  
Founded: 1889  
Enrollment: 18,000  
Nickname: Wildcats  
Colors: Royal Purple and White  
Home Arena: Dee Events Center (12,000)  
Conference: Big Sky  
Athletic Director: Jerry Graybeal

### BASKETBALL INFO

Head Coach: Joe Cravens  
Alma Mater: Texas-Arlington '77  
Best time to call: 10-11:30 a.m.  
Office Phone: (801) 626-7292  
Overall Record (Years): 161-123 (10 years)  
Record at School (Years): 106-71 (6 years)  
Assistant Coaches: Kirk Earlywine, John Stroia, Andy Jensen



HEAD COACH  
**Joe Cravens**

### 2004-2005

Overall Record: 14-16  
Conference Record/Finish: 7-7/6th  
Final Ranking/Postseason Finish: N/A

### 2005-2006


Lettermen Returning/Lost: 7/3  
Starters Returning/Lost: 1/3  
**STARTERS RETURNING**  
Coric Riggs (F, 6-4, Sr.) 10.3 ppg, 4 rpg

### SERIES HISTORY

Series Record: BYU leads 20-10  
Last Meeting: December 23, 2004 @ BYU  
Result: BYU won 79-61

### MEDIA RELATIONS

Basketball Contact: Brad Larsen  
Office: (801) 626-6010  
Cell: (801) 776-5376  
Email: blarsen3@weber.edu  
Fax: (801) 626-6490  
Press Row: (801) 626-6588  
Web Site: www.weber.edu/athletics



## LAMAR

December 20; Provo, Utah, 7 p.m. MST

### GENERAL INFO

Location: Beaumont, Texas  
Founded: 1923  
Enrollment: 10,800  
Nickname: Cardinals  
Colors: Red and White  
Home Arena: Montagne Center (10,080)  
Conference: Southland  
Athletic Director: Billy Tubbs

### BASKETBALL INFO

Head Coach: Billy Tubbs  
Alma Mater: Lamar (1958)  
Best time to call: weekdays, 10 a.m. - noon  
Office Phone: (409) 880-8301  
Overall Record (Years): 624-326 (30 years)  
Record at School (Years): 104-75 (6 years)  
Assistant Coaches: Steve Roccaforte, Brandon Aldrich, Kermit Holmes



HEAD COACH  
**Billy Tubbs**

### 2004-2005

Overall Record: 18-11  
Conference Record/Finish: 9-7/5th  
Final Ranking/Postseason Finish: N/A

### 2005-2006

Lettermen Returning/Lost: 9/3  
Starters Returning/Lost: 4/1  
**STARTERS RETURNING**  
Nashid Beard (F, 6-9, Sr.) 7.5 ppg, 3.9 rpg  
Alan Daniels (F, 6-6, Sr.) 19.9 ppg, 5.3 rpg  
Jason Grant (C, 6-10, Sr.) 4.8 ppg, 4.6 rpg  
Jeremy Long (G, 6-3, Sr.) 7.0 ppg, 1.9 rpg

### SERIES HISTORY

Series Record: First Meeting  
Last Meeting: N/A  
Result: N/A

### MEDIA RELATIONS

Basketball Contact: Daucy Crizer  
Office: (409) 880-8329  
Home: (409) 866-3639  
Email: crizerdc@hal.lamar.edu  
Fax: (409) 880-2338  
Press Row: (409) 880-2343  
Web Site: www.LamarCardinals.com

### 2005-2006 SCHEDULE

### 2005-2006 SCHEDULE

11/12	Adams State	1/7	at Montana
11/18	Montana-Western	1/12	Northern Arizona
11/21	at Boise State	1/14	Sacramento State
11/23	Montana Tech	1/19	at Portland State
11/26	Utah	1/21	at Eastern Washington
11/29	at Southern Utah	1/28	Idaho State
12/3	Boise State	2/2	Montana
12/6	at Utah Valley State	2/4	Montana State
12/10	Utah State	2/9	at Sacramento State
<b>12/17</b>	<b>at BYU</b>	2/11	at Northern Arizona
12/20	SUU	2/15	Eastern Washington
12/22	at IPFW	2/18	Portland State
12/28	Utah Valley State	2/25	at Idaho State
12/31	at Wyoming		
1/5	at Montana State		

11/17-20	at Top of the World Classic	1/7	at Texas State
11/18	vs. Southern Mississippi	1/12	at Stephen F. Austin
11/19	vs. Denver/Kennesaw St.	1/14	Texas-Arlington
11/20	vs. Alaska-Fairbanks/San Diego St./Illinois-Chicago/Montana St.	1/19	Louisiana-Monroe
11/28	at Memphis	1/26	at Nicholls State
12/3	Oklahoma City	1/28	Stephen F. Austin
12/6	Louisiana College	2/4	at McNeese State
12/10	Prairie View A&M	2/8	Texas State
12/14	at Arkansas State	2/11	at Texas-San Antonio
12/17	Tulsa	2/15	Sam Houston State
<b>12/20</b>	<b>at BYU</b>	2/18	at Texas-Arlington
12/22	at Air Force	2/23	at Northwestern State
12/28	St. Gregory's	2/25	at Louisiana-Monroe
12/30	Delta State	3/1	Nicholls State
1/4	McNeese State	3/3	Southeastern Louisiana



# UTAH STATE

December 22; Logan, Utah, 7 p.m. MST (KJZZ)

## GENERAL INFO

Location: Logan, Utah  
 Founded: 1888  
 Enrollment: 21,490  
 Nickname: Aggies  
 Colors: Navy Blue and White  
 Home Arena: Dee Glen Smith Spectrum (10,270)  
 Conference: Western Athletic  
 Athletic Director: Randy Spetman

## BASKETBALL INFO

Head Coach: Stew Morrill  
 Alma Mater: Gonzaga '74  
 Best time to call: Contact SID  
 Office Phone: (435) 797-2060  
 Overall Record (Years): 385-192 (19 years)  
 Record at School (Years): 167-54 (7 years)  
 Assistant Coaches: Don Verflin, Tim Duryea, Don Hoist



HEAD COACH  
Stew Morrill

## 2004-2005

Overall Record: 24-8  
 Conference Record/Finish: 13-5/2nd  
 Final Ranking/Postseason Finish: NR/Lost to Arizona (66-53) in NCAA First Round

## 2005-2006

Lettermen Returning/Lost: 5/6  
 Starters Returning/Lost: 4/1  
**STARTERS RETURNING**  
 Jaycee Carroll (G, 6-2, So.) 14.7 ppg, 4.3 rpg  
 Nate Harris (F, 6-7, Sr.) 13.0 ppg, 6.0 rpg  
 Cass Matheus (C, 6-10, Sr.) 6.2 ppg, 2.8 rpg  
 David Pak (G, 6-2, Sr.) 6.1 ppg, 3.1 apg

## SERIES HISTORY

Series Record: BYU leads 133-89  
 Last Meeting: December 18, 2004 @ BYU  
 Result: USU won 84-62

## MEDIA RELATIONS

Basketball Contact: Doug Hoffman  
 Office: (435) 797-3714  
 Cell: (435) 881-8011  
 Email: doug.hoffman@usu.edu  
 Fax: (435) 797-2615  
 Press Row: (435) 797-1686  
 Web Site: www.UtahStateAggies.com

## 2005-2006 SCHEDULE

11/19	at Oral Roberts	1/14	Idaho
11/21	at Middle Tennessee	1/18	Louisiana Tech
11/26	Lewis & Clark College	1/23	at Nevada
11/30	at Utah	1/28	South Dakota State
12/5	Middle Tennessee	1/30	Hawaii
12/10	at Weber State	2/2	at New Mexico State
12/17	at Hawaii	2/4	at Louisiana Tech
12/20	Oral Roberts	2/11	New Mexico State
12/22	<b>BYU</b>	2/15	at Idaho
12/29-30	at Gossner Foods Classic	2/23	at Boise State
	Arkansas-Little Rock,	2/25	Nevada
	Binghamton, Idaho St.	3/2	Fresno State
1/5	at San Jose State	3/4	San Jose State
1/7	at Fresno State		
1/12	Boise State		

# EASTERN WASHINGTON

December 27; Provo, Utah, 7 p.m. MST

## GENERAL INFO

Location: Cheney, Wash.  
 Founded: 1882  
 Enrollment: 9,868  
 Nickname: Eagles  
 Colors: Red and White  
 Home Arena: Reese Court (6,000)  
 Conference: Big Sky  
 Interim Athletic Director: Pamela Parks

## BASKETBALL INFO

Head Coach: Mike Burns  
 Alma Mater: Central Washington '97  
 Best time to call: weekday mornings  
 Office Phone: (509) 359-2497  
 Overall Record (Years): 8-20 (1 year)  
 Record at School (Years): 8-20 (1 year)  
 Assistant Coaches: Carl Howell, Brandon Rinta, Grant Leep



HEAD COACH  
Mike Burns

## 2004-2005

Overall Record: 8-20  
 Conference Record/Finish: 5-9/6th  
 Final Ranking/Postseason Finish: N/A

## 2005-2006

Lettermen Returning/Lost: 5/8  
 Starters Returning/Lost: 2/3  
**STARTERS RETURNING**  
 Jake Beitinger (F, 6-8, So.) 7.3 ppg, 3.3 rpg  
 Deuce Smith (G, 6-3, Sr.) 7.6 ppg, 3.9 rpg

## SERIES HISTORY

Series Record: BYU leads 1-0  
 Last Meeting: November 25, 1989 @ BYU  
 Result: BYU won 96-84

## MEDIA RELATIONS

Basketball Contact: Dave Cook  
 Office: (509) 359-6334  
 Home: (509) 235-4672  
 Cell: (509) 280-2502  
 Email: dcook@mail.ewu.edu  
 Fax: (509) 359-2828  
 Press Row: (509) 359-6331  
 Web Site: www.goeags.com

## 2005-2006 SCHEDULE

11/19	Pacific Lutheran	1/21	Weber State
11/23-26	at Great Alaska Shootout	1/26	at Montana State
11/30	at Idaho	1/28	at Montana
12/4	Cal State Northridge	2/2	Sacramento State
12/10	at UC Riverside	2/4	Northern Arizona
12/16	at Washington	2/11	Portland State
12/19	vs. Gonzaga	2/16	at Weber State
12/23	Cal Poly San Luis Obispo	2/18	ESPN Bracket Buster-Opponent TBA
12/27	<b>at BYU</b>		
12/29	at Boise State	2/23	Montana
1/1	San Diego	2/25	Montana State
1/5	at Northern Arizona	2/27	at Idaho State
1/7	at Sacramento State		
1/14	at Portland State		
1/19	Idaho State		



# 2005-06 BYU OPPONENTS

2005-06 BYU BASKETBALL

## TULSA

December 30; Provo, Utah, 7 p.m. MST

### GENERAL INFO

Location: Tulsa, Okla.  
 Founded: 1894  
 Enrollment: 4,100  
 Nickname: Golden Hurricane  
 Colors: Old Gold, Royal Blue, Crimson  
 Home Arena: Donald W. Reynolds Center (8,355)  
 Conference: Western Athletic  
 Athletic Director: Bubba Cunningham



HEAD COACH  
**Doug Wojcik**

### BASKETBALL INFO

Head Coach: Doug Wojcik  
 Alma Mater: U.S. Naval Academy '87  
 Best time to call: Contact SID  
 Office Phone: (918) 631-3132  
 Overall Record (Years): 0-0 (first year)  
 Record at School (Years): 0-0 (first year)  
 Assistant Coaches: Hassan Booker, David Cason, Dave Wojcik

### 2004-2005

Overall Record: 9-20  
 Conference Record/Finish: 5-13/9th  
 Final Ranking/Postseason Finish: N/A

### 2005-2006

Lettermen Returning/Lost: 5/6  
 Starters Returning/Lost: 3/2

### STARTERS RETURNING

Deion James (G, 6-1, So.) 5.0 ppg, 2.6 rpg  
 Brett McDade (G, 6-0, So.) 9.6 ppg, 2.0 rpg  
 Anthony Price (F, 6-8, Sr.) 13.3 ppg, 4.7 rpg

### SERIES HISTORY

Series Record: BYU leads 6-4  
 Last Meeting: March 3, 1998 in Las Vegas  
 Result: Tulsa won 59-56

### MEDIA RELATIONS

Basketball Contact: Don Tomkalski  
 Office: (918) 631-3200  
 Home: (918) 250-6803  
 Email: donald-tomkalski@utulsa.edu  
 Fax: (918) 631-3913  
 Press Row: (918) 631-5400 or (918) 631-5401  
 Web Site: www.tulсахurricane.com

## AIR FORCE

January 5; USAFA, Colo., 9 p.m. MST (ESPN2)

February 4; Provo, Utah, 1 p.m. MST (ESPN+)

### GENERAL INFO

Location: USAF Academy, Colorado  
 Founded: 1954  
 Enrollment: 4,000  
 Nickname: Falcons  
 Colors: Blue and Silver  
 Home Arena: Clune Arena (5,939)  
 Conference: Mountain West  
 Athletic Director: Dr. Hans Mueh



HEAD COACH  
**Jeff Bzdelik**

### BASKETBALL INFO

Head Coach: Jeff Bzdelik  
 Alma Mater: Illinois-Chicago '76  
 Best time to call: Contact SID  
 Office Phone: (719) 333-3039  
 Overall Record (Years): 25-31 (2 years)  
 Record at School (Years): 0-0 (first year)  
 Assistant Coaches: Larry Mangino, Jeff Reynolds, Derrick Clark, Capt. Rob Pryor

### 2004-2005

Overall Record: 18-12  
 Conference Record/Finish: 9-5/3rd  
 Final Ranking/Postseason Finish: N/A

### 2005-2006

Lettermen Returning/Lost: 13/4  
 Starters Returning/Lost: 4/1

### STARTERS RETURNING

Antoine Hood (G, 6-4, Sr.) 13.0 ppg, 3.1 rpg  
 Nick Welch (C, 6-8, Sr.) 12.0 ppg, 3.6 rpg  
 Jacob Burttschi (F, 6-6, Jr.) 8.0 ppg, 4.3 rpg  
 Matt McCraw (G, 6-2, Jr.) 9.0 ppg, 1.7 rpg

### SERIES HISTORY

Series Record: BYU leads 42-11  
 Last Meeting: February 21, 2005 @ Air Force  
 Result: Air Force won 70-39

### MEDIA RELATIONS

Basketball Contact: Jerry Cross  
 Office: (719) 333-3950  
 Cell: (719) 338-0804  
 Email: jerry.cross@usafa.af.mil  
 Fax: (719) 333-3798  
 Press Row: (719) 333-6467  
 Web Site: www.airforcesports.com

### 2005-2006 SCHEDULE

11/13	Central Oklahoma	1/11	at UAB
11/19	Stephen F. Austin	1/14	Southern Mississippi
11/22	at Cal State-Northridge	1/18	Marshall
11/26	Texas A&M-Corpus Christi	1/21	at UCF
		1/28	at East Carolina
11/30	Oklahoma	2/1	Memphis
12/3	Oral Roberts	2/4	UTEP
12/6	at Northern Arizona	2/8	at SMU
12/11	Southern Arkansas	2/11	Rice
12/17	at Lamar	2/18	at Houston
12/19	Southern University	2/22	SMU
12/22	at Eastern Michigan	2/25	at Memphis
12/30	at <b>BYU</b>	3/1	at UTEP
1/2	North Texas	3/4	Tulane
1/7	at Texas-Pan American		

### 2005-2006 SCHEDULE

11/13	vs. Northern Arizona	1/14	TCU
11/14-15	BCA Classic	1/19	Utah
11/19	UCCS	1/21	at New Mexico
11/23	Western State	1/25	at UNLV
11/27	at Navy	2/1	Colorado State
11/30	Arkansas-Pine Bluff	2/4	at <b>BYU</b>
12/3	at Texas-Pan American	2/8	at San Diego State
12/8	Northern Colorado	2/11	Wyoming
12/13	St. Mary's College	2/15	at TCU
12/22	Lamar University	2/18	at Utah
12/28	Georgia Tech	2/22	New Mexico
12/31	IPFW	2/25	UNLV
1/5	<b>BYU</b>	3/4	at Colorado State
1/7	San Diego State		
1/11	at Wyoming		





## UTAH

January 7; Provo, Utah, 1 p.m. MST (ESPN+)  
February 8; Salt Lake City, Utah, 7 p.m. MST (KJZZ)

### GENERAL INFO

Location: Salt Lake City, Utah  
Founded: 1850  
Enrollment: 28,933  
Nickname: Runnin' Utes  
Colors: Crimson and White  
Home Arena: Jon M. Huntsman Center (15,000)  
Conference: Mountain West  
Athletic Director: Dr. Chris Hill

### BASKETBALL INFO

Head Coach: Ray Giacoletti  
Alma Mater: Minot State '85  
Best time to call: Mornings  
Office Phone: (801) 581-5451  
Overall Record (Years): 146-89 (8 years)  
Record at School (Years): 29-6 (1 year)  
Assistant Coaches: Randy Rahe, Marty Wilson, Mike Score

### 2004-2005

Overall Record: 29-6  
Conference Record/Finish: 13-1/1st  
Final Ranking/Postseason Finish: No. 14/Lost in NCAA Sweet 16 to Kentucky

### 2005-2006

Lettermen Returning/Lost: 6/6  
Starters Returning/Lost: 2/3

### STARTERS RETURNING

Tim Drisdorn (G, 6-3, Sr.) 4.7 ppg, 2.2 rpg  
Bryant Markson (F, 6-6, Sr.) 10.4 ppg, 3.9 rpg

### SERIES HISTORY

Series Record: Utah leads 122-117  
Last Meeting: Feb. 26, 2005 @ Utah  
Result: Utah won 69-60

### MEDIA RELATIONS

Basketball Contact: Mike Lageschulte  
Office: (801) 581-9162  
Home: (801) 582-7181  
Email: mlageschulte@huntsman.utah.edu  
Fax: (801) 581-4358  
Press Row: (801) 581-6657  
Web Site: www.UtahUtes.com



HEAD COACH  
**Ray Giacoletti**

## UNLV

January 11; Las Vegas, Nev., 7 p.m. PST (SportsWest)  
February 11; Provo, Utah, 6 p.m. MST (ESPN2)

### GENERAL INFO

Location: Las Vegas, Nev.  
Founded: 1957  
Enrollment: 27,000  
Nickname: Runnin' Rebels  
Colors: Scarlet and Gray  
Home Arena: Thomas & Mack Center (18,500)  
Conference: Mountain West  
Athletic Director: Mike Hamrick

### BASKETBALL INFO

Head Coach: Lon Kruger  
Alma Mater: Kansas State '75  
Best time to call: Weekday mornings  
Office Phone: (702) 895-3295  
Overall Record (Years): 335-247 (19 years)  
Record at School (Years): 17-14 (1 year)  
Assistant Coaches: Greg Gensing, Steve Henson, Lew Hill

### 2004-2005

Overall Record: 17-14  
Conference Record/Finish: 7-7/T-4th  
Final Ranking/Postseason Finish: NR/Lost at South Carolina in NIT Second Round

### 2005-2006

Lettermen Returning/Lost: 7/5  
Starters Returning/Lost: 3/2

### STARTERS RETURNING

Louis Amundson (F, 6-9, Sr.) 7.8 ppg, 7.5 rpg  
Ricky Morgan (G, 6-0, Sr.) 4.1 ppg, 0.9 rpg  
Michael Umeh (G, 6-2, Jr.) 9.7 ppg, 2.5 rpg

### SERIES HISTORY

Series Record: BYU leads 10-9  
Last Meeting: March 5, 2005 @ BYU  
Result: UNLV won 76-66

### MEDIA RELATIONS

Basketball Contact: Andy Grossman  
Office: (702) 895-3995  
Home: (702) 630-3949  
Email: andy.grossman@unlv.edu  
Fax: (702) 895-0989  
Press Row: (702) 895-4600  
Web Site: www.UNLVRebels.com



HEAD COACH  
**Lon Kruger**

### 2005-2006 SCHEDULE

11/18	Texas State	1/21	UNLV
11/22	Rhode Island	1/28	TCU
11/26	at Weber State	2/1	at Wyoming
11/30	Utah State	2/4	at New Mexico
12/3	at Rice	<b>2/8</b>	<b>BYU</b>
12/7	at Colorado	2/11	at San Diego State
12/10	Southern Utah	2/15	Colorado State
12/17	Arizona	2/18	Air Force
12/19	Adams State College	2/22	at UNLV
12/22	vs. Washington State	3/1	at TCU
12/28	High Point	3/4	Wyoming
1/4	New Mexico		
<b>1/7</b>	<b>at BYU</b>		
1/14	at Colorado State		
1/19	at Air Force		

### 2005-2006 SCHEDULE

11/18	Long Beach State	1/18	Colorado State
11/22	Hawaii	1/21	at Utah
11/26	Nevada, Reno	1/25	Air Force
11/30	at Oklahoma State	1/28	New Mexico
12/3	at Oregon State	2/1	at TCU
12/6	at Hawaii	2/4	Wyoming
12/10	at Minnesota	<b>2/11</b>	<b>at BYU</b>
12/17	Texas Tech	2/16	San Diego State
12/20	Houston	2/18	at Colorado State
12/22	Pepperdine	2/22	Utah
12/29	Loyola Marymount	2/25	at Air Force
12/31	Southern Utah	3/1	at New Mexico
1/4	at Wyoming	3/4	TCU
<b>1/11</b>	<b>BYU</b>		
1/14	at San Diego State		



# 2005-06 BYU OPPONENTS

2005-06 BYU BASKETBALL

## WYOMING

January 18; Provo, Utah, 7 p.m. MST (SportsWest)  
February 18; Laramie, Wyo., 7 p.m. MST (SportsWest)

### GENERAL INFO

Location: Laramie, Wyo.  
Founded: 1886  
Enrollment: 13,207  
Nickname: Cowboys  
Colors: Brown and Gold  
Home Arena: Arena-Auditorium (15,000)  
Conference: Mountain West  
Athletic Director: Gary Barta

### BASKETBALL INFO

Head Coach: Steve McClain  
Alma Mater: Chadron State '84  
Best time to call: 11-11:30 a.m. Tues/Thurs  
Office Phone: (307) 766-5441  
Overall Record (Years): 126-82 (7 years)  
Record at School (Years): 126-82 (7 years)  
Assistant Coaches: John Adams, Silvey Dominguez, Shaun Vandiver



HEAD COACH  
**Steve McClain**

### 2004-2005

Overall Record: 15-13  
Conference Record/Finish: 7-7/T-4th  
Final Ranking/Postseason Finish: N/A

### 2005-2006

Lettermen Returning/Lost: 6/5  
Starters Returning/Lost: 1/4

### STARTERS RETURNING

Justin Williams (F/C, 6-10, Sr.) 8.9 ppg, 6.4 rpg

### SERIES HISTORY

Series Record: BYU leads 92-69  
Last Meeting: Feb. 12, 2005 @ BYU  
Result: Wyoming won 59-58

### MEDIA RELATIONS

Basketball Contact: Kevin M. McKinney  
Office: (307) 766-2256  
Cell: (307) 760-7845  
Email: kevinm@uwyo.edu  
Fax: (307) 766-2346  
Press Row: (307) 766-2222  
Web Site: www.wyomingathletics.com

## SAN DIEGO STATE

January 21; San Diego, Calif., 7 p.m. PST (SportsWest)  
February 22; Provo, Utah, 7 p.m. MST (SportsWest)

### GENERAL INFO

Location: San Diego, Calif.  
Founded: 1897  
Enrollment: 37,174  
Nickname: Aztecs  
Colors: Scarlet and Black  
Home Arena: Cox Arena at Aztec Bowl (12,414)  
Conference: Mountain West  
Athletic Director: Jeff Schemmel

### BASKETBALL INFO

Head Coach: Steve Fisher  
Alma Mater: Illinois State '67  
Best time to call: Contact SID  
Office Phone: (619) 594-6249  
Overall Record (Years): 265-179 (14 years)  
Record at School (Years): 81-97 (6 years)  
Assistant Coaches: Brian Dutcher, Gregg Gottlieb, Mark Hughes



HEAD COACH  
**Steve Fisher**

### 2004-2005

Overall Record: 11-18  
Conference Record/Finish: 4-10/6th  
Final Ranking/Postseason Finish: N/A

### 2005-2006

Lettermen Returning/Lost: 7/5  
Starters Returning/Lost: 4/1

### STARTERS RETURNING

Mohamed Camara (C, 6-10, Sr.) 2.4 ppg, 3.8 rpg  
Brandon Heath (G, 6-4, Jr.) 18.3 ppg, 3.7 apg  
John Sharper (G, 6-0, Sr.) 6.0 ppg, 1.3 apg  
Marcus Slaughter (F, 6-9, Jr.) 17.8 ppg, 9.0 rpg

### SERIES HISTORY

Series Record: BYU leads 38-18  
Last Meeting: Feb. 7, 2005 @ SDSU  
Result: SDSU won 66-58

### MEDIA RELATIONS

Basketball Contact: Mike May  
Office: (619) 594-5547  
Cell: (619) 957-8372  
Email: mmay@mail.sdsu.edu  
Fax: (619) 582-6541  
Press Row: (619) 265-5853  
Web Site: www.goaztecs.com

### 2005-2006 SCHEDULE

11/13-15	2005 BCA Invitational	1/18	at <b>BYU</b>
11/22	Northern Colorado	1/25	at Colorado State
11/30	at Washington State	1/28	SDSU
12/3	Southern Illinois	2/1	Utah
12/5	Colorado-Colo. Springs	2/4	at UNLV
12/10	at Princeton	2/8	TCU
12/17	Montana State	2/11	at Air Force
12/22	SMU	2/15	at New Mexico
12/27	Wisconsin-Milwaukee	2/18	<b>BYU</b>
12/31	Weber State	2/25	Colorado State
1/2	at Denver	3/1	at SDSU
1/4	UNLV	3/4	at Utah
1/7	at TCU		
1/11	Air Force		
1/14	New Mexico		

### 2005-2006 SCHEDULE

11/17	at Alaska Fairbanks	1/11	at Utah
11/19	vs. Ill.-Chicago/ Mont.St.	1/14	UNLV
11/20	vs. Denver/Kennesaw	1/18	at TCU
St./Lamar/Southern Mississippi		1/21	<b>BYU</b>
11/26	Albany	1/25	New Mexico
11/30	at San Diego	1/28	at Wyoming
12/3	Point Loma Nazarene	2/4	at Colorado State
12/6	at California	2/8	Air Force
12/10	vs. Wash. St. (S.D. Slam)	2/11	Utah
12/17	UC Santa Barbara	2/16	at UNLV
12/20	UMBC	2/18	TCU
12/27	at Providence	2/22	at <b>BYU</b>
12/31	Loyola Marymount	2/25	at New Mexico
1/4	Colorado State	3/1	Wyoming
1/7	at Air Force	3/3	South Dakota State



## TCU

January 25; Provo, Utah, 7 p.m. MST

February 25; Fort Worth, Texas, 7 p.m. CST

### GENERAL INFO

Location: Fort Worth, Texas  
 Founded: 1873  
 Enrollment: 8,632  
 Nickname: Horned Frogs  
 Colors: Purple and White  
 Home Arena: Daniel-Myer Coliseum (7,201)  
 Conference: Mountain West  
 Athletic Director: Daniel B. Morrison, Jr.

### BASKETBALL INFO

Head Coach: Neil Dougherty  
 Alma Mater: Cameron, '84  
 Best time to call: 1-3 p.m.  
 Office Phone: (817) 257-7968  
 Overall Record (Years): 42-50 (3 years)  
 Record at School (Years): 42-50 (3 years)  
 Assistant Coaches: Rick Callahan, Kevin Lewis, Jeff Luster



HEAD COACH  
**Neil Dougherty**

### 2004-2005

Overall Record: 21-14  
 Conference Record/Finish: 8-8/8th Conference USA  
 Final Ranking/Postseason Finish: NR/NIT Quarterfinal loss to Maryland, 73-85

### 2005-2006

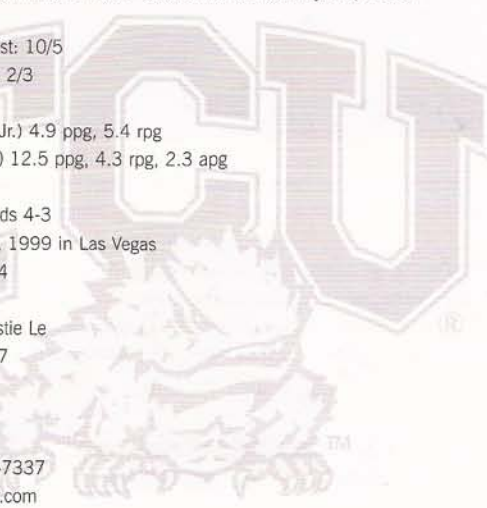
Lettermen Returning/Lost: 10/5  
 Starters Returning/Lost: 2/3  
**STARTERS RETURNING**  
 Femi Ibikunle (C, 6-9, Jr.) 4.9 ppg, 5.4 rpg  
 Nile Murry (G, 6-4, Sr.) 12.5 ppg, 4.3 rpg, 2.3 apg

### SERIES HISTORY

Series Record: BYU leads 4-3  
 Last Meeting: March 2, 1999 in Las Vegas  
 Result: BYU won 90-74

### MEDIA RELATIONS

Basketball Contact: Kristie Le  
 Office: (817) 257-5367  
 Cell: (817) 343-6465  
 Email: K.Le2@tcu.edu  
 Fax: (817) 257-7964  
 Press Row: (817) 257-7337  
 Web Site: www.gofrogs.com



## COLORADO STATE

January 28; Fort Collins, Colo., 7 p.m. MST

March 1; Provo, Utah, 7 p.m. MST

### GENERAL INFO

Location: Fort Collins, Colo.  
 Founded: 1870  
 Enrollment: 25,382  
 Nickname: Rams  
 Colors: Green and Gold  
 Home Arena: Moby Arena (8,745)  
 Conference: Mountain West  
 Athletic Director: Mark Driscoll

### BASKETBALL INFO

Head Coach: Dale Layer  
 Alma Mater: Eckerd College '80  
 Office Phone: (970) 491-6232  
 Overall Record (Years): 237-165 (14 years)  
 Record at School (Years): 70-78 (5 years)  
 Assistant Coaches: Bill Peterson, Owen Miller, Myron Guillory



HEAD COACH  
**Dale Layer**

### 2004-2005

Overall Record: 11-17  
 Conference Record/Finish: 3-11/T-7th  
 Final Ranking/Postseason Finish: N/A

### 2005-2006

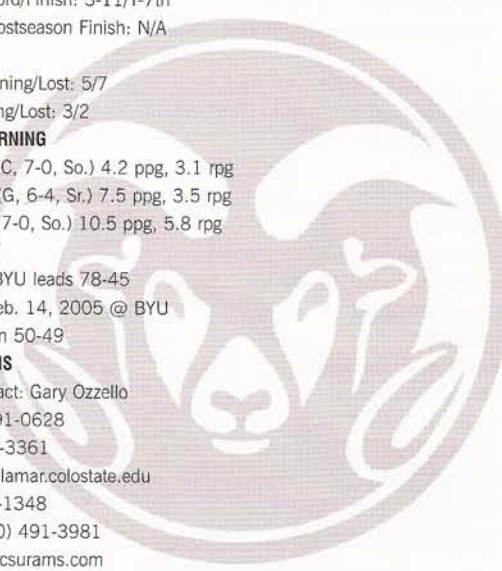
Lettermen Returning/Lost: 5/7  
 Starters Returning/Lost: 3/2  
**STARTERS RETURNING**  
 Stuart Creason (C, 7-0, So.) 4.2 ppg, 3.1 rpg  
 Michael Morris (G, 6-4, Sr.) 7.5 ppg, 3.5 rpg  
 Jason Smith (F, 7-0, So.) 10.5 ppg, 5.8 rpg

### SERIES HISTORY

Series Record: BYU leads 78-45  
 Last Meeting: Feb. 14, 2005 @ BYU  
 Result: BYU won 50-49

### MEDIA RELATIONS

Basketball Contact: Gary Ozzello  
 Office: (970) 491-0628  
 Cell: (970) 222-3361  
 Email: ramsid@lamar.colostate.edu  
 Fax: (970) 491-1348  
 Press Row: (970) 491-3981  
 Web Site: www.csurams.com



### 2005-2006 SCHEDULE

11/19	Tarleton State	1/14	at Air Force
11/22	Jackson State	1/18	SDSU
11/25-26	Las Vegas Invitational	1/21	Colorado State
11/30	at Texas Tech	<b>1/25</b>	<b>at BYU</b>
12/3	at Syracuse	1/28	at Utah
12/7	at Tulane	2/1	UNLV
12/10	Texas-Arlington	2/8	at Wyoming
12/18	Arkansas-Pine Bluff	2/11	New Mexico
12/20	Colorado	2/15	Air Force
12/22	Texas A&M Corpus-Christi	2/18	at SDSU
12/28	Grambling State	2/22	at Colorado State
12/30	at SMU	<b>2/25</b>	<b>BYU</b>
1/3	Saint Mary's (Calif.)	3/1	Utah
1/7	Wyoming	3/4	at UNLV
1/11	at New Mexico		

### 2005-2006 SCHEDULE

11/18	at Northern Colorado	1/14	Utah
11/21	Colorado	1/18	at UNLV
11/23	North Dakota State	1/21	at TCU
11/26	vs. Denver	1/25	Wyoming
11/28	Auburn	<b>1/28</b>	<b>BYU</b>
12/3	IUPUI	2/1	at Air Force
12/7	at Kansas State	2/4	SDSU
12/10	Pepperdine	2/8	New Mexico
12/20	vs. Western Michigan	2/15	at Utah
12/21	vs. TBA	2/18	UNLV
12/23	vs. TBA	2/22	TCU
12/28	CU-Colorado Springs	2/25	at Wyoming
12/30	Arkansas Tech	<b>3/1</b>	<b>at BYU</b>
1/4	at SDSU	3/4	Air Force
1/7	at New Mexico		



# 2005-06 BYU OPPONENTS

2005-06 BYU BASKETBALL

## NEW MEXICO

February 1; Albuquerque, N.M., 7 p.m. MST (SportsWest)

March 4; Provo, Utah, 7 p.m. MST (SportsWest)

### GENERAL INFO

Location: Albuquerque, N.M.  
Founded: 1889  
Enrollment: 26,500  
Nickname: Lobos  
Colors: Cherry and Silver  
Home Arena: The Pit/Bob King Court (18,018)  
Conference: Mountain West  
Athletic Director: Rudy Davalos

### BASKETBALL INFO

Head Coach: Ritchie McKay  
Alma Mater: Seattle Pacific '87  
Office Phone: (505) 925-5750  
Overall Record (Years): 133-128 (9 years)  
Record at School (Years): 50-39 (3 years)  
Assistant Coaches: Brad Soucie, Scott Didrickson, Duane Broussard

### 2004-2005

Overall Record: 26-7  
Conference Record/Finish: 10-4/2nd  
Final Ranking/Postseason Finish: NR/Lost to Villanova 55-47 in NCAA First Round

### 2005-2006

Lettermen Returning/Lost: 8/6  
Starters Returning/Lost: 2/3

### STARTERS RETURNING

David Chiotti (F, 6-9, Sr.) 10.4 ppg, 5.1 rpg  
Mark Walters (G, 6-2, Sr.) 10.5 ppg, 3.6 rpg

### SERIES HISTORY

Series Record: BYU leads 67-50  
Last Meeting: March 10, 2005 @ MWC Tournament in Denver  
Result: UNM won 85-71

### MEDIA RELATIONS

Basketball Contact: Jay Blackman  
Office: (505) 925-5528  
Cell: (505) 710-2828  
Email: Blackman@unm.edu  
Fax: (505) 925-5529  
Press Row: (505) 925-5988  
Web Site: www.golobos.com



HEAD COACH  
**Ritchie McKay**

## MOUNTAIN WEST TOURNAMENT

March 7-11; Denver, Colorado

Pepsi Center (ESPN and ESPN+)

The Mountain West Conference Men's Basketball Championship returns to the Pepsi Center in Denver for 2006. The Pepsi Center has a seating capacity of 19,555 and will play host to the nine-team MWC championship for the third straight year. Situated at the edge of downtown Denver, the Pepsi Center anchors Denver's thriving LoDo entertainment district and provides the region's newest sports and entertainment venue. Home to the NBA's Denver Nuggets and the NHL's Colorado Avalanche, the Pepsi Center offers a state-of-the-art facility for a variety of events.



The 19,555-seat Pepsi Center

Seeds for the Mountain West Conference Basketball Championship are determined by the finish of each team in a 16-game regular-season schedule. The winner of the 2006 Mountain West Conference Basketball Championship will receive an automatic bid to the NCAA Tournament. All seven games of the MWC Men's Basketball Championship will be televised (detailed television announcements will be released at a later date). To order tickets for the 2006 Mountain West Conference Basketball Championship contact your local institution's athletic ticket office.

### 2006 MOUNTAIN WEST CONFERENCE MEN'S BASKETBALL CHAMPIONSHIP



TUESDAY-SATURDAY  
MARCH 7-11, 2006  
PEPSI CENTER  
DENVER, COLO.

### 2005-2006 SCHEDULE

11/18-20 Jim Thorpe Classic	1/11	TCU
11/23 at Kansas State	1/14	at Wyoming
11/26 UTEP	1/21	Air Force
12/3 at New Mexico State	1/25	at San Diego State
12/10 vs. Washington	1/28	at UNLV
12/13 New Mexico State	2/1	BYU
12/17 Oregon	2/4	Utah
12/20 Alcorn State	2/8	at Colorado State
12/22 at U. of San Diego	2/11	at TCU
12/28-29 Lobo Invitational	2/15	Wyoming
12/28 Dartmouth	2/22	at Air Force
12/29 Radford or Texas-Arlington	2/25	San Diego State
1/4 at Utah	3/1	UNLV
1/7 Colorado State	3/4	at BYU



## MWC TOURNAMENT HISTORY

Results from the Mountain West Conference Tournament

**2000**  
Thomas & Mack Center, Las Vegas, Nev.

Thursday, March 9 – Quarterfinals  
**(6) BYU 55, (3) New Mexico 43**  
(2) Utah 74, (7) Air Force 65  
(5) Wyoming 74, (4) Colorado State 68  
(1) UNLV 77, (8) San Diego State 72

Friday, March 10 – Semifinals  
**(6) BYU 58, (2) Utah 54**  
(1) UNLV 97, (5) Wyoming 92

Saturday, March 11 – Finals  
**(1) UNLV 79, (6) BYU 56**

**2001**  
Thomas & Mack Center, Las Vegas, Nev.

Thursday, March 8 – Quarterfinals  
**(2) BYU 69, (7) Air Force 54**  
(3) Wyoming 73, (6) San Diego State 58  
(4) New Mexico 76, (5) Colorado State 65  
(1) Utah (bye)

Friday, March 9 – Semifinals  
**(2) BYU 77, (3) Wyoming 66**  
(4) New Mexico 56, (1) Utah 53

Saturday, March 10 – Finals  
**(2) BYU 69, (4) New Mexico 65**

**2002**  
Thomas & Mack Center, Las Vegas, Nev.

Thursday, March 7 – Quarterfinals  
(1) Wyoming 69, (8) Air Force 67 (OT)  
**(5) San Diego State 62, (4) BYU 51**  
(2) Utah 69, (7) Colorado State 66  
(3) UNLV 120, (6) New Mexico 117 (2OT)

Friday, March 8 – Semifinals  
(5) San Diego State 70, (1) Wyoming 69  
(3) UNLV 76, (2) Utah (70)

Saturday, March 9 – Finals  
(5) San Diego State 78, (3) UNLV 75

**2003**  
Thomas & Mack Center, Las Vegas, Nev.

Thursday, March 13 – Quarterfinals  
**(2) BYU 71, (7) New Mexico 56**  
(6) Colorado State 74, (3) Wyoming 71  
(1) Utah 42, (8) Air Force 38  
(4) UNLV 83, (5) San Diego State 67

Friday, March 14 – Semifinals  
**(6) Colorado State 86, (2) BYU 80 (OT)**  
(4) UNLV 64, (1) Utah 41

Saturday, March 15 – Finals  
(6) Colorado State 62, (4) UNLV 61

**2004**  
Pepsi Center, Denver, Colo.

Thursday, March 9 – Quarterfinals  
(3) Utah 75, (6) San Diego State 69  
**(2) BYU 79, (7) Wyoming 74**  
(8) Colorado State 60, (1) Air Force 48  
(4) UNLV 55, (5) New Mexico 53

Friday, March 10 – Semifinals  
**(3) Utah 54, (2) BYU 51**  
(4) UNLV 80, (8) Colorado State 73

Saturday, March 11 – Finals  
(3) Utah 73, (4) UNLV 70

**2005**  
Pepsi Center, Denver, Colo.

Thursday, March 10 – Quarterfinals  
(1) Utah 62, (8) Colorado State 49  
(4) UNLV 70, (5) Wyoming 63  
**(2) New Mexico 85, (7) BYU 71**  
(6) SDSU 73, (3) Air Force 68

Friday, March 11 – Semifinals  
(1) Utah 73, (4) UNLV 67  
(2) New Mexico 77, (6) SDSU 67

Saturday, March 12 – Finals  
(2) New Mexico 60, (1) Utah 56



## 2006 NCAA CHAMPIONSHIP

68th Annual Division I Basketball Championship

**Opening Round**  
Tuesday, March 14, 2006

University of Dayton Arena • Dayton, Ohio  
Host: University of Dayton

**First/Second Rounds**  
Thursday and Saturday, March 16 and 18, 2006

Greensboro Coliseum • Greensboro, NC  
Host: Atlantic Coast Conference

Jacksonville Veterans Memorial Arena • Jacksonville, Fla.  
Host: Jacksonville University

Jon M. Huntsman Center • Salt Lake City, Utah  
Host: University of Utah

Cox Arena • San Diego, Calif.  
Host: San Diego State University

**Friday and Sunday, March 17 and 19, 2006**

University of Dayton Arena • Dayton, Ohio  
Host: University of Dayton

Wachovia Center • Philadelphia, Penn.  
Host: Atlantic 10 Conference

American Airlines Center • Dallas, Texas  
Host: Big 12 Conference

Palace of Auburn Hills • Auburn Hills, Mich.  
Host: Oakland University

**Regionals**  
Thursday and Saturday, March 23 and 25, 2006

Georgia Dome • Atlanta, Georgia  
Host: Georgia Institute of Technology

Oakland Arena • Oakland, Calif.  
Host: University of San Francisco

**Friday and Sunday, Mar. 24 and 26**

MCI Center • Washington, D.C.  
Host: Georgetown University

Humphrey Metrodome • Minneapolis, Minn.  
Host: University of Minnesota, Twin Cities

**Final Four**  
Saturday and Monday, April 1 and 3, 2006

RCA Dome • Indianapolis, Ind.  
Hosts: Butler University and Horizon League





# ALL-TIME SERIES RECORDS

2005-06 BYU BASKETBALL

OPPONENT	G	W	L	FIRST-LAST	LAST	OPPONENT	G	W	L	FIRST-LAST	LAST
AIR FORCE	53	42	11	1961-2005	L	Gila College	2	2	0	1931	W
Alabama	1	0	1	1957	L	Gonzaga	1	0	1	1949	L
Alabama-Birmingham	3	2	1	1984-1989	W	Georgetown	1	0	1	1984	L
Alaska	1	1	0	1980	W	Georgia	3	2	1	1969-1997	L
Albright	1	0	1	1943	L	Georgia Tech	1	0	1	1978	L
Arizona	38	17	21	1951-1999	L	Hamline	1	0	1	1951	L
Arizona State	47	26	21	1946-2002	W	Harvard	1	1	0	1978	W
Arkansas	1	1	0	1947	W	Hastings	2	2	0	1935-1938	W
Army	2	2	0	1965-1973	W	Hawai'i	43	30	13	1971-1999	W
Auburn	1	0	1	1998	L	Hofstra	2	2	0	1983-1984	W
Baylor	7	5	2	1949-1979	W	Houston	5	2	3	1965-1997	L
Beloit	1	0	1	1949	L	Idaho	5	3	2	1938-2001	W
Berkeley	1	1	0	1989	W	Idaho State	33	27	6	1930-2004	W
BOISE STATE	9	7	2	1976-2005	W	Illinois	5	2	3	1965-1980	W
Bowling Green	4	3	1	1949-1984	W	Illinois Wesleyan	1	1	0	1930	W
Bradley	3	2	1	1953-1978	W	Indiana	2	0	2	1972-1973	L
Brown	1	1	0	1988	W	Indiana State	3	2	1	1947-1951	W
Butler	1	0	1	1930	L	Iowa	2	0	2	1983-1986	L
California	11	4	7	1952-2005	L	Iowa State	4	0	4	1931-2000	L
Cal-Davis	2	2	0	1936	W	James Madison	2	2	0	1990-1992	W
Cal-Irvine	4	3	1	1986-2002	W	John Carroll	1	1	0	1930	W
Cal-Santa Barbara	5	4	1	1979-2002	W	Kansas	4	1	3	1959-1993	L
Cal Poly Pomona	1	1	0	1981	W	Kansas State	6	3	3	1950-2002	W
Cal State Fullerton	6	3	3	1972-1996	L	Kent State	1	1	0	1960	L
Cal State Los Angeles	2	2	0	1952	W	Kentucky	3	0	3	1951-1984	L
Cal State Northridge	4	4	0	1992-2001	W	LAMAR	FIRST MEETING				
Cal State Riverside	1	1	0	1999	W	LaVerne	1	1	0	1936	W
Cal State Sacramento	1	1	0	1993	W	La Salle	9	3	6	1948-1992	L
Canisius	3	3	0	1942-1946	W	Long Beach State	7	3	4	1972-1985	W
Carbon College	2	2	0	1922-1943	W	Long Island	3	0	3	1942-1947	L
Central Conn. State	1	1	0	1987	W	Louisiana State	2	1	1	1960-1992	L
Chaminade	1	1	0	2005	W	Louisiana Tech	2	2	0	1998	W
Chicago	1	1	0	1930	W	Louisville	3	1	2	1960-1994	W
Chicago State	1	1	0	1987	W	Loyola (Ill.)	6	2	4	1931-1968	L
Cincinnati	3	2	1	1930-2001	L	LOYOLA-MARYMOUNT	1	0	1	1937	L
Citadel	1	0	1	1960	L	Loyola (N. Orleans)	2	1	1	1957-1959	L
Clemson	2	0	2	1980-1990	L	McNeese State	2	2	0	1977-1992	W
Colorado	20	5	15	1937-1956	W	Manhattan	3	2	1	1945-1955	L
Colorado College	11	5	6	1923-1936	W	Marshall	2	1	1	1948-1951	W
Colorado St. College	9	8	1	1923-1938	W	Marquette	4	2	2	1930-1967	L
COLORADO STATE	123	78	45	1938-2005	W	Memphis (formerly State)	4	1	3	1960-2002	L
Connecticut	1	0	1	2003-2003	L	Miami (Fla.)	4	2	2	1960-1989	L
Cornell	2	1	1	1965-1969	L	Michigan	4	2	2	1954-1991	L
Creighton	8	5	3	1931-2002	L	Michigan State	7	4	3	1930-1986	W
Culver Stockton	1	1	0	1949	W	Minnesota	1	0	1	1994	L
Dartmouth	1	0	1	1958	L	Mississippi State	2	1	1	1994-1996	L
Davidson	2	2	0	1974-1976	W	Montana	27	20	7	1941-1977	L
Dayton	2	2	0	1950-1959	W	Montana State	12	11	1	1939-1987	W
Delta State	1	1	0	1947	W	Montana State Billings	1	1	0	2005	W
Denver	70	53	17	1933-1999	W	Montana State College	57	28	29	1925-1941	W
DePaul	1	0	1	1964	W	Montana Mines	2	2	0	1928	W
Detroit	1	1	0	1955	W	Morgan State	1	1	0	1996	W
Dixie College	7	7	0	1927-1935	W	Muhlenberg	1	1	0	1948	W
Drake	1	1	0	1935	W	Murray State	3	2	1	1953-1955	L
Duke	2	1	1	1952-1992	L	Nebraska	4	3	1	1930-1936	W
Duquesne	2	0	2	1947-1954	L	Nevada	17	11	6	1929-1996	L
Eastern Kentucky	3	2	1	1950-1991	W	NEW MEXICO	117	67	50	1950-2005	L
EASTERN WASHINGTON	1	1	0	1989	W	New Mexico State	11	3	8	1960-1976	L
East Tennessee State	1	0	1	1990	L	New Orleans	1	0	1	1987	L
Elon College	1	1	0	2000	W	New York (CCNY)	3	0	3	1947-1950	L
Florida	2	2	0	1959-1992	W	New York University	1	1	0	1965	W
Florida International	2	2	0	1999-2000	W	Niagara	7	5	2	1947-1976	W
Florida State	1	1	0	1972	W	Nicholls State	1	1	0	1993	W
Fordham	2	2	0	1983-1985	W	Northeastern	1	1	0	1988	W
Fort Lewis	1	1	0	2001	W	Northwestern	2	1	1	1945-1989	W
Fresno State	16	11	5	1935-1999	L	North Dakota	3	2	1	1928	W

# ALL-TIME SERIES RECORDS

2005-06 BYU BASKETBALL



OPPONENT	G	W	L	FIRST-LAST	LAST
North Carolina	4	0	4	1976-2005	L
N. Carolina-Charlotte	2	2	0	1988	W
North Carolina State	4	0	4	1952-2005	L
North Texas	2	2	0	1980-1989	W
Northern Arizona	1	0	1	1946	L
<b>NORTHERN KENTUCKY</b>	<b>FIRST MEETING</b>				
Northeast Louisiana	2	2	0	1975-1994	W
Northwestern (La.) St.	2	1	1	1948-1994	W
N.W. Oklahoma State	1	1	0	1948	W
Notre Dame	7	3	4	1956-2000	L
Occidental	1	1	0	1929	W
Ohio State	7	3	4	1956-1998	W
Oklahoma	4	2	2	1960-1992	W
Oklahoma Baptist	1	1	0	1993	W
Oklahoma City	6	0	6	1955-1976	L
Oklahoma State	7	4	3	1961-2004	W
Old Dominion	1	1	0	1976	W
Omaha	1	1	0	1943	W
Oral Roberts	4	4	0	1978-1986	W
Oregon	20	8	12	1954-1999	L
Oregon State	15	4	11	1927-1992	L
Pacific	6	3	3	1961-1997	W
Penn State	4	1	3	1979-1998	L
Pepperdine	6	2	4	1944-2003	W
Phillips	2	1	1	1928	L
Pittsburgh	1	1	0	1986	W
Portland	2	1	1	1957-1959	W
Portland State	1	1	0	1978	W
Princeton	4	4	0	1981-1992	W
Providence	2	2	0	1962-1983	W
Purdue	1	1	0	1978	W
Regis	3	3	0	1949-1951	W
Rhode Island	3	1	2	1975-1978	L
Rice	6	4	2	1963-2002	W
Ricks College	2	2	0	1927-1940	W
Rutgers	1	0	1	1990	L
St. Bonaventure	3	3	0	1965-2002	W
St. Francis	2	1	1	1953-1969	W
St. John's	8	1	7	1951-1991	L
St. Joseph's	8	4	4	1962-1983	L
St. Louis	4	3	1	1930-1954	L
St. Mary's (Calif.)	9	7	2	1953-2005	L
San Diego, U. of	2	2	0	2001-2002	W
<b>SAN DIEGO STATE</b>	<b>56</b>	<b>38</b>	<b>18</b>	<b>1941-2005</b>	<b>L</b>
San Francisco	9	4	5	1946-2002	L
San Jose State	8	7	1	1948-1999	L
Santa Barbara SC	1	1	0	1940	W
Santa Clara	20	15	5	1951-2005	W
Seattle	7	5	2	1963-1976	W
Seton Hall	2	1	1	1950-1959	L
Siena	1	1	0	1989	W
Snow College	4	4	0	1929-1946	W
South Alabama	2	1	1	2000	W
South Carolina	2	1	1	1990-1993	W
South Carolina State	1	1	0	1999	W
Southeastern College	1	1	0	1925	W
<b>SOUTHERN CALIFORNIA</b>	<b>8</b>	<b>3</b>	<b>5</b>	<b>1933-2005</b>	<b>L</b>
Southern Idaho	13	10	3	1937-1946	W
Southern Illinois	1	1	0	2000	W
Southern Methodist	4	2	2	1986-1997	L
<b>SOUTHERN UTAH</b>	<b>8</b>	<b>8</b>	<b>0</b>	<b>1992-2005</b>	<b>W</b>
Southwest Missouri	2	1	1	1985-1987	L
Stanford	6	4	2	1969-2005	L
Stetson	1	0	1	1990	L
Syracuse	5	0	5	1947-2004	L
Tennessee	2	0	2	1957-1980	L

OPPONENT	G	W	L	FIRST-LAST	LAST
Tennessee Tech	1	1	0	1992	W
Temple	3	2	1	1942-1966	W
Texas	5	3	2	1967-1978	L
Texas-Arlington	1	1	0	1988	W
Texas A&M	1	1	0	1972	W
Texas A&M Corpus Christi	1	1	0	2001	W
<b>TEXAS CHRISTIAN</b>	<b>7</b>	<b>4</b>	<b>3</b>	<b>1953-1999</b>	<b>W</b>
Texas Southern	1	1	0	1999	W
UTEP	64	39	25	1966-1999	W
Texas Tech	4	3	1	1967-1996	L
Toledo	4	3	1	1949-2002	W
Tulane	1	1	0	1995	W
TULSA	10	6	4	1979-1998	L
UCLA	21	11	10	1929-1988	L
UNLV	19	10	9	1981-2005	L
<b>UTAH</b>	<b>239</b>	<b>117</b>	<b>122</b>	<b>1909-2005</b>	<b>L</b>
<b>UTAH STATE</b>	<b>222</b>	<b>133</b>	<b>89</b>	<b>1905-2005</b>	<b>L</b>
Utah Valley State	1	1	0	2005	W
Valparaiso	2	1	1	1945-1949	W
Vanderbilt	1	0	1	1957	L
Villanova	3	1	2	1951-1984	L
Virginia	4	1	3	1981-1998	L
Virginia Commonwealth	1	1	0	1983	W
Virginia Tech	1	1	0	1967	W
Wake Forest	3	1	2	1952-1969	L
Washington	18	8	10	1950-1998	L
<b>WASHINGTON STATE</b>	<b>9</b>	<b>4</b>	<b>5</b>	<b>1946-2005</b>	<b>L</b>
Weber College	7	6	1	1938-1943	W
<b>WEBER STATE</b>	<b>30</b>	<b>20</b>	<b>10</b>	<b>1973-2005</b>	<b>W</b>
West Virginia	2	1	1	1947-1973	W
Western Carolina	1	1	0	1981	W
Western State	11	10	1	1924-1937	W
Western Kentucky	3	0	3	1946-1955	L
Western Oregon	1	1	0	1946-2005	W
Western Washington	1	1	0	1993	W
Wichita State	7	1	6	1962-1989	W
Wisconsin	1	0	1	1931	L
Wisconsin-Milwaukee	1	1	0	1972	W
Wittenberg	1	0	1	1930	L
Wofford College	1	1	0	1998	W
<b>WYOMING</b>	<b>161</b>	<b>92</b>	<b>69</b>	<b>1929-2005</b>	<b>L</b>
Xavier	2	2	0	1964-1968	W
Yale	1	1	0	1984	W

## INTRACONFERENCE RECORD

	G	W	L	Pct.
Air Force	53	42	11	.792
Colorado State	123	78	45	.634
New Mexico	117	67	50	.573
San Diego State	56	38	18	.679
TCU	7	4	3	.571
UNLV	19	10	9	.526
Utah	239	117	122	.489
Wyoming	161	92	69	.571
<b>Total</b>	<b>765</b>	<b>443</b>	<b>322</b>	<b>.579</b>





# SERIES VS. OPPONENTS RESULTS

2005-06 BYU BASKETBALL

## LOYOLA MARYMOUNT

Overall Series Record: Loyola leads 1-0  
 BYU Record in Provo: 0-0  
 BYU Record in Marymount: 1-0  
 BYU Record at Neutral Sites: 0-0  
 BYU Record Under Dave Rose: 0-0  
 BYU Record in Overtime Games: 0-0  
 Longest BYU Win Streak: 0-0  
 Longest Loyola Win Streak: 1 (1936-present)  
 Largest BYU Margin of Victory: 0-0  
 Largest Loyola Margin of Victory: 3, 35-32 in 1936  
 Most Points Scored by BYU: 32 in 1936  
 Most Points Scored by Loyola: 35 in 1936

Date	Opponent	Score	W/L
12-30-36	at Loyola (Cal.)	32-35	L

## WASHINGTON STATE

Overall Series Record: Washington State leads 5-4  
 BYU Record in Provo: 3-3  
 BYU Record at Washington: 1-1  
 BYU Record at Neutral Sites: 0-1  
 BYU Record Under Dave Rose: 0-0  
 BYU Record in Overtime Games: 0-0  
 Longest BYU Win Streak: 3 (1946-85)  
 Longest Washington State Win Streak: 3 (1997-present)  
 Largest BYU Margin of Victory: 20, 64-44 in 1952  
 Largest Wash. St. Margin of Victory: 29, 78-49 in 1997  
 Most Points Scored by BYU: 72 in 1958  
 Most Points Scored by Washington State: 78 in 1997

Date	Opponent	Score	W/L
12-11-46	Washington State	49-50	L
12-12-46	Washington State	44-38	W
12-16-52	Washington State	64-44	W
12-12-58	Washington State	72-59	W

11-30-85	Washington State	65-69	L
12-3-87	at Washington St.	60-54	W
11-19-97	Washington State	49-78	L
12-8-98	at Washington St.	69-70	L
12-11-04	vs. Washington State	46-49	L

## SOUTHERN UTAH

Overall Series Record: BYU leads 8-0  
 BYU Record in Provo: 8-0  
 BYU Record in Cedar City: 0-0  
 BYU Record at Neutral Sites: 0-0  
 BYU Record under Dave Rose: 0-0  
 BYU Record in Overtime Games: 0-0  
 Longest BYU Win Streak: 8 (1992-Present)  
 Longest Southern Utah Win Streak: N/A  
 Largest BYU Margin of Victory: 46, 108-62 in 1992  
 Largest Southern Utah Margin of Victory: N/A  
 Most Points Scored by BYU: 108 in 1992  
 Most Points Scored by Southern Utah: 67 in 1994

Date	Opponent	Score	W/L
12-11-92	Southern Utah*	108-62	W
12-9-94	Southern Utah*	82-67	W
11-24-99	Southern Utah	92-66	W
12-14-00	Southern Utah	58-52	W
12-29-01	Southern Utah	79-58	W
12-28-02	Southern Utah	93-60	W
11-21-03	Southern Utah	88-54	W
12-28-04	Southern Utah	77-52	W

\*Cougar Classic

## SOUTHERN CALIFORNIA

Overall Series Record: USC leads 5-3  
 BYU Record in Provo: 2-2  
 BYU Record at Southern California: 2-2  
 BYU Record at Neutral Sites: 0-0  
 BYU Record Under Dave Rose: 0-0  
 BYU Record in Overtime Games: 0-0  
 Longest BYU Win Streak: 2 (1963-68)  
 Longest USC Win Streak: 2 (1933-59, 1970-2000)  
 Largest BYU Margin of Victory: 24, 85-61 in 2003  
 Largest USC Margin of Victory: 36, 101-65 in 1970  
 Most Points Scored by BYU: 95 in 1968  
 Most Points Scored by USC: 101 in 1970

Date	Opponent	Score	W/L
12-22-33	vs. So. California	33-36	L
12-12-59	at So. California	61-79	L
12-7-63	at So. California	74-67	W
11-30-68	So. California	95-86	W
12-11-70	at So. California	65-101	L
12-23-00	vs. So. California	67-70	L
12-13-03	So. California	85-61	W
12-4-04	at So. California	82-87	L

## BOISE STATE

Overall Series Record: BYU leads 7-2  
 BYU Record in Provo: 5-1  
 BYU Record in Boise: 2-1  
 BYU Record at Neutral Sites: 0-0  
 BYU Record under Dave Rose: 0-0  
 BYU Record in Overtime Games: 1-1 both in Tempe  
 Longest BYU Win Streak: 4 (1976-95)  
 Longest Boise State Win Streak: 2 (1996-97)  
 Largest BYU Margin of Victory: 16, 83-67 in 2000  
 Largest Boise St. Margin of Victory: 16, 83-67 in 1997  
 Most Points Scored by BYU: 90 in 2004  
 Most Points Scored by Boise State: 83 in 1997

Date	Opponent	Score	W/L
12-1-76	Boise State	76-75	W
12-18-82	at Boise State	68-67	W
12-23-83	Boise State	66-54	W
11-25-95	Boise State	86-71	W
12-13-96	Boise State*	58-65	L
12-6-97	at Boise State	67-83	L
12-21-00	vs. Boise State	83-67	W
12-2-03	at Boise State	75-69	W
12-8-04	Boise State	90-77	W

\*Cougar Classic

## NORTHERN KENTUCKY - FIRST MEETING

## WEBER STATE


Overall Series Record: BYU leads 20-10  
 BYU Record in Provo: 15-0  
 BYU Record in Ogden: 5-10  
 BYU Record at Neutral Sites: 0-0  
 BYU Record under Dave Rose: 0-0  
 BYU Record in Overtime Games: 2-2\* (0-2 Rd, 2-0 Hm)  
 \*BYU is 0-1 in 2OT games, lost in Ogden in 1983  
 Last Overtime Game: 1992, lost at Weber St., 77-83  
 Longest BYU Win Streak: 3, four times  
 (1978-81, 85-87, 89-91, 99-2001)  
 Longest Weber State Win Streak: 1 (10 times)  
 Largest BYU Margin of Victory: 33, 104-71 in 1987  
 Largest Weber St. Margin of Victory: 21, 96-75 in 1976  
 Most Points Scored by BYU: 104 in 1987  
 Most Points Scored by Weber State: 97 in 1996

Date	Opponent	Score	W/L
11-30-73	Weber State	77-76	W
12-6-74	at Weber State	63-76	L
12-20-75	Weber State	89-80	W
11-27-76	at Weber State	75-96	L
1-3-78	Weber State	81-76	W
12-23-80	at Weber State	85-78	W
12-15-81	Weber State	63-55	W
1-6-83	at Weber State (2OT)	81-84	L
1-7-84	Weber State (OT)	86-81	W
12-8-84	at Weber State	79-87	L
12-28-85	Weber State (OT)	88-86	W
12-18-86	at Weber State	84-69	W
12-11-87	Weber State*	104-71	W
12-1-88	at Weber State	78-80	L
11-28-89	Weber State	81-65	W
11-29-90	at Weber State	69-57	W
12-21-91	Weber State	81-68	W
12-8-92	at Weber St. (OT)	77-83	L
12-21-93	Weber State	92-79	W
12-21-94	at Weber State	74-86	L
12-12-95	Weber State	91-86	W
12-4-96	at Weber State	80-97	L
12-12-97	Weber State*	83-70	W
11-19-98	at Weber State	80-83	L
12-11-99	Weber State*	66-53	W
12-28-00	at Weber State	84-75	W
12-5-01	Weber State	65-47	W
1-8-03	at Weber State	69-75	L
12-20-03	Weber State	86-65	W
12-23-04	at Weber State	79-61	W

\*Cougar Classic

## UTAH STATE

Overall Series Record: BYU leads 133-89  
 BYU Record in Provo: 82-32  
 BYU Record in Logan: 51-57  
 BYU Record at Neutral Sites: 0-0



BYU will travel to Spokane, Wash. in December to take on Washington State in the Spokane Arena after losing 46-49 to WSU last season in the Delta Center. With the win, Washington State took a 5-4 series advantage that BYU will look to even out this year.



# SERIES VS. OPPONENTS RESULTS

2005-06 BYU BASKETBALL



BYU has defeated in-state foe Weber State in five out of the last six meetings. In last year's 79-61 road victory, BYU was led by a 23-point performance by Mike Hall in the lopsided victory.

1921	at Utah State	43-45	L	1-15-43	at Utah State	38-43	L
1921	Utah State	30-28	W	1-16-43	at Utah State	58-41	W
1922	Utah State	39-22	W	2-19-43	Utah State	44-38	W
1922	at Utah State	34-36	L	2-20-43	Utah State	63-59	W
2-2-23	at Utah State	19-55	L	2-3-45	Utah State	50-41	W
2-3-23	at Utah State	30-36	L	3-7-45	at Utah State	64-37	W
2-23-23	Utah State	22-23	L	1-12-46	at Utah State	47-29	W
2-24-23	Utah State	37-26	W	2-23-46	Utah State	64-48	W
2-8-24	Utah State	36-43	L	2-22-47	Utah State	62-40	W
2-9-24	Utah State	38-21	W	3-4-47	at Utah State	49-52	L
2-22-24	at Utah State	30-27	W	1-31-48	Utah State	66-47	W
2-23-24	at Utah State	32-25	W	2-28-48	at Utah State	65-68	L
1-23-25	at Utah State	29-26	W	1-21-49	Utah State	60-51	W
1-24-25	at Utah State	22-42	L	1-22-49	Utah State	64-56	W
2-13-25	Utah State	48-36	W	2-11-49	at Utah State	54-58	L
2-14-25	Utah State	24-23	W	2-12-49	at Utah State	67-54	W
1-29-26	Utah State	31-49	L	1-21-50	Utah State	71-41	W
1-30-26	Utah State	36-32	W	1-23-50	at Utah State	48-47	W
2-26-26	Utah State	52-43	W	2-24-50	at Utah State	60-46	W
2-27-26	Utah State	34-36	L	2-25-50	Utah State	63-35	W
1-21-27	at Utah State	47-50	L	1-12-51	at Utah State	72-59	W
1-22-27	at Utah State	34-62	L	1-13-51	at Utah State	68-72	L
3-4-27	Utah State	38-44	L	2-2-51	Utah State	83-57	W
3-5-27	Utah State	35-42	L	2-3-51	Utah State	51-42	W
2-10-28	Utah State	49-34	W	2-1-52	at Utah State	40-57	L
2-11-28	Utah State	31-39	L	2-15-52	Utah State	69-67	W
2-19-28	at Utah State	41-52	L	1-3-53	at Utah State	72-66	W
2-19-28	at Utah State	42-48	L	1-31-53	Utah State	77-60	W
1-1-29	at Utah State	53-45	W	1-14-54	at Utah State	68-73	L
2-2-29	at Utah State	46-34	W	1-23-54	Utah State	75-63	W
3-1-29	Utah State	49-45	W	1-15-55	Utah State	58-62	L
3-2-29	Utah State	50-52	L	2-17-55	at Utah State	71-76	L
1-17-30	Utah State	37-39	L	1-28-56	at Utah State	56-63	L
1-18-30	Utah State	53-37	W	2-9-56	Utah State	92-62	W
2-14-30	at Utah State	49-36	W	1-18-57	at Utah State	75-76	L
2-15-30	at Utah State	41-55	L	1-25-57	Utah State	93-76	W
1-30-31	at Utah State	59-61	L	1-31-58	at Utah State	67-55	W
1-31-31	at Utah State	45-39	W	2-15-58	Utah State	69-66	W
2-20-31	Utah State	61-51	W	1-30-59	Utah State	77-54	W
2-21-31	Utah State	53-40	W	2-14-59	at Utah State	67-74	L
1-22-32	Utah State (OT)	45-47	L	1-29-60	at Utah State	53-84	L
1-23-32	Utah State	40-37	W	2-13-60	Utah State	64-75	L
2-26-32	at Utah State	39-32	W	1-27-61	Utah State	75-57	W
2-27-32	at Utah State	63-50	W	2-13-61	at Utah State	73-94	L
1-27-33	at Utah State	33-40	L	1-26-62	at Utah State	69-88	L
1-28-33	at Utah State	59-44	W	2-10-62	Utah State	70-80	L
2-24-33	Utah State	37-30	W	1-5-63	at Utah State	58-69	L
2-25-33	Utah State	48-36	W	1-26-63	Utah State	67-70	L
1-12-34	Utah State	57-34	W	1-25-64	at Utah State	90-105	L
1-13-34	Utah State	42-35	W	1-31-64	Utah State	73-90	L
2-16-34	at Utah State	48-37	W	1-9-65	at Utah State	99-90	W
2-17-34	at Utah State	35-43	L	2-6-65	Utah State	89-80	W
1-25-35	at Utah State	39-38	W	1-22-66	Utah State	115-81	W
1-26-35	at Utah State	27-41	L	2-11-66	at Utah State	96-88	W
2-8-35	Utah State (OT)	47-48	L	1-6-67	Utah State	92-66	W
2-9-35	Utah State	40-39	W	2-4-67	at Utah State	88-113	L
2-7-36	Utah State	35-36	L	1-6-68	Utah State	104-98	W
2-8-36	Utah State	33-37	L	2-1-68	at Utah State	118-103	W
2-21-36	at Utah State	39-32	W	1-11-69	at Utah State	84-91	L
2-22-36	at Utah State	41-51	L	1-30-69	Utah State	113-82	W
1-15-37	Utah State	31-40	L	1-15-70	at Utah State	94-97	L
1-16-37	Utah State	49-35	W	3-4-70	Utah State	73-86	L
2-12-37	at Utah State	55-45	W	12-19-70	Utah State	111-83	W
2-13-37	at Utah State	38-47	L	1-23-71	at Utah State	70-72	L
1-21-38	at Utah State	53-60	L	3-13-71	at Utah State	91-82	W
2-25-38	Utah State	58-50	W	12-21-71	at Utah State	87-84	W
1-7-39	Utah State	46-54	L	1-22-72	Utah State	101-82	W
3-4-39	at Utah State	38-53	L	12-16-72	Utah State	88-80	W
2-10-40	at Utah State	35-55	L	1-20-73	at Utah State	79-69	W
2-17-40	Utah State	49-43	W	12-22-73	Utah State	86-87	L
1-10-41	Utah State	66-34	W	1-19-74	at Utah State	86-93	L
3-8-41	at Utah State	47-48	L	12-28-74	Utah State	79-83	L
1-10-42	at Utah State	54-24	W	2-1-75	at Utah State	84-92	L
2-21-42	Utah State	57-52	W	12-17-75	at Utah State	76-87	L

BYU Record under Dave Rose: 0-0

BYU Record in Overtime Games: 2-4\* (0-2 Rd, 2-2 Hm)

\*BYU is 1-0 in 2OT games, winning in Provo in 1978

Last Overtime Game: 2001, lost at Utah State, 81-90

Longest BYU Win Streak: 15 two times

(1906-12, 1986-93)

Longest Utah State Win Streak: 9 (1981-85)

Largest BYU Margin of Victory: 34, 115-81 in 1966

Largest Utah St. Margin of Victory: 36, 55-19 in 1923

Most Points Scored by BYU: 121 in 1987


Most Points Scored by Utah State: 112 in 1987

Date	Opponent	Score	W/L
2-23-06	at Utah State	21-14	W
3-3-06	Utah State	19-11	W
2-16-07	Utah State	44-11	W
3-1-07	at Utah State	23-12	W
1-18-08	at Utah State	29-16	W
2-1-08	Utah State	43-19	W
2-6-09	Utah State	37-11	W
2-26-09	at Utah State	37-13	W
1-15-10	at Utah State	40-20	W
2-18-10	Utah State	47-31	W
2-4-11	at Utah State	29-19	W
2-18-11	Utah State	37-21	W
2-3-12	Utah State	36-17	W
2-9-12	at Utah State	37-16	W
2-15-13	at Utah State	33-23	W
3-1-13	Utah State	20-29	L
2-21-14	Utah State	41-21	W
3-6-14	at Utah State	28-19	W
2-13-15	Utah State	29-21	W
2-26-15	at Utah State	31-23	W
2-12-16	Utah State	42-17	W
2-26-16	at Utah State	23-37	L
2-17-17	Utah State	43-22	W
3-8-17	at Utah State	34-27	W
3-1-19	Utah State	23-26	L
1-31-20	at Utah State	27-55	L



# SERIES VS. OPPONENTS RESULTS

2005-06 BYU BASKETBALL



The Cougars and Aggies have met 222 times in the history of the series dating back to 1906 with BYU holding a 133-89 advantage. The two teams met twice in the same season last year for the first time since 1992 with Utah State winning both at home and on the road in December.

BYU Record at Neutral Sites: 0-0  
BYU Record Under Dave Rose: 0-0  
BYU Record in Overtime Games: 0-0  
Longest BYU Win Streak: 5 (1979-91)  
Longest Tulsa Win Streak: 3 (1997-98)  
Largest BYU Margin of Victory: 16, 102-86 in 1991  
Largest Tulsa Margin of Victory: 16, twice ('97 & '98)  
Most Points Scored by BYU: 102 in 1991  
Most Points Scored by Tulsa: 86 in 1991

Date	Opponent	Score	W/L
12-7-79	at Tulsa	73-71	W
2-2-87	Tulsa	72-57	W
2-7-90	at Tulsa	66-64	W
12-22-90	Tulsa	62-60	W
12-5-91	at Tulsa	102-86	W
2-20-97	at Tulsa	65-80	L
1-25-97	Tulsa	56-72	L
2-7-98	Tulsa	59-65	L
2-5-98	at Tulsa	57-53	W
3-3-98	vs. Tulsa	56-59	L

## AIR FORCE

Overall Series Record: BYU leads 42-11  
BYU Record in Provo: 21-4  
BYU Record in Colorado Springs: 18-6  
BYU Record at Neutral Sites: 3-1  
BYU Record under Dave Rose: 0-0  
BYU Record in Overtime Games: 2-0  
Last Overtime Game: 1989, won at AFA, 89-88  
Longest BYU Win Streak: 15 (1990-96)  
Longest Air Force Win Streak: 2 (1961-63, 2005)  
Largest BYU Margin of Victory: 35, 103-68 in 1993  
Largest Air Force Margin of Victory: 31, 70-39 in 2005  
Most Points Scored by BYU: 110 in 1965  
Most Points Scored by Air Force: 93 in 1987

Date	Opponent	Score	W/L
12-18-61	Air Force	66-68	L
12-14-63	Air Force	61-65	L
1-29-65	at Air Force	110-77	W
1-2-81	at Air Force	77-65	W
2-7-81	Air Force	62-51	W
1-21-82	Air Force	54-40	W
2-13-82	at Air Force	49-41	W
1-24-83	at Air Force	73-61	W
2-19-83	Air Force	66-57	W
1-28-84	Air Force	69-49	W
2-27-84	at Air Force	71-67	W
1-17-85	at Air Force	79-72	W
2-2-85	Air Force	66-60	W
3-4-85	Air Force*	79-82	L
1-18-86	at Air Force	65-57	W
1-23-86	Air Force	66-45	W
1-22-87	Air Force	87-69	W
1-30-87	at Air Force	91-93	L
3-5-87	vs. Air Force** (OT)	82-79	W
1-30-88	Air Force	95-75	W
2-25-88	at Air Force	76-62	W
1-19-89	at Air Force (OT)	89-88	W
1-24-89	Air Force	78-79	L
1-18-90	at Air Force	64-56	W
2-24-90	Air Force	67-42	W
1-24-91	Air Force	72-55	W
2-23-91	at Air Force	70-61	W
1-18-92	Air Force	66-45	W
2-13-92	at Air Force	68-60	W
3-12-92	vs. Air Force+	72-51	W
1-16-93	at Air Force	103-68	W
2-20-93	Air Force	98-80	W
1-15-94	Air Force	87-73	W
2-17-94	at Air Force	94-82	W

1-10-76	Utah State	73-75	L
12-4-76	at Utah State	93-95	L
1-8-77	Utah State	85-77	W
12-21-77	at Utah State	89-91	L
1-7-78	Utah State (2OT)	85-84	W
12-6-78	Utah State	99-80	W
1-6-79	at Utah State	68-84	L
12-22-79	at Utah State	89-84	W
2-12-80	Utah State	84-83	W
12-6-80	at Utah State	82-79	W
12-27-80	Utah State	104-89	W
12-8-81	at Utah State	51-43	W
12-26-81	Utah State	74-79	L
11-30-82	Utah State	69-75	L
12-14-82	at Utah State	68-80	L
11-26-83	at Utah State	78-90	L
12-9-83	Utah State*	81-83	L
12-4-84	Utah State	93-97	L
12-11-84	at Utah State (OT)	91-92	L
12-3-85	at Utah State	80-82	L
12-10-85	Utah State	76-88	L
12-3-86	Utah State	100-86	W
12-16-86	at Utah State	97-93	W
12-1-87	at Utah State	96-92	W
12-19-87	Utah State (OT)	121-112	W
12-17-88	Utah State	96-85	W
12-21-88	at Utah State	74-72	W
11-30-89	Utah State	71-65	W
12-12-89	Utah State	69-68	W
11-24-90	Utah State	98-94	W
12-1-90	at Utah State	63-58	W
11-26-91	at Utah State	82-66	W
12-13-91	Utah State*	93-77	W
12-4-92	at Utah State	93-83	W
12-18-92	Utah State	89-65	W
12-14-93	Utah State	78-65	W
12-1-94	at Utah State	59-83	L

12-5-95	Utah State	76-52	W
12-10-96	Utah State	64-61	W
11-29-97	at Utah State	69-72	L
1-2-99	Utah State	61-59	W
1-8-00	at Utah State	82-73	W
12-16-00	Utah State	69-67	W
12-1-01	at Utah State (OT)	81-90	L
12-14-02	Utah State	66-56	W
12-23-03	at Utah State	74-76	L
12-1-04	at Utah State	57-71	L
12-18-04	Utah State	62-84	L

## EASTERN WASHINGTON

Overall Series Record: BYU leads 1-0  
BYU Record in Provo: 1-0  
BYU Record at Eastern Washington: 0-0  
BYU Record at Neutral Sites: 0-0  
BYU Record under Dave Rose: 0-0  
BYU Record in Overtime Games: 0-0  
Longest BYU Win Streak: 1 (1989)  
Longest Eastern Washington Win Streak: 0-0  
Largest BYU Margin of Victory: 12, 96-84 in 1989  
Largest Eastern Washington Margin of Victory: 0-0  
Most Points Scored by BYU: 96 in 1989  
Most Points Scored by Eastern Washington: 84 in 1989

Date	Opponent	Score	W/L
11-25-89	Eastern Washington	96-84	W

## TULSA

Overall Series Record: BYU leads 6-4  
BYU Record in Provo: 2-3  
BYU Record in Tulsa: 4-1

# SERIES VS. OPPONENTS RESULTS

2005-06 BYU BASKETBALL



1-7-95	at Air Force	89-68	W
2-25-95	Air Force	79-72	W
1-8-96	Air Force	68-64	W
2-22-96	at Air Force	80-66	W
1-24-98	at Air Force	61-80	L
2-19-98	Air Force	79-60	W
1-27-00	at Air Force	55-60	L
3-2-00	Air Force	73-52	W
2-1-01	Air Force	62-45	W
3-3-01	at Air Force	51-50	W
3-8-01	vs Air Force ^	69-54	W
1-21-02	at Air Force	64-74	L
2-18-02	Air Force	67-51	W
2-3-03	Air Force	65-33	W
3-1-03	at Air Force	56-43	W
1-24-04	at Air Force	52-74	L
2-23-04	Air Force	67-61	W
1-22-05	Air Force	49-52	L
2-21-05	at Air Force	39-70	L

^ MWC Tournament (Las Vegas)

\*WAC Tournament (Provo)

\*\*WAC Tournament

+ WAC Tourn. (Fort Collins)

## UTAH

Overall Series Record: Utah leads 122-117

BYU Record in Provo: 65-47

BYU Record in Salt Lake: 46-71

BYU Record at Neutral Sites: 6-4

BYU Record under Dave Rose: 0-0

BYU Record in OT Games: 4-7\*

(1-1 Rd, 2-5 Hm, 1-1 Ntrl)

\*1-0 in 2OT, 0-2 in 3OT - all in Provo (83-85)

Last Overtime Game: 1991, won v. Utah @ WAC, 51-49

Longest BYU Win Streak: 8 (1909-12)

Longest Utah Win Streak: 12 (1995-2000)


Largest BYU Margin of Victory: 31 two times (1965, 94)

Largest Utah Margin of Victory: 36, 85-49 (1997)

Most Points Scored by BYU: 115 (1966)

Most Points Scored by Utah: 106 two times ('62 & '63)

Date	Opponent	Score	W/L
1-23-09	Utah	32-9	W
3-5-09	at Utah	40-27	W
2-2-10	at Utah	31-27	W
2-11-10	Utah	31-17	W
1-28-11	Utah	47-27	W
2-25-11	at Utah	33-26	W
2-17-12	at Utah	36-25	W
3-2-12	Utah	32-25	W
2-8-13	Utah	31-49	L
2-22-13	at Utah (OT)	25-28	L
2-14-14	at Utah	23-36	L
2-28-14	Utah	32-24	W
2-20-15	Utah	29-28	W
3-12-15	at Utah	20-38	L
2-4-16	at Utah	26-41	L
3-4-16	Utah	30-38	L
2-10-17	Utah	38-32	W
2-23-17	at Utah	54-33	W
2-9-18	Utah	21-27	L
2-23-18	at Utah	38-28	W
2-7-19	at Utah	22-50	L
3-8-19	Utah	21-31	L
3-4-20	at Utah	30-41	L
1921	Utah	22-16	W
1921	at Utah	16-29	L
1922	Utah	32-27	W
1922	at Utah	29-16	W
1-26-23	Utah	36-29	W
1-27-23	Utah	25-19	W
2-16-23	at Utah	33-35	L
2-17-23	at Utah	18-24	L
1-25-24	at Utah	38-21	W
1-26-24	at Utah	36-26	W
2-15-24	Utah	37-22	W
2-16-24	Utah	34-32	W
2-6-25	Utah	33-35	L
2-7-25	Utah	42-25	W
2-27-25	at Utah	24-36	L
2-28-25	at Utah	41-36	W
1-22-26	at Utah	22-21	W
1-23-26	at Utah	35-31	W
2-12-26	Utah	34-39	L
2-13-26	Utah	37-24	W
1-28-27	Utah	39-42	L
1-29-27	Utah	35-37	L
2-25-27	at Utah	31-34	L
2-26-27	at Utah (OT)	40-34	W
1-27-28	at Utah	37-30	W
1-28-28	at Utah	35-31	W
2-17-28	Utah	25-31	L
2-18-28	Utah	26-31	L
1-18-29	Utah	41-38	W
1-19-29	Utah	49-45	W
2-8-29	at Utah	41-56	L
2-9-29	at Utah	53-37	W
1-31-30	at Utah	49-53	L
2-1-30	at Utah	30-38	L
2-28-30	Utah	56-31	W
3-1-30	Utah	59-42	W
1-23-31	Utah (OT)	51-52	L
1-24-31	Utah	43-45	L
2-27-31	at Utah	39-49	L
2-28-31	at Utah	57-49	W
1-15-32	Utah	44-36	W
1-16-32	Utah	39-40	L
2-5-32	at Utah	32-35	L
2-6-32	at Utah	43-34	W
3-1-32	vs. Utah	35-32	W
1-13-33	Utah	40-27	W



The Cougars came three points away from knocking off Air Force last season in the Marriott Center, falling 49-52 despite a double-double effort from Keena Young. BYU also fell to the Falcons in Colorado Springs, but still holds a 42-11 series advantage.

1-14-33	Utah	33-34	L
2-17-33	at Utah	43-42	W
2-18-33	at Utah	36-50	L
3-4-33	vs. Utah	43-26	W
1-26-34	at Utah	41-37	W
1-27-34	at Utah	30-43	L
2-9-34	Utah	45-31	W
2-10-34	Utah	40-28	W
1-11-35	Utah	54-25	W
1-12-35	Utah	56-53	W
2-15-35	at Utah	46-50	L
2-16-35	at Utah	43-52	L
1-17-36	Utah	42-34	W
1-18-36	Utah	47-42	W
2-14-36	at Utah	35-36	L
2-15-36	at Utah	37-36	W
1-29-37	at Utah	30-45	L
1-30-37	at Utah	40-41	L
2-19-37	Utah	35-43	L
2-20-37	Utah	36-31	W
1-22-38	Utah	41-48	L
3-4-38	at Utah	43-54	L
1-20-39	Utah	40-32	W
3-3-39	at Utah	47-52	L
2-9-40	at Utah	39-45	L
2-23-40	Utah	52-41	W
2-8-41	Utah	27-32	L
3-7-41	at Utah	39-50	L
2-7-42	at Utah	50-42	W
3-7-42	Utah	42-40	W
1-29-43	Utah	41-30	W
1-30-43	Utah	41-29	W
2-12-43	at Utah	44-34	W
2-13-43	at Utah	47-45	W
1-26-45	Utah	46-51	L
3-3-45	at Utah	52-56	L
2-9-46	at Utah	28-46	L
3-9-46	Utah	53-71	L




The Cougars hold a slim 6-4 series advantage over the Tulsa Golden Hurricane in a matchup dating back to 1979. The last meeting between the two teams came in 1998 as Tulsa narrowly escaped with a 57-53 victory.



# SERIES VS. OPPONENTS RESULTS

2005-06 BYU BASKETBALL

2-8-47	Utah	54-62	L
3-8-47	at Utah	66-82	L
1-17-48	at Utah	65-63	W
2-21-48	Utah	55-51	W
1-29-49	at Utah	56-55	W
1-31-49	Utah	65-45	W
2-18-49	at Utah	49-58	L
2-19-49	Utah	52-54	L
1-28-50	at Utah	71-51	W
1-30-50	Utah	61-51	W
2-17-50	Utah	42-56	L
2-18-50	at Utah	56-46	W
12-27-50	vs. Utah*	49-58	L
2-16-51	at Utah	73-60	W
2-17-51	Utah	49-54	L
3-2-51	at Utah	58-67	L
3-3-51	Utah	69-50	W
2-2-52	Utah	48-51	L
3-8-52	at Utah	50-61	L
2-14-53	Utah	62-50	W
2-21-53	at Utah	73-50	W
2-19-54	at Utah	85-76	W
2-20-54	Utah	64-70	L
2-11-55	Utah (OT)	76-74	W
2-12-55	at Utah	71-78	L
2-11-56	at Utah	63-82	L
2-24-56	Utah	77-82	L
2-10-57	Utah	81-77	W
2-21-57	at Utah	66-88	L
1-24-58	at Utah	81-67	W
2-27-58	Utah	56-74	L
1-23-59	Utah	56-70	L
2-26-59	Utah (OT)	74-76	L
1-22-60	at Utah	69-76	L
2-25-60	Utah	75-87	L
1-20-61	Utah	91-86	W
2-23-61	at Utah	80-95	L
1-23-62	at Utah	89-94	L
2-24-62	Utah	101-106	L
1-19-63	Utah	71-53	W
2-23-63	at Utah	100-106	L
2-8-64	at Utah	89-91	L
2-22-64	Utah	75-72	W
1-23-65	Utah	98-67	W
2-20-65	at Utah	108-99	W
2-5-66	at Utah	94-93	W
3-5-66	Utah	115-100	W
2-11-67	at Utah	64-62	W
2-17-67	Utah	61-60	W
2-10-68	at Utah	89-91	L
2-24-68	Utah	93-90	W
2-8-69	Utah	73-67	W
2-22-69	at Utah	85-98	L
1-3-70	at Utah	76-82	L
1-24-70	Utah	81-91	L
2-6-71	Utah	103-89	W
3-6-71	at Utah	98-87	W
1-15-72	at Utah	67-61	W
2-19-72	Utah	79-66	W
3-3-73	Utah	89-73	W
3-3-73	at Utah	71-86	L
1-12-74	at Utah	86-104	L
2-16-74	Utah	74-89	L
1-18-75	at Utah	73-91	L
2-22-75	Utah	73-79	L
1-24-76	Utah	74-76	L
2-21-76	at Utah	84-83	W
2-5-77	at Utah	61-81	L
3-5-77	Utah	54-67	L
2-4-78	Utah	76-89	L
3-4-78	at Utah	74-81	L
1-20-79	at Utah	90-76	W
2-17-79	Utah	76-50	W
1-12-80	Utah	89-72	W



Thanks to a solid team effort, BYU led most of the first half and held a 29-28 advantage over Utah in their first meeting last season in the Marriott Center. A solid first half was not enough for the Cougars as the University of Utah pulled away to defeat BYU, 72-58. The turning point in the game came after five consecutive turnovers to open the second half by the Cougars. Derek Dawes (above) led BYU with five rebounds.

2-9-80	at Utah	83-82	W	2-27-93	at Utah	83-89	L
1-31-81	at Utah	56-60	L	1-8-94	at Utah	64-62	W
3-7-81	Utah	95-76	W	2-26-94	Utah	73-70	W
1-15-82	Utah	74-51	W	3-10-94	vs. Utah+	96-65	W
2-19-82	at Utah	61-68	L	1-3-95	Utah	64-57	W
2-5-83	at Utah	72-75	L	3-4-95	at Utah	79-87	L
3-5-83	Utah (3OT)	62-64	L	1-2-96	at Utah	77-83	L
1-14-84	Utah (2OT)	113-105	W	3-2-96	Utah	85-96	L
2-8-84	at Utah	82-79	W	1-11-97	Utah	51-61	L
1-26-85	at Utah	63-62	W	2-6-97	at Utah	49-85	L
3-2-85	Utah (3OT)	85-86	L	1-10-98	Utah	61-71	L
1-25-86	Utah	87-69	W	2-5-98	at Utah	68-83	L
2-22-86	at Utah	71-74	L	1-9-99	at Utah	54-75	L
1-24-87	at Utah	80-70	W	2-6-99	Utah	46-71	L
2-14-87	Utah	58-65	L	3-4-99	vs. Utah*	62-81	L
2-4-88	Utah	82-64	W	1-15-00	Utah	49-56	L
2-27-88	at Utah	60-62	L	2-12-00	at Utah	62-77	L
2-2-89	at Utah	86-90	L	3-10-00	vs. Utah#	58-54	W
2-25-89	Utah	81-74	W	1-29-01	Utah	69-61	W
1-25-90	Utah	65-49	W	2-24-01	at Utah	75-82	L
2-10-90	at Utah	73-89	L	1-28-02	at Utah	66-71	L
3-8-90	vs. Utah* (OT)	61-62	L	2-23-02	Utah	63-61	W
2-16-91	at Utah	74-81	L	1-25-03	Utah	75-79	L
3-2-91	Utah (OT)	71-72	L	2-24-03	at Utah	64-71	L
3-9-91	vs. Utah (OT)	51-49	W	1-31-04	at Utah	56-64	L
2-20-92	Utah	58-56	W	3-1-04	Utah	70-57	W
3-7-92	at Utah	87-73	W	3-12-04	vs. Utah#	51-54	L
3-13-92	vs. Utah+	75-62	W	1-31-05	Utah	58-72	L
1-9-93	Utah	53-54	L	2-26-05	at Utah	60-69	L

# SERIES VS. OPPONENTS RESULTS

2005-06 BYU BASKETBALL



\*WAC Tournament  
#MWC Tournament

## UNLV

Overall Series Record: BYU leads 10-9  
BYU Record in Provo: 6-3  
BYU Record in Las Vegas: 4-6  
BYU Record at Neutral Sites: 0-0  
BYU Record under Dave Rose: 0-0  
BYU Record in Overtime Games: 2-0  
Last Overtime Game: 2005, won in OT in Vegas, 82-72  
Longest BYU Win Streak: 3 (2004-2005)  
Longest UNLV Win Streak: 4 (1981-98)  
Largest BYU Margin of Victory: 28, 91-63 in 2001  
Largest UNLV Margin of Victory: 23, 79-56 in 2000  
Most Points Scored by BYU: 92 in 1981  
Most Points Scored by UNLV: 90 in 1981

Date	Opponent	Score	W/L
1-3-81	at UNLV (2OT)	92-90	W
2-6-81	UNLV	86-77	W
12-5-81	UNLV	63-66	L
2-12-82	at UNLV	50-52	L
1-22-98	at UNLV	63-76	L
2-21-98	UNLV	76-84	L
1-10-00	at UNLV	77-75	W
2-19-00	UNLV	83-82	W
3-11-00	at UNLV*	56-79	L
1-15-01	UNLV	91-63	W
2-10-01	at UNLV	56-68	L
1-15-02	UNLV	60-47	W
2-9-02	at UNLV	70-73	L
1-16-03	UNLV	84-77	W
2-14-03	at UNLV	54-61	L
2-7-04	UNLV	64-61	W
3-6-04	at UNLV	89-88	W
2-5-05	at UNLV (OT)	82-72	W
3-5-05	UNLV	66-76	L


\*MWC Tournament (Las Vegas)

## WYOMING

Overall Series Record: BYU leads 92-69  
BYU Record in Provo: 61-14  
BYU Record in Laramie: 27-53  
BYU Record at Neutral Sites: 4-2  
BYU Record under Dave Rose: 0-0  
BYU Record in Overtime Games: 1-3\* (all in Laramie)  
\*0-1 in 2OT games (1981 in Laramie, 84-86)  
Last OT Game: 1981, lost in Laramie, 84-86 (2OT)  
Longest BYU Win Streak: 12 (1972-77)  
Longest Wyoming Win Streak: 9 (1942-46)  
Largest BYU Margin of Victory: 35, 78-43 in 1966  
Largest Wyoming Margin of Victory: 32, 63-31 in 1931  
Most Points Scored by BYU: 102 in 1965  
Most Points Scored by Wyoming: 107 in 1966

Date	Opponent	Score	W/L
12-16-29	Wyoming	47-25	W
12-18-29	Wyoming	51-38	W
12-12-30	at Wyoming	36-37	L
12-13-30	at Wyoming	46-42	W
12-21-31	at Wyoming	47-57	L
12-22-31	at Wyoming	31-61	L
3-3-32	at Wyoming	33-37	L
3-4-32	at Wyoming	28-29	L
3-5-32	at Wyoming	38-22	W
3-9-33	Wyoming	25-35	L
3-10-33	Wyoming	37-33	W
3-11-33	Wyoming	41-39	W

3-8-34	at Wyoming	38-43	L	3-1-52	at Wyoming	49-55	L
3-9-34	at Wyoming (OT)	44-47	L	1-23-53	Wyoming	71-42	W
3-10-34	at Wyoming	34-43	L	2-27-53	at Wyoming	59-63	L
2-11-38	at Wyoming	47-61	L	2-12-54	at Wyoming	47-63	L
2-19-38	Wyoming	38-49	L	2-26-54	Wyoming	51-42	W
1-14-39	at Wyoming	27-35	L	1-22-55	at Wyoming	60-68	L
2-18-39	Wyoming	44-46	L	2-26-55	Wyoming	75-62	W
1-27-40	Wyoming	34-29	W	1-14-56	Wyoming	74-48	W
3-2-40	at Wyoming	50-45	W	2-18-56	at Wyoming	78-67	W
1-17-41	at Wyoming	45-46	L	1-12-57	at Wyoming	82-71	W
1-24-41	Wyoming	49-45	W	2-16-57	Wyoming	69-47	W
1-16-42	Wyoming	53-49	W	1-18-58	Wyoming	62-50	W
1-31-42	at Wyoming	34-45	L	2-21-58	at Wyoming	46-74	L
2-25-43	at Wyoming	42-53	L	1-17-59	at Wyoming	73-71	W
2-26-43	at Wyoming	43-47	L	2-20-59	Wyoming	78-43	W
2-27-43	at Wyoming	43-66	L	1-16-60	Wyoming	73-52	W
1-19-45	at Wyoming	41-51	L	2-19-60	at Wyoming	75-70	W
2-24-45	Wyoming	34-39	L	1-14-61	at Wyoming	71-79	L
12-6-45	vs. Wyoming	49-58	L	2-17-61	Wyoming	89-80	W
12-8-45	vs. Wyoming	37-52	L	1-12-62	Wyoming	73-63	W
1-18-46	Wyoming	36-41	L	2-17-62	at Wyoming	71-87	L
2-2-46	at Wyoming	57-41	W	2-9-63	Wyoming	89-77	W
1-24-47	Wyoming	44-51	L	2-28-63	at Wyoming	80-76	W
2-15-47	at Wyoming	47-70	L	1-11-64	Wyoming	96-91	W
1-26-48	at Wyoming	45-39	W	3-7-64	at Wyoming	96-90	W
2-7-48	Wyoming	57-42	W	2-11-65	at Wyoming	96-94	W
1-14-49	at Wyoming	48-59	L	3-5-65	Wyoming	102-87	W
1-15-49	at Wyoming	38-58	L	1-15-66	at Wyoming	101-107	L
1-24-49	Wyoming	54-42	W	2-26-66	Wyoming	98-90	W
2-21-49	Wyoming	50-48	W	1-20-67	Wyoming	97-75	W
12-9-49	vs. Wyoming	57-54	W	2-25-67	at Wyoming	56-67	L
1-13-50	at Wyoming	39-46	L	3-11-67	vs. Wyoming	63-70	L
1-14-50	at Wyoming	27-53	L	1-18-68	at Wyoming	70-81	L
3-3-50	Wyoming	55-44	W	2-17-68	Wyoming	101-77	W
3-4-50	Wyoming	70-52	W	1-16-69	Wyoming	89-78	W
1-19-51	Wyoming	64-58	W	3-1-69	at Wyoming	69-79	L
1-20-51	Wyoming	65-38	W	3-5-69	vs. Wyoming	95-82	W
2-16-52	Wyoming	43-48	L	2-7-70	at Wyoming	73-98	L



On the road against UNLV, BYU played one of its best games of the season in defeating the Rebels 82-72 in overtime. Jimmy Balderson ignited the Cougars scoring a career-high 23 points including three big free throws to help push the game into overtime. In the extra period Austin Ainge led the way, adding 12 of his 19 points including two three-pointers.



# SERIES VS. OPPONENTS RESULTS


2005-06 BYU BASKETBALL



Jimmy Balderson scored 11 points, making 3-of-5 three-point attempts, against Wyoming in the Marriott Center in 2005, but the Cowboys were able to hold off the Cougars for a 59-58 victory. The win was Wyoming's first in the Marriott Center since 1997.

3-2-89	Wyoming	71-73	L	2-14-04	at Wyoming	67-53	W
1-20-90	at Wyoming	82-68	W	3-11-04	vs. Wyoming <sup>^</sup>	79-74	W
2-22-90	Wyoming	72-78	L	1-17-05	at Wyoming	71-83	L
1-19-91	at Wyoming	101-74	W	2-12-05	Wyoming	58-59	L
1-26-91	Wyoming	70-56	W	<sup>^</sup> MWC Tournament			
1-16-92	Wyoming	62-58	W	<b>SAN DIEGO STATE</b>			
1-23-92	at Wyoming	67-54	W	Overall Series Record: BYU leads 38-18			
1-30-93	at Wyoming	77-64	W	BYU Record in Provo: 23-3			
2-6-93	Wyoming	75-62	W	BYU Record in San Diego: 15-14			
1-27-94	Wyoming	82-66	W	BYU Record at Neutral Sites: 0-1			
2-3-94	at Wyoming	65-79	L	BYU Record under Dave Rose: 0-0			
1-21-95	at Wyoming	58-52	W	BYU Record in Overtime Games: 3-2 (1-1 Rd, 2-1 Hm)			
2-11-95	Wyoming	78-72	W	Last Overtime Game: 2003-04, BYU won in Provo, 83-69			
1-18-96	Wyoming	84-75	W	Longest BYU Win Streak: 11 (1990-95)			
2-10-96	at Wyoming	81-71	W	Longest SDSU Win Streak: 3 (1941-77)			
1-4-97	at Wyoming	61-89	L	Largest BYU Margin of Victory: 40, 106-66 in 1982			
2-8-97	Wyoming	60-72	L	Largest SDSU Margin of Victory: 19, 89-70 in 1985			
1-17-98	Wyoming	60-41	W	Most Points Scored by BYU: 123 in 1980			
2-14-98	at Wyoming	54-77	L	Most Points Scored by SDSU: 104 in 1977			
1-20-00	Wyoming	87-78	W	<b>Date</b>	<b>Opponent</b>	<b>Score</b>	<b>W/L</b>
2-26-00	at Wyoming	70-85	L	12-19-41	at San Diego St.	45-49	L
1-22-01	Wyoming	78-85	L	12-20-41	at San Diego St.	40-42	L
2-15-01	Wyoming	79-63	W	12-23-77	at San Diego St.	88-104	L
3-9-01	vs. Wyoming <sup>^</sup>	77-66	W	2-3-79	San Diego State	88-80	W
2-2-02	Wyoming	85-70	W	3-2-79	at San Diego St.	96-95	W
2-28-02	Wyoming	60-76	L				
2-8-03	at Wyoming	74-66	W				
3-6-03	Wyoming	69-50	W				
1-19-04	Wyoming	78-64	W				

2-19-70	Wyoming	71-73	L
1-17-71	Wyoming	82-68	W
2-19-71	at Wyoming	72-78	L
1-29-72	at Wyoming	101-74	W
2-25-72	Wyoming	70-56	W
1-6-73	Wyoming	62-58	W
2-9-73	at Wyoming	67-54	W
2-2-74	at Wyoming (OT)	78-75	W
2-28-74	Wyoming	74-62	W
2-8-75	Wyoming	75-73	W
3-7-75	at Wyoming	67-64	W
2-6-76	at Wyoming	94-80	W
3-6-76	Wyoming	82-60	W
1-15-77	Wyoming	97-64	W
2-10-77	at Wyoming	82-72	W
1-12-78	at Wyoming	82-89	L
2-11-78	Wyoming	76-56	W
1-27-79	at Wyoming (OT)	69-71	L
2-22-79	Wyoming	78-73	W
1-18-80	Wyoming	53-56	L
2-23-80	at Wyoming	39-30	W
1-24-81	Wyoming	84-70	W
2-26-81	at Wyoming (2OT)	84-86	L
1-9-82	at Wyoming	42-61	L
1-23-82	Wyoming	25-27	L
1-22-83	at Wyoming	82-64	W
3-12-83	Wyoming	54-41	W
1-26-84	Wyoming	74-61	W
1-25-84	at Wyoming	55-56	L
1-24-85	Wyoming	78-65	W
2-28-85	at Wyoming	66-78	L
2-20-86	at Wyoming	56-66	L
3-1-86	Wyoming	62-65	L
1-3-87	Wyoming	77-74	W
2-21-87	at Wyoming	67-63	W
1-13-88	at Wyoming	83-67	W
2-11-88	Wyoming	78-69	W
2-23-89	at Wyoming	65-72	L



BYU opened its 2005 Mountain West schedule with a heart-breaking loss to San Diego State in the Marriott Center. With the score tied at 57 with less than 10 seconds to play, the Aztecs' Brandon Heath missed a runner in the lane. As both teams crashed the boards for the critical rebound, the ball fell to San Diego State's Chris Walton who, falling away, threw up a game-winning shot that seemed to hang on the rim for an eternity before falling for a two-point Aztec victory.

# SERIES VS. OPPONENTS RESULTS

2005-06 BYU BASKETBALL



1-24-80	at San Diego St.	123-91	W
3-1-80	San Diego State	114-81	W
1-8-81	San Diego State	84-73	W
2-14-81	at San Diego St.	72-73	L
1-28-82	at San Diego St.	66-80	L
2-27-82	San Diego State	106-66	W
1-14-83	San Diego State	96-74	W
2-12-83	at San Diego St.	69-67	W
1-20-84	at San Diego St.	75-79	L
2-16-84	San Diego St. (OT)	94-92	W
1-12-85	at San Diego St.	70-89	L
1-31-85	San Diego State	71-77	L
1-11-86	San Diego State	82-70	W
2-6-86	at San Diego St.	81-71	W
1-15-87	San Diego State	94-82	W
2-26-87	at San Diego State	85-68	W
1-9-88	San Diego State	92-65	W
2-18-88	at San Diego St. (OT)	80-82	L
1-12-89	San Diego State	85-81	W
2-9-89	at San Diego St.	74-89	L
1-6-90	at San Diego St.	63-60	W
2-1-90	San Diego State	75-58	W
1-3-91	at San Diego State	73-61	W
2-7-91	San Diego State	75-55	W
1-6-92	at San Diego St.	89-59	W
2-29-92	San Diego State	98-78	W
1-21-93	San Diego State	76-64	W
2-13-93	at San Diego St.	80-73	W
1-20-94	at San Diego St. (OT)	83-82	W
2-10-94	San Diego State	101-87	W
1-12-95	San Diego State	66-57	W
2-18-95	at San Diego St.	52-58	L
1-13-96	at San Diego St.	76-83	L
2-15-96	San Diego State	81-68	W
12-31-96	San Diego St. (OT)	86-89	L
11-14-97	at San Diego St.	73-59	W
1-14-99	at San Diego State	83-76	W
2-13-99	San Diego State	93-76	W
2-3-00	at San Diego State	72-50	W
3-4-00	San Diego State	67-50	W
1-13-01	San Diego State	79-50	W
2-12-01	at San Diego St.	69-66	W
1-12-02	San Diego State	75-64	W
2-11-02	at San Diego St.	73-77	L
3-7-02	v. San Diego St. #	51-62	L
1-2-03	at San Diego St.	80-69	W
2-17-03	San Diego State	66-64	W
1-12-04	at San Diego State	61-65	L
2-9-04	San Diego State (OT)	83-69	W
1-8-05	San Diego State	57-59	L
2-7-05	at San Diego State	58-66	L

# MWC Tourney in Las Vegas

## TCU

Overall Series Record: BYU leads 4-3  
 BYU Record in Provo: 3-1  
 BYU Record at Texas Christian: 0-1  
 BYU Record at Neutral Sites: 1-1  
 BYU Record Under Dave Rose: 0-0  
 BYU Record in Overtime Games: 0-0  
 Longest BYU Win Streak: 3 (1953-85)  
 Longest Texas Christian Win Streak: 3 (1985-97)  
 Largest BYU Margin of Victory: 16, 91-74 in 1999  
 Largest TCU Margin of Victory: 40, 101-61 in 1997  
 Most Points Scored by BYU: 90 in 1999  
 Most Points Scored by TCU: 101 in 1997

Date	Opponent	Score	W/L
12-11-53	TCU	59-48	W
12-12-53	TCU	71-61	W
12-12-60	TCU	74-65	W
12-6-85	vs. TCU*	50-63	L

1-16-97	at TCU	61-101	L
2-13-97	TCU	80-92	L
3-2-99	vs. TCU+	90-74	W

\*Kactus Klassic  
 +WAC Tournament (Las Vegas)

## COLORADO STATE

Overall Series Record: BYU leads 78-45  
 BYU Record in Provo: 51-10  
 BYU Record in Fort Collins: 26-32  
 BYU Record at Neutral Sites: 1-3  
 BYU Record under Dave Rose: 0-0  
 BYU Record in Overtime Games: 4-3\*  
 (1-1 Hm, 3-1 Rd, 0-1 Neutral)  
 \*1-0 in 2OT (1971, won 98-92 in Ft. Collins)  
 Last Overtime Game: 2003, CSU 86, BYU 80  
 at MWC Tournament in Las Vegas  
 Longest BYU Win Streak: 9  
 (two times 1985-89, 1991-94)  
 Longest CSU Win Streak: 7 (1960-70)  
 Largest BYU Margin of Victory: 39, 91-52 in 1939  
 Largest CSU Margin of Victory: 25, 74-49 in 1958  
 Most Points Scored by BYU: 105 in 1972  
 Most Points Scored by CSU: 100 in 1996

Date	Opponent	Score	W/L
1-28-38	Colorado State	50-46	W
2-12-38	at Colorado State	39-45	L
2-10-39	at Colorado State	43-44	L
2-25-39	Colorado State	91-52	W
1-19-40	at Colorado State	32-40	L
2-3-40	Colorado State	62-42	W
2-15-41	at Colorado State	40-36	W
3-1-41	Colorado State	60-33	W
1-24-42	Colorado State	52-27	W
2-27-42	at Colorado State	54-41	W
1-26-46	Colorado State	42-41	W
3-2-46	at Colorado State	40-47	L
1-31-47	Colorado State	69-47	W
2-14-47	at Colorado State	48-51	L
1-24-48	at Colorado State	64-51	W
2-16-48	Colorado State	79-48	W
2-4-49	at Colorado State	66-54	W
2-5-49	at Colorado State	54-62	L
2-25-49	Colorado State	79-49	W
2-26-49	Colorado State	72-52	W
2-3-50	Colorado State	46-42	W
2-4-50	Colorado State	58-45	W
2-11-50	at Colorado State	30-40	L
2-13-50	at Colorado State	46-55	L
12-30-50	vs. Colorado St.*	77-52	W
2-8-51	Colorado State	70-42	W
2-9-51	Colorado State	65-40	W
2-23-51	at Colorado State	50-45	W
2-24-51	at Colorado State	60-51	W
1-19-52	Colorado State	68-47	W
2-29-52	at Colorado State	75-65	W
1-24-53	Colorado State	75-47	W
2-28-53	at Colorado State	57-63	L
2-13-54	at Colorado State	76-77	L
2-27-54	Colorado State	69-71	L
1-21-55	at Colorado State	74-68	W
2-25-55	Colorado State	94-65	W
1-13-56	Colorado State	61-49	W
2-17-56	at Colorado State	59-70	L
1-11-57	at Colorado State	66-61	W
2-15-57	Colorado State	81-66	W
1-17-58	Colorado State	90-80	W
2-22-58	at Colorado State	49-74	L
1-16-59	at Colorado State	62-72	L
2-21-59	Colorado State	88-63	W
1-15-60	Colorado State	51-53	L



The last time TCU and BYU faced each other was in the 1999 WAC Tournament in Las Vegas. Led by Nathan Cooper, Mekeli Wesley, Mark Bigelow and Michael Vranes, the Cougars were able to overcome Lee Nailon's 33 points to record a 90-74 victory.

2-20-60	at Colorado State	53-65	L
1-13-61	at Colorado State	49-73	L
2-18-61	Colorado State	58-65	L
1-13-62	Colorado State	69-75	L
2-15-62	at Colorado State	65-73	L
2-5-70	at Colorado State	71-94	L
2-21-70	Colorado State	96-84	W
1-15-71	Colorado State	75-73	W
2-20-71	at Colo. St. (2OT)	98-92	W
1-27-72	at Colorado State	75-68	W
2-26-72	Colorado State	105-85	W
1-5-73	Colorado St. (OT)	86-93	L
2-10-73	at Colorado State	78-74	W
1-31-74	at Colorado State	52-69	L
3-2-74	Colorado State	70-69	W
2-7-75	Colorado State	88-75	W
3-8-75	at Colorado State	81-92	L
2-7-76	at Colorado State	84-93	L
3-5-76	Colorado State	81-85	L
1-14-77	Colorado State	41-49	L
2-12-77	at Colorado State	67-78	L
1-14-78	at Colorado State	66-76	L
2-10-78	Colorado State	98-81	W
1-25-79	at Colorado State	98-83	W
2-24-79	Colorado State	66-61	W
1-19-80	Colorado State	104-82	W
2-21-80	Colorado State	66-46	W
1-23-81	Colorado State	66-46	W
2-28-81	at Colorado State	80-69	W
1-7-82	at Colorado State	40-50	L
2-6-82	Colorado State	60-54	W
1-20-83	at Colorado State	77-63	W
2-17-83	Colorado State	69-58	W
1-30-84	Colorado State	73-57	W
2-23-84	at Colorado State	65-70	L
1-19-85	at Colorado State	65-64	W
2-14-85	Colorado State	77-69	W
1-17-86	at Colorado State	68-63	W



# SERIES VS. OPPONENTS RESULTS

2005-06 BYU BASKETBALL


2-27-86	Colorado State	86-76	W
1-2-87	Colorado St. (OT)	75-67	W
1-31-87	at Colorado State	51-49	W
2-13-88	Colorado State	86-80	W
2-23-88	at Colorado State	75-67	W
1-21-89	at Colorado State	84-69	W
3-4-89	Colorado State	72-89	L
1-27-90	Colorado State	67-52	W
3-1-90	at Colorado State	57-59	L
1-17-91	at Colorado State	72-55	W
1-31-91	Colorado State	69-52	W
3-7-91	Colorado State	72-51	W
1-11-92	Colorado State	72-51	W
1-25-92	at Colorado St. (OT)	79-74	W
1-28-93	at Colorado State	70-63	W
2-4-93	Colorado State	81-57	W
1-29-94	Colorado State	79-66	W
2-5-94	at Colorado St. (OT)	72-70	W
1-19-95	at Colorado State	72-80	L
2-9-95	Colorado State	76-68	W
3-9-95	vs. Colorado St.**	73-75	L
1-20-96	Colorado State	76-78	L
2-8-96	at Colorado St.	76-81	L
3-7-96	vs. Colorado St. +	84-100	L
1-22-98	Colorado State	44-55	L
2-12-98	at Colorado State	74-83	L
1-22-00	Colorado State	68-47	W
2-24-00	at Colorado State	54-68	L
1-20-01	at Colorado State	55-60	L
2-17-01	Colorado State	68-51	W
2-4-02	Colorado State	57-52	W
3-2-02	at Colorado State(OT)	75-79	L
2-10-03	at Colorado State	77-68	W
3-8-03	Colorado State	67-55	W
3-14-03	vs. Colorado St. +(OT)	80-86	L
1-17-04	Colorado State	82-53	W
2-16-04	at Colorado State	79-73	W
1-15-05	at Colorado State	67-74	L
2-14-05	Colorado State	50-49	W

\* Skyline Tournament  
 \*\* WAC Tournament  
 + MWC Tournament

## NEW MEXICO

Overall Series Record: BYU leads 67-50  
 BYU Record in Provo: 39-15 (22-12 in the Marriott Center)  
 BYU Record in Albuquerque: 24-31 (14-26 in The Pit)  
 BYU Record at Neutral Sites: 4-4  
 BYU Record under Dave Rose: 0-0  
 BYU Record in Overtime Games: 1-3 (1-1 Rd, 0-2 Hm)  
 Last Overtime Game: 1994, lost in Provo, 82-84  
 Longest BYU Win Streak: 14 (1950-57)  
 Longest New Mexico Win Streak: 5 (1996-98)  
 Largest BYU Margin of Victory: 30, 92-62  
 two times in 1955 and 1959  
 Largest New Mexico Margin of Victory: 42, 74-32 in 1997  
 Most Points Scored by BYU: 100 in 1979  
 Most Points Scored by New Mexico: 102 in 1987

Date	Opponent	Score	W/L
12-29-50	vs. New Mexico*	64-56	W
1-26-52	at New Mexico	72-49	W
2-23-52	New Mexico	90-61	W
1-10-53	at New Mexico	73-57	W
3-6-53	New Mexico	61-43	W
1-9-54	New Mexico	76-63	W
3-4-54	at New Mexico	84-79	W
1-6-55	at New Mexico	92-62	W
3-5-55	New Mexico	74-48	W
2-3-56	New Mexico	87-53	W
3-1-56	at New Mexico	75-69	W
2-4-57	at New Mexico	73-60	W




Last year BYU defeated the Lobos in the Marriott Center, 68-53. The Cougars were led by center Derek Dawes, who set career highs in points and blocks with 14 and five while equaling a career-high 10 rebounds for his first career double-double. Sophomore forward Keena Young tied his career high with 14 points and added seven rebounds.

3-1-57	New Mexico	67-41	W
2-7-58	New Mexico	66-53	W
3-8-58	at New Mexico	77-54	W
2-5-59	at New Mexico	85-77	W
3-7-59	New Mexico	92-62	W
2-5-60	New Mexico	95-67	W
3-5-60	at New Mexico	75-69	W
2-2-61	at New Mexico	97-76	W
3-4-61	New Mexico	70-65	W
2-3-62	New Mexico	76-74	W
3-1-62	at New Mexico	70-80	L
2-8-63	New Mexico	76-73	W
3-2-63	at New Mexico	59-84	L
1-10-64	New Mexico	57-59	L
3-5-64	at New Mexico	80-84	L
2-13-65	at New Mexico	70-89	L
3-6-65	New Mexico	70-67	W
1-13-66	at New Mexico	78-81	L
2-25-66	New Mexico	89-60	W
1-21-67	New Mexico	89-73	W
2-23-67	at New Mexico	75-97	L
1-20-68	at New Mexico	69-84	L
2-16-68	New Mexico	67-76	L
1-18-69	New Mexico	75-65	W
2-27-69	at New Mexico (OT)	77-71	W
1-29-70	New Mexico	77-90	L
2-28-70	at New Mexico	68-82	L
1-8-71	at New Mexico	72-62	W
2-13-71	New Mexico	70-68	W
2-3-72	New Mexico	70-62	W
3-4-72	at New Mexico	61-60	W
1-11-73	at New Mexico	62-69	L
2-17-73	New Mexico	66-76	L
1-5-74	at New Mexico	75-84	L
2-7-74	New Mexico	77-96	L
1-25-75	at New Mexico	96-78	W
2-28-75	New Mexico (OT)	72-77	L
1-30-76	New Mexico	81-67	W
2-28-76	at New Mexico	74-79	L

1-29-77	New Mexico	65-73	L
2-25-77	at New Mexico	88-80	W
1-26-78	at New Mexico	82-95	L
2-25-78	New Mexico	66-71	L
1-13-79	New Mexico	100-83	W
2-9-79	at New Mexico	65-66	L
1-3-80	at New Mexico	75-63	W
2-2-80	New Mexico	89-68	W
1-15-81	at New Mexico	92-87	W
2-21-81	New Mexico	78-72	W
1-4-82	New Mexico	76-58	W
3-6-82	at New Mexico	65-67	L
1-29-83	New Mexico	66-48	W
2-25-83	at New Mexico	70-71	L
2-2-84	at New Mexico	86-73	W
3-3-84	New Mexico	80-73	W
3-9-84	vs. New Mexico+	55-64	L
1-5-85	New Mexico	70-76	L
2-7-85	at New Mexico	74-76	L
1-4-86	at New Mexico	57-60	L
2-14-86	New Mexico	74-67	W
3-6-86	vs. New Mexico	68-79	L
1-10-87	at New Mexico	89-102	L
2-5-87	New Mexico	98-73	W
3-6-87	at New Mexico+	86-93	L
1-23-88	at New Mexico	89-82	W
3-3-88	New Mexico	89-82	W
1-5-89	at New Mexico	84-88	L
2-18-89	New Mexico	90-79	W
1-13-90	New Mexico	79-78	W
2-15-90	at New Mexico	51-60	L
1-12-91	New Mexico	72-65	W
2-14-91	at New Mexico	83-76	W
1-30-92	New Mexico	85-65	W
2-22-92	at New Mexico (OT)	84-95	L
1-4-93	New Mexico	70-56	W
3-6-93	at New Mexico	76-79	L
3-12-93	vs. New Mexico+	59-68	L
1-3-94	at New Mexico	68-74	L
3-3-94	New Mexico (OT)	82-84	L
1-28-95	New Mexico	81-63	W
2-4-95	at New Mexico	74-72	W
1-25-96	at New Mexico	77-83	L
2-1-96	New Mexico	81-83	L
2-3-97	at New Mexico	32-74	L
2-27-97	New Mexico	48-90	L
1-29-98	New Mexico	54-72	L
2-26-98	at New Mexico	83-62	W
1-30-99	at New Mexico	68-78	L
2-25-99	New Mexico	64-85	L
1-29-00	at New Mexico	69-78	L
2-17-00	New Mexico	74-78	L
3-9-00	vs. New Mexico^	55-43	W
2-3-01	New Mexico	65-49	W
3-1-01	at New Mexico	72-67	W
3-10-01	vs. New Mexico^	69-65	W
1-19-02	at New Mexico	58-73	L
2-16-02	New Mexico	68-62	W
2-1-03	New Mexico	80-64	W
3-3-03	at New Mexico	91-81	W
3-13-03	vs. New Mexico	71-56	W
1-26-04	at New Mexico	63-65	L
2-21-04	New Mexico	88-71	W
1-24-05	New Mexico	68-53	W
2-19-05	at New Mexico	72-91	L
3-10-05	vs. New Mexico^	71-85	L

\*Conference Tournament  
 +WAC Tournament  
 ^ MWC Tournament





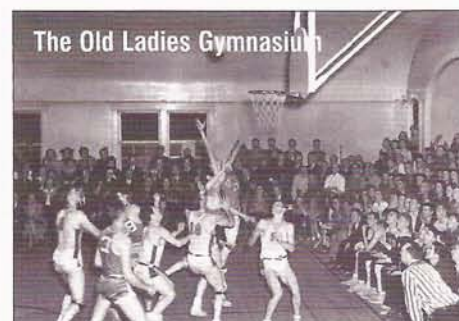
# BYU HOOP HISTORY

## WINNING: A BYU BASKETBALL TRADITION


BYU has one of the nation's richest basketball traditions. In fact, 82 of the Cougars' 103 seasons on the hardwoods have been winning campaigns. Since putting its first team on the floor in 1903, BYU has amassed a 1481-960 record to rank No. 22 all-time among NCAA Division I programs in total victories. The Cougars also boast a .607 winning percentage, ranking 42nd.

But it's not just the sum of victories that has made BYU one of the nation's top hoop programs. Along the way, BYU has claimed 26 conference championships and received 30 postseason invites, including 21 NCAA Tournament appearances. The Cougars won two NIT titles (1951 and 1966) back when the NIT was considered the premier national tournament. BYU players also boast 98 all-conference and 40 All-America citations along with 43 NBA draft selections.

BYU has won conference championships in four different leagues. The first seven came from the Rocky Mountain Conference and continued as BYU won five as a member of the Skyline Conference. During the Cougars' membership in the Western Athletic Conference, BYU teams won 12 conference championships. Tack on two Mountain West Conference titles in the league's first six seasons, including the 2003 title, and BYU has won one-fourth of all possible conference championships.




The Old Ladies Gymnasium



BYU Academy Gym



The Smith Fieldhouse: Home Court 1951-71




All-American Devin Durrant was among the nation's leading scorers in 1984, averaging 27.9 points per game. He is third on BYU's all-time scoring list behind Danny Ainge and Mike Smith.

BYU's basketball legacy is filled with many unique achievements. In 1981, the Cougars advanced to the Elite Eight when All-American Danny Ainge made what is still considered one of the NCAA Tournament's most amazing plays. Trailing Notre Dame 50-49 with eight seconds remaining, Ainge took the ball coast-to-coast, dribbling through all five Irish defenders, before lofting the game-winning finger roll just over the reach of Orlando Woolridge. Ainge received the Wooden Award and Eastman Trophy in 1981 as the nation's top player.

his passion to better-develop basketball in Europe. He earned one gold and two silver medals while playing on four Olympic teams and was the longtime coach of the Yugoslavian national team, mentoring many future NBA players. He ended his playing career as the all-time Croatian scoring leader.

Before Cosic's arrival in Provo, the Cougars already held the distinction of being the first U.S. program to include an international player on its roster in Finland's Timo Lampen in 1958-59. BYU also boasts two of the nation's longest-standing rivalries, having first played Utah State in 1906 and Utah in 1909, with the 239 contests against the Utes being the 10th most games ever played between two teams.

The Cougars have called several places "home" throughout their long history. The first radio broadcast in the intermountain area took place on Feb. 17, 1940, when BYU hosted Utah State in the Old Ladies Gymnasium in Provo. BYU broke a ban on broadcasting college sports due to the clamor from fans that only 500 people could fit into the gym. Arch Madsen called the game on KOVO radio in Provo with station manager David Walker providing analysis. Home games have also been played in Springville, the old BY Academy and even on the University of Utah's home court.



Rafael Araujo became BYU's 43rd NBA draft selection when he was taken No. 8 overall in the 2004 NBA Draft. The big Brazilian center led BYU to its 21st NCAA Tournament appearance in 2003-04.

BYU's winning tradition, the then 10,000-seat arena grew too small for the increasing interest. In 1971, the Marriott Center was built, giving BYU what is still to this day one of the most intimidating arenas in college basketball.


Since opening the 22,700-seat Marriott Center, the Cougars have been among the nation's annual attendance leaders with 19 top-5 rankings, three times finishing No. 1. The Cougars have not disappointed their faithful, winning 76 percent of their games in the Marriott Center, including a nation-leading 44-game home victory streak from 2000 to 2003.



Former BYU coach Steve Cleveland gave BYU fans plenty to smile about with five straight post-season appearances while winning two Mountain West titles.

have easily found themselves in the No. 1 spot as the top-rated Arizona Wildcats had lost and left the door open for the Cougars to be the only undefeated team in college basketball.

Over the years, 22 coaches have guided the Cougars, 18 with winning records. New BYU head coach Dave Rose takes the helm in 2005-06 after spending eight years as an assistant under former head coach Steve Cleveland. Rose was an instrumental part of helping the Cougars restore their tradition with NCAA appearances in three of the last five seasons while winning two Mountain West



The 22,700-seat Marriott Center is the third-largest on-campus arena in the nation. BYU has won 76 percent of its games in the Marriott Center, including a school-record 44 straight games that was the nation's top streak during the 2001-02 and 2002-03 seasons.

Legendary coach Stan Watts, who guided BYU to its NIT titles, was inducted into the Naismith Memorial Basketball Hall of Fame in 1986, while All-American center Kresimir Cosic became BYU's second Hall member in 1996. Turning down the opportunity to play in the NBA, Cosic returned home to Yugoslavia to pursue

BYU created a new home on campus with the construction of the George Albert Smith Fieldhouse. The Smith Fieldhouse was home to the Cougars from 1951-1971, with 20 different all-conference players, including seven All-Americans, starring for BYU during that era. Many capacity crowds crammed inside the Fieldhouse to see Cougar basketball. With

In recent history, the highest ranking a Cougar team has received in the media polls was the 1987-88 team. At one point the team was 17-0 and climbed as high as No. 2 and No. 3 in the rankings. Had the victory streak not been snapped by a single-game cross-country trip to UAB in Birmingham, the Cougars could

Conference titles. During that time, BYU was also one of just 14 teams to have a player drafted in both the 2003 and 2004 NBA Drafts as Travis Hansen was selected in the second round in 2003 and Rafael Araujo was the No. 8 overall pick in 2004.



# MOST MEMORABLE GAMES


2005-06 BYU BASKETBALL



1951 NIT CHAMPIONS

## BYU 62, Dayton 43 March 17, 1951

In 1951, the Cougars defeated Dayton in the championship game of the National Invitational Tournament. After the win, BYU accepted an invitation to the NCAA tournament, which at the time was not yet recognized as the decisive tournament for the country's best team. As the nation's champions, the Cougars finished 28-9 with the most wins in BYU basketball history. Not only is it impressive that BYU won the national title and so many games, but it is even more amazing that they



did so without a home court. With the Smith Fieldhouse under construction, BYU split its "home games" between Springville High's gymnasium and the University of Utah. Head coach Stan Watts guided the Cougars to the national title in only his second year at the helm. Watts had the help of Mel Hutchins, who became the first Cougar to be named a first team All-American and went on to win Rookie of the Year in the NBA in the 1952-53 season.

## BYU 68, San Francisco 61 December 22, 1953

Stan Watts continued to bring glory to the BYU basketball program in 1953 by bringing prominent basketball programs to play in Provo. At the beginning of the first full season in the Smith Fieldhouse, the highly touted San Francisco program came to face the Cougars in Provo. The game would make memories for any fans present, as two San Francisco players, Bill Russell and K.C. Jones, went on to be stars in the NBA. San Francisco was the first of the big basketball schools to make the trip to

Provo, with Michigan and UCLA playing the Cougars in the Smith Fieldhouse in the season to follow.

## BYU 97, NYU 84 March 19, 1966

For the second year in a row, the Cougars finished as a 20-game winner with their final game against NYU in the championship game of the National Invitational Tournament. Playing in a packed Madison Square Garden, the No. 1-ranked Cougars outplayed NYU,

leading 48-43 at halftime and never looking back. With star Dick Nemelka on the bench with four fouls, the Cougars turned to junior center Craig Raymond and junior forward Gary Hill. Hill and Raymond, non-starters going into the tournament, led the high-scoring Cougar offense with 21 points each. Steve Kramer added 20 points to make the third Cougar with 20 or more points and the fifth Cougar to score in the double digits. The win over the Violets marked the second NIT championship for both BYU and head coach Stan Watts. The season was the highest scoring in Cougar history. BYU averaged 95.5 points per game, while hitting 50 percent of its shots. In the NIT final the Cougars shot 59

percent while handling NYU.

Former coach of the Boston Celtics, Red Auerbach, commented on BYU at the championship, saying, "BYU simply overpowered them. They (the Cougars) outplayed them all over the court."

## BYU 89, Georgia 82 (2 OT) December 29, 1969

In the middle of a forgettable 8-18 season, the Cougars took a memorable thriller from the Georgia Bulldogs in the Quaker City Tournament. Playing in Philadelphia, the Cougars found themselves down 38-25 at the half, but senior center Paul Ruffner led the Cougars' charge back in the second half. The All-WAC Honorable Mention performer finished the game with 37 points and 18 rebounds as the Cougars took two overtimes to complete their comeback. Georgia trailed near the end of regulation and the end of the first overtime but managed to tie the game up both times. BYU was finally able to pull away in the second overtime, outscoring the Bulldogs 11-4. Doug Howard finished with 24 points, starting him on his way to his selection as a second team All-WAC member. The game marked the second time the Cougars had gone to double overtime that season. Earlier in the season, BYU lost a heartbreaker to Texas 76-73.


## BYU 78, Kansas State 72 December 3, 1971

There is a first for everything and the Cougars found a lot of firsts in this, the first game in the Marriott Activities Center. The arena itself was the first of its kind, the largest arena on any campus in the country. With the new arena, Stan Watts and his Cougars hosted the first major basketball tournament for BYU in the first BYU Classic. Nearly every statistic became a record for the Marriott Center that night, but not a single one of them stands today. BYU forward Kresimir Cosic was the high-light reel, scoring 30 points and pulling down 18 rebounds. Cosic's accuracy was impressive, hitting 8-of-11 from the field and 14-of-16 from the free throw line.

## BYU 108, LaSalle 106 (3 OT) December 15, 1979

With nine lead changes in a close game, BYU and LaSalle kept fans in the seats awaiting the outcome of a nail-biter. LaSalle's Michael Brooks set Marriott Center records, which still stand today, scoring 51 points and shooting 24-of-36 from the field. Despite Brooks' efforts, the third time truly was a charm for the Cougars. Tied at 98-98 after the end of the second overtime, things looked bleak for the Cougars with Danny Ainge out of the game with fouls. But in the third overtime the career of true freshman Steve Trumbo was born. At 6-7 and 230 pounds, the 18-year-old from Santa Clara, Calif., met the challenge. Trumbo tipped-in a bucket to give BYU a quick lead followed by a Devin Durrant lay-up as the Cougars went up by four. Trumbo went on to score four more points for the Cougars, finishing with six of the 10 points in the final overtime. While the Cougars didn't have a player that scored big like Brooks, BYU won with a team effort as six Cougars finished in double figures.

1966 NIT CHAMPIONS





**DANNY AINGE**  
1981 PLAYER OF THE YEAR



In 1981, after cruising past Princeton and 10th-ranked UCLA in the NCAA Tournament, Danny Ainge's last second heroics against Notre Dame lifted BYU into the "Elite Eight." With eight seconds left in the game and the Irish up by one point, Ainge took the ball and deftly dribbled the length of the court and softly laid the ball over the outstretched fingertips of Notre Dame center Orlando Woolridge. Before the stunned Irish players could inbound the ball, time had expired. Ainge's skillful drive was recently featured by ESPN and Sports Illustrated as one of the plays of the decade. (photos by Doug Martin)

## BYU 95, Utah 76 March 7, 1981

After spotting Utah 10 points to start the game and trailing throughout the first half, BYU turned up the defensive pressure in the second half and spoiled the Utes' hopes of claiming an outright conference title with a 95-76 victory in Provo. The Cougars held the Utes to just 29 percent shooting from the field in the second half to win and solidify their place in the NCAA tournament. Danny Ainge led the Cougars in the last home game of his BYU career, scoring 35 points on 14-25 shooting from the field and 7-7 from the free throw line. Utah All-American Danny Vranes was held to only 12 points (4-12 from the field, 4-5 on the line) and was 3-9 in the second half. The win avenged an earlier 56-60 loss to the Utes on their home court at the Special Events Center. Fred Roberts gave the Cougars the lead for good with a jumper from the free throw line at the 14:45 mark in the second half, giving BYU a 55-53 lead. The Cougars outscored the Runnin' Utes 40-23 from that point on, moving Utah into a tie with Wyoming for the WAC championship. BYU had the house packed for the game, setting a Marriott Center attendance record with 23,106.

## BYU 51, Notre Dame 50 NCAA East Regional Semifinal March 19, 1981

With eight seconds left and down by one to Notre Dame, BYU faced elimination in the NCAA East Regional Semifinal. But Danny Ainge refused to allow his senior season to end without a fight. Ainge drove the length of the court, dribbling between defenders, and lofted a layup over the outstretched arms of Notre Dame center Orlando Woolridge with only two seconds remaining. His shot gave the Cougars a dramatic one-point victory. Ainge finished the game with only 12 points in the low-scoring affair, but none bigger than the final two. Down by as many as 14 points in the second half, the Cougars


led only twice during the game. The win moved the Cougars on to the Elite Eight, where BYU lost to Ralph Sampson and Virginia 74-60. BYU finished the season ranked No. 16 in the country and Ainge garnered Eastman and Wooden Award honors.

## BYU 80, Notre Dame 76 (OT) January 13, 1986

National powerhouse Notre Dame and coach Digger Phelps came to Provo and faced a stiff challenge from Jeff Chatman and the BYU Cougars. Chatman nailed a jumper with 1:20 left in regulation to give the Cougars a 63-61 lead. But Notre Dame's Tim Kempton scored with 33 seconds left to tie the score again. Alan Pollard had a chance to win the game, but missed the front end of a 1-and-1 free throw. In overtime, Tom Gneiting scored seven points, including an old-fashion three-point play, to give BYU a 73-69 advantage with 1:33 left. BYU played outstanding defense and made its free throws down the stretch to pull out the 80-76 victory. Notre Dame's All-American guard David Rivers led all scores with 28 points, but it wasn't enough to stop the Cougars who had four players in double-figure scoring. Chatman led BYU with 21 points on 7-of-10 shooting. Gneiting had 14 rebounds to go with his 18 points, while Dixie College transfer Averian Parrish chipped in 12 points and four rebounds. Bob Capener, playing all 45 minutes, had 14 points.

## BYU 93, Pitt 73 December 23, 1986

In a year when the Cougars would find themselves ranked as high as No. 2 in the country, this blowout win vaulted BYU into the national spotlight. Pittsburgh was ranked in the top 20 and had one of the nation's top players in 6-10 All-American Charles Smith. It was another Smith, BYU's Michael Smith, who stole the show, scoring 17 points in the first half and finishing the game with 34 points and 13 rebounds. BYU head coach Ladell Andersen said, "In all my years of coaching - college and professional - I've never been associated with a team that had that kind of first half of play. It was the best half for a team I've coached." BYU held Pitt to 20 percent shooting and caused 22 turnovers. Jeff Chatman had 12 points and Bobby Capener had 18 points on 4-of-7 three-point shooting.



**MICHAEL SMITH,**  
BYU VS. PITT



# MOST MEMORABLE GAMES

2005-06 BYU BASKETBALL

## BYU 121, Utah State 112 (OT) December 19, 1987

BYU almost gave the Utah State Aggies an early Christmas present by blowing an 18-point second half lead, but pulled off the dramatic win in overtime. BYU found itself ahead 61-45 at the half of the high-scoring contest, but couldn't put Utah State away. The Aggies climbed all the way back and might have won the game were it not for poor free throw shooting. Second-team All-American Michael Smith led the Cougars with 39 points and Jeff Chatman chipped in 29. Smith sent the game to overtime by knocking down two free throws with only seven seconds left in the game. Poor free throw shooting doomed the Aggies in overtime, when Utah State managed to hit only 5-13 from the charity stripe. BYU head coach Ladell Andersen praised both teams after the game. "I'm proud of both ball clubs," he said. "It is a game neither club should have lost. It is nice to get a win out of this."

## BYU 73, UTEP 71 March 14, 1992

BYU upset UTEP 73-71 in the WAC championship game with a 54-foot prayer by Kevin Nixon as time expired in Fort Collins, Colo. The win advanced BYU to the NCAA Tournament with an automatic bid, where they were defeated by Shaquille O'Neal's LSU Tigers. The Cougars were down by 11 at the half, but fought hard in the second half to rally from as many as 14 points. Jared Miller and Gary Trost led the way for the

Cougars scoring 17 points a piece. Mark Helsop scored 12 for the Cougars. Nixon, a starter, played only 11 minutes in the game due to sluggishness, but came in for the final 2.4 seconds with a hope to get a good look at the basket. The play was designed to draw a foul on a screen, but no call was made on the collision between the BYU and UTEP players. BYU had no choice but to throw the ball in to Nixon. "It felt good when it left my hands," said Nixon. "I thought it had a chance." The shot was replayed over and over again in the months to come on highlight tapes nationally. ESPN nominated the play to receive an ESPY award for college basketball's Play of the Year. Most BYU fans will remember the shot as one of the greatest in BYU history next to Danny Ainge's miracle drive against Notre Dame in the 1981 NCAA Tournament to send the Cougars to the Elite Eight.

## BYU 73, Memphis 67 (OT) December 22, 1992

After defeating Oklahoma 76-75 in the first round of the Maui Invitational, the Cougars took on Penny Hardaway and the Memphis Tigers. Hardaway would score 37 points, but it wasn't enough to stop four Cougars in double figures as BYU pulled out an exciting overtime victory. BYU led 33-28 at the half before Hardaway turned it on helping the Tigers shoot 60 percent in the second half. Kevin Nixon, who scored 14 points on the night, hit a three-pointer to tie the game at 63-63 with 1:09 to play. Both Hardaway and BYU's Nick Sanderson had tries to win the game before overtime. In OT Memphis went up 67-63 with 2:57 left to play. Sanderson cut the

lead to 67-66 with a huge three-pointer. After a Hardaway turnover, Nixon nailed another three-pointer with 56 seconds left to go ahead 69-67. Sanderson made a quick steal with 25 seconds to play and took it the length of the court for an easy layin. After a failed Memphis three-point attempt, Russell Larson ended the game with a big dunk to finish off the Tigers 73-67. BYU went on the finals of the Maui Invitational losing to Duke 89-66. Sanderson had 15 points and four three-pointers, Larson had 11 points and 8 rebounds and Gary Trost led the Cougars with 16 points and 8 rebounds. BYU outrebounded Memphis 42-30.

## BYU 80, Louisville 62 November 25, 1994


BYU advanced to the finals of the Great Alaskan Shootout after holding Louisville to 24 points in the second half and defeating Denny Crum's Cardinals 75-60. After trailing Louisville 36-32 at halftime, BYU cranked up the defense and jumped to an early second-half 42-39 lead. Behind the clutch shooting of Robbie Reid and Russell Larson, who scored 17 and 14, respectively, the Cougars pulled off the come-from-behind victory. The Cougars owned the glass with 47 rebounds to Louisville's 33, and held the Cardinals to 25 percent shooting in the second half. Randy Reid scored 11 points and sophomore Ken Roberts had 10 points and eight rebounds. First Team All-WAC forward Larson had a game-high 10 rebounds.



JEFF CHATMAN,  
BYU VS. NOTRE DAME



KEVIN NIXON,  
BYU VS. UTEP



RUSSELL LARSON,  
BYU VS. LOUISVILLE



## BYU 83, No. 16 New Mexico 62 February 26, 1998


BYU upset No. 16 New Mexico in The Pit 83-62 putting a halt to the nation's second longest home winning streak, ending the streak at 41 games with a 21-point blow out. The Pit is well-known throughout the country as one of the most intimidating places to play. The win put hope into Steve Cleveland's first year as a coach to hopefully play in the WAC Tournament. BYU was only 2-10 in the WAC going into the game while the Lobos were 11-1 in conference play. Nobody was expecting a team that had only won one game the season before to beat the mighty Lobos, especially in the Pit. The Cougars came out confident in the first half making 68 percent from the field and 7-10 from three-point land, to give them a 46-28 lead going into the half. Senior Justin Weidauer played the best game of his career, going 9-10 from the field and 4-5 from three point range, to finish with 22 points. Freshman Mekeli Wesley shot 7-13 from the field to finish with 19 points. Junior Danny Bower shot 5-10 from beyond the arc to finish with 17 points.

## BYU 76, UTEP 75 (3-OT) February 28, 1998

After upsetting New Mexico in The Pit, BYU kept up its late season heroics with a road victory over UTEP in triple overtime. BYU clinched a spot in the postseason Western Athletic Conference Tournament by defeating UTEP 76-75. With eight seconds left in triple overtime, Lance Archibald hit a three to tie the game at 75-75. Then with no time left on the clock, freshman Mekeli Wesley hit a free throw to give the Cougars the one-point victory. BYU trailed UTEP by 10 points at the half, but came back behind the strong play of Wesley, who scored 31 points and broke a BYU record by hitting 16-of-18 free throw attempts, including the tiebreaker at the end of the game. Wesley's performance helped earn him a spot on the WAC All-Mountain Division Newcomer Team that year. Senior Justin Weidauer chipped in 14 points to help out the Cougars.

## Arizona 78, BYU 74 Nov. 28, 1998

The Arizona Wildcats came into Provo undefeated and ranked No. 11 in the nation but nearly lost to the Cougars, coming out with a narrow 78-74 overtime victory. Freshman Mark Bigelow helped keep BYU close with a record nine steals to lead the Cougars, who had 15 steals on the night. Bigelow also paced the Cougar offense, scoring 24 points on 6-16 shooting from the field and 11-11 from the line. With 3:36 left to go in regulation, A.J. Bramlett scored for Arizona to give the Wildcats a 64-55 lead, their biggest of the game. But the Cougars were in no mood to give the game away and ran off 12 consecutive points to take a 67-64 lead with 1:23 left in the game. A three-point field goal by Jason Terry knotted the game at 67 and that is how regulation would end. BYU kept the game close in overtime but a late push from Arizona allowed the Wildcats to steal the victory from the Cougar claws. The low-light of the game came in the second half when Arizona for-



ward Eugene Edgersson delivered a vicious elbow to the face of BYU center Bret Jepsen, who was forced to leave the game with a concussion.

## BYU 60, Hawaii 59 Jan. 16, 1999

A three-point bucket by Mekeli Wesley with just three seconds left gave the Cougars back-to-back road wins and a 60-59 victory over Hawaii. Wesley's shot capped off a 19-3 BYU run to finish the game and gave BYU its first lead since the 9:21 mark of the first half. Wesley was the second leading scorer on the night with 18, behind teammate Silester Rivers, who finished with 20 points and nine rebounds. The win moved the Cougars to 7-8 on the season and 2-1 in WAC play. BYU fell behind on just 7-of-23 shooting (2-10 three-point) in the first half but rebounded to go 11-23 from the field (3-6 three-point) in the second for the victory. The Cougar defense also turned up the heat on Hawaii, holding the Warrior offense to just 37.5 percent shooting in the second half.

## BYU 90, TCU 74 March 2, 1999


In BYU's final year in the Western Athletic Conference, the Cougars pulled off an impressive upset against Texas Christian University, winning 90-74 in the first round of the conference tournament. Early in the game, the Cougars went on a 16-1 run to take a 16-5 lead. BYU sophomore Nathan Cooper scored eight points in the early run and went on to lead BYU with a career-high

24 points. TCU's Lee Nailon led all scorers with 33 points on the night, but Cooper had a strong supporting cast in WAC Freshman of the Year Mark Bigelow (20 points), sophomore Michael Vranes (19 points), and sophomore Mekeli Wesley (17 points). While the Cougars were bolstered by a team-record 13 three pointers on the night, TCU pulled close to BYU at 62-57 midway through the second half. With the help of three successive technical fouls against the Horned Frogs, the Cougars pulled ahead by 12 on a 12-5 run and never looked back.

## BYU 77, UNLV 75 January 10, 2000

The Cougars upset MWC favorite UNLV with a 77-75 win at the Thomas and Mack Center in Las Vegas to open league play. BYU's Terrell Lyday showed his stardom leading the Cougars with 30 points. Lyday hit 10-for-17 from the field, including 5-for-10 on three-point shots. Lyday also led BYU in rebounds, pulling down 11 in his double-double effort. With 10 rebounds on the defensive glass, and six steals, Lyday proved to be a winning force on both ends of the floor. As a team, the Cougars shot 48 percent to UNLV's 39 percent and hit 10-of-19 three pointers. Despite UNLV's comeback to take the lead late in the game, and more than 12,500 fans cheering the Rebels on, BYU kept its composure. The Cougars got a boost from good free throw shooting and a Todd Christensen three-pointer with three minutes left in the game.

## MARK BIGELOW BYU VS. ARIZONA





# MOST MEMORABLE GAMES

2005-06 BYU BASKETBALL

## BYU 58, Utah 54 March 10, 2000

Perhaps a benchmark for head coach Steve Cleveland and BYU basketball fans at large, the Cougars revitalized the BYU/Utah rivalry, winning 58-54 at the Mountain West Conference Tournament in Las Vegas. "That wasn't for me," Cleveland said. "There's a lot of people in Provo, Utah, that have really struggled with not having it [the rivalry] be competitive. If anything this says this is going to be competitive." BYU ended a 12-game losing streak to the Utes, winning for the first time against Utah since 1995. The victory improved BYU's record to 20-9 (eventually 22-11), the first time the Cougs recorded a 20-win season since 1995. With 40 percent shooting on the night and 59 percent from the free throw line, it is no surprise it was the Cougars' defense that won the game. BYU held Utah to a dismal 30 percent shooting from the floor. With BYU star Mekeli Wesley struggling and hampered with foul trouble, BYU sophomore Eric Nielsen kept the Cougars in the game. Averaging just 5.8 points and 3.8 rebounds per game going into the semifinal game, Nielsen shocked the Utes with a career-high 17 points and nine rebounds. Poor Cougar free throw shooting kept the game close but Utah wasn't able to capitalize. Down 57-54, Utah's Hano Mottola had a chance to tie the game with 14.6 seconds left, but his three-point attempt drew nothing but air. The Utes had one more chance to tie the game, but Phil Cullen sent an inbound pass sailing over the heads of his teammates and out of bounds on the opposite baseline. While the Cougars lost to UNLV in the MWC Championship game, BYU secured an NIT bid and advanced to the quarterfinals of the tournament.

## BYU 69, Utah State 67 December 16, 2000

In demonstrating the Cougars' season dominance over Utah teams, BYU defeated Utah State 69-67 in the Marriott Center. The game featured the debut of University of Utah transfer Trent Whiting who had a game-high 22 points to lead his new team in scoring. "I guess if anybody questioned why I started (Whiting) tonight, you probably know now," said BYU coach Steve Cleveland. "He has been the best player in practice for



four months. He is a competitor and he adds a nice dimension to this ball club; something we haven't had." After a quick start and an early 12-point BYU lead, Utah State battled back to take a late first-half lead with 36 seconds left before halftime. Whiting proved his worth hitting an NBA-range three-pointer at the buzzer to give the team a 41-40 lead at the break. The Aggies came out strong in the second half, taking a 42-41 lead and maintaining the lead until late in the game. After BYU's Terrell Lyday hit a three-pointer to bring the Cougs within two, Whiting picked the pocket of USU's Bernard Rock and headed down the court to finish the fast break with a layup, tying the game 63-63. The two teams exchanged buckets, but it was BYU's Mekeli Wesley who made two free throws with eight seconds left to give the Cougars the two-point victory.

## BYU 91, UNLV 63, January 15, 2001

In a nationally televised game on ESPN, BYU came up big against the Rebels winning 91-63 in a late-night thriller. Playing in a Monday night 10 p.m. start, the Cougars were anything but sleepy as four starters scored in double figures. The 28-point margin of victory marked the biggest win over UNLV in BYU history and was sparked by a 26-point performance by Trent Whiting. The game was a measure of success for head coach Steve Cleveland, who inherited a 1-25 team just four years earlier. "It was the best basketball we've played here in four years against a quality team," said Cleveland. "We defended and executed well and I really like the flow in the last seven games. Our defense was the best since we've been here." BYU's defense held UNLV's leading scorer, Kaspars Kambala, to only two points, 16 points below his average. The offense for BYU was blistering, shooting 6-11 behind the three-point line, 56 percent from the field and 85 percent from the charity stripe. The game was never really close, as BYU started the game with a 10-0 run and carried a 19-point lead into the half.

## BYU 69, Utah 61 January 29, 2001

BYU's Trent Whiting showed no mercy on his former team, scoring 21 points to lead all players and help the Cougars to a 69-61 win. BYU's defense put the Utah offense to sleep in the 10 p.m. Monday night game, holding the Utes to 39 percent from the floor. "The difference in the ball game was the second half," said BYU coach Steve Cleveland. "We played with much more aggression, especially at the defensive end." BYU's offense supported the defense as the team hit 10 three-pointers on 19 attempts. Whiting's scoring was efficient, hitting 5-for-9 from the field, including 3-for-5 behind the three-point line and a perfect 8-for-8 from the free-throw line. With the win, BYU reclaimed the series lead at 115-114.

## BYU 77, Wyoming 66 March 9, 2001

In the semifinal game of the Mountain West Conference Tournament in Las Vegas, the Cougars downed a tenacious Wyoming team 77-66 in the Thomas and Mack Center. Advancing to the MWC championship game wasn't easy despite an early 20-10 lead for BYU. Both teams finished the regular season as conference co-champions along with Utah, and both teams played each other as champions, coming up with big plays from clutch players. While it was a total team effort, MWC Player of the Year Mekeli Wesley and All-MWC guard Terrell Lyday carried the Cougars on their backs, scoring all but four of BYU's 34 second-half points. "Terrell and Mekeli played huge for us tonight," BYU head coach Steve Cleveland



Mekeli Wesley helped spark the Cougars to victories over rival Utah in 2000 and 2001. He was the MWC MVP as a senior in 2001.





said. "We played a great game tonight and we don't win it unless we have the performances we got from those two guys." The senior duo combined for 55 points on Wesley's 23 points and Lyday's MWC tournament record 32 points. Wesley, amazingly, played the final 11 minutes of the game with four fouls, while teammates Eric Nielsen and Nate Knight left the game with five fouls apiece. The Cowboys tried to mount a comeback with Brett McFall's 5-for-9 shooting and 19 points, but BYU's defense held out until the end of the game.

## BYU 69, New Mexico 65 March 10, 2001

After a late-night thriller against Wyoming and a win over Air Force the day before that, the Cougars faced a tough New Mexico team in the championship game of the Mountain West Conference Tournament. After BYU's Trent Whiting hit two free throws with 4.6 seconds left, the Cougars won the MWC Tournament Championship 69-65. Not only did the Cougars win the conference tournament, but they also secured a spot in the NCAA Tournament, BYU's first visit since 1995. League MVP Mekeli Wesley was the outstanding player of game as he hit 11-of-12 shots on his way to a 30-point night. "Mekeli is the best player in the league and he showed that today," said New Mexico forward Brian Smith, who was matched up against Wesley most of the night. Wesley was not without a supporting cast, as senior colleagues Terrell Lyday and Trent Whiting came up big. Whiting's 15 points came at crucial times, one of his three buckets from behind the arc fell at the end of the first half, while another helped the Cougars with two minutes left. Lyday's night was spotlighted with defense. Lyday held New Mexico's leading scorer, Marlon Parmer, to only 12 points and 0-for-4 from the field in the first half. Parmer had a chance to win the game for the Lobos late with a three-pointer, but Lyday's defense stopped Parmer from getting a good look and hitting the shot. "I told Terrell that he wasn't going to score 26 points tonight, but his main responsibility would be to defend," BYU coach Steve Cleveland said. "He made a huge defensive stop on Parmer's last shot."

## BYU 81, Stanford 76 December 22, 2001

In perhaps the Cougars' biggest non-conference game of the Steve Cleveland era, BYU defeated No. 13 Stanford, 81-76, in a nationally televised game on ESPN at the Las Vegas Showdown. The win extended BYU's neutral court victory streak at the Thomas and Mack Center to six straight games. With BYU having lost four starters, including three All-MWC players, from its MWC title team the year before, the defending Pac-10 champion Cardinal with All-American Casey Jacobson was a heavy favorite. But senior forward Eric Nielsen delivered the best game of his career. Nielsen finished with 29 points, going 11-16 from the field, 2-2 from the three-point line, and 5-5 on free throws to shatter his previous career high of 19 points. Nielsen just outpaced Jacobson as the Stanford All-American finished with 28 points. With solid BYU defensive pressure, Jacobson went cold down the stretch and struggled from the free throw line.



TERRELL LYDAY  
BYU VS. NEW MEXICO

BYU entered the game leading the nation in free throw percentage and used it to hold on as senior Matt Montague hit six free throws in the final minute. The Cougars shot a blistering 63.6 percent from behind the three-point line. BYU finished the game 7-11 from behind the arc, while Stanford finished the game 6-25. Trailing 63-61 with just under 10 minutes to play, BYU went on a decisive 13-2 run over the next eight minutes that proved too much for the Cardinal to overcome. BYU made free throws when it mattered most. It was BYU's first win over a ranked opponent since 1998 when the Cougars knocked off No. 15 New Mexico in The Pit during Cleveland's first season.


## BYU 63, Utah 61 February 23, 2002

With the attention of the world on Utah during the final days of the 2002 Winter Olympics, the BYU-Utah rivalry stole local headlines with an unforgettable 21-point BYU comeback win to protect the nation-leading home winning streak at 35 games. A victory looked very doubtful after BYU played its worst first half of the home-court victory streak, trailing 43-26 at the break. In the second half, two quick Utah buckets pushed the lead to 21 at 47-26, but the Marriott Center magic ignited as BYU went on an amazing 24-5 run. The momentum had completely changed as BYU was back in the game with 7:26 remaining and down by only two points, 52-50. Great defense led to the second-half offensive explosion. After giving up a season-worst 43 points in the first half, BYU held Utah to 29 percent shooting and outscored the Utes 37-18 in the second half. Seniors Matt Montague and Eric Nielsen led the second-half charge. With 1:18 remaining in the game, Montague hit a rare three-pointer to bring BYU within one, 61-60. On the next possession, Montague made a record-setting

assist to Nielsen for an eight-foot jumper that gave the Cougars their first lead of the game, 62-61, with 25 seconds left. That assist tied Montague with BYU legend Danny Ainge for the all-time career record for assists at 539. The Cougars sealed the win with two crucial rebounds, with 7-foot center Dan Howard getting fouled after a key board. Howard added a free throw and the Utes were left to walk off the court in disbelief while the BYU players and fans celebrated at mid-court. Despite being in foul trouble, junior forward Travis Hansen finished with a game-high 17 points and team-high seven rebounds for BYU. "I thought it was most appropriate that our two seniors hit the two big shots of the game," said coach Steve Cleveland. "This was a great college game."

## BYU 64, Arizona State 60 December 4, 2002

After losing 11 straight true road games in 2001-02, BYU proved it would win on the road in 2002-03 by downing the Arizona State Sun Devils, 64-60, in its first road game of the season. The Cougars never trailed after taking a 20-18 lead with 10:36 to go in the first half on a Jared Jensen dunk made possible by a steal by reserve guard Ricky Bower. Jensen carried BYU in the first half scoring 10 of his 12 points to pace the Cougars as they built a 10-point halftime lead at 35-25. The game was tied at 20-20 when BYU went on a 14-2 run to help build its double-digit advantage at the break. BYU's largest advantage was 12 but ASU twice tied the game in the second half and had BYU's lead cut to one-point with just over two minutes to go. A Rafael Araujo free throw stretched BYU's advantage to three points with under a minute to play. BYU's Travis Hansen led all scorers with 23 points on 8-of-11 shooting and took the game over in the second half, hitting big buckets for BYU down the stretch. Araujo added nine points and 11 rebounds, along with three blocks and three assists. Four ASU players scored in double figures led by freshman star Ike Diogu with 15 points and eight rebounds. Tommy Smith chipped in 13 points. Jamal Hill scored 12 and Curtis Millage added 11. ASU fell to 4-2 with the loss.



Travis Hansen celebrates BYU's amazing 21-point second half comeback victory over the Utah to preserve the nation's longest home winning streak.



# MOST MEMORABLE GAMES

2005-06 BYU BASKETBALL


## BYU 76, Oklahoma State 71 December 6, 2003

Christmas came early for the Cougars as Rafael Araujo's dominating performance against the 25th ranked Oklahoma State Cowboys undoubtedly delivered one of BYU basketball's most thrilling victories ever. In front of the largest crowd (16,285) ever to witness a collegiate basketball game in Salt Lake City, the Cougars defeated the future final four finalist Cowboys 76-71 at the Delta Center. Araujo's phenomenal display of offensive skills and ability to control the boards came through in the second half after a slow first half from the Cougars, who trailed the Cowboys 39-36 at halftime. Araujo carried the Cougars to start the second half by scoring 16 of BYU's first 18 second-half points. Former BYU player Daniel Bobik answered back to every Cougar run and kept the Cowboys close, posting a team-high 18 points and 8 assists. In the end, it was Araujo who overpowered the Cowboys, finishing with 32 points and 17 rebounds, one less rebound than the entire Oklahoma State team. "This was the best rebounding effort during my time at BYU," BYU coach Steve Cleveland said. Oklahoma State would go on to finish the season as Big 12 regular season and tournament champions and ranked as high as No. 2 in the nation.

*Rafael Araujo dominated Big 12 Champion Oklahoma State, scoring 32 points and 17 rebounds, one less rebound than the entire Cowboy team. BYU pulled out a thrilling 76-71 victory, much to the delight of the 16,285 fans in the Delta Center.*


## BYU 89, UNLV 88 March 6, 2004

The month of March, a.k.a. March Madness for the college basketball world, is when miracles come about and life long dreams come true. Even prior to the start of the



*Luiz Lemes was unstoppable against the Rebels in a game that had 18 lead changes and 16 ties. Lemes had 23 points and an assist on the game-winning bucket.*

NCAA Tournament, March was true to its words for BYU when the Cougars stunned the UNLV Rebels on a Luiz Lemes dish off to teammate Rafael Araujo for an easy layup with 0.5 seconds left in the game. "I knew Hoffa (Araujo) was somewhere, so I looked for him and found him open," Lemes said. "I'm glad I was able to get it to him to give us the win." The 89-88 victory ended the Cougars' regular-season play with an eight-game winning streak and secured a second-place MWC finish. The Cougars established themselves quickly in the first half shooting 9-of-12 from the field, including 4-for-6 from beyond the arc. BYU's 23-14 lead diminished as the Rebels capitalized on 11-3 and 11-2 runs to go ahead 46-44 at halftime. The battle continued in the second half as neither team could pull away with a demanding lead. Fortunately for the Cougars, aid came from every position on the court. Lemes led the way with a career-high 23 points and six assists, the final of which resulted in the winning bucket by Araujo, who added 21 points with 13 rebounds.



# ALL-TIME SEASON RESULTS

2005-06 BYU BASKETBALL



## 1902-03

DATE	OPPONENT	SCORE	W/L
F 6	at LDSU	7-47	L
F 14	BY College	13-17	L
F 21	Weber Academy	30-18	W
F 27	at Weber Academy	17-16	W
F 28	at BY College	20-17	W
M 7	LDSU	13-23	L
M 21	at LDSU	13-30	L
M 28	Univ. of Colorado	23-15	W
A 2	Univ. of Colorado	10-16	L

Coach: W.A. Colton  
Record: 4-5

## 1903-04

DATE	OPPONENT	SCORE	W/L
J 9	Salt Lake H.S.	38-8	W
J 16	LDSU	17-22	L
J 22	at Weber Academy	43-13	W
J 23	at BY College	18-9	W
F 6	BY College	17-18	L
F 19	at LDSU	20-27	L

Record: 3-3

## 1904-05

DATE	OPPONENT	SCORE	W/L
J 21	at A.F. Apollos	NS	L
J 28	LDSU	51-7	W
F 3	at State Deaf School	64-6	W
F 4	at BY College	22-14	W
F 10	A.F. Apollos	NS	W
F 11	BY College	19-12	W
F 18	Weber Academy	30-10	W
F 24	at LDSU	NS	W
F 25	at Weber Academy	14-16	L
M 4	State Deaf School	NS	W
M 4	at A.F. Apollos	10-7	W
M 25	Wheaton Col. (Ill.)	27-35	L

Record: 9-3

## 1905-06

DATE	OPPONENT	SCORE	W/L
J 13	LDSU	25-12	W
J 19	Weber Academy	NS	W
J 27	State Deaf School	62-4	W
F 9	at Weber Academy	15-11	W
F 10	at State Deaf School	NS	W
F 13	Chicago YMCA	14-22	L
F 16	at LDSU	19-17	W
F 23	at Utah State	21-14	W
F 24	at BY College	20-18	W
M 2	Minn. Red Wings	20-18	W
M 3	Utah State	19-11	W
M 17	BY College	20-19	W

Coach: C.T. Teetzel  
Record: 11-1

## 1906-07

DATE	OPPONENT	SCORE	W/L
J 19	Weber Academy	72-9	W
J 26	BY College (OT)	26-24	W
F 1	at LDSU	32-29	W
F 7	Chicago Crescents	21-24	L
F 16	Utah State	44-11	W
F 23	Weber Academy	2-0	W
M 1	at Utah State	23-12	W
M 2	at BY College	16-19	L
M 8	LDSU	30-19	W
M 16	v. BY College (OT)	24-27	L

I - forfeit  
Coach: C.T. Teetzel  
Record: 7-3

## 1907-08

DATE	OPPONENT	SCORE	W/L
J 17	at BY College	14-16	L
J 18	at Utah State	29-16	W
J 25	LDSU (OT)	20-19	W

F 1	Utah State	43-19	W
F 15	LDSU	26-25	W
F 22	BY College	22-27	L

Coach: C.T. Teetzel  
Record: 4-2

## 1908-09

DATE	OPPONENT	SCORE	W/L
D 12	YMCA	23-29	L
J 9	at YMCA	17-31	L
J 16	at LDSU	16-30	L
J 23	Utah	32-9	W
J 30	BY College	35-21	W
F 6	Utah State	37-11	W
F 20	LDSU	28-33	L
F 22	Oregon	26-24	W
F 26	at Utah State	37-13	W
F 27	at BY College	34-27	W
M 5	at Utah	40-27	W

Coach: Fred Bennion  
Record: 7-4

## 1909-10

DATE	OPPONENT	SCORE	W/L
J 8	YMCA	28-26	W
J 14	at BY College	33-13	W
J 15	at Utah State	40-20	W
J 22	BY College	42-14	W
F 2	at Utah	31-27	W
F 11	Utah	31-17	W
F 12	at LDSU	29-21	W
F 18	Utah State	47-31	W
F 22	YMCA	21-26	L
F 25	LDSU	47-12	W
F 26	at YMCA	13-23	L

Coach: Fred Bennion  
Record: 9-2

## 1910-11

DATE	OPPONENT	SCORE	W/L
J 7	at Snow Academy	45-25	W
J 14	Alumni	32-22	W
J 21	YMCA	41-17	W
J 28	Utah	47-27	W
F 4	at Utah State	29-19	W
F 18	Utah State	37-21	W
F 25	at Utah	33-26	W
F 27	Hamilton, Wisc.	27-26	W

Coach: Henry Rose  
Record: 8-0

## 1911-12

DATE	OPPONENT	SCORE	W/L
J 13	Alumni	40-19	W
J 20	BY College	48-20	W
J 27	LDSU	51-12	W
F 3	Utah State	36-17	W



**FRED BENNION**

Years: 1908-10 (2)

Record: 16-6 (.727)

F 9	at Utah State	37-16	W
F 17	at Utah	36-25	W
M 2	Utah	32-25	W

Coach: E.L. Roberts  
Record: 7-0

## 1912-13

DATE	OPPONENT	SCORE	W/L
D 14	Weber Academy	48-34	W
J 11	Alumni	61-26	W
J 18	LDSU	34-20	W
J 25	Burlington (S.L.)	49-17	W
F 1	BY College	40-29	W
F 8	Utah	31-49	L
F 14	at BY College	28-26	W
F 15	at Utah State	33-23	W
F 22	at Utah (OT)	25-28	L
M 1	Utah State	20-29	L

Coach: E.L. Roberts  
Record: 7-3

## 1913-14

DATE	OPPONENT	SCORE	W/L
J 10	S.L. Hardware	53-18	W
J 17	Deseret Business	44-13	W
J 31	BY College	43-23	W
F 5	Montana State	67-14	W
F 14	at Utah	23-36	L
F 21	Utah State	41-21	W
F 28	Utah	32-24	W
M 6	at Utah State	28-19	W
M 7	at BY College	22-15	W
M 9	at Oneida Academy	25-26	L

Coach: E.L. Roberts  
Record: 8-2

## 1914-15

DATE	OPPONENT	SCORE	W/L
J 15	at Apollos	23-27	L
J 16	Apollos	35-25	W
J 30	BY College	37-32	W
F 13	Utah State	29-21	W
F 20	Utah	29-28	W
F 26	at Utah State	31-23	W
F 27	at BY College	24-18	W
M 12	at Utah	20-38	L

Coach: E.L. Roberts  
Record: 6-2

## 1915-16

DATE	OPPONENT	SCORE	W/L
J 15	Springville H.S.	44-17	W
F 4	at Utah	26-41	L
F 12	Utah State	42-17	W
F 19	Iola (KS) YMCA	70-25	W
F 26	at Utah State	23-37	L
M 4	Utah	30-38	L

Coach: E.L. Roberts  
Record: 3-3

## 1916-17

DATE	OPPONENT	SCORE	W/L
D 13	at Springville H.S.	19-20	L
J 6	BY H.S.	50-20	W
J 13	West H.S.	42-24	W
J 20	Springville H.S.	61-24	W
J 27	LDSU	38-19	W
J 29	Chicago Cres.	51-9	W
F 3	at BY College	84-37	W
F 10	Utah	38-32	W
F 17	Utah State	43-22	W
F 23	at Utah	54-33	W
M 3	Alumni	50-19	W
M 8	at Utah State	34-27	W
M 14	#Brown-King (SL)	52-21	W
M 15	#NW Normal (OK)	35-24	W
M 16	#Seward Park Bro.	27-16	W
M 17	#Illinois AC	14-27	L



**E.L. ROBERTS**

Years: 1911-20, 25-28 (12)

Record: 87-49 (.640)

#AAU Tourney (Chicago)

Coach: E.L. Roberts

Record: 14-2

## 1917-18

DATE	OPPONENT	SCORE	W/L
N 29	at Lehi H.S.	30-34	L
J 12	BY H.S.	40-28	W
J 19	Lehi H.S.	67-30	W
J 25	BY College (OT)	32-36	L
F 1	Hinckley Acad.	58-28	W
F 9	Utah	21-27	L
F 11	at Amer. Fork H.S.	48-35	W
F 23	at Utah	38-28	W

Coach: E.L. Roberts  
Record: 5-3

## 1918-19

DATE	OPPONENT	SCORE	W/L
	Pi. Grove H.S.	58-19	W
	Lehi H.S.	72-14	W
	Springville H.S.	46-19	W
F 6	at Sp. Fork H.S.	87-18	W
F 7	at Utah	22-50	L
F 15	BY College	50-24	W
M 1	Utah State	23-26	L
M 8	Utah	21-31	L

Coach: E.L. Roberts  
Record: 5-3

## 1919-20

DATE	OPPONENT	SCORE	W/L
J 9	at Springville H.S.	34-19	W
J 10	BY H.S.	49-32	W
J 21	at A.F. Legion	56-34	W
J 24	Lehi Legion	47-20	W
J 31	at Utah State	27-55	L
M 4	at Utah	30-41	L

Coach: E.L. Roberts  
Record: 4-2

## 1920-21

H/A	OPPONENT	SCORE	W/L
A	Lehi Legion	16-39	L
H	Utah AA	33-29	W
H	BY H.S.	56-23	W
H	Alumni	29-25	W
H	P.G. High	43-14	W
H	Alumni	29-25	W
H	Provo Legion	36-30	W
H	Utah	22-16	W
A	Utah State	43-45	W
H	Provo Legion	31-25	W
H	Utah State	30-28	W
A	Utah	16-29	L

Coach: Alvin Twitchell  
Record: 10-2



# ALL-TIME SEASON RESULTS

2005-06 BYU BASKETBALL

## 1921-22

H/A	OPPONENT	SCORE	W/L
H	Provo Legion	24-36	L
H	Provo Legion	35-24	W
H	WAA	28-31	L
H	Lehi H.S.	47-23	W
A	BYU Frosh	32-22	W
H	Lehi H.S.	26-23	W
A	A.F. Legion	44-24	W
H	A.F. Legion	36-10	W
H	Utah State	39-22	W
A	Utah State	34-36	L
H	Utah	32-27	W
A	Utah	29-16	W

Coach: Alvin Twitchell

Record: 9-3



**ALVIN TWITCHELL**

Years: 1920-25 (5)

Record: 50-20 (.714)

## 1924-25

DATE	OPPONENT	SCORE	W/L
J 9	Nephi H.S.	44-20	W
J 10	Provo H.S.	31-24	W
J 17	Apex	34-22	W
J 23	at Utah State	29-26	W
J 24	at Utah State	22-42	L
F 6	Utah	33-35	L
F 7	Utah	42-25	W
F 13	Utah State	48-36	W
F 14	Utah State	24-23	W
F 20	Western State	54-18	W
F 21	Western State	55-27	W
F 27	at Utah	24-36	L
F 28	at Utah	41-36	W
M 19	at Colorado Col.	32-41	L
M 20	at Colorado Col.	34-42	L
M 21	at Colorado Col.	25-39	L

Coach: Alvin Twitchell

Record: 10-6

## 1925-26

DATE	OPPONENT	SCORE	W/L
J 6	SE College (OK)	40-21	W
J 14	Apex	33-31	W
J 22	at Utah	22-21	W
J 23	at Utah	35-31	W
J 29	Utah State	31-49	L
J 30	Utah State	36-32	W
F 5	at Montana State	18-41	L
F 6	at Montana State	31-36	L
F 12	Utah	34-39	L
F 13	Utah	37-24	W
F 19	at Western State	53-22	W
F 20	at Western State	38-30	W
F 26	Utah State	52-43	W
F 27	Utah State	34-36	L
M 3	Montana State	52-33	W
M 4	Montana State	36-20	W

Coach: E.L. Roberts

Record: 11-5

## 1926-27

DATE	OPPONENT	SCORE	W/L
D 18	Dixie College	40-25	W
D 29	at Hinckley Academy	15-35	L
J 7	BY H.S.	22-24	L
J 8	BY H.S.	44-22	W
J 14	Arthur Academy	40-42	L
J 15	Alumni	47-33	W
J 21	at Utah State	47-50	L
J 22	at Utah State	34-62	L
J 28	Utah	39-42	L
J 29	Utah	35-37	L
F 4	at Montana State	37-64	L
F 5	at Montana State	33-49	L
F 12	Apex	50-22	W
F 18	Montana State	20-43	L
F 19	Montana State	38-53	L
F 25	at Utah	31-34	L
F 26	at Utah (OT)	40-34	W
M 4	Utah State	38-44	L
M 5	Utah State	35-42	L

Coach: E.L. Roberts

Record: 5-14

## 1927-28

DATE	OPPONENT	SCORE	W/L
D 10	Arthur Academy	41-39	W
D 17	Oregon State	22-37	L
D 22	Ricks College	53-31	W
D 28	at Milford Academy	42-41	W
D 29	at Branch Academy	59-22	W
D 30	at Dixie College	30-24	W
D 31	at Dixie College	32-25	W
J 7	Branch AC	53-27	W
J 13	Milford AC	45-39	W
J 14	Milford Academy	45-34	W

J 14	Alumni	47-33	W
J 20	Montana State	41-43	L
J 21	Montana State	37-43	L
J 27	at Utah	37-30	W
J 28	at Utah	35-31	W
F 10	Utah State	49-34	W
F 11	Utah State	31-39	L
F 17	Utah	25-31	L
F 18	Utah	26-31	L
F	at Utah State	41-52	L
F	at Utah State	42-48	L
M	at Montana State	44-69	L
M	at Montana State	41-57	L

Coach: E.L. Roberts

Record: 13-10

## 1928-29

DATE	OPPONENT	SCORE	W/L
D 8	Alumni	36-48	L
D 8	Vico Oil	38-37	W
D 14	Dixie College	34-24	W
D 14	Snow College	41-26	W
D 17	Colorado St. Col.	47-39	W
D 18	at Arthur Academy	42-60	L
D 26	v. North Dakota	50-53	L
D 28	North Dakota	42-26	W
D 29	North Dakota	31-30	W
J 2	at Los Angeles Academy	32-23	W
J 3	at Alhambra Academy	33-26	W
J 4	at Hollywood Academy	49-44	W
J 5	at Pacific Coast Academy	41-28	W
J 7	at Las Vegas Academy	42-26	W
J 9	Phillips	40-30	W
J 10	Phillips	38-51	L
J 18	Utah	41-38	W
J 19	Utah	49-45	W
J 23	at Montana Normal	77-25	W
J 24	at Montana Mines	29-25	W
J 25	at Montana State	36-72	L
J 26	at Montana State	37-67	L
F 1	at Utah State	53-45	W
F 2	at Utah State	46-34	W
F 8	at Utah	41-56	L
F 9	at Utah	53-37	W
F 18	Montana State	42-70	L



**G. OTT ROMNEY**

Years: 1928-35 (7)

Record: 139-71 (.662)

F 19	Montana State	57-66	L
M 1	Utah State	49-45	W
M 2	Utah State	50-52	L

Coach: G. Ott Romney

Record: 20-10

## 1929-30

DATE	OPPONENT	SCORE	W/L
D 4	38th Infantry	55-26	W
D 4	College All-Stars	63-44	W
D 11	Alumni	63-45	W

D 16	Wyoming	47-25	W
D 18	Wyoming	51-38	W
D 21	at UCLA	47-40	W
D 23	at UCLA	43-47	L
D 26	at Los Angeles	45-39	W
D 27	at Pacific Coast Acad.	34-33	W
D 28	at Hollywood Academy	79-50	W
D 30	at Occidental	47-43	W
J 2	at San Bernardino JC	49-23	W
J 3	at Dixie College	36-32	W
J 4	at Snow College	41-28	W
J 10	Nevada-Reno	44-26	W
J 11	Nevada-Reno	46-35	W
J 17	Utah State	37-39	L
J 18	Utah State	53-37	W
J 24	Montana State	43-69	L
J 25	Montana State	45-42	W
J 31	at Utah	49-53	L
F 1	at Utah	30-38	L
F 7	at Montana State	47-41	W
F 8	at Montana State	39-70	L
F 10	at Idaho State	51-33	W
F 14	at Utah State	49-36	W
F 15	at Utah State	41-55	L
F 21	Montana Miners	56-37	W
F 28	Utah	56-31	W
M 1	Utah	59-42	W

Coach: G. Ott Romney

Record: 23-7

## 1930-31

DATE	OPPONENT	SCORE	W/L
N 29	Alumni	57-49	W
D 5	Deseret News Academy	63-30	W
D 6	Alumni	80-68	W
D 11	at Rock Springs Academy	47-50	L
D 12	at Wyoming	36-37	L
D 13	at Wyoming	46-42	W
D 15	at Colo. St. College	42-29	W
D 17	at Henry's(Wichita)	29-61	L
D 19	at Butler	34-45	L
D 20	at Ill. Wesleyan	34-33	W
D 22	at Marquette	31-35	L
D 26	at John Carroll	58-27	W
D 27	at Western Reserve	42-27	W
D 29	at Michigan State	28-29	L
D 30	at Chicago	38-35	W
D 31	at St. Louis	37-32	W
J 1	at Wittenberg	36-43	L
J 3	at Cincinnati	41-27	W
J 5	Nebraska	55-44	W
J 8	Henry's (Wichita)	45-52	L
J 12	Montana State	63-52	W
J 13	Montana State (OT)	54-50	W
J 23	Utah (OT)	51-52	L
J 24	Utah	43-45	L
J 30	at Utah State	59-61	L
J 31	at Utah State	45-39	W
F 6	at Montana State	27-42	L
F 7	at Montana State	53-41	W
F 9	at Idaho State	76-34	W
F 20	Utah State	61-51	W
F 21	Utah State	53-40	W
F 27	at Utah	39-49	L
F 28	at Utah	57-49	W

Coach: G. Ott Romney

Record: 20-13

## 1931-32

DATE	OPPONENT	SCORE	W/L
N 26	Utah St. Alumni	62-51	W
N 27	Utah Alumni	55-33	W
N 28	Alumni	58-36	W
D 4	Gila College	50-23	W
D 5	Gila College	52-28	W
D 11	at Wisconsin	16-32	L
D 12	at Loyola (Ill.)	30-35	L
D 14	at Marquette	39-32	W



D 15	at Iowa State	28-47	L
D 17	at Nebraska	31-27	W
D 19	at Creighton	36-41	L
D 21	at Wyoming	47-57	L
D 22	at Wyoming	31-61	L
D 28	Olson's Swedes	35-25	W
J 7	Henry's (Wichita)	43-30	W
J 8	Henry's (Wichita)	39-22	W
J 15	Utah	44-36	W
J 16	Utah	39-40	L
J 22	Utah State (OT)	45-47	L
J 23	Utah State	40-37	W
J 29	at Montana State	36-23	W
J 30	at Montana State	37-22	W
F 5	at Utah	32-35	L
F 6	at Utah	43-34	W
F 15	Montana State	48-26	W
F 16	Montana State	42-43	L
F 26	at Utah State	39-32	W
F 27	at Utah State	63-50	W
M 1	vs. Utah	35-32	W
M 3	at Wyoming	33-37	L
M 4	at Wyoming	28-29	L
M 5	at Wyoming	38-22	W

Coach: G. Ott Romney  
Record: 20-12

### 1932-33

DATE	OPPONENT	SCORE	W/L
D 8	Alumni	47-26	W
D 8	Alumni	43-35	W
D 16	at Western State	58-20	W
D 17	at Western State	49-41	W
D 19	at Colo. St. College	38-33	W
D 20	at Colo. St. College	46-36	W
D 21	at Den. Piggly Wiggly	20-41	L
D 22	at Colorado College	43-30	W
D 23	at Colorado College	55-34	W
J 5	Henry's (Wichita)	30-47	L
J 6	Olson's Swedes	31-32	L
J 13	Utah	40-27	W
J 14	Utah	33-34	L
J 20	at Montana State	53-38	W
J 21	at Montana State	33-26	W
J 27	at Utah State	33-40	L
J 28	at Utah State	59-44	W
F 6	Montana State	42-29	W
F 7	Montana State	53-27	W
F 17	at Utah	43-42	W
F 18	at Utah	36-50	L
F 24	Utah State	37-30	W
F 25	Utah State	48-36	W
M 4	vs. Utah	43-26	W
M 9	Wyoming	25-35	L
M 10	Wyoming	37-33	W
M 11	Wyoming	41-39	W

Coach: G. Ott Romney  
Record: 20-7

### 1933-34

DATE	OPPONENT	SCORE	W/L
D 6	Clark's Ins.	56-38	W
D 6	Alumni	56-51	W
D 11	Ogden Boosters	30-31	L
D 13	Denver Academy	47-50	L
D 18	Colorado College	43-27	W
D 19	Granite Mart	56-35	W
D 21	vs. Ogden Boosters	26-36	L
D 22	vs. S. California	33-36	L
D 26	at Den. Piggly Wiggly	25-49	L
D 27	at Denver	43-38	W
D 28	at Denver AC	36-35	W
D 29	at Colorado Col.	31-38	L
D 30	at Western State	51-42	W
J 1	at Western State	54-32	W
J 2	at Cook's Sp. Goods	59-26	W
J 12	Utah State	57-34	W
J 13	Utah State	42-35	W

J 19	Montana State	48-31	W
J 20	Montana State	52-37	W
J 26	at Utah	41-37	W
J 27	at Utah	30-43	L
F 9	Utah	45-31	W
F 10	Utah	40-28	W
F 16	at Utah State	48-37	W
F 17	at Utah State	35-43	L
F 23	at Montana State	44-30	W
F 24	at Montana State	23-32	L
M 8	at Wyoming	38-43	L
M 9	at Wyoming (OT)	44-47	L
M 10	at Wyoming	34-43	L

Coach: G. Ott Romney  
Record: 18-12

### 1934-35

DATE	OPPONENT	SCORE	W/L
N 21	Alumni	68-51	W
N 21	Alumni	51-53	L
N 30	Gibbs Ins.	65-26	W
N 30	Alumni	34-40	L
D 5	Pinney Beverage	49-33	W
D 10	CYO	63-37	W
D 13	Denver AC	29-36	L
D 20	at Creighton	48-38	W
D 21	at Colo. St. Col.	56-22	W
D 22	at Denver AC	33-41	L
D 28	Colorado St. Col.	46-35	W
D 29	vs. Colo. St. Col.	66-49	W
J 4	Branch AC	68-35	W
J 4	Dixie College	56-31	W
J 5	Branch AC	51-38	W
J 5	Dixie College	70-34	W
J 11	Utah	54-25	W
J 12	Utah	56-53	W
J 18	Montana State	62-28	W
J 19	Montana State	55-32	W
J 25	at Utah State	39-38	W
J 26	at Utah State	27-41	L
F 8	Utah State (OT)	47-48	L
F 9	Utah State	40-39	W
F 15	at Utah	46-50	L
F 16	at Utah	43-52	L
F 22	at Montana State	41-53	L
F 23	at Montana State	46-56	L

Coach: G. Ott Romney  
Record: 18-10

### 1935-36

DATE	OPPONENT	SCORE	W/L
D 7	Alumni	72-52	W
D 13	Taylor Bros.	75-45	W
D 16	at Denver	45-49	L
D 17	at Nebraska	34-53	L
D 18	at Hastings	54-30	W
D 19	at Creighton	43-36	W
D 20	at Colorado Col.	38-41	L
D 21	at Colorado Col.	61-45	W
D 24	at Drake	63-38	W
D 28	Nebraska	46-39	W
D 30	Fresno State	63-54	W
D 31	Fresno State	72-41	W
J 4	Pac. States Pipe	75-16	W
J 10	at Montana State	45-40	W
J 11	at Montana State	40-42	L
J 17	Utah	42-34	W
J 18	Utah	47-42	W
J 27	Montana State	63-31	W
J 28	Montana State	39-42	L
F 7	Utah State	35-36	L
F 8	Utah State	33-37	L
F 14	at Utah	35-36	L
F 15	at Utah	37-36	W
F 21	at Utah State	39-32	W
F 22	at Utah State	41-51	L

Coach: Edwin R. Kimball  
Record: 16-9

### 1936-37

DATE	OPPONENT	SCORE	W/L
D 5	Alumni	40-29	W
D 5	Alumni	58-31	W
D 11	Idaho State	30-24	W
D 12	Idaho State	34-35	L
D 18	vs. Western State	43-42	W
D 19	vs. Western State	39-42	L
D 21	Western State	66-35	W
D 30	at Loyola (Cal.)	32-35	L
J 2	at La Verne	66-21	W
J 4	at Fresno State	38-30	W
J 5	at Fresno State	45-44	W
J 6	at UC-Davis	38-28	W
J 7	at UC-Davis	33-32	W
J 8	at Nevada	42-38	W
J 9	at Nevada	36-24	W
J 15	Utah State	31-40	L
J 16	Utah State	49-35	W
J 22	Montana State	38-32	W
J 23	Montana State	42-37	W
J 29	at Utah	30-45	L
J 30	at Utah	40-41	L
F 5	at Montana State	33-71	L
F 6	at Montana State	45-55	L
F 12	at Utah State	55-45	W
F 13	at Utah State	38-47	L
F 19	Utah	35-43	L
F 20	Utah	36-31	W

Coach: Fred "Buck" Dixon  
Record: 17-10

### 1937-38

DATE	OPPONENT	SCORE	W/L
D 11	Alumni	68-78	L
D 17	at Idaho State	30-38	L
D 18	at Idaho State	32-40	L
D 20	Idaho	40-45	L
D 21	Idaho	47-40	W
D 22	Hastings	47-43	W
D 30	Nevada	49-45	W
J 7	Nevada	42-44	L
J 8	Alumni	59-57	W
J 14	at Denver	63-51	W
J 15	at Colorado	37-54	L
J 21	at Utah State	53-60	L
J 22	Utah	41-48	L
J 28	Colorado State	50-46	W
J 29	Colorado	49-55	L
F 11	at Wyoming	47-61	L
F 12	at Colorado State	39-45	L
F 19	Wyoming	38-49	L
F 25	Utah State	58-50	W
F 26	Denver	74-41	W
M 4	at Utah	43-54	L

Coach: Fred "Buck" Dixon  
Record: 8-13



**EDWIN R. KIMBALL**  
Years: 1935-36, 38-41 (4)  
Record: 59-38 (.608)



**FRED "BUCK" DIXON**  
Years: 1936-38 (2)  
Record: 25-23 (.521)

### 1938-39

DATE	OPPONENT	SCORE	W/L
D 10	Weber College	37-45	L
D 10	Alumni	43-42	W
D 13	Ecker Studio	55-47	W
D 19	at Montana	50-71	L
D 20	at Montana	54-47	W
D 21	at Montana State	50-46	W
D 22	at Montana State	38-43	L
D 23	at Idaho State	40-17	W
D 24	at Idaho State	34-25	W
D 27	Montana	50-46	W
D 28	vs. Montana	38-45	L
J 7	Utah State	46-54	L
J 13	at Colorado	33-44	L
J 14	at Wyoming	27-35	L
J 20	Utah	40-32	W
J 27	Montana State	69-35	W
F 7	Colorado	35-34	W
F 10	at Colorado State	43-44	L
F 11	at Denver	49-53	L
F 17	Denver	52-34	W
F 18	Wyoming	44-46	L
F 25	Colorado State	91-52	W
M 3	at Utah	47-52	L
M 4	at Utah State	38-53	L

Coach: Edwin R. Kimball  
Record: 12-12

### 1939-40

DATE	OPPONENT	SCORE	W/L
D 9	Weber College	47-43	W
D 9	Alumni	52-54	L
D 15	Idaho State	42-48	L
D 16	Provo Lions	53-41	W
D 16	Idaho State	59-31	W
D 19	at Ricks College	77-49	W
D 20	vs. Oregon State	30-57	L
D 21	vs. Oregon State	47-42	W
D 29	Provo Lions	61-53	W
D 30	at Weber College	70-35	W
J 2	Clark's Ins.	66-53	W
J 5	at Montana State	47-33	W
J 6	at Montana State	58-35	W
J 13	Colorado	47-75	L
J 19	at Colorado State	32-40	L
J 20	at Denver	54-44	W
J 26	Denver	63-48	W
J 27	Wyoming	34-29	W
F 3	Colorado State	62-42	W
F 9	at Utah	39-45	L
F 10	at Utah State	35-55	L
F 17	Utah State	49-43	W
F 23	Utah State	52-41	W
M 1	at Colorado	43-64	L
M 2	at Wyoming	50-45	W

Coach: Edwin R. Kimball  
Record: 17-8



# ALL-TIME SEASON RESULTS

2005-06 BYU BASKETBALL

## 1940-41

DATE	OPPONENT	SCORE	W/L
D 7	Weber College	50-16	W
D 7	Alumni	70-40	W
D 13	at Idaho State	39-27	W
D 14	at Idaho State	56-29	W
D 18	at St. Barb. St. Col.	47-39	W
D 19	at San Diego St.	45-49	L
D 20	at San Diego St.	40-42	L
D 27	vs. Montana	47-41	W
D 28	vs. Montana	44-48	L
J 3	Montana State	67-45	W
J 4	Montana State	67-45	W
J 10	Utah State	66-34	W
J 17	at Wyoming	45-46	L
J 18	at Colorado	31-34	L
J 24	Wyoming	49-45	W
F 8	Utah	27-32	L
F 14	Colorado	45-50	L
F 15	at Colorado State	40-36	W
F 21	at Denver (OT)	34-32	W
F 22	Denver	52-37	W
M 1	Colorado State	60-33	W
M 7	at Utah	39-50	L
M 8	at Utah State	47-48	L

Coach: Edwin R. Kimball  
Record: 14-9



**FLOYD MILLETT**  
Years: 1941-49 (8)  
Record: 104-77 (.575)

## 1941-42

The beginning of the Floyd Millett era as head coach. In 20 games the Cougars lost just three and posted a 17-3 record for the season. The team won 13 straight to open the season before stumbling to Wyoming. The other two losses both came at the hands of Colorado University.

DATE	OPPONENT	SCORE	W/L
D 6	Weber College	51-28	W
D 13	Idaho State	53-29	W
D 19	at Montana State	51-37	W
D 20	at Montana	46-34	W
D 22	at Montana State	64-48	W
D 23	at Idaho State	45-28	W
J 2	vs. Nevada	65-31	W
J 3	vs. Nevada	76-44	W
J 10	at Utah State	54-24	W
J 16	Wyoming	53-49	W
J 23	Denver	45-30	W
J 24	Colorado State	52-27	W
J 30	at Denver	46-34	W
J 31	at Wyoming	34-45	L
F 7	at Utah	50-42	W
F 14	Colorado	49-52	L
F 21	Utah State	57-52	W
F 27	at Colorado State	54-41	W
F 28	at Colorado	35-52	L

M 7 Utah 42-40 W  
Coach: Floyd Millett  
Record: 17-3

## 1942-43

Before losing its last three games BYU enjoyed a run of 12 wins in 13 games. This run helped earn the team a 15-7 record for the season. The Cougars beat Carbon College by 51 points for the high margin of the season.

DATE	OPPONENT	SCORE	W/L
N 28	Weber College	47-45	W
N 28	Alumni	52-35	W
D 9	at Canisius (OT)	50-49	W
D 12	at Long Island	40-43	L
D 15	at Temple	32-35	L
D 18	at Loyola (Ill.)	44-50	L
J 5	Carbon College	72-20	W
J 5	Snow College	78-38	W
J 12	Ecker Studio	39-30	W
J 15	at Utah State	38-43	L
J 16	at Utah State	58-41	W
J 22	at Snow College	74-43	W
J 29	Utah	41-30	W
J 30	Utah	41-29	W
F 5	at Weber College	53-51	W
F 12	at Utah	44-34	W
F 13	at Utah	47-45	W
F 19	Utah State	44-38	W
F 20	Utah State	63-59	W
F 25	at Wyoming	42-53	L
F 26	at Wyoming	43-47	L
F 27	at Wyoming	43-66	L

Coach: Floyd Millett  
Record: 15-7

## 1943-44

BYU played just five games under Coach Millett and went 3-2. Wins came against Alumni, Canisius and Omaha.

DATE	OPPONENT	SCORE	W/L
D 4	Alumni	57-54	W
D 11	at Canisius	45-36	W
D 14	at Long Island	41-56	L
D 18	at Albright	49-53	L
D 22	at Omaha	45-40	W

Coach: Floyd Millett  
Record: 3-2

## 1944-45

This was a season of streaks. The Cougars had two four-game winning streaks and suffered three three-game losing skids. BYU played well to close the season, winning four of its last six.

DATE	OPPONENT	SCORE	W/L
N 30	Alumni	28-60	L
D 2	Montana State	51-31	W
D 8	Kearns Depot	39-41	L
D 9	Ecker Studio	48-56	L
D 15	at Idaho State	35-45	L
D 16	at Idaho State	45-33	W
D 20	vs. Ecker Studio	41-61	L
D 29	at Pepperdine	51-56	L
D 30	at Pratt Aircraft	43-44	L
J 2	at Walker Bomb.	48-45	W
J 3	at Walker Bomb.	59-47	W
J 5	at U.S. Naval Hosp.	44-34	W
J 12	at Kearns Depot	47-42	W
J 19	at Wyoming	41-51	L
J 20	at Colorado	36-55	L
J 26	Utah	46-51	L
F 3	Utah State	50-41	W
F 13	Colorado	60-58	W
F 17	at Denver	61-50	W
F 23	Denver	70-31	W

F 24 Wyoming 34-39 L  
M 3 at Utah 52-56 L  
M 7 at Utah State 64-37 W  
Coach: Floyd Millett  
Record: 11-12

## 1945-46

The Cougars could only manage to put together one significant winning streak of four games and played close to .500-ball the rest of the season.

DATE	OPPONENT	SCORE	W/L
D 1	Alumni	61-62	L
D 6	vs. Wyoming	49-58	L
D 7	vs. Montana State	55-40	W
D 8	vs. Wyoming	37-52	L
D 10	vs. Idaho State	58-47	W
D 11	at Idaho State	54-47	W
	Clearfield Navy	60-16	W
D 21	at Kearns Depot	42-54	L
D 27	at Manhattan	53-43	W
J 1	at Canisius	62-52	W
J 3	at Northwester	41-61	L
J 4	at Loyola (Ill.)	43-44	L
J 5	at Valparaiso	58-72	L
J 12	at Utah State	47-29	W
J 18	Wyoming	36-41	L
J 25	Denver	48-23	W
J 26	Colorado State	42-41	W
F 1	at Denver	37-36	W
F 2	at Wyoming	57-41	W
F 9	at Utah	28-46	L
F 16	Colorado	53-65	L
F 23	Utah State	64-48	W
M 2	at Colorado State	40-47	L
M 4	at Colorado	42-60	L
M 9	Utah	53-71	L

Coach: Floyd Millett  
Record: 12-13

## 1946-47

BYU lost 13 of 17 games to finish the season after a decent 4-3 start. BYU went 1-3 against in-state rivals Utah and Utah State. The victory was against the Aggies.

DATE	OPPONENT	SCORE	W/L
N 30	Alumni	70-54	W
D 4	at Northern Ariz.	41-54	L
D 5	vs. Arizona State	55-58	L
D 6	vs. Arizona State	52-33	W
D 11	Washington State	49-50	L
D 12	Washington State	44-38	W
D 14	Idaho State	50-39	W
D 20	vs. San Francisco+	45-36	W
D 21	at Nevada+	32-50	L
J 1	at Long Island	59-62	L
J 4	at Temple	57-55	W
J 6	at Western Ken.	44-62	L
J 7	at Western Ken.	40-59	L
J 17	at Colorado	44-56	L
J 18	at Denver	51-64	L
J 24	Wyoming	44-51	L
J 31	Colorado State	69-47	W
F 8	Utah	54-62	L
F 14	at Colorado State	48-51	L
F 15	at Wyoming	47-70	L
F 21	Colorado	47-36	W
F 22	Utah State	62-40	W
F 28	Denver	56-59	L
M 4	at Utah State	49-52	L
M 8	at Utah	66-82	L

Coach: Floyd Millett  
Record: 9-16  
+ Reno Tournament

## 1947-48

After a slow start, the team used a 9-1 stretch during the middle of the season to make its final record respectable. The largest margin of victory was 46 points against Ecuador. Joe Nelson was the leader in points scored with 368 (20.3 avg). He also held the best individual effort for the season with 37 points against Denver.

DATE	OPPONENT	SCORE	W/L
N 29	Alumni	65-54	W
	at Camp Monmouth	60-30	W
D 4	at CCNY (OT)	56-61	L
D 5	at Syracuse	52-74	L
D 6	at Niagara	54-53	W
D 8	at West Virginia	51-68	L
D 9	at Duquesne	39-51	L
D 15	Arizona State	46-45	W
D 16	Arizona State	48-45	W
D 26	vs. Arkansas+	65-58	W
D 27	vs. Syracuse+	45-53	L
D 30	vs. Idaho+	41-42	L
J 2	at Nevada	44-45	L
J 3	at Nevada	57-64	L
J 10	Ecuador	67-21	W
J 16	Denver	75-69	W
J 17	at Utah	65-63	W
J 23	at Denver	53-58	L
J 24	at Colorado State	64-51	W
J 26	at Wyoming	45-39	W
J 31	Utah State	66-47	W
F 7	Wyoming	57-42	W
F 16	Colorado State	79-48	W
F 21	Utah	55-51	W
F 28	at Utah State	65-68	L
M 8	vs. Delta St.(OT)#	66-61	W
M 10	vs. Indiana State#	68-82	L

Coach: Floyd Millett  
Record: 16-11

+ Los Angeles Invitational Tournament  
# National Intercollegiate Tourn. (Kansas City)

## 1948-49

Joe Nelson scored 15.5 points per game and led the Cougars to a 23-13 record. The team managed just an 11-9 conference record and finished in fourth place behind Wyoming, Utah and Denver. BYU went 1-1 in postseason play during the N.A.I.B. Tournament.

DATE	OPPONENT	SCORE	W/L
N 20	Alumni	64-49	W
N 26	at Idaho State	58-43	W
N 27	at Idaho State	52-46	W
D 4	at CCNY	57-70	L
D 6	at Muihlenberg	60-56	W
D 8	at Valparaiso	62-57	W
D 10	at La Salle	54-76	L
D 17	San Jose State	60-47	W
D 18	San Jose State	73-67	W
D 29	vs. Montana+	74-76	L
D 30	vs. Marshall+	64-83	L
J 3	vs. Nevada+	59-56	W
J 4	vs. Nevada+	61-57	W
J 10	Denver	48-50	L
J 14	at Wyoming	48-59	L
J 15	at Wyoming	38-58	L
J 17	at Denver	51-48	W
J 21	Utah State	60-51	W
J 22	Utah State	64-56	W
J 24	Wyoming	54-42	W
J 29	at Utah	56-55	W
J 31	Utah	65-45	W
F 4	at Colorado State	66-54	W
F 5	at Colorado State	54-62	L
F 7	at Denver	54-68	L
F 11	at Utah State	54-58	L
F 12	at Utah State	67-54	W



F 18	at Utah	49-58	L
F 19	Utah	52-54	L
F 21	Wyoming	50-48	W
F 25	Colorado State	79-49	W
F 26	Colorado State	72-52	W
M 7	vs. N.W. Okla. St.#	79-50	W
M 8	vs. N.W. La. St.#	57-59	L

Coach: Floyd Millet  
Record: 21-13  
+ Los Angeles Invitational Tournament  
# NAIB Tournament (Kansas City)

## 1949-50

The Cougars won their first five games to begin the Stan Watts era. When league play began BYU was the favorite to bring home the championship. The team posted a 14-6 record in the Skyline Conference, earning a first-place finish. At the NCAA Western Division Playoffs the Cougars ran into a tough Baylor team and lost by one point in the closing seconds. BYU beat UCLA in the second round and headed home bringing the season to a close. Overall the team accumulated a 21-11 record. High scorers on the team were Joe Nelson (14.5 ppg), Roland Minson (12.0 ppg) and Mel Hutchins (11.3 ppg).

DATE	OPPONENT	SCORE	W/L
D 2	at Idaho State	67-44	W
D 3	at Idaho State	83-56	W
D 8	at Regis	53-37	W
D 9	vs. Wyoming	57-54	W
D 10	at Denver	56-54	W
D 13	vs. Culver-Stockton*	69-57	W
D 15	at Pepperdine*	39-45	L
D 16	vs. Gonzaga*	41-46	L
D 29	at Beloit*	61-63	L
D 31	at Toledo*	51-66	L
	at Bowling Green	50-75	L
J 2	at Loyola (Ill.)	54-45	W
J 13	at Wyoming	39-46	L
J 14	at Wyoming	27-53	L
J 16	at Denver	63-45	W
J 20	Denver	55-39	W
J 21	Utah State	71-41	W
J 23	at Utah State	48-47	W
J 28	at Utah	71-51	W
J 30	Utah	61-51	W
F 3	Colorado State	46-42	W
F 4	Colorado State	58-45	W
F 10	at Denver	46-54	L
F 11	at Colorado State	30-40	L
F 13	at Colorado State	46-55	L
F 17	Utah	42-56	L
F 18	at Utah	56-46	W
F 24	at Utah State	60-46	W
F 25	Utah State	63-35	W
M 3	Wyoming	55-44	W
M 4	Wyoming	70-52	W
M 6	Denver	75-50	W
M 24	vs. Baylor#	55-56	L
M 25	vs. UCLA#	83-62	W

Coach: Stan Watts  
Record: 22-12  
\* Los Angeles Invitational  
# NCAA (Kansas City)

## 1950-51

This was one of the most successful teams in BYU history. Winning the conference championship was not enough for this team. The Cougars were invited back to New York City to play in the National Invitation Tournament and brought the NIT Championship home to Provo. Coach Stan Watts, in just his second season at the helm, led his team to a 28-9 record and appeared in two postseason tournaments. The team traveled through South America playing basketball the summer before the

season began. They participated in 12 games and won all 12. When it came time to return the Cougars had no place to play. The Smith Fieldhouse was under construction and home games were played on the University of Utah's floor. The team was known as the "Homeless Cats" during the season. The Cougars finished the year with an overall record (including the South America tour) of 40-9. The 50-51 NIT Championship team consisted of Roland Minson, Russell Hillman, Leon Heaps, Mel Hutchins, Loren Dunn, Kent Durrant, Boyd Jarman, Jerry Romney, Dick Jones, Don Malmrose, Harold Christensen, Harold Montgomery, James Thorn, Wayne Cottle, Ralph Olson, Joe Richey and Bob Craig.

DATE	OPPONENT	SCORE	W/L
N 24	Regis	68-55	W
N 25	Regis	71-58	W
D 2	at Niagara	84-69	W
D 5	at CCONY	69-71	L
D 7	at E. Kentucky	63-58	W
D 9	at Marshall	70-57	W
D 19	Indiana State	75-72	W
D 20	Indiana State	79-58	W
D 27	vs. Utah*	49-58	L
D 29	vs. New Mexico*	64-56	W
D 30	vs. Colorado St.*	77-52	W
J 5	at Denver	53-47	W
J 6	at Denver	41-42	L
J 8	at Wyoming	61-57	W
J 12	at Utah State	72-59	W
J 13	at Utah State	68-72	L
J 19	Wyoming	64-58	W
J 20	Wyoming	65-38	W
J 25	Denver	91-58	W
J 27	Denver	60-44	W
F 2	Utah State	83-57	W
F 3	Utah State	51(59YMG)-42	W
F 8	Colorado State	70-42	W
F 9	Colorado State	65-40	W
F 16	at Utah	73-60	W
F 17	Utah	49-54	L
F 23	at Colorado State	50-45	W
F 24	at Colorado State	60-51	W
F 26	at Wyoming	49-50	L
M 2	at Utah	58-67	L
M 3	Utah	69-50	W
M 12	vs. St. Louis+	75-58	W
M 15	vs. Seton Hall+	69-59	W
M 17	vs. Dayton+	62-43	W
M 21	vs. San Jose St.#	68-61	W
M 23	vs. Kansas State#	54-64	L
M 24	vs. Washington#	67-80	L

Coach: Stan Watts  
Record: 28-9  
\* Conference Tournament  
+ NIT (New York)  
NIT Champions  
# NCAA (Kansas City)

## 1951-52

With the help of two five-game winning streaks the Cougars compiled a record of 14-10 (9-5 league) and earned a tie for second place in the conference behind Wyoming. Utah State finished even with the Cougars at 9-5 in the Skyline standings. Had the Cougars managed to beat the Aggies just once during the season they would have earned sole possession of second place. Joe Richey led BYU in scoring with his 14.6 points per game average. Guard Jerry Romney was second on the team with 10.6 points per game.

DATE	OPPONENT	SCORE	W/L
D 1	Arizona	68-62	W
D 3	at Hamline	62-72	L
D 6	at St. John's	52-66	L

D 8	at Niagara	53-48	W
D 10	at Syracuse	58-63	L
D 12	at Toledo	58-57	W
D 21	Santa Clara	64-59	W
D 22	Santa Clara	66-61	W
D 28	vs. Kentucky*	64-84	L
D 29	vs. Villanova*	58-72	L
J 11	Denver	55-51	W
J 12	Montana	80-56	W
J 19	Colorado State	68-47	W
J 24	at Denver	59-53	W
J 26	at New Mexico	72-49	W
F 1	at Utah State	40-57	L
F 2	Utah	48-51	L
F 8	at Montana	50-47	W
F 15	Utah State	69-67	W
F 16	Wyoming	43-48	L
F 23	New Mexico	90-61	W
F 29	at Colorado State	75-65	W
M 1	at Wyoming	49-55	L
M 8	at Utah	50-61	L

Coach: Stan Watts  
Record: 14-10  
\* Sugar Bowl Tournament

## 1952-53

An 11-3 league record was not enough to win the Skyline Conference Championship but did place the Cougars in second behind Wyoming at season's end. Overall BYU accumulated 22 wins and just eight losses. Many games were played far away from home, as the Cougars were the most traveled team in the nation covering 18,000 miles. All-American Joe Richey led the team in scoring with 17.6 points per game.

DATE	OPPONENT	SCORE	W/L
N 28	at Idaho State	69-44	W
N 29	at Idaho State	65-47	W
D 5	Cal State-LA	82-49	W
D 6	Cal State-LA	56-37	W
D 12	San Francisco	53-52	W
D 16	Washington State	64-44	W
D 19	at Oregon State	69-66	W
D 20	at Oregon State	65-67	L
D 22	St. Louis	86-69	W
D 27	at E. Kentucky	67-69	L
D 29	vs. Duke*	69-68	W
D 30	vs. Wake Forest*	84-58	W
D 31	at N.C. State*	59-75	L
J 3	at Utah State	72-66	W
J 8	at Denver	55-54	W
J 10	at New Mexico	73-57	W
J 16	at Montana	51-56	L
J 23	Wyoming	71-42	W
J 24	Colorado State	75-47	W
J 30	Montana	91-56	W
J 31	Utah State	77-60	W
F 7	at St. Mary's (Cal)	78-50	W
F 8	at Santa Clara	64-72	L
F 14	Utah	62-50	W
F 21	at Utah	73-50	W
F 27	at Wyoming	59-63	L
F 28	at Colorado State	57-63	L
M 5	Denver	69-40	W
M 6	New Mexico	61-43	W
M 9	vs. Niagara+	76-82	L

Coach: Stan Watts  
Record: 22-8  
\* Dixie Classic  
+ NIT (New York)

## 1953-54

BYU was the most traveled team in the country for the second year in a row. The team covered 18,000 miles during the season—more than any other team in the nation. The miles didn't affect the play of the Cougars to start the season as they rattled off eight

consecutive wins to open the year. The travel took its toll later and a sub-par 10-11 stretch to end the 53-54 campaign produced an 18-11 overall record. The Cougars played well in league play going 9-5 and finishing in third place. BYU's effort did not go unnoticed and a trip to the National Invitation Tournament was extended. The trip to New York was too much and the Cougars fell in the first game to St. Francis 81-68. Dean Larsen led BYU in scoring averaging 15.2 points per game.

DATE	OPPONENT	SCORE	W/L
D 4	Idaho State	70-59	W
D 5	Idaho State	63-50	W
D 11	TCU	59-48	W
D 12	TCU	71-61	W
D 18	Murray State	77-65	W
D 19	Murray State	89-66	W
D 22	San Francisco	68-61	W
D 26	at Manhattan*	75-58	W
D 28	vs. Duquesne*	47-69	L
D 30	vs. La Salle*	62-74	L
J 2	at Bradley	50-77	L
J 5	at St. Louis	74-86	L
J 8	Denver	81-58	W
J 9	New Mexico	76-63	W
J 14	at Utah State	68-73	L
J 16	at Montana	71-62	W
J 22	Montana	62-54	W
J 23	Utah State	75-63	W
J 29	at Washington	89-79	W
J 30	at Washington	51-55	L
F 12	at Wyoming	47-63	L
F 13	at Colorado State	76-77	L
F 19	at Utah	85-76	W
F 20	Utah	64-70	L
F 26	Wyoming	51-42	W
F 27	Colorado State	69-71	L
M 4	at New Mexico	84-79	W
M 6	at Denver	69-57	W
M 8	vs. St. Francis PA+	68-81	L

Coach: Stan Watts  
Record: 18-11  
\* Holiday Festival  
+ NIT (New York)

## 1954-55

A 10-4 league record placed the Cougars in second behind Utah in the final Skyline Conference standings. Losing seven of its first 10 games the team found itself in a hole early and fought back to win six of its last eight to earn a 13-13 overall record. "Bones" Pedersen turned in a double-double effort on the season scoring 16.1 points and pulling down 11.3 rebounds per game. Terry Tebbins and John Benson followed Pedersen in scoring with 14.6 and 10.2 points per game respectively. The Cougars have yet to finish below third place in the Skyline Conference.

DATE	OPPONENT	SCORE	W/L
D 4	at Colorado	66-88	L
D 6	at Colorado	46-65	L
D 10	Washington	44-64	L
D 11	Washington (OT)	69-64	W
D 17	Baylor	78-66	W
D 18	Baylor	66-67	L
D 22	Michigan	70-60	W
D 30	at W. Kentucky	78-89	L
J 1	at Murray St. (OT)	85-86	L
J 4	at Manhattan	75-78	L
J 6	at New Mexico	92-62	W
J 8	at Denver	90-68	W
J 14	Montana	92-68	W
J 15	Utah State	58-62	L
J 21	at Colorado State	74-68	W
J 22	at Wyoming	60-68	L
J 28	at Oregon	71-82	L



# ALL-TIME SEASON RESULTS

2005-06 BYU BASKETBALL

J 29	at Oregon	76-81	L
F 11	Utah (OT)	76-74	W
F 12	at Utah	71-78	L
F 17	at Utah State	71-76	L
F 19	at Montana	63-62	W
F 25	Colorado State	94-65	W
F 26	Wyoming	75-62	W
M 4	Denver	78-62	W
M 5	New Mexico	74-48	W

Coach: Stan Watts  
Record: 13-13

## 1955-56

Two back-to-back-wins over UCLA got the season off on the right foot as the Cougars won 11 of their first 14 games. The team went just 7-5 over the remainder of the schedule and finished at 18-8 (10-4 conference). The season's performance earned BYU second place in the Skyline standings behind the University of Utah. Add to the list of accomplishments the team's 2-0 record at the Motor City Tournament in Detroit, Michigan. Guard Terry Tebbs was top scorer for the season averaging 19.5 points per game. Center Herschel "Bones" Pedersen added 14.5 points and grabbed 12 rebounds per game. The Cougars out-rebounded their opponents by 177 boards and out-scored foes by over 10 points per game.

DATE	OPPONENT	SCORE	W/L
D 2	UCLA	75-58	W
D 3	UCLA	67-65	W
D 9	Oregon	72-61	W
D 10	Oregon	83-52	W
D 16	Colorado	70-53	W
D 17	Colorado	84-53	W
D 21	at N. Carolina St.	81-95	L
D 22	at Wake Forest	80-86	L
D 27	vs. Toledo*	89-70	W
D 28	at Detroit*	99-77	W
D 30	at Michigan	79-80	L
J 6	at Montana	73-64	W
J 13	Colorado State	61-49	W
J 14	Wyoming	74-48	W
J 21	Oklahoma City	60-62	L
J 28	at Utah State	56-63	L
F 3	New Mexico	87-53	W
F 4	Denver	81-65	W
F 9	Utah State	92-62	W
F 11	at Utah	63-82	L
F 17	at Colorado State	59-70	L
F 18	at Wyoming	78-67	W
F 24	Utah	77-82	L
F 25	Montana	95-73	W
M 1	at New Mexico	75-69	W

M 3	at Denver	96-86	W
-----	-----------	-------	---

Coach: Stan Watts  
Record: 18-8  
\* Motor City Tourney

## 1956-57

The Cougars lost four of five to begin the season, but a one-point victory over UCLA sparked the team to a great finish. BYU won 15 of its next 17 games and turned in a 19-9 record for the year. An 11-3 league record landed the Cougars in first place in the Skyline Conference and sent them to NCAA postseason play. A first-round loss to California in the western regional was avenged by a 65-54 win over Idaho State. Seniors Tom Steinke and John Benson led the team in scoring. Steinke averaged 19.7 points per game and Benson recorded 18.4 points and 11.3 rebounds per game.

DATE	OPPONENT	SCORE	W/L
N 20	Oregon State	55-62	L
D 1	Washington	70-66	W
D 6	at Iowa State	48-57	L
D 8	at Michigan State	61-79	L
D 14	at UCLA	69-74	L
D 15	at UCLA	59-58	W
D 21	Bowling Green	73-56	W
D 22	Bowling Green	78-69	W
D 26	at St. John's*	89-75	W
D 28	vs. Notre Dame*	66-91	L
D 29	vs. Ohio State	84-78	W
J 4	Montana	85-68	W
J 11	at Colorado State	66-61	W
J 12	at Wyoming	82-71	W
J 18	at Utah State	75-76	L
J 25	Utah State	93-76	W
J 26	St. Mary's (CA)	69-65	W
F 2	at Denver	74-65	W
F 4	at New Mexico	73-60	W
F 10	Utah	81-77	W
F 15	Colorado State	81-66	W
F 16	Wyoming	69-47	W
F 21	at Utah	66-88	L
F 23	at Montana	63-71	L
M 1	New Mexico	67-41	W
M 2	Denver	65-51	W
M 15	vs. California#	59-86	L
M 16	vs. Idaho State#	65-54	W

Coach: Stan Watts  
Record: 19-9  
\* Holiday Festival Tourn.  
# NCAA (Corvallis)

## 1957-58

The team finished 9-5 in league play and earned second place in the Skyline Conference. The University of Wyoming was the top team in the league going 10-4 against conference opponents, but finished the season with a sub-.500 record overall at 13-14. BYU tied with Utah and Colorado State for second place. Forward John Nicholls was the only player to average double figures in scoring at 17.8 points per game. He pulled down 11.8 rebounds per game, which also led the team.

DATE	OPPONENT	SCORE	W/L
D 6	at Washington	45-43	W
D 7	at Washington	52-63	L
D 12	Iowa State	45-54	L
D 14	Portland	63-54	W
D 21	Oregon	55-63	L
D 23	Oregon	76-79	L
D 28	at Tennessee	68-83	L
	at Alabama	74-77	L
J 2	at Vanderbilt	56-89	L
J 3	at Loyola (L.A.)	90-84	W
J 10	Montana	69-71	L
J 11	at Montana State	64-80	L
J 17	Colorado State	90-80	W
J 18	Wyoming	62-50	W
J 24	at Utah	81-67	W
J 31	at Utah State	67-55	W
F 1	Montana State	67-53	W
F 7	New Mexico	66-53	W
F 8	Denver	72-60	W
F 15	Utah State	69-66	W
F 21	at Wyoming	46-74	L
F 22	at Colorado State	49-74	L
F 27	Utah	56-74	L
M 1	Montana	81-73	W
M 6	at Denver	57-65	L
M 8	at New Mexico	77-54	W

Coach: Stan Watts  
Record: 13-13

## 1958-59

A 6-2 start to the season looked promising, but a three-game losing skid gave the Cougars a 6-5 record through the first 11 games. The team fought back and finished with a 15-11 record for the season. BYU ended the season in fourth place in the Skyline Conference behind Utah, Utah state and Denver. The Cougars had five players that averaged double figures in scoring, led by top scorer Bob Skousen with 17.7 points per game.

DATE	OPPONENT	SCORE	W/L
D 3	at Portland	77-72	W
D 5	at Oregon (OT)	75-79	L
D 6	at Oregon	67-71	L
D 12	Washington State	72-59	W
D 15	Kansas State	77-68	W
D 19	Santa Clara	80-59	W
D 20	Santa Clara	75-65	W
D 22	St. Mary's (Cal.)	72-67	W
D 27	vs. Dartmouth*	75-88	L
D 29	vs. Seton Hall* (OT)	80-82	L
J 1	at Ohio State	81-100	L
J 3	at Dayton	70-62	W
J 10	Montana	82-59	W
J 16	at Colorado State	62-72	L
J 17	at Wyoming	73-71	W
J 23	Utah	56-70	L
J 30	Utah State	77-54	W
F 5	at New Mexico	85-77	W
F 7	at Denver	90-101	L
F 14	at Utah State	67-74	L
F 20	Wyoming	78-43	W
F 21	Colorado State	88-63	W
F 26	Utah (OT)	74-76	L
F 28	at Montana	68-93	L

M 6	Denver	72-67	W
M 7	New Mexico	92-62	W

Coach: Stan Watts  
Record: 15-11  
\* Queen City Invitational

## 1959-60

The Cougars could not manage to put two consecutive wins together all season and finished the year 8-17 (5-9 conference). With losing streaks of five games and four games the team never got on track and found itself in fifth place in the conference at season's end. Dave Eastis set a school record with his 20.1 points per game average. His mark, along with 10.2 rebounds per game, led the team. He also set a single game scoring mark with 44 points against New Mexico on February 5, 1960.

DATE	OPPONENT	SCORE	W/L
D 4	Washington	54-52	W
D 5	Washington	52-60	L
D 11	at UCLA	42-62	L
D 12	at So. California	61-79	L
D 18	at Kansas State	55-86	L
D 19	at Kansas	64-96	L
D 21	Michigan State	79-75	W
D 22	Ohio State	79-91	L
D 28	at Miami (Fla.)	93-110	L
D 29	vs. Florida	74-65	W
J 2	at Loyola (La.) (OT)	76-84	L
J 9	at Montana	63-58	W
J 15	Colorado State	51-53	L
J 16	Wyoming	73-52	W
J 22	at Utah	69-76	L
J 29	at Utah State	53-84	L
F 5	New Mexico	95-67	W
F 6	Denver	66-86	L
F 13	Utah State	64-75	L
F 19	at Wyoming	75-70	W
F 20	at Colorado State	53-65	L
F 25	Utah	75-87	L
F 27	Montana	67-87	L
M 3	at Denver	68-88	L
M 5	at New Mexico	75-69	W

Coach: Stan Watts  
Record: 8-17

## 1960-61

A 9-5 conference record (15-11 overall) earned BYU a third-place finish in the league behind Utah and Colorado State. After going just 5-6 in its first 11 games the team put it together and went 10-5 to close out the season. The Cougars averaged 73.9 points per game and set a new school record with 112 points in the contest with Miami (Fla.). Gary Earnest led the team in scoring with 16.5 points per game. Center Dave Eastis was second with 14.9 points per game and Bruce Burton chipped in 10.9 per game.

DATE	OPPONENT	SCORE	W/L
D 2	at Washington	65-63	W
D 3	at Washington	54-74	L
D 9	Oklahoma	56-60	L
D 10	Miami (Fla.)	112-80	W
D 12	TCU	74-65	W
D 15	Memphis State	72-75	L
D 17	New Mexico State	65-69	L
D 20	Kansas	80-70	W
D 22	Kent State	66-51	W
D 27	at Louisville	67-95	L
D 29	vs. Citadel*	83-94	L
D 30	vs. Louisiana St.*	67-57	W
J 7	Montana	74-66	W
J 13	at Colorado State	49-73	L
J 14	at Wyoming	71-79	L
J 20	Utah	91-86	W
J 27	Utah State	75-57	W



## STAN WATTS

Years: 1949-72 (23)  
Record: 371-254 (.594)

Watts coached the Cougars for 23 years before stepping down to take on the role of Athletic Chairman in 1972. His teams won two NIT titles ('51 and '66) and eight conference championships. His overall record was 371-254. Watts was the president of the National Association of Basketball Coaches (1969-70), and a member of the NCAA

rules committee. He coached football, baseball, track, and basketball while at BYU. Watts was inducted into the Basketball Hall of Fame in Springfield, Mass., on March 6, 1986, making him the first Cougar to receive the prestigious honor.



# ALL-TIME SEASON RESULTS

2005-06 BYU BASKETBALL



F 2	at New Mexico	97-76	W
F 4	at Denver	89-60	W
F 13	at Utah State	73-94	L
F 17	Wyoming	89-80	W
F 18	Colorado State	58-65	L
F 23	at Utah	80-95	L
F 25	at Montana	72-64	W
M 3	Denver	74-67	W
M 4	New Mexico	70-65	W

Coach: Stan Watts

Record: 15-11

\* Poinsettia Tournament

## 1961-62

The Cougars began the season with two impressive home wins against UCLA, 68-66 and 86-83. The team then lost three of its next four games on the road and never got going after that. BYU finished the season with a 10-16 record going 5-9 in conference play. High attendance marks were set in the fieldhouse against in-state rivals Utah State (10,656 fans) and Utah (10,434). The Cougars fell in both games and lost in Logan and Salt Lake City going 0-4 against Utah opponents. Big men Bob Skousen and Bruce Burton led the team in scoring with 15.9 and 14.0 respectively.

DATE	OPPONENT	SCORE	W/L
D 1	UCLA	68-66	W
D 2	UCLA	86-83	W
D 8	at Santa Clara	53-64	L
D 9	at Santa Clara	55-72	L
D 15	at Oklahoma State	44-61	L
D 16	at Oklahoma	81-74	W
D 18	Air Force	66-68	L
D 20	San Jose State*	54-60	W
D 22	Pacific	69-67	W
D 27	at New Mexico St.	64-70	L
D 29	at Arizona	58-60	L
D 30	at Arizona State	54-94	L
J 6	at Montana	63-59	W
J 12	Wyoming	73-63	W
J 13	Colorado State	69-75	L
J 23	at Utah	89-94	L
J 26	at Utah State	69-88	L
F 2	Denver	98-73	W
F 3	New Mexico	76-74	W
F 10	Utah State	70-80	L
F 15	at Colorado State	65-73	L
F 17	at Wyoming	71-87	L
F 22	Montana	80-66	W
F 24	Utah	101-106	L
M 1	at New Mexico	70-80	L
M 3	at Denver	88-91	L

Coach: Stan Watts

Record: 10-16

\* SJSU forfeited game

## 1962-63

The best way to describe the 62-63 team is streaky. After winning its first game of the season 80-75 over Oregon, BYU went on a five game losing streak followed by four straight wins. The Cougars hit another five-game skid before winning six of the next seven contests. The last four games of the season handed the team three more losses and a final record of 12-14. Senior Bruce Burton led the team in both scoring and rebounding. He scored 17.1 points and grabbed 10.4 rebounds per game. The team was outscored and out-rebounded by its opponents. All five of BYU's top scorers graduated at the end of the season.

DATE	OPPONENT	SCORE	W/L
N 30	at Oregon	80-75	W
D 1	Oregon	62-80	L
D 7	Oklahoma City	71-79	L
D 8	Oklahoma City	61-70	L

D 14	Wichita State	61-67	L
D 15	Wichita State (OT)	89-91	L
D 21	Baylor	79-65	W
D 22	Baylor	75-57	W
D 26	at La Salle*	84-73	W
D 28	vs. Providence*	81-78	W
D 29	at St. Joseph's*	64-76	L
D 31	at Ohio State	91-97	L
J 2	at Memphis State	76-99	L
J 5	at Utah State	58-69	L
J 11	at Arizona State	84-89	L
J 12	at Arizona	80-75	W
J 19	Utah	71-53	W
J 26	Utah State	67-70	L
F 2	Montana	83-80	W
F 8	New Mexico	76-73	W
F 9	Wyoming	89-77	W
F 15	Arizona	77-72	W
F 16	Arizona State	87-104	L
F 23	at Utah	100-106	L
F 28	at Wyoming	80-76	W
M 2	at New Mexico	59-84	L

Coach: Stan Watts

Record: 12-14

\* Quaker City Tournament

## 1963-64

This season was one of ups and downs for the Cougars. The team began the season in Los Angeles with two games against UCLA and USC. The first ended in a disaster with the Bruins winning by 42 points on their home floor. BYU turned things around the next game and beat the Trojans 74-67. The rest of the season followed the same trend. After losing three of its first four games the team then won four straight to run its record to 5-3. The Cougars then lost eight of their next 11 games before winning four of five to close the season and finish above .500. BYU finished with an overall record of 13-12 and earned third place in the conference going 5-5. Five players averaged double figures in scoring led by center John Fairchild with 20.3 points per game. Following Fairchild were Bob Quinney (13.6), Mike Gardner (12.4), Dick Nemeika (10.8) and Steve Kramer (10.2). The BYU freshman team went undefeated on the season winning all 14 of its games. They averaged 109 points per game as a team.

DATE	OPPONENT	SCORE	W/L
D 6	at UCLA	71-113	L
D 7	at So. California	74-67	W
D 12	Oklahoma State	64-71	L
D 14	Air Force	61-65	L
D 20	Rice	89-78	W
D 23	Michigan State	95-90	W
D 27	vs. Seattle*	77-74	W
D 28	vs. Oregon*	80-70	W
D 30	vs. Oregon State	58-68	L
J 2	at Montana	89-65	W
J 4	at Montana State	96-83	W
J 10	New Mexico	57-59	L
J 11	Wyoming	96-91	W
J 18	at Denver	65-71	L
J 25	at Utah State	90-105	L
J 31	Utah State	73-90	L
F 1	Denver	57-56	W
F 8	at Utah	89-91	L
F 14	at Arizona State	85-110	L
F 15	at Arizona	67-80	L
F 22	Utah	75-72	W
F 29	Arizona State	106-90	W
M 1	Arizona	84-71	L
M 5	at New Mexico	80-84	L
M 7	at Wyoming	96-90	W

Coach: Stan Watts

Record: 13-12

\* Far West Classic

## 1964-65

BYU went 21-7 and was the undisputed WAC Champion, the first conference crown since 1957. At one point the Cougars had won 17 consecutive home games. The streak came to an end in the NCAA Regionals against UCLA in Provo. BYU had one of the most high-powered offenses in the country and finished second to Miami (Fla.) in scoring with an average of 94.3 points per game. Prior to the regional playoffs the Cougars had only lost to four teams--Wichita, DePaul, Arizona and New Mexico. Three of those teams reached post-season play. Center John Fairchild was voted WAC Player of the Year. He led the team in scoring (21.5 ppg) and rebounding (12.4 rpg). Steve Kramer set a new school record with a .533 shooting percentage. Bob Quinney set a new free throw mark at 90 percent.

DATE	OPPONENT	SCORE	W/L
D 4	Oregon	99-70	W
D 5	Oregon	98-79	W
D 11	at Wichita State	76-93	L
D 12	at Wichita State	65-81	L
D 18	Santa Clara	102-82	W
D 19	Santa Clara	109-80	W
D 22	Ohio State	112-71	W
D 28	vs. Creighton*	109-74	W
D 29	vs. DePaul*	75-84	L
D 30	vs. Xavier*	115-103	W
J 6	Seattle	92-72	W
J 9	at Utah State	99-90	W
J 15	at Arizona	73-75	L
J 16	at Arizona State	111-102	W
J 23	Utah	98-67	W
J 29	at Air Force	110-77	W
J 30	at Denver	96-85	W
F 4	Marquette	91-64	W
F 6	Utah State	89-80	W
F 11	at Wyoming	96-94	W
F 13	at New Mexico	70-89	L
F 20	at Utah	108-99	W
F 26	Arizona	92-88	W
F 27	Arizona State	104-91	W
M 5	Wyoming	102-87	W
M 6	New Mexico	70-67	W
M 13	UCLA#	76-100	L
M 14	Oklahoma City#	102-112	L

Coach: Stan Watts

Record: 21-7

WAC Champion

\* All College Tournament

# NCAA (Provo)

## 1965-66

Three consecutive wins (vs. Temple, Army and NYU) in New York City at the National Invitation Tournament earned the Cougars and coach Stan Watts the NIT Championship. The title was the second in school history. BYU won 20 games (20-5) despite having just 22 games on the regular season schedule. A 6-5 conference record was good enough for second place in the WAC behind Utah. All-American Dick Nemeika set a new school record with his 24.0 points per game average; his mark was tops on the squad. As a team, the Cougars out-scored (95.5-82.9 avg.), out-rebounded (53.8 to 49.3) and out-shot (50% to 40%) their opponents for the second year in a row. The average attendance was 10,157 fans per game.

DATE	OPPONENT	SCORE	W/L
D 3	Illinois	109-98	W
D 4	Houston	111-82	W
D 10	at Americas (exh.)	123-66	W
D 17	at Santa Clara	103-85	W
D 18	at Santa Clara	87-79	W
D 21	St. Joseph's	103-83	W

D 27	at La Salle	69-71	L
D 29	vs. St. Bonaventure	99-87	W
D 30	vs. Cornell	105-92	W
J 7	Arizona State	95-81	W
J 8	Arizona	87-74	W
J 13	at New Mexico	78-81	L
J 15	at Wyoming	101-107	L
J 22	Utah State	115-81	W
F 5	at Utah	94-93	W
F 11	at Utah State	96-88	W
F 12	Denver	102-76	W
F 18	at Arizona State	94-101	L
F 19	at Arizona	62-76	L
F 25	New Mexico	89-60	W
F 26	Wyoming	98-90	W
M 5	Utah	115-100	W
M 14	vs. Temple+	90-78	W
M 17	vs. Army+	66-60	W
M 19	vs. NYU+	97-84	W

Coach: Stan Watts

Record: 20-5

+ NIT (New York)

NIT Champions

## 1966-67

A preseason poll of conference coaches did not show much respect for the 66-67 Cougar team. But the team earned a share of the conference championship. Eight of BYU's opponents qualified for post-season play in either the NCAA or NIT. Five seniors played their final season at BYU. All were a part of the 1966 NIT Championship team. Center Craig Raymond led the team in scoring and rebounding with 14.2 points and 7.6 rebounds per game.

DATE	OPPONENT	SCORE	W/L
D 2	New Mexico State	97-66	W
D 9	Denver	87-64	W
D 10	St. Mary's (Cal.)	108-57	W
D 16	at Seattle (OT)	83-85	L
D 17	at Oregon State	76-92	L
D 20	Loyola (Ill.)	113-98	W
D 26	vs. St. Joseph's*	61-67	L
D 27	vs. St. Bonaventure*	96-84	W
D 30	at St. John's*	73-76	L
J 2	at Marquette	70-81	L
J 6	Utah State	92-66	W
J 13	at Arizona	77-64	W
J 14	at Arizona St. (OT)	78-74	W
J 20	Wyoming	97-75	W
J 21	New Mexico	89-73	W
J 28	vs. UTEP	76-85	L
F 4	at Utah State	88-113	L
F 11	at Utah	64-62	W
F 17	Utah	61-60	W
F 23	at New Mexico	75-97	L
F 25	at Wyoming	56-67	L
M 3	Arizona State	110-93	W
M 4	Arizona	70-58	W
M 11	vs. Wyoming	63-70	L

Coach: Stan Watts

Record: 14-10

WAC Champion-tie

\* Holiday Festival

## 1967-68

The Cougars played 27 games before the 67-68 season even began. A tour of the Orient-Pacific gave the team foreign exposure and a chance to play a lot of basketball. Three weeks after returning home the team was back on the court preparing for the upcoming season. A tired Cougar team finished the year with a 13-12 record. BYU lost its last two games and slipped into a three-way tie for fourth place in the conference. The road was not kind as 10 of the 12 losses came away from home. The Cougars did run into some tough competition playing the likes of Houston (27-0),



# ALL-TIME SEASON RESULTS

2005-06 BYU BASKETBALL

Oklahoma City (19-6) and New Mexico (23-3). Center Jim Eakins ended his senior season as the WAC's leading rebounder pulling down just over 12 per game. He also scored 14.8 points per game, which was second to Kari Liimo's 17.0 points per contest. The Cougars drew over 100,000 fans for the fifth consecutive season.

DATE	OPPONENT	SCORE	W/L
D 2	at Denver	88-78	W
D 4	Texas Tech	72-58	W
D 9	Texas	63-50	W
D 14	at Illinois	55-63	L
D 16	at Houston	69-102	L
D 22	Santa Clara	75-80	L
D 23	Santa Clara	91-46	W
D 28	vs. Xavier*	87-75	W
D 29	vs. Virginia Tech*	97-64	W
D 30	at Oklahoma City*	88-91	L
J 1	at St. Joseph's	74-88	L
J 6	Utah State	104-98	W
J 12	Arizona	72-62	W
J 13	Arizona State	94-78	W
J 18	at Wyoming	70-81	L
J 20	at New Mexico	69-84	L
J 26	vs. UTEP	81-59	W
J 27	at Loyola (Ill.)	65-67	L
F 1	at Utah State	118-103	W
F 10	at Utah	89-91	L
F 16	New Mexico	67-76	L
F 17	Wyoming	101-77	W
F 24	Utah	93-90	W
M 1	at Arizona State	97-99	L
M 2	at Arizona	85-96	L

Coach: Stan Watts

Record: 13-12

\* All College Tournament

## 1968-69

A strong home record of 11-1 helped the Cougars earn a share of their third WAC title in the league's seven-year existence. A poor road mark of 5-11 evened out the number of home wins and the team turned in a 16-12 resume for the 68-69 season. BYU earned the right to represent the WAC in the NCAA Far West Regionals by winning a playoff game against Wyoming 95-82. A first-round loss to New Mexico State (74-62) in Logan brought the season to a close. Six players averaged double figures in scoring, which provided a balanced attack. Doug Howard, Paul Ruffner and Kari Liimo each scored over 15 points per game. Guard Lynn Parsons added 11.4 per game, while Marty Lythgoe and Scott Warner each chipped in 10 per contest.

DATE	OPPONENT	SCORE	W/L
N 30	So. California	95-86	W
D 5	at New Mexico St.	65-83	L
D 7	Seattle	102-90	W
D 13	at San Francisco*	75-79	L
D 14	vs. Houston*	75-98	L
D 20	Oregon State	89-67	W
D 21	Denver	97-67	W
D 23	Syracuse	73-77	L
D 26	vs. California ^	82-74	W
D 28	vs. Oregon ^ (OT)	74-82	L
D 30	vs. Oregon State ^	69-64	W
J 3	at Stanford	95-89	W
J 4	at Stanford	78-94	L
J 11	at Utah State	84-91	L
J 16	Wyoming	89-78	W
J 18	New Mexico	75-65	W
J 23	at Arizona	70-76	L
J 25	at Arizona State	94-109	L
J 30	Utah State	113-82	W
F 1	St. Francis	98-85	W
F 8	Utah	73-67	W

F 13	Arizona St.	102-89	W
F 15	Arizona	70-66	W
F 22	at Utah	85-98	L
F 27	at New Mexico (OT)	77-71	W
M 1	at Wyoming	69-79	L
M 5	vs. Wyoming	95-82	W
M 8	at New Mexico St.#	62-74	L

Coach: Stan Watts

Record: 16-12

\* Cable Car Classic

^ Far West Classic

# NCAA (Las Cruces)

## 1969-70

Social tension and demonstration resulted from the University of Wyoming's "Black 14" protest during the 1969 football season. Schools in the conference claimed that BYU and the church discriminated against blacks, and many teams refused to play the Cougars. The protest efforts continued during the basketball months, and BYU's team found themselves right in the middle of it. The worst incident came against Colorado State in Ft. Collins, Colorado. Angry students stormed the floor and threw objects at the court—including a flaming molotov cocktail. The bottle reached the floor but did not break. The cocktail was extinguished before it could do any damage. This activity followed the Cougars throughout the season but the team continued to play. With preoccupied minds the team managed to go just 8-18 and finished second to last in the conference with a WAC record of 4-10. Coach Stan Watts' teams were known in the past for being tough to beat at home—losing just five games in five seasons in Provo. This year's team went just 6-6 in the Smith Fieldhouse. Senior guard Doug Howard was the top scorer dropping in 18.2 points per game. Senior Paul Ruffner finished his last season by averaging a double-double for BYU with 17.7 points and 10 rebounds per game.

DATE	OPPONENT	SCORE	W/L
D 5	California	98-79	W
D 6	California	75-77	L
D 11	New Mexico St. (OT)	78-80	L
D 13	San Jose State	92-77	W
D 18	at Texas Tech	88-81	W
D 20	at Texas (2OT)	73-76	L
D 20	at Denver	55-73	L
D 27	vs. Cornell*	62-68	L
D 29	vs. Georgia* (2OT)	89-82	W
D 30	vs. Wake Forest*	93-108	L
J 3	at Utah	76-82	L
J 8	at Arizona	77-90	L
J 9	at Arizona State	88-98	L
J 15	at Utah State	94-97	L
J 24	Utah	81-91	L
J 29	New Mexico	77-90	L
J 31	UTEP	87-72	W
F 5	at Colorado State	71-94	L
F 7	at Wyoming	73-98	L
F 12	Arizona State	97-91	W
F 13	Arizona	93-78	W
F 19	Wyoming	71-73	L
F 21	Colorado State	96-84	W
F 26	at UTEP	70-81	L
F 28	at New Mexico	68-82	L
M 4	Utah State	73-86	L

Coach: Stan Watts

Record: 8-18

\* Quaker City Tournament

## 1970-71

The Cougars compiled a 12-0 home record and went 10-4 in conference play to win the WAC Championship and qualify for NCAA postseason play. A first-round game against Utah State result-

ed in a victory but the luck stopped there. BYU ran into eventual NCAA champion UCLA and lost 91-73. A loss to Pacific by three in the next game ended the Cougars' run. The team went 18-11 overall. Many of those wins came without the direction of head coach Stan Watts who underwent surgery during the latter part of the season. Assistants Glenn Potter and Pete Witbeck led the team that won eight of its last 11 games. A big win for the Cougars came against nationally ranked Villanova, 102-93, in the Rainbow Classic in Honolulu. Sixth-man, 6-8 sophomore Jay Bunker, scored 27 points and grabbed 17 rebounds in the upset. Five players averaged double figures in scoring, led by Bernie Fryer (19.2). Steve Kelly (17.9), Kresimir Cosic (15.0), Jim Miller (11.9) and Phil Tollestrup (11.5) were the other four. BYU was 4-1 against in-state rivals.

DATE	OPPONENT	SCORE	W/L
D 4	Stanford	70-62	W
D 5	Stanford	85-64	W
D 7	New Mexico State	86-75	W
D 11	at So. California	65-101	L
D 12	at Oregon State	80-99	L
D 14	at Seattle	80-99	L
D 16	Denver	100-72	W
D 19	Utah State	111-83	W
D 22	at Santa Clara*	68-67	W
D 29	vs. Villanova*	102-93	W
D 30	at Hawaii*	90-94	L
J 8	at New Mexico	72-62	W
J 9	at UTEP	64-66	L
J 15	Colorado State	75-73	W
J 17	Wyoming	82-68	W
J 23	at Utah State	70-72	L
J 28	at Arizona State	86-87	L
J 30	at Arizona	76-81	L
F 6	Utah	103-89	W
F 11	UTEP	75-48	W
F 13	New Mexico	70-68	W
F 19	at Wyoming	72-78	L
F 20	at Colo. St. (2OT)	98-92	W
F 26	Arizona	95-83	W
F 27	Arizona State	83-74	W
M 6	at Utah	98-87	W
M 13	at Utah State	91-82	W
M 18	vs. UCLA#	73-91	L
M 20	vs. Pacific#	81-84	L

Coach: Stan Watts

Record: 18-11

WAC Champion

\* Rainbow Classic

# NCAA (Salt Lake City)

## 1971-72

The final season of the Stan Watts era saw the Cougars move from the Smith Fieldhouse to the new Marriott Center. Watts' team posted a 21-5 record, going an impressive 12-2 in the WAC. The conference mark was the best by any team in the league's history. The Cougars spent most of the season climbing up the national rankings and found themselves ranked ninth at season's end. BYU shattered the old single-game attendance record of 16,128 set by Illinois in 1971. The new record was set in the final game, which drew 22,985 fans; the season average was 21,818. The Cougars were led by 6-11 center Kresimir Cosic who was first on the team in scoring with 22.3 points per game and rebounding with 12.8 rebounds per game. Senior guard Bernie Fryer was the floor general and chipped in 18.2 points per game. Both were named to the All-WAC team. The Cougars' season ended when they were knocked out of the NCAA Tournament by Long Beach 95-90 in Pocatello.

DATE	OPPONENT	SCORE	W/L
D 3	Kansas State*	78-72	W
D 4	St. Joseph's*	73-72	W
D 9	New Mexico State	90-80	W
D 11	Creighton	96-68	W
D 15	at Oklahoma State	84-74	W
D 17	at Kansas ^	67-83	L
D 19	vs. Cincinnati ^	82-79	W
D 21	at Utah State	87-84	W
D 28	vs. Indiana+	50-61	L
D 29	vs. Rice+	96-73	W
J 7	Arizona State	111-102	W
J 8	Arizona	88-67	W
J 15	at Utah	67-61	L
J 22	Utah State	101-82	W
J 27	at Colorado State	75-68	W
J 29	at Wyoming	101-74	W
F 3	New Mexico	70-62	W
F 5	UTEP (2OT)	57-53	W
F 11	at Arizona	86-78	W
F 12	at Arizona State	95-99	L
F 19	Utah	79-66	W
F 25	Wyoming	70-56	W
F 26	Colorado State	105-85	W
M 3	at UTEP	69-73	L
M 4	at New Mexico	61-60	W
M 11	vs. L. Beach St. # (OT)	90-95	L

Coach: Stan Watts

Record: 21-5

WAC Champion

\* BYU Basketball Classic

^ Jayhawk Classic

+ Old Dominion Classic

# NCAA (Pocatello)

## 1972-73

The Cougars enjoyed win streaks of six games and nine games during the season on their way to posting a 19-7 overall record and 9-5 mark in the WAC. BYU tied for second place in the conference and was left out of postseason play. The NCAA committee ruled that had BYU won the conference championship it would still not be invited to the "big dance" citing eligibility issues with All-American Kresimir Cosic. The WAC cleared his eligibility, but NCAA officials did not oblige. Cosic led the team in scoring with a 20.2 average and was named to the All-WAC team. It marked the fourth time in the 11-year history of the WAC that a player was named to the team as a sophomore, junior and senior. The Cougars' balanced attack was key as all five starters averaged in double figures (Cosic 20.2, Doug Richards 15.9, Belmont Anderson 13.0, Moni Sarkalahti 11.7 and Brian Ambrozich 10.7).

DATE	OPPONENT	SCORE	W/L
D 1	Santa Clara	84-73	W
D 2	Santa Clara	64-66	L
D 7	vs. Michigan	83-77	W
D 9	Wisconsin-Mil.	101-83	W
D 13	Oklahoma State	96-69	W
D 16	Utah State	88-80	W
D 22	Cal-State Ful.	89-68	W
D 28	vs. Texas A & M*	83-81	W
D 29	vs. Florida State*	80-77	W
D 30	vs. Long Beach St.*	89-101	L
J 5	Colorado St. (OT)	86-93	L
J 6	Wyoming	62-58	W
J 11	at New Mexico	62-69	L
J 12	at UTEP	56-55	W
J 20	at Utah State	79-69	W
J 17	Niagara	93-83	W
J 25	Arizona	93-79	W
J 27	Arizona State	81-67	W
F 3	Utah	89-73	W
F 9	at Wyoming	67-54	W
F 10	at Colorado State	78-74	W
F 15	UTEP	48-43	W



F 17	New Mexico	66-76	L
F 23	at Arizona State	90-86	W
F 24	at Arizona	94-100	L
M 3	at Utah	71-86	L

Coach: Glenn Potter  
Record: 19-7  
\* All College Tournament

## 1973-74

Senior guard Doug Richards provided most of the season's entertainment on last-second buzzer-beaters to open and close the season. The first was a 77-76 home-win against Weber State in the opener. The other heroic effort came against Colorado State in a 70-69 win in the season finale. Richards averaged 20.3 points per game and Belmont Anderson added 14.4 per game. The Cougars finished the season sixth in the WAC with a conference record of 6-8 and were 11-15 overall. The schedule was not favorable as the Cougars found themselves away from home often to begin the season. One stretch put the team on the road in 12 of 13 games and handed the squad eight losses in 13 contests. BYU enjoyed the highest conference attendance drawing an average of 16,251 fans per game.

DATE	OPPONENT	SCORE	W/L
N 30	Weber State	77-76	W
D 1	Idaho State	83-82	W
D 7	at New Mexico St.	72-78	L
D 8	at New Mexico St.	74-93	L
D 13	at Denver	97-87	W
D 15	at Kansas State	85-95	L
D 17	at Creighton in Omaha	86-99	L
D 22	Utah State	86-87	L
D 26	vs. Indiana*	52-96	L
D 28	vs. Army*	81-72	W
D 29	vs. West Virginia*	85-83	W
J 4	at UTEP	62-58	W
J 5	at New Mexico	75-84	L
J 12	at Utah	86-104	L
J 19	at Utah State	86-93	L
J 25	Arizona State	89-71	W
J 26	Arizona	91-93	L
J 31	at Colorado State	52-69	L
F 2	at Wyoming (OT)	78-75	W
F 7	New Mexico	77-96	L
F 9	UTEP	56-54	W
F 16	Utah	74-89	L
F 21	at Arizona	90-118	L
F 23	at Arizona State	77-100	L
F 28	Wyoming	74-62	W
M 2	Colorado State	70-69	W

Coach: Glenn Potter  
Record: 11-15  
\* Far West Classic

## 1974-75

The Cougars' young team and lack of experience was evident. With only two seniors on the squad—Grig Clawson and Greg Snow—the young players were called on often. Forward Brian Frishman, who was suspended the last three games of the season, led all scorers with 15.4 points per game. Sophomore Jay Cheesman added 14.6 per game and Mark Handy led the team in rebounds with 9.1 per game; his high came against Wyoming when he grabbed 23 boards in a three-point victory. Highlights for the Cougars came in a 65-54 upset of nationally ranked UTEP, and a 96-78 win over New Mexico snapping a long win-streak for the Lobos. Head coach Glenn Potter resigned at the end of the season after turning in a record of 12-14 overall and 5-9 in the conference. UCLA assistant coach Frank Arnold was hired as Potter's replacement.

DATE	OPPONENT	SCORE	W/L
N 29	Texas	80-72	W
D 6	at Weber State	63-76	L
D 7	Wichita State	69-80	L
D 13	at San Francisco	84-103	L
D 14	at Seattle	85-72	W
D 20	Rhode Island	82-49	W
D 21	Denver	90-89	W
D 28	Utah State	79-83	L
D 30	Bradley	100-87	W
D 31	Davidson	90-76	W
J 4	NE Louisiana	100-81	W
J 10	Arizona State	80-110	L
J 11	Arizona	66-83	L
J 18	at Utah	73-91	L
J 24	at UTEP	60-86	L
J 25	at New Mexico	96-78	W
F 1	at Utah State	84-92	L
F 7	Colorado State	88-75	W
F 8	Wyoming	75-73	W
F 14	at Arizona	81-97	L
F 15	at Arizona State	79-99	L
F 22	Utah	73-79	L
F 28	New Mexico (OT)	72-77	L
M 1	UTEP	65-54	W
M 7	at Wyoming	67-64	W
M 8	at Colorado State	81-92	L

Coach: Glenn Potter  
Record: 12-14

## 1975-76

First-year coach Frank Arnold matched the output of his predecessor with an identical overall record of last season at 12-14 (10-4 WAC, 5th place). Four of the Cougars' losses were by a combined margin of five points. Well-played games against WAC Champion Arizona were a bright spot for the Cougars. A one-point-loss to the Wildcats in

Tucson was avenged by a five-point-victory in Provo. An injury-plagued season hampered BYU as three key players missed action at some point—Terry Gugat, Veryl Law and Mark Handy. Gugat eventually left the team. Jay Cheesman was solid in the middle all season leading the team in scoring (17.6 ppg) and rebounding (8.9 rpg). Transfer Verne Thompson was also a key contributor; he added 14.5 points per game and 7.0 rebounds per game.

DATE	OPPONENT	SCORE	W/L
D 4	at Pacific	66-71	L
D 6	at Pacific	89-62	W
D 12	Long Beach State*	84-76	W
D 13	St. John's*	65-78	L
D 17	at Utah State	76-87	L
D 19	Nevada-Reno	85-76	W
D 20	Weber State	89-80	W
D 22	at New Mexico St.	79-90	L
D 29	vs. Texas ^	91-86	W
D 30	at Old Dominion ^	80-77	W
J 2	at Niagara	60-75	L
J 10	Utah State	73-75	L
J 16	at Arizona	78-79	L
J 17	at Arizona State	68-83	L
J 24	Utah	74-76	L
J 30	New Mexico	81-67	W
J 31	UTEP	56-57	L
F 6	at Wyoming	94-80	W
F 7	at Colorado State	84-93	L
F 13	Arizona State	93-89	W
F 14	Arizona (OT)	79-74	W
F 21	at Utah	84-83	W
F 26	at UTEP	50-51	L
F 28	at New Mexico	74-79	L
M 5	Colorado State	81-85	L
M 6	Wyoming	82-60	W

Coach: Frank Arnold  
Record: 12-14  
\* Cougar Classic  
^ Old Dominion Classic

## 1976-77

The Cougars began the season with an impressive 18-point win over Idaho State and then won the Cougar Classic with two starters sidelined by injuries. On the season BYU finished 12-15 and 4-10 (7th place) in the conference. The team included two sets of brothers—Vance and Veryl Law and Jay and Larry Cheesman. Vance Law played out the season and then decided to concentrate on his baseball career. He was the MVP of the Cougar Classic and averaged nine points per game. Jay Cheesman led the team in scoring with an average of 15.9 points per game. He was the top-scorer in ten games including his best game against New Mexico where he had 34 points and nine rebounds. One league highlight included a 33-point win over Wyoming. Cheesman had a double-double in the game with 25 points and 10 rebounds. Forward Verne Thompson averaged 15.2 points per game and Mark Handy chipped in 11.5 a game.

DATE	OPPONENT	SCORE	W/L
N 26	Idaho State	102-84	W
N 27	at Weber State	75-96	L
D 1	Boise State	76-75	W
D 4	at Utah State	93-95	L
D 10	Seattle*	91-65	W
D 11	Niagara*	65-52	W
D 18	at Davidson	89-61	W
D 20	at North Carolina	93-113	L
D 22	at Wichita State	63-69	L
D 27	vs. St. Joseph's ^	68-56	W
D 29	at Oklahoma City ^	68-78	L
D 30	vs. California ^	75-70	W
J 8	Utah State	85-77	W
J 14	Colorado State	41-49	L

J 15	Wyoming	97-64	W
J 20	at Arizona St. (OT)	84-86	L
J 22	at Arizona	85-113	L
J 27	UTEP	54-62	L
J 29	New Mexico	65-73	L
F 5	at Utah	61-81	L
F 10	at Wyoming	82-72	W
F 12	at Colorado State	67-78	L
F 17	Arizona	62-64	L
F 19	Arizona State	65-84	L
F 25	at New Mexico	88-80	W
F 26	at UTEP	65-63	W
M 5	Utah	54-67	L

Coach: Frank Arnold  
Record: 12-15  
\* Cougar Classic  
^ All College Tournament

## 1977-78

A young team and many injuries resulted in a 12-18 record, but a fourth-place conference finish was a pleasant surprise after being picked seventh. BYU played more games (30) than any other Cougar team in 25 years. Eight of the season's opponents advanced to postseason play (UCLA, Cal-Fullerton, Utah State, North Carolina, Rhode Island, Weber State, New Mexico and Utah). The Cougars lost five games by two points or less, which provided many exciting finishes. BYU had an increase in attendance at the Marriott Center drawing 17,171 fans per game. Freshman Danny Ainge led the team in scoring with 21.1 points per game. Not since the days of Kresimir Cosic had a BYU player had a higher average. Ainge became the highest scorer in a single season with 632 points.

DATE	OPPONENT	SCORE	W/L
N 26	at UCLA	73-75	L
N 28	Long Beach State	100-91	W
N 29	at Nevada-Reno	66-100	L
D 3	at Idaho State	87-94	L
D 9	Montana*	72-76	L
D 10	Cal-St. Fullerton*	75-80	L
D 14	McNeese State	78-68	W
D 16	at Illinois	74-81	L
D 17	at Bradley	86-79	W
D 21	at Utah State	89-91	L
D 23	at San Diego St.	88-104	L
D 28	vs. North Carolina ^	81-94	L
D 29	vs. Rhode Island ^	87-92	L
D 30	at Hawaii ^	88-78	W
J 3	Weber State	81-76	W
J 7	Utah State (2OT)	85-84	W
J 12	at Wyoming	82-89	L
J 14	at Colorado State	66-76	L
J 19	Arizona	87-86	W
J 21	Arizona State	96-89	W
J 26	at New Mexico	82-95	L
J 28	at UTEP (OT)	78-76	W
F 4	Utah	76-89	L
F 10	Colorado State	98-81	W
F 11	Wyoming	76-56	W
F 16	at Arizona State	75-76	L
F 18	at Arizona	90-104	L
F 23	UTEP	73-64	W
F 25	New Mexico	66-71	L
M 4	at Utah	74-81	L

Coach: Frank Arnold  
Record: 12-18  
\* Cougar Classic  
^ Rainbow Classic

## 1978-79

This season marked the first time in seven years that the Cougars won 20 games and also claimed the WAC championship. BYU's balanced attack, which enjoyed five players that averaged in double



## GLENN POTTER

Years: 1972-75 (3)  
Record: 42-36 (.538)

Potter was an assistant at BYU for two years before taking over the reigns of the team in 1972. His team was second in the WAC during his first season. Potter finished with a 42-36 record at BYU. He was an avid teacher of defensive fundamentals and team balance. Potter spent five seasons at Nebraska as an assistant before coming to BYU.



# ALL-TIME SEASON RESULTS

2005-06 BYU BASKETBALL

figures, posted a 20-8 record including a perfect 14-0 home stretch. Danny Ainge led the team in scoring with 18.4 points per game. With two seasons remaining Ainge had already scored 1,130 points, which put him in the top 10 in career scoring at BYU. On February 17 the Cougars beat the University of Utah by 26 points in front of 23,006 fans—a new Marriott Center attendance record. The total attendance during the Cougars' impressive 14 home wins was 277,920, the highest season mark since the facility opened in 1972. BYU advanced to the NCAA Tournament and was beaten 86-63 by the University of San Francisco in the first round.

DATE	OPPONENT	SCORE	W/L
N 24	Hawaii	93-69	W
N 25	Portland State	111-82	W
D 1	at Baylor	92-86	W
D 2	at Texas	57-96	L
D 6	Utah State	99-80	W
D 8	St. Joseph's*	90-71	W
D 9	Purdue*	76-64	W
D 14	at Rhode Island	76-85	L
D 16	at St. John's	83-90	L
D 21	Harvard	113-72	W
D 23	Oral Roberts	120-104	W
D 29	vs. Georgia Tech ^	81-83	L
D 30	vs. Houston ^	84-77	W
J 4	Denver	92-53	W
J 6	at Utah State	68-84	L
J 11	UTEP	80-56	W
J 13	New Mexico	100-83	W
J 20	at Utah	90-76	W
J 25	at Colorado State	98-83	W
J 27	at Wyoming (OT)	69-71	L
F 3	San Diego State	88-80	W
F 9	at New Mexico	65-66	L
F 10	at UTEP	77-68	W
F 17	Utah	76-50	W
F 22	Wyoming	78-73	W
F 24	Colorado State	66-61	W
M 2	at San Diego State	96-95	W
M 10	vs. San Francisco#	63-86	L

Coach: Frank Arnold  
 Record: 20-8  
 WAC Champion  
 \* Cougar Classic  
 ^ Pillsbury Holiday Classic  
 # NCAA (Tucson)

## 1979-80

With all five starters returning from last season and four of those averaging double figures in scoring its easy to see why the 1979-80 team was so successful. Led by the steady performance of All-American Danny Ainge (19.1 ppg) and his supporting cast of Devin Durrant (13.3 ppg), Fred Roberts (13.1 ppg) and Alan Taylor (12.5 ppg) the Cougars went 24-5 and easily won the WAC championship with a conference record of 13-1. The only loss came against Wyoming in a three-point decision in Provo. Following the Wyoming loss BYU won its next 12 consecutive games, including a streak of winning all seven conference road games. No WAC team had previously accomplished that feat. The Cougars' potent offense scored over 100 points eight times with a season high coming in a 123-91 win over San Diego State. Ainge led the team in scoring, assists and steals. He and center Alan Taylor were named to the All-WAC first-team. Taylor set a Marriott Center record for rebounds when he pulled down 23 in the home finale. The Cougars earned an NCAA berth and a first-round date with Clemson, which they lost 71-66.

DATE	OPPONENT	SCORE	W/L
N 30	Illinois	76-86	L
D 1	Baylor	100-58	W
D 7	at Tulsa	73-71	W
D 8	at Oral Roberts	76-75	W
D 11	Cal-St. Fullerton	80-64	W
D 14	UC-Santa Barbara*	87-65	W
D 15	La Salle* (3OT)	108-106	W
D 18	at Long Beach St.	76-78	L
D 22	at Utah State	89-84	W
D 27	vs. Penn State ^	58-50	W
D 28	vs. Oregon State ^	71-86	L
D 29	vs. NC-Charlotte ^	104-91	W
J 3	at New Mexico	75-63	W
J 5	at UTEP	70-69	W
J 12	Utah	89-72	W
J 18	Wyoming	53-56	L
J 19	Colorado State	104-82	W
J 24	at San Diego St.	123-91	W
J 26	at Hawaii	34-33	W
J 31	UTEP	89-81	W
F 2	New Mexico	89-68	W
F 9	at Utah	83-82	W
F 12	Utah State	84-83	W
F 16	Alaska	93-59	W
F 21	at Colorado State	111-86	W
F 23	at Wyoming	39-30	W

F 28	Hawaii	107-82	W
M 1	San Diego State	114-81	W
M 8	vs. Clemson#	66-71	L

Coach: Frank Arnold  
 Record: 24-5  
 WAC Champion  
 \* Cougar Classic  
 ^ Far West Classic  
 # NCAA (Ogden)

## 1980-81

1980-81 was one of the most memorable seasons in BYU basketball history, highlighted by Danny Ainge's full-court drive and lay-up in the closing seconds to beat Notre Dame during an NCAA Tournament game. The win propelled the Cougars into the NCAA Elite Eight where Ralph Sampson and Virginia ended the Cougars' Cinderella run. Ainge was named All-American and was awarded the Eastman and Wooden awards as college basketball's outstanding player. He ranked ninth in the country in scoring, averaging 24.4 points per game. Forward Fred Roberts earned All-WAC honors for his steady play and 18.8 points per game, which was second on the team to Ainge. Steve Trumbo led the Cougars in rebounding, grabbing 10.7 per game. The team finished 25-7 overall, ranked 16th in the country, and among the nation's "elite eight." The Cougars were 12-3 in the WAC and in third place behind co-champions Utah and Wyoming.

DATE	OPPONENT	SCORE	W/L
N 28	at Washington	80-70	W
N 29	at Oregon State	68-75	L
D 6	at Utah State	82-79	W
D 12	North Texas*	108-92	W
D 13	St. Mary's*	95-76	W
D 16	Michigan State	82-50	W
D 19	vs. Illinois ^	80-75	W
D 20	at Tennessee ^	65-81	L
D 23	at Weber State	85-78	W
D 27	Utah State	104-89	W
J 2	at Air Force	77-65	W
J 3	at UNLV (2OT)	92-90	W
J 8	San Diego State	84-73	W
J 10	Hawaii	91-74	W
J 15	at New Mexico	92-87	W
J 17	at UTEP	62-64	L
J 23	Colorado State	66-46	W
J 24	Wyoming	84-70	W
J 31	at Utah	56-60	L
F 6	UNLV	86-77	W
F 7	Air Force	62-51	W
F 12	at Hawaii	77-72	W
F 14	at San Diego St.	72-73	L
F 19	UTEP	84-75	W
F 21	New Mexico	78-72	W
F 26	at Wyoming (2OT)	84-86	L
F 28	at Colorado State	80-69	W
M 7	Utah	95-76	W
M 12	vs. Princeton#	60-51	W
M 14	vs. UCLA#	78-55	W
M 19	vs. Notre Dame#	51-50	W
M 21	vs. Virginia#	60-74	L

Coach: Frank Arnold  
 Record: 25-7  
 \* Cougar Classic  
 ^ Volunteer Classic  
 # NCAA (Providence/Atlanta)

## 1981-82

A solid frontcourt of Greg Kite, Fred Roberts and Steve Trumbo led the Cougars during a 17-14 season, earning an invitation to the NIT postseason. The Cougars began the season in two rematch games. The first came against Virginia who knocked BYU out of the elite-eight the previous

year, and the second was against UCLA in Los Angeles. The Cougars fought back from a halftime deficit against Virginia but lost in the closing seconds 63-61. A 79-75 win over UCLA was the most significant accomplishment of the season. The upset was only the 14th loss ever suffered by the Bruins inside Pauley Pavilion in 256 games. The Cougars also became one of only a handful of teams to have beaten the Bruins in back-to-back seasons. Last year's 78-55 win over UCLA, in the NCAA Tournament, was the Bruins worst loss in 17 years. Trumbo and Roberts were unanimous selections to the first-team All-WAC squad. During the four seasons they played together at BYU the Cougars won more games (86 of 119) and had the best winning percentage (.723) of any other four-year span in the school's history.

DATE	OPPONENT	SCORE	W/L
N 21	vs. Virginia*	61-63	L
N 27	at UCLA	79-75	W
N 28	at Cal-St. Fullerton	81-66	W
D 4	Oregon State	44-56	L
D 5	UNLV	63-66	L
D 8	at Utah State	51-43	W
D 11	Idaho State ^	77-71	W
D 12	Western Carolina ^	86-63	W
D 15	Weber State	63-55	W
D 18	at Princeton	39-38	W
D 22	Cal Poly-Pomona	89-65	W
D 26	Utah State	74-79	L
J 2	UTEP	67-60	W
J 4	New Mexico	76-58	W
J 7	at Colorado State	40-50	L
J 9	at Wyoming	42-61	L
J 15	Utah	74-51	W
J 21	Air Force	54-40	W
J 23	Wyoming	25-27	L
J 28	at San Diego St.	66-80	L
J 30	at Hawaii	60-62	L
F 6	Colorado State	60-54	W
F 12	at UNLV	50-52	L
F 13	at Air Force	49-41	W
F 19	at Utah	61-68	L
F 25	Hawaii	75-66	W
F 27	San Diego State	106-66	W
M 4	at UTEP	45-43	W
M 6	at New Mexico	65-67	L
M 10	at Washington+	63-66	L

Coach: Frank Arnold  
 Record: 17-13  
 \* Hall of Fame Classic  
 ^ Cougar Classic  
 + NIT (Provo)

## 1982-83

A young lineup and an 0-5 start proved tough to overcome and the 82-83 Cougar team was left out of postseason play for the first time in five years. The Cougars managed to go 11-5 in the WAC and finished in a three-way tie for the conference championship. Other co-champions Utah and UTEP headed for postseason tournaments but the Cougars were left out after a season finale win over Wyoming. The victory did give the Cougars an above .500 season finishing at 15-14. Seven of BYU's opponents were invited to the NCAA Tournament—one of which was national powerhouse UCLA in the season opener. The game drew a crowd of 23,023. Devin Durrant received All-WAC honors and was named honorable mention All-America. BYU center Greg Kite finished his career at BYU and was drafted in the first round of the NBA draft by the Boston Celtics.

DATE	OPPONENT	SCORE	W/L
N 26	UCLA	82-85	L
N 27	Iowa	80-91	L



## FRANK ARNOLD

Years: 1975-83 (8)  
 Record: 137-94 (.593)

Arnold coached the Cougars for eight years, earning a 137-94 record. His teams won three WAC championships and appeared in three NCAA tournaments and one NIT tournament. Arnold's 1980-81 team advanced to the elite eight at the NCAA Tournament before losing to Ralph Sampson and Virginia. Arnold

was selected Coach of the Year in the WAC in 1979 and 1980 by Basketball Weekly, and was also selected Coach of the Year by WAC coaches and athletic directors in 1980. Arnold was an assistant coach under John Wooden before coming to BYU.



N 30	Utah State	69-75	L
D 4	at Michigan State	55-63	L
D 10	Long Beach St.* (OT)	77-81	L
D 11	Fordham*	70-62	W
D 14	at Utah State	68-80	L
D 18	at Boise State	68-67	W
D 21	Providence	66-52	W
D 27	at St. John's^	64-75	L
D 29	vs. St. Joseph's^	65-68	L
D 31	Princeton	51-32	W
J 6	at Weber State (2OT)	81-84	L
J 14	San Diego State	96-74	W
J 15	Hawaii	86-62	W
J 20	at Colorado State	77-63	W
J 22	at Wyoming	82-64	W
J 24	at Air Force	73-61	W
J 27	UTEP	49-65	L
J 29	New Mexico	66-48	W
F 5	at Utah	72-75	L
F 10	at Hawaii	69-80	L
F 12	at San Diego State	69-67	W
F 17	Colorado State	69-58	W
F 19	Air Force	66-57	W
F 25	at New Mexico	70-71	L
F 27	at UTEP	58-54	W
M 5	Utah (3OT)	62-64	L
M 12	Wyoming	54-41	W

Coach: Frank Arnold  
Record: 15-14  
WAC Champion-3 way tie  
\* Cougar Classic  
^ Holiday Festival

## 1983-84

The Cougars played one of the toughest schedules in the country but still won 20 games and earned a trip to the NCAA Tournament under first-year head coach Ladell Andersen. Games against eventual Final Four participant Kentucky, Georgetown, UCLA, Notre Dame, Virginia Commonwealth, Alabama-Birmingham, Utah State, Oregon and Weber State highlighted the non-conference schedule. The Cougars picked up wins against Virginia Commonwealth, Oregon, Weber State, Notre Dame and upset UAB in the NCAA Tournament. In WAC play BYU compiled a 12-4 record and finished second behind UTEP. All-American Devin Durrant led the team in scoring and finished among the nation's leading scorers averaging 27.9 points per game. He also averaged 39.5 minutes per game. Brett Applegate was the team leader in rebounds and was among the nation's leaders pulling down 11.4 per outing. He also scored 14.5 points per game, which was second on the team behind Durrant.

DATE	OPPONENT	SCORE	W/L
N 26	at Utah State	78-90	L
N 30	Hofstra	119-84	W
D 9	Utah State*	81-83	L
D 10	St. Mary's (CA)*	106-74	W
D 16	vs. Virginia Comm. ^	81-77	W
D 17	at Kentucky ^	59-93	L
D 21	Oregon	79-78	W
D 23	Boise State	66-54	W
D 28	at UCLA	73-82	L
J 7	Weber State (OT)	86-81	W
J 14	Utah (2OT)	113-105	W
J 19	at Hawaii	95-77	W
J 20	at San Diego St.	75-79	L
J 26	Wyoming	74-61	W
J 28	Air Force	69-49	W
J 30	Colorado State	73-57	W
F 2	at New Mexico	86-73	W
F 4	at UTEP	77-86	L
F 8	at Utah	82-79	W
F 11	at Georgetown	51-67	L
F 14	Hawaii (2OT)	87-85	W
F 16	San Diego St. (OT)	94-92	W

F 18	Notre Dame	68-64	W
F 23	at Colorado State	65-70	L
F 25	at Wyoming	55-56	L
F 27	at Air Force	71-67	W
M 1	UTEP	83-65	W
M 3	New Mexico	80-73	W
M 9	vs. New Mexico+	55-64	L
M 15	at UAB#	84-68	W
M 17	vs. Kentucky#	68-93	L

Coach: Ladell Andersen  
Record: 20-11  
\* Cougar Classic  
^ Kentucky Invitational  
+ WAC Tournament (El Paso)  
# NCAA (Birmingham)

## 1984-85

BYU began the season losing four of five games and ended the year on a four-game skid or the 84-85 campaign would have been one to remember. BYU went 14-6 in the remaining games and posted a 15-14 record on the season. Of the losses, six were by a combined total of 12 points, including a triple overtime one-point loss to Utah in Provo. BYU defeated eventual NIT champions UCLA and knocked off then unbeaten Washington. Senior Timo Saarelainen, who battled knee problems most of the season, still led the Cougars in scoring 21 of 29 games. His season high was 41 points against New Mexico in Albuquerque. Senior guard Scott Sinek also battled an early season injury but fought back and ended the year second on the team in scoring with a 10.1 average. BYU finished in a third-place tie in the WAC with Colorado State and New Mexico.

DATE	OPPONENT	SCORE	W/L
N 30	vs. LaSalle*	73-74	L
D 1	vs. Pacific*	72-63	W
D 4	Utah State	93-97	L
D 8	at Weber State	79-87	L
D 11	at Utah State (OT)	91-92	L
D 14	SW Missouri ^	66-46	W
D 15	Hofstra ^	86-76	W
D 19	UCLA	89-81	W
D 22	Washington	84-75	W
D 28	vs. Villanova+	61-91	L
D 29	vs. Yale+	73-58	W
J 3	UTEP	62-60	W
J 5	New Mexico	70-76	L
J 12	at San Diego St.	70-89	L
J 14	at Hawaii (OT)	88-78	W
J 17	at Air Force	79-72	W
J 19	at Colorado State	65-64	W
J 24	Wyoming	78-65	W
J 26	at Utah	63-62	W
J 31	San Diego State	71-77	L
F 2	Air Force	66-60	W
F 7	at New Mexico	74-76	L
F 9	at UTEP (3OT)	86-97	L
F 14	Colorado State	77-69	W
F 16	Air Force	71-61	W
F 23	at Notre Dame	58-67	L
F 28	at Wyoming	66-78	L
M 2	Utah (3OT)	85-86	L
M 4	Air Force**	79-82	L

Coach: Ladell Andersen  
Record: 15-14  
\* Stanford Invitational  
^ Cougar Classic  
+ Cotton States Classic  
\*\* WAC Tournament (Provo)

## 1985-86

The Cougars experienced a little of everything during the rollercoaster ride that was the 85-86 season. Projected to finish sixth in the conference, the Cougars began the season losing seven of their

first nine games. BYU fought back and won 12 straight games, including 11 conference games and a win against nationally ranked Notre Dame 80-76 in overtime. The key during the streak was the play of center Tom Gneiting who replaced an ailing Alan Pollard in the middle of the season. As Gneiting went, so went the Cougars. He pulled down double-figure rebounds in six straight games at the beginning of the streak including four double-doubles. The team ended the season going 3-5 in its last eight games. On the year, the Cougars finished 18-14 overall and 11-5 in the conference. Coach Ladell Andersen was named District 7 Coach of the Year for his part in turning around and producing an 18-14 season, despite predictions that BYU's record would be much worse.

DATE	OPPONENT	SCORE	W/L
N 30	Washington State	65-69	L
D 3	at Utah State	80-82	L
D 6	vs. TCU*	50-63	L
D 7	vs. Fordham*	75-72	W
D 10	Utah State	76-88	L
D 13	Long Beach State ^	94-75	W
D 14	Pepperdine ^	73-83	L
D 19	at Washington	68-74	L
D 21	at Oregon	69-72	L
D 28	Weber State (OT)	88-86	W
J 2	at UTEP	64-69	L
J 4	at New Mexico	57-60	L
J 10	Hawaii	80-66	W
J 11	San Diego State	82-70	W
J 13	Notre Dame (OT)	80-76	W
J 17	at Colorado State	68-63	W
J 18	at Air Force	65-57	W
J 21	at Oral Roberts	67-65	W
J 23	Air Force	66-45	W
J 25	Utah	87-69	W
F 6	at San Diego St.	81-71	W
F 8	at Hawaii	76-66	W
F 14	New Mexico	74-67	W
F 15	UTEP	72-69	W
F 20	at Wyoming	56-66	L
F 22	at Utah	71-74	L
F 27	Colorado State	86-76	W
M 1	Wyoming	62-65	L
M 6	vs. New Mexico	68-79	L
M 13	SMU+	67-63	W
M 18	UC-Irvine+	93-80	W
M 21	at Ohio State+	68-79	L

Coach: Ladell Andersen  
Record: 18-14  
+ NIT  
\* Kactus Klassic  
^ Cougar Classic

## 1986-87

Playing one of its toughest schedules in years the BYU basketball team posted a 21-11 record and 12-4 mark in the WAC and finished second behind UTEP. The Cougars played Oklahoma, Notre Dame, Iowa, Arizona State, Pittsburgh, Michigan State, and New Orleans, as well as four WAC teams that made it to postseason play. The 21-win season was highlighted by an eight-game win streak, and two four-game stretches. The Cougars were invited to the NCAA Tournament and lost to New Orleans 83-79. Michael Smith led the Cougars in scoring (20.1), rebounding (8.5), free throw shooting (90%) and three-point shooting (49%). Other team leaders were Tom Gneiting in field goal shooting (62%), Brian Taylor in assists (118), Jeff Chatman in blocked shots (40), and Bob Capener in steals (32).


DATE	OPPONENT	SCORE	W/L
N 21	at Oklahoma*	110-119	L
D 3	Utah State	100-86	W
D 6	at Notre Dame	46-62	L
D 9	at Iowa	75-86	L
D 12	Arizona State ^	91-85	W
D 13	UC-Fullerton ^	56-59	L
D 16	at Utah State	97-93	W
D 18	at Weber State	84-69	W
D 20	Oral Roberts	95-73	W
D 23	Pittsburgh	93-73	W
D 29	vs. Michigan St. +	96-88	W
D 30	at Santa Clara+	77-66	W
J 2	Colorado St. (OT)	75-67	W
J 3	Wyoming	77-74	W
J 6	SW Missouri (OT)	61-62	L
J 9	at UTEP	73-66	W
J 10	at New Mexico	89-102	L
J 15	San Diego State	94-82	W
J 17	Hawaii	90-79	W
J 22	Air Force	87-69	W
J 24	at Utah	80-70	W
J 30	at Air Force	91-93	L
J 31	at Colorado State	51-49	W
F 5	New Mexico	98-73	W
F 7	UTEP (OT)	91-93	L
F 14	Utah	58-65	L
F 21	at Wyoming	67-63	W
F 26	at San Diego State	85-68	W
F 28	at Hawaii	100-80	W
M 5	vs. Air Force** (OT)	82-79	W
M 6	at New Mexico**	86-93	L
M 12	vs. New Orleans#	79-83	L

Coach: Ladell Andersen  
Record: 21-11  
\* Coca-Cola NIT Classic  
^ Cougar Classic

## LADELL ANDERSEN

Years: 1983-89 (6)

Record: 114-71 (.616)



Andersen was BYU's head coach for six seasons and had a 114-71 record. He led the Cougars to four postseason tournaments, three NCAA and 1 NIT. He was the WAC Coach of the Year in 1987-88 and District Seven Coach of the Year in 1985-86. Before coming to BYU, Andersen was the head coach at Utah State for 10 years, leading

them to five NCAA appearances. He also coached the Utah Stars of the ABA and compiled the best two-year mark in ABA history at 115-53. His Stars won the Western Division championship twice. Andersen later became a scout for the Utah Jazz.



# ALL-TIME SEASON RESULTS

2005-06 BYU BASKETBALL

+ Cable Car Classic  
 \*\* WAC Tournament  
 # NCAA (Birmingham)

## 1987-88

In the prior history of BYU basketball only one team enjoyed more success than the 1987-88 squad. The Cougars won their first seventeen games to open the season and climbed as high as second and third-place in the rankings. The streak came to an end against UAB in Birmingham, Alabama. Had BYU won the game against UAB it may have found itself in the No. 1 spot as the only remaining undefeated major team in the country. The Cougars posted a 13-3 WAC record and went 26-6 overall. The win total was two shy of the all-time BYU record by the 1950-51 team that won 28 games. In terms of winning percentage the '88 team had a .813 record, which is the best percentage in school history. The Cougars breezed through WAC play winning the conference title but were upset by UTEP in the WAC Tournament hosted by the Cougars in the Marriott Center. In just three conference losses the margin of defeat was a combined seven points--two in overtime at San Diego State, two points at Utah, and three points to UTEP in the tournament. BYU was seeded fourth in the NCAA Tournament Southeast Regional in Atlanta. The Cougars beat UNC-Charlotte 98-92 in overtime but fell to Louisville by 21 in the second round. An average of 20,200 fans attended home games giving the highest season attendance totals ever at 363,602. Junior Michael Smith was named GTE All-America by U.S. coaches and was named Second Team All-America by the media. He was named WAC Player of the Year and led the conference in scoring.

DATE	OPPONENT	SCORE	W/L
N 27	Montana State	90-89	W
D 1	at Utah State	96-92	W
D 3	at Washington St.	60-54	W
D 5	at UCLA	87-80	W
D 11	Weber State*	104-71	W
D 12	Chicago State*	91-60	W
D 19	Utah State (OT)	121-112	W
D 29	La Salle	95-82	W
J 2	Cent. Connecticut	109-76	W
J 7	Hawaii	97-66	W
J 9	San Diego State	92-65	W
J 13	at Wyoming	83-67	W
J 21	at UTEP	81-71	W
J 23	at New Mexico	89-82	W
J 30	Air Force	95-75	W
F 2	Tulsa	72-57	W
F 4	Utah	82-64	W
F 6	at Ala.-Birmingham	83-102	L
F 9	Miami (Florida)	99-86	W
F 11	Wyoming	78-69	W
F 13	Colorado State	86-80	W
F 18	at San Diego St. (OT)	80-82	L
F 20	at Hawaii	72-70	W
F 23	at Colorado State	75-67	W
F 25	at Air Force	76-62	W
F 27	at Utah	60-62	L
M 3	New Mexico	89-82	W
M 5	UTEP (2OT)	80-83	L
M 10	Hawaii ^	76-74	W
M 11	UTEP ^	63-66	L
M 17	vs. NC-Charlotte#	98-92	W
M 19	vs. Louisville#	76-97	L

Coach: Ladell Andersen  
 Record: 26-6  
 \* Cougar Classic  
 ^ WAC Tournament (Provo)  
 # NCAA (Atlanta)

## 1988-89

Injuries plagued the Cougars as the team posted a 14-15 record overall and 7-9 in the WAC during Head Coach Ladell Andersen's final season. Andersen retired at season's end with a record of 114-71 over five years. Team leaders Marty Haws and Andy Toolson both missed games due to injuries. The Cougars also lost the services of 6-9 freshman John fish toward the end of the season. One bright spot for BYU was eventual NBA first-round draft choice Michael Smith. He averaged 26.4 points per game and finished second only to Danny Ainge in career field goals made (886), field goals attempted (1,749) and total points scored (2,319). Smith also moved into the No. 1 spot in career rebounding with 922. BYU received national exposure appearing on CBS, ESPN, and USA Cable. Despite a losing season the Cougars drew an average of 18,149 fans per home game. Only five other schools in the nation averaged more.

DATE	OPPONENT	SCORE	W/L
N 25	vs. Northeastern*	87-78	W
N 26	vs. St. John's*	77-83	L
D 1	at Weber State	78-80	L
D 3	UCLA	87-97	L
D 9	Texas-Arlington ^	87-70	W
D 10	St. Mary's (CA) ^	69-70	L
D 17	Utah State	96-85	W
D 21	at Utah State	74-72	W
D 23	Brown	90-65	W
J 5	at New Mexico	84-88	L
J 7	at UTEP	76-91	L
J 12	San Diego State	85-81	W
J 14	Hawaii	73-77	L
J 19	at Air Force (OT)	89-88	W
J 21	at Colorado State	84-69	W
J 24	Air Force	78-78	L
J 28	Wichita State	93-92	W
F 2	at Utah	86-90	L
F 4	at Miami (Florida)	86-107	L
F 9	at San Diego St.	74-89	L
F 11	at Hawaii	66-68	L
F 14	UC-Berkeley	87-74	W
F 16	UTEP	84-76	W
F 18	New Mexico	90-79	W
F 23	at Wyoming	65-72	L
F 25	Utah	81-74	W
M 2	Wyoming	71-67	W
M 4	Colorado State	72-89	L
M 10	vs. Hawaii+	69-72	L

Coach: Ladell Andersen  
 Record: 14-15  
 \* Lapchick Tournament  
 ^ Cougar Classic  
 + WAC Tournament (SLC)

## 1989-90

First-year Coach Roger Reid was named WAC Coach of the Year and District Coach of the Year by both the coaches and media following a 21-9 season. A team that was picked to finish sixth in the conference finished 11-5 and earned a share of the WAC title. The Cougars were unbeaten at home with a perfect 15-0 record. The team set a school record for three-point shooting at 45 percent, and was eighth in the nation. Six of the team's nine losses were to teams that appeared in postseason action. BYU earned a trip to the NCAA Tournament but lost to heavily favored Clemson 49-47 in the closing seconds. Both seniors Marty Haws and Andy Toolson averaged over 18 points per game to lead the Cougars.

DATE	OPPONENT	SCORE	W/L
N 24	Siena	83-62	W
N 25	E. Washington	96-84	W
N 28	Weber State	81-65	W

N 30	Utah State	71-65	W
D 2	at Penn State	72-82	L
D 5	at Arizona State	65-64	W
D 8	North Texas*	97-68	W
D 9	UAB*	98-82	W
D 12	Utah State	69-68	W
D 21	Northwestern	69-68	W
D 23	at California	63-85	L
J 4	at Hawaii	71-80	L
J 6	at San Diego St.	63-60	W
J 11	UTEP (OT)	69-67	W
J 13	New Mexico	79-78	W
J 18	at Air Force	64-56	W
J 20	at Wyoming	65-60	W
J 25	Utah	65-49	W
J 27	Colorado State	67-52	W
F 1	San Diego State	75-58	W
F 3	Hawaii	68-65	W
F 7	at Tulsa	66-64	W
F 10	at Utah	73-89	L
F 15	at New Mexico	51-60	L
F 17	at UTEP	63-64	L
F 22	Wyoming	75-64	W
F 24	Air Force	67-42	W
M 1	at Colorado State	57-59	L
M 8	vs. Utah (OT)+	61-62	L
M 15	vs. Clemson!#	47-49	L

! (later forfeited)  
 Coach: Roger Reid  
 Record: 21-9  
 \* Cougar Classic  
 + WAC Tournament (El Paso)  
 # NCAA (Hartford)

## 1990-91

Prize recruit 7'6" Shawn Bradley led BYU in scoring (14.8), rebounding (7.7), and blocked shots (5.2), in his first and only season as a Cougar. Bradley made an immediate impact in his first game in Provo with 23 points, 14 rebounds and five blocked shots. His best game came against E. Kentucky when he scored 29 points, grabbed eight rebounds and had 14 blocks in a 90-86 win. He set an NCAA Tournament record with 10 blocked shots in a first-round win against Virginia 61-48. The Cougars lost to nationally ranked Arizona 76-61 in round two. The team won 21 games for the second straight year posting a record of 21-13 (11-5 WAC). Eleven of the 13 losses came against tournament teams. Guard Nathan Call broke Danny Ainge's school assist record with 164 on the season.

DATE	OPPONENT	SCORE	W/L
N 14	E. Tennessee St.*	80-83	L
N 24	Utah State	98-94	W
N 29	at Weber State	69-57	W
D 1	at Utah State	63-58	W
D 4	at La Salle	81-93	L
D 7	Eastern Kentucky ^	90-86	W
D 8	St. John's ^	62-67	L
D 12	Arizona State	74-82	L
D 19	James Madison	84-66	W
D 21	Stetson	75-77	L
D 22	Tulsa	62-60	W
D 27	vs. S. Carolina+	49-52	L
D 29	vs. Rutgers+	70-85	L
J 3	at San Diego State	73-61	W
J 5	at Hawaii	65-74	L
J 10	UTEP	83-67	W
J 12	New Mexico	72-65	W
J 17	at Colorado State	72-55	W
J 19	at Wyoming	80-86	L
J 24	Air Force	72-55	W
J 26	Wyoming	72-77	L
J 31	Colorado State	69-52	W
F 2	at UTEP	69-65	W
F 7	San Diego State	75-55	W
F 9	Hawaii	82-74	W

F 14	at New Mexico	83-76	W
F 16	at Utah	74-81	L
F 23	at Air Force	70-61	W
M 2	Utah (OT)	71-72	L
M 7	vs. Colorado St.**	69-56	W
M 8	vs. Hawaii** (OT)	73-71	W
M 9	vs. Utah** (OT)	51-49	W
M 14	vs. Virginia#	61-48	W
M 16	vs. Arizona#	61-76	L

Coach: Roger Reid  
 Record: 21-13  
 WAC Tournament Champion  
 \* Dodge NIT  
 ^ Cougar Classic  
 + Holiday Festival  
 \*\* WAC Tourn. (Laramie)  
 # NCAA (SLC)

## 1991-92

The Cougars were picked to finish fourth in the WAC this season but great outside shooting and a strong inside game earned the team a first-place finish in the conference and their 11th conference title. BYU also brought home the WAC Tournament Championship thanks to Kevin Nixon's 54-foot buzzer beater against UTEP. The win gave the Cougars an automatic berth to the NCAA Tournament and a first-round meeting with LSU and Shaquille O'Neal. LSU won 94-83. The Cougars came within three points of beating Final Four team Michigan, led by Chris Webber and Jalen Rose. Other key wins came against Florida, Princeton, James Madison, UTEP, New Mexico and Utah -- all of which appeared in postseason play. The Cougars finished 25-7 overall and 12-4 in the WAC. BYU began the season winning its first seven games and finished winning seven straight before running into LSU. Gary Trost, Kevin Nixon and Nick Sanderson all averaged double figures for BYU. Trost was named All-WAC First Team; Nixon was named to the WAC All-Newcomer Team. Russell Larson was named WAC Freshman of the Year.

DATE	OPPONENT	SCORE	W/L
N 26	at Utah State	82-66	W
D 5	at Tulsa	102-86	W
D 7	at James Madison	66-63	W
D 13	Utah State*	93-77	W
D 14	Princeton*	65-59	W
D 19	McNeese State	104-64	W
D 21	Weber State	81-68	W
D 28	vs. Michigan ^	83-86	L
D 29	vs. Florida ^	79-73	W
J 4	Tennessee Tech	95-68	W
J 9	at UTEP	69-89	L
J 11	Colorado State	72-51	W
J 16	Wyoming	68-59	W
J 18	Air Force	66-45	W
J 23	at Wyoming	67-72	L
J 25	at Colorado St. (OT)	79-74	W
J 30	New Mexico	85-65	W
F 1	UTEP	80-63	W
F 6	at San Diego St.	89-59	W
F 8	at Hawaii	83-87	L
F 13	at Air Force	68-60	W
F 15	La Salle	80-81	L
F 20	Utah	58-56	W
F 22	at New Mexico (OT)	84-95	L
F 27	Hawaii	81-64	W
F 29	San Diego State	98-78	W
M 3	Cal St Northridge	100-68	W
M 7	at Utah	87-73	W
M 12	vs. Air Force+	72-51	W
M 13	vs. Utah+	75-62	W
M 14	vs. UTEP+	73-71	W
M 19	vs. Louisiana State#	83-94	L

Coach: Roger Reid  
 Record: 25-7

# ALL-TIME SEASON RESULTS

2005-06 BYU BASKETBALL



WAC Champion-tie  
WAC Tournament Champion  
\* Cougar Classic  
^ Red Lobster (Orlando)  
+ WAC Tour. (Fort Collins)  
# NCAA (Boise)

## 1992-93

BYU finished at the top of the Western Athletic Conference for the third time in four years, won 25 games for the second straight year and appeared in its fourth straight NCAA Tournament. The Cougars compiled a 25-9 record going 15-3 in WAC play. Key wins came against nationally ranked Oklahoma and Memphis State at the Maui Invitational in Hawaii. The upsets landed the Cougars a date with defending NCAA champ Duke in the final round of the classic, but the Blue Devils prevailed led by Grant Hill and Bobby Hurley. At the NCAA Tournament BYU beat Southwest Conference Champion Southern Methodist in the first round but fell to eventual Final Four team Kansas. Center Gary Trost was named All-WAC for the second year in a row and led the Cougars in scoring and rebounding at 15.2 ppg and 6.9 rpg. Russell Larson set a school record for field goal percentage at .631. Larson was honorable mention All-WAC along with Nick Sanderson and Jared Miller. BYU averaged 20,471 fans per game in the Marriott Center, which was good enough for fourth in the country.

DATE	OPPONENT	SCORE	W/L
D 1	Arizona State	108-98	W
D 4	at Utah State	93-83	W
D 8	at Weber St. (OT)	77-83	L
D 11	Southern Utah*	108-62	W
D 12	Georgia*	74-64	W
D 18	Utah State	89-65	W
D 21	vs. Oklahoma ^	76-75	W
D 22	vs. Memphis St. ^ (OT)	73-67	W
D 23	vs. Duke ^	66-89	L
D 28	vs. Oregon+	70-76	L
D 29	vs. Oregon State+	79-93	L
J 2	UTEP	79-73	W
J 4	New Mexico	70-56	W
J 9	Utah	53-54	L
J 14	at Fresno State	72-57	W
J 16	at Air Force	103-68	W
J 21	San Diego State	76-64	W
J 23	Hawaii (OT)	84-80	W
J 28	at Colorado State	70-63	W
J 30	at Wyoming	77-64	W
F 4	Colorado State	81-57	W
F 6	Wyoming	75-62	W
F 11	at Hawaii	62-56	W
F 13	at San Diego State	80-73	W
F 18	Fresno State	90-74	W
F 20	Air Force	98-80	W
F 25	Sacramento State	128-78	W
F 27	at Utah	83-89	L
M 4	at UTEP	84-63	W
M 6	at New Mexico	76-79	L
M 11	vs. Hawaii**	85-71	W
M 12	vs. New Mexico**	59-68	L
M 18	vs. SMU#	80-71	W
M 20	vs. Kansas#	76-90	L

Coach: Roger Reid  
Record: 25-9  
WAC Champion-tie  
\* Cougar Classic  
^ Maui Invitational (Hawaii)  
+ Far West Classic (Portland, Oregon)\*  
\*\* WAC Tournament (SLC)  
# NCAA (Chicago)

## 1993-94

BYU got back to the WAC Tournament Championship game for the third time in four

years. The Cougars came up short against Hawaii in the title game, but did earn a berth in the NIT Tournament. The Cougars beat Arizona State in their first round game 74-67 but lost to Fresno State by two points in the second round. The team finished the season with a 22-10 record overall and 12-6 in the WAC, and came within a basket of tying for the regular-season conference title. Only two of BYU's losses were to teams that did not appear in postseason play. Russell Larson led the team in scoring and rebounding at just under 20 points a game and nine rebounds. Ken Roberts earned All-WAC honors giving Coach Reid 13 All-WAC players in his six seasons.

DATE	OPPONENT	SCORE	W/L
N 27	at Arizona State	95-106	L
D 3	vs. S. Carolina*	72-68	W
D 4	vs. N. Carolina*	65-97	L
D 10	Nicholls State ^	111-96	W
D 11	Oklahoma Baptist ^	78-76	W
D 14	Utah State	78-65	W
D 17	Texas Tech	84-74	W
D 21	Weber State	92-79	W
D 28	W. Washington	106-74	W
J 3	at New Mexico	68-74	L
J 5	at UTEP	67-59	W
J 8	at Utah	64-62	W
J 13	Fresno State	73-65	W
J 15	Air Force	87-73	W
J 20	at San Diego St. (OT)	83-82	W
J 22	at Hawaii	66-69	L
J 27	Wyoming	82-66	W
J 29	Colorado State	79-66	W
F 3	at Wyoming	65-79	L
F 5	at Colorado St. (OT)	72-70	W
F 10	San Diego State	101-87	W
F 12	Hawaii	85-79	W
F 17	at Air Force	94-82	W
F 19	at Fresno State	68-73	L
F 26	Utah	73-70	W
M 3	New Mexico (OT)	82-84	L
M 5	UTEP	61-62	L
M 10	vs. Utah+	96-65	W
M 11	vs. Fresno State+	87-72	W
M 12	vs. Hawaii+	66-73	L
M 17	Arizona State#	74-67	W
M 22	at Fresno State#	66-68	L

Coach: Roger Reid  
Record: 22-10  
\* Tournament of Champions (Charlotte)  
^ Cougar Classic  
+ WAC Tournament (SLC)  
# NIT

## 1994-95

Coach Roger Reid earned his sixth straight 20-plus win season (22-10, 13-5) and the Cougars played in their sixth straight postseason tournament in 10 years. The Cougars began the season at the Great Alaska Shootout in Anchorage and upset Oklahoma State 69-59 in their first game. The Cowboys advanced to the NCAA Final Four at season's end. The Cougars also won the Cougar Classic and the Cable Car Classic tournaments. Three Cougars averaged in double digits, led by senior Russell Larson with 19.9 points per game. Larson was named second team Academic All-American. Forward Ken Roberts and Robbie Reid averaged 12.8 and 10.1 ppg respectively. Randy Reid was tops in the WAC in free throw percentage (.851). As a team BYU led the nation in FT% (.773). The Cougars were undefeated at home and won 55 of 59 games in Provo.

DATE	OPPONENT	SCORE	W/L
N 23	vs. Oklahoma St.*	69-59	W
N 25	vs. Louisville*	75-60	W

N 26	vs. Minnesota*	74-79	L
D 1	at Utah State	59-83	L
D 3	Nevada-Reno	96-80	W
D 6	Mississippi (OT)	74-68	W
D 9	Southern Utah ^	82-67	W
D 10	Northwestern St. ^	80-53	W
D 17	NE Louisiana	87-69	W
D 21	at Weber State	74-86	L
D 29	at San Jose State+	74-61	W
D 30	vs. Santa Clara+	76-55	W
J 3	Utah	64-57	W
J 7	at Air Force	89-68	W
J 9	at Fresno State	69-61	W
J 12	San Diego State	66-57	W
J 14	Hawaii	74-67	W
J 19	at Colorado State	72-80	L
J 21	at Wyoming	58-52	W
J 26	UTEP (OT)	95-89	W
J 28	New Mexico	81-63	W
F 2	at UTEP (OT)	85-88	L
F 4	at New Mexico	74-72	W
F 9	Colorado State	76-68	W
F 11	Wyoming	78-72	W
F 16	at Hawaii	70-73	L
F 18	at San Diego St.	52-58	L
F 23	Fresno State	81-59	W
F 25	Air Force	79-72	W
M 4	at Utah	79-87	L
M 9	vs. Colorado St.**	73-75	L
M 16	vs. Tulane#	70-76	L

Coach: Roger Reid  
Record: 22-10  
\* Great Alaska Shootout  
^ Cougar Classic  
+ Cable Car Classic (San Jose)  
\*\* WAC Tournament (Albuquerque)  
# NCAA (Memphis)

## 1995-96

The 1995-96 basketball season saw the closing chapter of two prolific careers—Ken Roberts and Randy Reid. Roberts ended his career as the school's seventh leading scorer (1,652 points). Reid finished fourth all-time in assists and was named to the All-WAC Defensive Team. On the season the Cougars finished 15-13 overall and fifth place in the WAC at 9-9. BYU received a pleasant surprise in its first game of the season. Bryon Ruffner, a transfer from Utah Valley State College, dropped 28 points on Boise State in a 15-point win. Ruffner finished second on the team in scoring averaging 18.8 points per game. Roberts led the team with 19.3 ppg. Reid was third at 11.2 ppg. BYU won the Cougar Classic for the fifth year in a row. The Cougar's high-powered

offense ranked 16th in the nation in scoring and attracted the largest attendance in the Western Athletic Conference. BYU averaged 17,961 fans per home game including a 22,849 sellout on March 2 against Utah.

DATE	OPPONENT	SCORE	W/L
N 25	Boise State	86-71	W
N 28	at Nevada-Reno	77-79	L
D 2	at Mississippi St.	74-79	L
D 5	Utah State	76-52	W
D 8	UC-Northridge*	99-74	W
D 9	Louisiana Tech*	74-64	W
D 12	Weber State	91-86	W
D 22	at Texas Tech	71-81	L
D 28	Morgan State	110-69	W
J 2	at Utah	77-83	L
J 8	Air Force	68-64	W
J 10	Fresno State	97-84	W
J 13	at San Diego State	76-83	L
J 15	at Hawaii	78-77	W
J 18	Wyoming	84-75	W
J 20	Colorado State	76-78	L
J 25	at New Mexico	77-83	L
J 27	at UTEP	90-82	W
F 1	New Mexico	81-83	L
F 3	UTEP	82-71	W
F 8	at Colorado St.	76-81	L
F 10	at Wyoming	81-71	W
F 15	San Diego State	81-68	W
F 17	Hawaii	89-94	L
F 22	at Air Force	80-66	W
F 24	at Fresno State	83-95	L
M 2	Utah	85-96	L
M 7	vs. Colorado St.+	84-100	L

Coach: Roger Reid  
Record: 15-13  
\* Cougar Classic  
+ WAC Tournament (Albuquerque)

## 1996-97

Utah State was the lone victim during BYU's 1996-97 season. The Cougars defeated the Aggies in Provo 64-61 on December 10 in front of 20,114 fans. Sophomore Lance Archibald scored 24 points to lead BYU in the win. On the season, the Cougars finished 1-25 overall and 0-16 in the conference. Jeff Campbell's 15.3 points per game average was the team high followed by Justin Weidauer's 8.7 ppg, and freshman Eric Nielsen's 7.8. Head Coach Roger Reid coached the team through seven games and was let go before the Cougars' eighth game against Georgia. Assistant Coach Tony Ingle finished the season at the helm for BYU.



## ROGER REID

Years: 1989-1996 (8)

Record: 152-77 (.664)

Reid achieved six 20-win seasons while at BYU compiling a 152-77 record, which is the highest winning percentage ever for a BYU coach. He took the Cougars to six postseason tournaments, five NCAA and one NIT. His teams won three WAC titles and two WAC Tournaments. Reid was WAC Coach of the Year and District Coach of the

Year during his first year as head coach in 1989-90. He was an assistant coach for 11 years before taking over the team in 1989. Reid went on to serve as an assistant coach with the Phoenix Suns.



# ALL-TIME SEASON RESULTS

2005-06 BYU BASKETBALL

DATE	OPPONENT	SCORE	W/L
N 22	Cal St.-Fullerton	67-75	L
N 26	at Washington	44-95	L
N 30	Pacific	58-80	L
D 4	at Weber State	80-97	L
D 10	Utah State	64-61	W
D 13	Boise State*	58-65	L
D 14	Houston*	69-89	L
D 21	at Georgia	65-84	L
D 27	at Penn State	53-75	L
D 31	San Diego St. (OT)	86-89	L
J 4	at Wyoming	61-89	L
J 11	Utah	51-61	L
J 16	at TCU	61-101	L
J 18	at SMU	50-75	L
J 23	Rice	59-62	L
J 25	Tulsa	56-72	L
F 1	at UTEP	49-75	L
F 3	at New Mexico	32-74	L
F 6	at Utah	49-85	L
F 8	Wyoming	60-72	L
F 13	TCU	80-92	L
F 15	Southern Methodist	62-74	L
F 20	at Tulsa	65-80	L
F 22	at Rice	44-68	L
F 27	New Mexico	49-90	L
M 1	UTEP	76-81	L

Coach: Roger Reid/Tony Ingle

Record: 1-25

\* Cougar Classic

## 1997-98

Upsetting 15th-ranked New Mexico in "The Pit," winning the Cougar Classic and making the WAC postseason tournament in Las Vegas are some of the accomplishments of Steve Cleveland's 1997-98 team. The Cougars finished 9-21 overall and 4-10 in the WAC, good enough for sixth place in the Mountain Division. Senior Justin Weidauer and newcomers Ron Selleaze and Mekell Wesley were the big three for the Cougars. Behind Weidauer's career-high 22 points the Cougars upset New Mexico in Albuquerque snapping the nation's second-longest home winning streak at 41 games. On the same trip the Cougars beat UTEP in El Paso completing the road sweep of those teams for the first time since the 1990-91 season. Selleaze joined the team in mid-December and still managed to lead the team in scoring, averaging 16.8 points per game. He was selected second team All-WAC and Mountain Division Newcomer of the Year. Wesley was named to the All-Mountain Newcomer Team

and was voted MVP of the Cougar Classic, which the Cougars won beating Weber State and Pepperdine. The Cougars set a school record for three-point attempts at 638.

DATE	OPPONENT	SCORE	W/L
N 14	at San Diego St.	73-59	W
N 19	Washington State	49-78	L
N 21	Oregon	67-74	L
N 29	at Utah State	69-72	L
D 2	Penn State	50-80	L
D 6	at Boise State	67-83	L
D 9	Washington	68-83	L
D 12	Weber State*	83-70	W
D 13	Pepperdine*	53-52	W
D 22	at California	64-68	L
D 27	at Hawaii	53-73	L
D 28	vs. Virginia	54-72	L
D 29	vs. Ohio State	72-65	W
J 5	at Tulsa	57-53	W
J 10	Utah	61-71	L
J 17	Wyoming	60-41	W
J 22	Colorado State	44-55	L
J 22	at UNLV	63-76	L
J 24	at Air Force	61-80	L
J 29	New Mexico	54-72	L
J 31	UTEP	59-68	L
F 5	at Utah	68-83	L
F 7	Tulsa	59-65	L
F 12	at Colorado State	74-83	L
F 14	at Wyoming	54-77	L
F 19	Air Force	79-60	W
F 21	UNLV	76-84	L
F 26	at New Mexico	83-62	W
F 28	at UTEP (3OT)	76-75	W
M 3	vs. Tulsa+	56-59	L

Coach: Steve Cleveland


Record: 9-21

\* Cougar Classic

+ WAC Tournament (Las Vegas)

## 1998-99

BYU continued to improve from last season posting a 12-16 record and was the first Cougar team to win a WAC Tournament contest since 1994. The tournament upset over heavily favored TCU 90-74 was the highlight of the season. The Cougars entertained the toughest schedule in the WAC that featured four Pac-10 teams and 13 games against schools that earned postseason tournament berths. Other non-conference games included NCAA No. 1 seed Auburn, No. 10 ranked Arizona, NIT



Terrell Lyday averaged 22.7 points in the 2001 conference tournament leading BYU to the title. Lyday was a first-team All-MWC selection his senior season.

Champion California, and NIT semifinalist Oregon. The Cougars were led by freshman Mark Bigelow and forward Silester Rivers. Bigelow led the Cougars in scoring averaging 15 points per game, including a 33-point performance in front of his home-state fans at Washington State. The total was the second highest for a freshman behind Danny Ainge's 36-point game. Bigelow was named WAC Freshman of the Year and was selected to the WAC Newcomer Team and All-WAC Second Team. He also led the team in rebounding (6.7 rpg) and steals (1.4). Other highlights include a second straight Cougar Classic title and Mekeli Wesley's game-winning three-point shot, well beyond the arc, to beat Hawaii-capping a double-digit comeback.

DATE	OPPONENT	SCORE	W/L
N 13	Wofford	73-67	W
N 19	at Weber State	80-83	L
N 23	at Auburn	43-62	L
N 28	Arizona (OT)	74-78	L
D 1	Denver	89-71	W
D 5	at Oregon	62-93	L
D 8	at Washington St.	69-70	L
D 11	Louisiana Tech*	76-68	W
D 12	CS-Northridge*	84-78	W
D 19	California	70-71	L
D 22	at UC-Irvine	75-82	L
J 2	Utah State	61-59	W
J 9	at Utah	54-75	L
J 14	at San Diego State	83-76	W
J 16	at Hawaii	60-59	W
J 21	San Jose State	75-44	W
J 23	Fresno State	75-79	L
J 28	at UTEP	72-87	L
J 20	at New Mexico	68-78	L
F 6	Utah	46-71	L
F 11	Hawaii	81-68	W
F 13	San Diego State	93-76	W
F 18	at Fresno State	71-80	L
F 20	at San Jose St. (OT)	74-76	L
F 25	New Mexico	64-85	L
F 27	Texas-ElPaso	85-64	W
M 2	vs. TCU+	90-74	W
M 4	vs. Utah+	62-81	L

Coach: Steve Cleveland

Record: 12-16

\* Cougar Classic

+ WAC Tournament (Las Vegas)

## 1999-2000

In just his third season Head Coach Steve Cleveland brought the magic back to BYU basketball. Cleveland led the Cougars to a 22-11 overall record and a National Invitation Quarterfinal finish, including an appearance in the inaugural Mountain West Tournament Championship game in Las Vegas. It was the most wins recorded by BYU since the 1994-1995 season. Not only was it BYU's first 20-win season in five years but those wins came against the toughest schedule of any



## STEVE CLEVELAND

Years: 1997-2005 (8)

Record: 138-108 (.561)

Having rebuilt a BYU basketball program that had a 1-25 record prior to his arrival, Cleveland achieved a conference title in his fourth season and guided BYU to five consecutive postseason tournaments. Coming off his second conference championship in 2003, Cleveland was named the MWC Coach of the Year after his team finished 23-9 and earned an NCAA Tournament berth. With its invitation in 2004, BYU competed in three NCAA Tournaments under Cleveland (2001, 2003, 2004). In 2000-01, BYU finished 24-9 while earning its first conference tournament title since 1992, its first regular season championship since 1993 and its first NCAA bid since 1995. In 2001-02, Cleveland's team upset No. 13 Stanford and during 2003-04 the Cougars upset then No. 25 Oklahoma State, who went on to win the Big 12 title and advance to the NCAA Final Four. He left BYU ranked fourth all-time in coaching victories and second all-time in Marriott Center wins.





The Cougar bench erupts after Trent Whiting grabs a rebound to seal a victory over New Mexico in the 2001 MWC Championship game.

MWC team. BYU played 10 schools that qualified for the postseason and went 9-7 overall in those games. Power forward Mekell Wesley and junior college transfer Terrell Lyday led the Cougars. Wesley finished the year averaging 16.8 points per game and led the Cougars with 5.8 rebounds per game while earning second-team All-MWC honors. Lyday led the conference in steals and led the Cougars in scoring averaging 17.1 points per game. He was named MWC Newcomer of the Year. The renewed magic was not unnoticed. The Cougars landed a top-20 recruiting class including the best in-state players as well as top LDS players in the country.

DATE	OPPONENT	SCORE	W/L
N 20	Cal St.-Riverside	91-62	W
N 24	Southern Utah	92-66	W
D 1	at Arizona	62-86	L
D 4	at Denver	81-58	W
D 7	Arizona State	78-67	W
D 10	Texas Southern*	76-61	W
D 11	Weber State*	66-53	W
D 18	S. Carolina State	76-43	W
D 21	at South Alabama	63-64	L
D 23	at Fla. Int. (OT)	83-75	W
D 29	at CS-Santa Barb.	57-48	W
J 5	UC-Irvine	77-66	W
J 8	at Utah State	82-73	W
J 10	at UNLV	77-75	W
J 15	Utah	49-56	L
J 20	Wyoming	87-78	W
J 22	Colorado State	68-47	W
J 27	at Air Force	55-60	L
J 29	at New Mexico	69-78	L
F 3	at San Diego State	72-50	W
F 12	at Utah	62-77	L
F 17	New Mexico	74-78	L
F 19	UNLV	83-82	W
F 24	at Colorado State	54-68	L
F 26	at Wyoming	70-85	L
M 2	Air Force	73-52	W
M 4	San Diego State	67-50	W
M 9	vs. New Mexico ^	55-43	W
M 10	vs. Utah ^	58-54	W
M 11	at UNLV ^	56-79	L
M 15	Bowling Green+	81-54	W
M 20	So. Illinois+	82-57	W
M 22	at Notre Dame+	52-64	L

Coach: Steve Cleveland  
Record: 22-11

\* Cougar Classic  
^ MWC Tournament (Las Vegas)  
+ NIT

## 2000-2001

BYU finished 24-9 and earned its first conference tournament title since 1992, its first regular season championship since 1993, and its first NCAA bid since 1995. The Cougars went 10-4 in Mountain West Conference play to earn a three-way share of the title with Utah and Wyoming. BYU won the MWC Tournament and earned an automatic bid to the NCAA Tournament with wins over Air Force, Wyoming and New Mexico at the Thomas & Mack Center in Las Vegas. BYU, the 12th seed, lost its first-round NCAA game at Cox Arena in San Diego to No. 5-seed Cincinnati. Mekell Wesley was the MWC Player of the Year and guards Terrell Lyday and Trent Whiting were named to the MWC First and Second Team respectively. As a team, BYU led the nation in free throw shooting (.780) and had the nation's best single-game field goal percentage, making 70.8 percent vs. Elon College.

DATE	OPPONENT	SCORE	W/L
N 21	Elon College	100-63	W
N 25	UC Santa Barbara	67-53	W
N 30	at San Francisco	70-80	L
D 2	at Arizona State	52-80	L
D 7	Florida Intl.	78-50	W
D 9	vs. Rice	59-49	W
D 14	Southern Utah	58-52	W
D 16	Utah State	69-67	W

D 21	vs. Boise State*	83-67	W
D 22	vs. Iowa St.*	71-77	L
D 23	vs. USC*	67-70	L
D 28	at Weber State	84-75	W
D 30	South Alabama	64-42	W
J 2	Idaho	75-47	W
J 6	Texas A&M Corpus C.	84-68	W
J 13	San Diego State	79-50	W
J 15	UNLV	91-63	W
J 20	at Colorado State	55-60	L
J 22	at Wyoming	78-85	L
J 29	Utah	69-61	W
F 1	Air Force	62-45	W
F 3	New Mexico	65-49	W
F 10	at UNLV	56-68	L
F 12	at San Diego State	69-66	W
F 15	Wyoming	79-63	W
F 17	Colorado State	68-51	W
F 24	at Utah	75-82	L
M 1	New Mexico	72-67	W
M 3	Air Force	51-50	W
M 8	vs. Air Force ^	69-54	W
M 9	vs. Wyoming ^	77-66	W
M 10	vs. New Mexico ^	69-65	W
M 15	vs. Cincinnati+	59-84	L

Coach: Steve Cleveland  
Record: 24-9  
\* Yahoo Sports Invitational (Laie, HI)  
^ MWC Tournament (Las Vegas)  
+ NCAA Tournament

## 2001-2002

The Cougars earned their third consecutive postseason appearance and their second NIT berth in the past three seasons going 18-12 overall and tying for 4th at 7-7 in MWC play. The Cougars were spotless at home again for the second year in a row, posting a perfect 16-0 record. Even though the Cougars managed only two victories away from home one of the two came against national powerhouse and 13th-ranked Stanford at the Thomas & Mack Center during the Las Vegas Showdown on December 22. Junior guard Travis Hansen led the team in scoring (15.6) and rebounding (6.3), and totaled a 30-point, 17-rebound effort at Pepperdine. His 17 boards is the most ever by a BYU guard. Hansen was named Second Team All-MWC at season's end. Freshman Jared Jensen earned MWC Co-Freshman of the Year honors joining Jason Straight of Wyoming. Matt Montague averaged 7.2 assists per game to finish sixth nationally. He also set the single-season assists mark with 217 and became the all-time assists leader at BYU, passing Danny Ainge. Montague finished his career with 570 total assists. BYU beat UC Irvine in the first round of the NIT Tournament in Provo but fell short in the second round to eventual NIT Champions Memphis Tigers in Memphis. BYU finished the season with the nation's longest homecourt winning streak at 36 games.

DATE	OPPONENT	SCORE	W/L
N 17	at Univ. of San Diego	70-59	W
N 24	Arizona State	82-70	W
N 28	at UC Santa Barbara	58-68	L
D 1	at Utah State (OT)	81-90	L
D 5	Weber State	65-47	W
D 8	Creighton	61-52	W
D 12	Fort Lewis	101-53	W
D 15	Idaho	70-48	W
D 22	vs. No. 13 Stanford*	81-76	W
D 27	CS Northridge	84-70	W
D 29	Southern Utah	79-58	W
J 2	San Francisco	65-51	W
J 5	at Pepperdine (OT)	79-82	L
J 12	San Diego State	75-64	W
J 15	UNLV	60-47	W
J 19	at New Mexico	58-73	L
J 21	at Air Force	64-74	L
J 28	at Utah	66-71	L
F 2	Wyoming	85-70	W
F 4	Colorado State	57-72	W
F 9	at UNLV	70-73	L
F 11	at San Diego State	73-77	L
F 16	New Mexico	68-62	W
F 18	Air Force	67-51	W
F 23	Utah	63-61	W
F 28	at Wyoming	60-76	L
M 2	at Colorado State (OT)	75-79	L
M 7	vs. San Diego State ^	51-62	L
M 14	UC Irvine +	78-55	W
M 20	at Memphis +	69-80	L

Coach: Steve Cleveland  
Record: 18-12  
\* Las Vegas Showdown  
^ MWC Tournament (Las Vegas)  
+ NIT

## 2002-2003

BYU claimed a share of the Mountain West Conference regular-season title and an NCAA bid for the second time in the last three years. Playing among the nation's toughest schedules, including 11 different conferences on its non-league slate, the Cougars finished the year 23-9 overall and earned their 26th conference title going 11-3 in MWC games along with Utah. Unfortunately, BYU had its worst shooting game while losing a close game to No. 5-seed Connecticut at the NCAA Tournament in Spokane, Wash. BYU swept the Front Range trip to Wyoming and CSU for the first time since 1993. BYU Coach Steve Cleveland was named the MWC Coach of the Year and senior guard Travis Hansen was one of two consensus first-team All-MWC players and the MWC's Co-Defensive Player of the Year. The Cougars had the MWC's top defense and also won the preseason Paradise Jam title in St. Thomas, U.S. Virgin Islands. Hansen led the team in scoring (16.8) and blocks (2.0) and was second in assists (2.4) and rebounds (4.8). Mark Bigelow, a third-team



In 2003, BYU enjoyed its second trip to the NCAA Tournament under Steve Cleveland. The Cougars played well but came up short in a 58-53 loss to fifth-seed Connecticut with Emeka Okafor and Ben Gordon.



# ALL-TIME SEASON RESULTS

2005-06 BYU BASKETBALL

## CUMULATIVE MARRIOTT CENTER COACHING RECORDS

1971-72	Stan Watts	12-0	1.000
1972-75	Glenn Potter	26-13	.641
1975-83	Frank Arnold	81-28	.743
1983-89	Ladell Andersen	71-21	.783
1989-96	Roger Reid	92-18	.821
1996-97	Tony Ingle	0-9	.000
1997-05	Steve Cleveland	90-26	.776
1971-2005	COMBINED	372-115	.764

All-MWC selection, was second in scoring (13.9), third in rebounding (3.7) and the team's top three-point shooter (63). Rafael Araujo, a third-team All-MWC pick, was the third-leading scorer (12.0) and top rebounder (8.9). Sophomore forward Jared Jensen, who received All-MWC honorable mention, added 7.5 points and 3.3 rebounds while JC transfer Kevin Woodberry averaged 6.3 points and 2.5 assists. BYU's 22,702 attendance vs. CSU in its last home game was the largest crowd since 1992 and the 21st largest crowd in school history. BYU had the nation's No. 1 average season increase in attendance to average 14,468 and rank 17th nationally for the year. BYU finished the season 13-1 at home.

DATE	OPPONENT	SCORE	W/L
N 22	vs. Toledo*	71-56	W
N 23	vs. Kansas State*	73-64	W
N 25	vs. St. Bonaventure*	66-57	W
N 30	Rice	95-56	W
D 4	at Arizona State	64-60	W
D 7	at Creighton	64-74	L
D 11	San Diego	64-49	W
D 14	Utah State	66-56	W
D 21	UC Santa Barbara	69-56	W
D 23	at Univ. San Francisco	72-84	L
D 28	Southern Utah	93-60	W
J 2	Pepperdine	84-68	W
J 4	vs. Oklahoma State#	65-78	L
J 8	at Weber State	69-75	L
J 11	Idaho State	77-58	W
J 16	UNLV	85-77	W
J 20	at San Diego State	80-69	W
J 25	Utah	75-79	L
F 1	New Mexico	80-64	W
F 3	Air Force	65-33	W
F 8	at Wyoming	74-66	W
F 10	at Colorado State	77-68	W
F 14	at UNLV	54-61	L
F 17	San Diego State	66-64	W
F 24	at Utah	64-71	L
M 1	at Air Force	56-43	W
M 3	at New Mexico	91-81	W
M 6	Wyoming	69-50	W
M 8	Colorado State	67-55	W
M 13	vs. New Mexico ^	71-56	W
M 14	vs. Colorado State ^ (OT)	80-86	L
M 20	vs. Connecticut+	53-58	L

Coach: Steve Cleveland

Record: 23-9

\* Paradise Jam Tournament (Virgin Islands)

# All-College Classic (Oklahoma City)

^ MWC Tournament (Las Vegas)

+ NCAA Tournament (Spokane, Wash.)

### 2003-2004

The BYU Cougars earned their second straight NCAA Tournament berth and the third in four years after finishing in second place in the Mountain West Conference. The Cougars posted a 21-9 overall record and a 10-4 MWC mark, finishing with a nine-game winning streak, their longest string of victories since the 1992-93 campaign. BYU lost to eventual MWC Tournament Champion Utah 51-54 in the final seconds of the MWC semifinal game and was then narrowly defeated in the first round of the NCAA Tournament as a 12 seed by defending national champion and No. 5 seed Syracuse. The Cougars started the season 10-3 in preseason play with wins over the PAC 10's USC and in-state rival Weber State as well as Idaho State and Santa Clara to capture the 2003 Cable Car Classic title. The Cougars also scored big in defeating Oklahoma State 76-71 Dec. 6 in the Delta Center, handing the Final Four contenders one of their only three losses on the season. In conference play, the Cougars started out slow but hit their stride in the middle of February, winning their last eight regular-season games. The Cougars extended their non-conference home win streak to 40 games in 2003-04 and were perfect at home for the third time in Steve Cleveland's seven-year BYU career, going 13-0 and extending their overall home win streak to 18 games. Senior Center Rafael Araujo, who led the team and finished second in the MWC with 18.4 points, 10.1 rebounds and 1.43 steals per

game, earned MWC Co-Player of the Year honors and was a First Team MWC pick. Araujo was also named to the Basketball Times All-America Second Team and the Associated Press All-America Honorable Mention Team. The Brazilian center was selected as the No. 8 pick overall in the 2004 NBA Draft by the Toronto Raptors. Mark Bigelow, a Second Team MWC selection, led BYU in free throw percentage (.806, 104-129) and was second in points per game with 13.4. Newcomer Mike Hall, the MWC Defensive Player of the Year and Third Team pick, finished the season tied for first on the team in steals with 1.4 per game. True freshman Mike Rose led the MWC in three-point field goal percentage at 46 percent (28-61) and set a single-game three-point record with eight against Southern Utah. Senior Luiz Lemes led the team and finished third in the MWC in assists with 4.53 per game. As a team, the Cougars led the MWC in free-throw percentage (.724), assists (14.83 apg) and field-goal percentage (.487), a mark that also ranked eighth nationally. BYU also led the league in attendance, averaging 15,300 fans per game including the highest Marriott Center attendance since 1992 with 22,718 fans for BYU's contest against Utah.

DATE	OPPONENT	SCORE	W/L
N 21	Southern Utah	88-54	W
N 26	at California	46-47	L
N 29	Utah Valley State	84-65	W
D 2	at Boise State	75-69	W
D 6	vs. Oklahoma State	76-71	W
D 10	Western Oregon	92-56	W
D 13	Southern California	85-61	W
D 20	Weber State	86-65	W
D 23	at Utah State	74-76	L
D 29	vs. Idaho State*	90-66	W
D 30	at Santa Clara*	68-66	W
J 2	Saint Mary's College	70-55	W
J 7	at North Carolina State	62-89	L
J 12	at San Diego State	61-65	L
J 17	Colorado State	82-53	W
J 19	Wyoming	78-64	W
J 24	at Air Force	52-74	L
J 26	at New Mexico	63-65	L
J 31	at Utah	56-64	L
F 7	UNLV	64-61	W
F 9	San Diego State (OT)	83-69	W
F 14	at Wyoming	67-53	W
F 16	at Colorado State	79-73	W
F 21	New Mexico	88-71	W
F 23	Air Force	67-61	W
M 1	Utah	70-57	W
M 6	at UNLV	89-88	W
M 11	vs. Wyoming ^	79-74	W
M 12	vs. Utah ^	51-54	L
M 18	vs. Syracuse#	75-80	L

Coach: Steve Cleveland

Record: 21-9

\* Cable Car Classic (Santa Clara)

^ MWC Tournament (Denver)

# NCAA Tournament (Denver)

### 2004-2005

In uncharacteristic fashion, the young and injury-plagued 2004-05 Cougars struggled through a 9-21 season, finishing the year 6-8 at home, 2-9 away and 1-4 on a neutral floor while compiling a 3-11 MWC record. The Cougars played the toughest schedule among Mountain West Conference teams for the second straight year as they faced two Atlantic Coast Conference teams, four Pacific-10 teams, six teams that went to the NCAA tournament and one that played in the National Invitational Tournament, giving BYU valuable experience against the nation's top teams. The prestigious Maui Invitational proved a challenging way

to begin the season for BYU as they faced a tournament field that included No. 11 North Carolina, No. 13 Louisville, No. 15 Texas and No. 25 Stanford. After losing to the Tar Heels and the Cardinal, the Cougars earned their first win of the season against tournament-host Chaminade with four BYU players scoring in double figures led by senior Jensen with 16 points. The Cougars continued to battle throughout the rest of nonconference play, going 6-10 with wins against Boise State, Weber State, Southern Utah, Santa Clara and Montana State Billings in a 110-70 shootout. After earning splits with New Mexico, Colorado State and UNLV and being swept by Utah, Air Force, Wyoming and Colorado State enroute to a 3-11 MWC record, BYU opened the MWC Tournament against the league's hottest team, the Lobos, who entered the game on a seven-game winning spree. New Mexico kept the streak alive, defeating BYU 85-71, before going on to win the tournament championship, marking the sixth straight year that the Cougars have either won the tournament or been knocked out by the eventual champion. Senior Mike Hall led the way for the Cougars, averaging 13.9 points per game and ranking fourth in the league in steals, earning third team All-MWC honors. Sophomore point guard Austin Ainge had a breakout year as the Cougar point guard, ranking third in the conference in assists (4.1), and was named honorable mention All-MWC. Sophomore transfer Keena Young made his presence known in his first season at BYU, leading the team in rebounds (5.6). BYU also said goodbye to seniors Terry Nashif and Jared Jensen, who finished his Cougar career ranked No. 1 all-time among BYU centers in career free throw percentage (.809) and tied for No. 2 all-time in career field goal accuracy (.567).

DATE	OPPONENT	SCORE	W/L
N 22	vs. North Carolina*	50-86	L
N 23	vs. Stanford*	53-62	L
N 24	at Chaminade*	77-56	W
N 27	California	64-67	L
D 1	at Utah State	57-71	L
D 4	at USC	82-87	L
D 8	Boise State	90-77	W
D 11	vs. Washington State#	46-49	L
D 18	Utah State	62-84	W
D 21	NC State	61-72	L
D 23	at Weber State	79-61	W
D 28	Southern Utah	77-52	W
D 31	Santa Clara	87-74	W
J 4	at Saint Mary's	51-72	L
J 8	San Diego State	57-59	L
J 11	MSU-Billings	110-70	W
J 15	at Colorado State	67-74	L
J 17	at Wyoming	71-83	L
J 22	Air Force	49-52	L
J 24	New Mexico	68-53	W
J 31	Utah	58-72	L
F 5	at UNLV (OT)	82-72	W
F 7	at San Diego State	58-66	L
F 12	Wyoming	58-59	W
F 14	Colorado State	50-49	W
F 19	at New Mexico	72-91	L
F 21	at Air Force	39-70	L
F 26	at Utah	60-69	L
M 5	UNLV	66-76	L
M 10	vs. New Mexico ^	71-85	L

Coach: Steve Cleveland

Record: 9-21

\* EA SPORTS Maui Invitational

^ MWC Tournament (Denver)





## BYU'S CONFERENCE CHAMPIONS (26 TITLES)

### 1918-19

The 1918-19 team won BYU's first Rocky Mountain Conference Western Division title. Despite a season shortened by an influenza epidemic, the Cougars came out on top to set the precedent for BYU Men's Basketball.

### 1921-22

BYU won its second title in the Western Division with a 3-1 conference record, beating out rivals from the Univ. of Utah.

Championship for the first time since 1924. The Cougars were led by Floyd Millet and Jay Whitman, both First Team All-Conference Selections.

### 1933-34

The Cougars finished the season 9-3 in conference and 18-11 overall to win the Western Division title for the third year in a row. BYU once again met Wyoming in the Championship playoff series, but the Cougars were defeated 2-1.

### 1950-51

The Cougars repeated as Skyline Conference Champions and won their third title in four years with a 15-5 record in Conference and an amazing 28-9 record overall. Once again led by Roland Minson and Mel Hutchins, the Cougars were ranked as high as third nationally and went on to win the NIT. They also set a school record with a 91-point offensive showcase against Denver.

### 1956-57

The Cougars won their last Skyline Conference Championship in this season, finishing 11-3 in conference and 19-9 overall. Led by Tom Steinke and John Benson, who each averaged almost 20 points per game, BYU went on to finish third in the NCAA West Regionals.

### 1964-65

The 1964-65 team won the first WAC championship for BYU and first conference title since 1957. The team finished the season with a 21-7 mark and were ranked sixth nationally in the final wire service poll of the season. BYU finished second to Miami (Fla.) in scoring offense. John Fairchild was named WAC Player of the Year and led the team with 21.5 points a game.



1947-48 Champions

### 1923-24

A 7-1 conference record gave the Cougars their third Western Division title. They met the Eastern Division winner, Colorado College, in the first playoff series in a decade. BYU won the series 2-1 and was crowned the undisputed Rocky Mountain Conference Champion.

### 1924-25

BYU repeated its championship run and once again won the Western Division title, finishing 6-2 in conference and 11-6 overall. The title was the third in four years for the Cougars. BYU once again met Colorado College in the Conference Championship Series but was swept in Colorado Springs.

### 1931-32

Led by Sophomore Elwood Romney, a First Team All-Conference Selection, BYU tied with Utah for the West title and then defeated the Utes in a one-game playoff, earning the chance to meet Wyoming in the Conference Championship Series. Despite an 8-4 conference finish, the Cougars were swept by the Cowboys.

### 1932-33

For the second straight season, the Western Division ended in a tie between BYU and Utah. After going 9-3 in conference and 18-7 overall, The Cougars once again defeated the Utes and met Wyoming in the Championship Series. This time, BYU emerged victorious, winning 2-1 and thus winning the Conference

### 1942-43

After switching to the Skyline Conference in 1937, the 1942-43 Cougars won their first Skyline Conference Western Division title. A 7-1 conference record earned the team the opportunity to play Wyoming in the Championship Series. However, despite the efforts of First Team All-Conference Selection Brady Walker, the Cougars lost to Wyoming in three straight games.

### 1947-48

As the conference consolidated into one Division, the Cougars finished 8-2 and took first place. Joe Nelson and Randy Clark were both named First Team All-Conference players. Nelson led the Skyline Conference in scoring, racking up 203 points in conference play and averaging 20.3 points per game.

### 1949-50

After winning the conference preseason trophy, the Cougars finished 14-6 in Conference and had their first 20-win season, going 22-12. BYU was led by a talented trio consisting of Joe Nelson, Roland Minson, and Mel Hutchins, each averaging over 10 points per game. All three players earned NCAA honors at season's end.

## ALL-TIME BYU CONFERENCE CHAMPIONS

1919 - Rocky Mountain  
1922 - WAC  
1924 - Rocky Mountain  
1925 - Rocky Mountain  
1932 - Rocky Mountain  
1933 - Rocky Mountain  
1934 - Rocky Mountain  
1943 - Skyline  
1948 - Skyline  
1950 - Skyline

1951 - Skyline  
1957 - Skyline  
1965 - WAC  
1967 - WAC  
1969 - WAC  
1971 - WAC  
1972 - WAC  
1979 - WAC  
1980 - WAC  
1983 - WAC

1988 - WAC  
1990 - WAC  
1992 - WAC  
1993 - WAC  
2001 - MWC  
2003 - MWC

Overall: 26 Titles

### 1966-67

The Cougars surprised many by winning a share of the WAC title and finishing 14-10. There were no real standouts on the team as eight players won game high honors during the season. BYU remained undefeated for the second straight year at home.

### 1965-66 Champions





# CONFERENCE CHAMPIONS

2005-06 BYU BASKETBALL



1979-80 Champions

## 1968-69

BYU finished the season at 17-12 and had been picked in the preseason polls to finish third or lower. They won a first round berth in the NCAA Tournament but lost to New Mexico State. Remarkably, six players ended the season with scoring averages in double figures.

## 1970-71

The 1970-71 team was picked to finish sixth in the WAC preseason polls. The Cougars finished 18-11 to grab the WAC title. They lost to the eventual NCAA champion UCLA in the NCAA Regionals. The team was led by Bernie Fryar, who averaged 19.2 points and Steve Kelly who scored 17.9 points per game.

## 1971-72

The 1971-72 season was Coach Stan Watts' final year and one of the most exciting in Cougar history. The team finished with a 21-5 record and made it to the NCAA Tournament. The year was the first that games were played in the Marriott Center. Kresimir Cosic was the team's leading scorer, averaging 22.3 points per game.

## 1978-79

One of the most exciting aspects of the 1978-79 season was the expectations that Cougar success would carry over into the next year. The Cougars were 20-8 and were led by Danny Ainge with 18.4 points per game. Ainge moved into the top 10 in BYU scoring history after just two seasons. The Cougars made it to the first round of the NCAA playoffs.

## 1979-80

A record of 24-5 was the best yet for a BYU team. The Cougars had been ranked as high as sixth by sports writ-

ers. All the starters from the previous year returned to help defend the WAC title. Danny Ainge once again led the team with 19.1 points per game, and moved into first place on the BYU all-time scoring list. The team had four future NBA players; Ainge, Devin Durrant, Fred Roberts and Greg Kite.

## 1982-83

Although the 1982-83 team finished in a three-way tie for the WAC championship, it was the first time in the previous five years that the Cougars did not advance to postseason play. The team's record was 15-14. Devin Durrant led BYU in scoring with 22.8 points per game. Greg Kite led the team in rebounding with 8.8 per game.

## 1987-88

In the 70-year history of BYU basketball, only the 1950-51 team had more victories than the 1987-88 team, and no team had a better winning percentage. The Cougars finished 26-6 in season play winning 17 games in a row to start the year, a BYU basketball record. The team was led by All-American Michael Smith who averaged 21.2 points and 7.8 rebounds per game.

## 1989-90

The Cougars went 21-9 and exceeded all expectations by winning the WAC title. The team was projected to finish sixth. They went on to lose a heart-breaker in the NCAA East Regional to Clemson 49-47. It was Roger Reid's first year as head coach. Marty Haws led the team in scoring with 18.5 points and 4.1 assists per game. Andy Toolson averaged 18.3 points per game.

## 1990-91

With a 21-13 record, BYU finished in second place during the regular season in the WAC but went on to win the WAC Tournament and then advanced to the second round of the NCAA Tournament. Freshman Shawn Bradley led the nation in blocked shots with 177 and averaged 14.8 points a game. Steve Schreiner scored 14.2 points per game.

## 1991-92

Few thought at the beginning of the season that BYU would finish the season 25-7 and win the WAC. The Cougars went on to defeat UTEP in dramatic fashion at the WAC Tournament thanks to a 54-foot buzzer-beater by Kevin Nixon. The Cougars ran into Shaq and LSU in the first round of the NCAA Tournament to end the season. Gary Trost led the team in scoring with 14.2 points per game.


## 1992-93

The Cougars posted a 25-9 record, including 15-1 in the WAC, which tied the conference record for most wins. Nick Sanderson set a school record in three-point attempts for a

season with 209. Russell Larson set a new school record in field goal percentage at .631. Gary Trost led the team in scoring for the second straight year with 15.2 points per game. BYU lost to Kansas in the second round of the NCAA Tournament.

## 2000-01

BYU finished 24-9 while earning its first conference tournament title since 1992, its first regular season championship since 1993 and its first NCAA bid since 1995. The Cougars went 10-4 in Mountain West Conference play to earn a three-way share of the title with Utah and Wyoming. BYU won the MWC Tournament and earned the automatic bid to the NCAA Tournament with wins over Air Force, Wyoming and New Mexico at the Thomas & Mack Center in Las Vegas. BYU, the 12th seed, lost its first round NCAA game at Cox Arena in San Diego to No. 5-seed Cincinnati. Mekeli Wesley was the MWC Player of the Year and guards Terrell Lyday and Trent Whiting were named to the MWC First and Second Team, respectively. As a team, BYU led the nation in free throw shooting (.780) and had the nation's best single-game field goal percentage, making 70.8 percent vs. Elon College.



Travis Hansen cuts down the net after celebrating the 2002-03 MWC Championship in the Marriott Center

## 2002-03

BYU claimed a share of the Mountain West Conference regular season title and an NCAA bid for the second time in three years. Playing among the nation's toughest schedules, including 11 different conferences on its non-league slate, the Cougars finished the year 23-9 overall and earned their 26th conference title, going 11-3 in MWC games along with Utah. BYU Coach Steve Cleveland was named the MWC Coach of the Year and senior guard Travis Hansen was one of two consensus first-team All-MWC players and the MWC's Co-Defensive Player of the Year. The Cougars had the MWC's top defense and also won the preseason Paradise Jam title in St. Thomas, U.S. Virgin Islands. Hansen led the team in scoring (16.8) and blocks (20) and was second in assists (2.4) and rebounds (4.8). BYU's 22,702 attendance vs. CSU in its last home game was the largest crowd since 1992 and the 21st largest crowd in school history. BYU had the nation's No. 1 average season increase in attendance to average 14,468 and rank 17th nationally for the year. BYU finished the season 13-1 at home.



Mekeli Wesley and Terrell Lyday were a big reason the 2000-01 Cougars won both the MWC regular season and tournament championships.



## ALL-CONFERENCE PERFORMERS

**1930-31 (Rocky Mountain Conference)**  
Elwood Romney, BYU, Fr. 1st

**1931-32**  
Elwood Romney, BYU, So. 1st

**1932-33**  
Floyd Millet, BYU, Fr. 1st  
Jay Whitman, BYU, Fr. 1st

**1933-34**  
Floyd Millet, BYU, So. 1st  
Jay Whitman, BYU, So. 1st

**1936-37**  
Earl Giles, BYU, Jr. 1st

**1940-41 (Mountain States Conference)**  
Duane Esplin, BYU, Fr. 1st

**1942-43**  
Brady Walker, BYU, Fr. 1st

**1947-48**  
Joe Nelson, BYU, So. 1st  
Randy Clark, BYU, So. 1st

**1948-49**  
Joe Nelson, BYU, Jr. 1st

**1950-51**  
Roland Minson, BYU, Jr. 1st  
Mel Hutchins, BYU, Sr. 1st

**1952-53**  
Joe Richey, BYU, Jr. 1st  
Harold Christensen, BYU, Jr. 1st

**1953-54**  
Dean Larsen, BYU, Jr. 1st

**1954-55**  
Terry Tebbs, BYU, So. 1st

**1955-56**  
Terry Tebbs, BYU, Jr. 1st

**1957-58**  
John Nicoll, BYU, Fr. 1st

**1960-61**  
Gary Earnest, BYU, Jr. 1st

**1962-63 (Western Athletic Conference)**  
Bruce Burton, BYU, Sr. 1st  
Gary Batchelor, BYU, Sr. 2nd

**1963-64**  
John Fairchild, BYU, Jr. 1st


**1964-65**  
John Fairchild, BYU, Sr. 1st  
Dick Nemelka, BYU, Jr. 2nd

**1965-66**  
Dick Nemelka, BYU, Sr. 1st  
Jeff Congdon, BYU, Sr. 2nd  
Steve Kramer, BYU, Sr. 2nd

**1966-67**  
Kari Liimo, BYU, So. 1st  
Craig Raymond, BYU, Sr. 2nd  
Jim Jimas, BYU, Sr. 2nd

**1967-68**  
Jim Eakins, BYU, Sr. 1st  
Kari Liimo, BYU, Jr. 2nd  
Marty Lythgoe, BYU, Jr. 2nd

**1968-69**  
Paul Ruffner, BYU, Jr. 2nd  
Marty Lythgoe, BYU, Sr. 2nd



*Mountain States Conference All-Conference First Team selections from left to right: Mel Hutchins, Joe Nelson and Roland Minson.*

Doug Howard, BYU, Jr. 2nd

Doug Richards, BYU, Jr. 2nd

**1969-70**  
Doug Howard, BYU, Sr. 2nd

**1973-74**  
Doug Richards, BYU, Sr. 2nd

**1970-71**  
Kresimir Cosic, BYU, So. 1st

**1975-76**  
Jay Cheesman, BYU, Jr. 1st

**1971-72**  
Kresimir Cosic, Jr. 1st  
Bernie Fryer, BYU, Sr. 1st

**1976-77**  
Jay Cheesman, BYU, Sr. 2nd

**1972-73**  
Kresimir Cosic, BYU, Sr. 1st

**1977-78**  
Danny Ainge, BYU, Fr. 1st

**1978-79**  
Danny Ainge, BYU, So. 1st  
Scott Runia, BYU, Jr. 2nd  
Alan Taylor, BYU, Jr. 2nd

**1979-80**  
Danny Ainge, BYU, Jr. 1st  
Alan Taylor, BYU, Sr. 1st


**1980-81**  
Danny Ainge, BYU, Sr. 1st  
Fred Roberts, BYU, Jr. 1st

**1981-82**  
Fred Roberts, BYU, Sr. 1st  
Steve Trumbo, BYU, Sr. 1st

**1982-83**  
Devin Durrant, BYU, Jr. 1st  
Brett Applegate, BYU, Jr. 2nd



*Left to Right: Steve Kramer, Stan Watts, Jeff Congdon, Jim Eakins (back), Neil Roberts and Dick Nemelka.*



**Fred Roberts**



# ALL-CONFERENCE PERFORMERS

2005-06 BYU BASKETBALL

## ALL-CONFERENCE PERFORMERS

1983-84  
 Devin Durrant, BYU, Sr. 1st  
 Brett Applegate, BYU, Sr. 1st

1984-85  
 Timo Saarelainen, BYU, Sr. 1st

### CONFERENCE AWARDS

#### CONFERENCE PLAYER OF THE YEAR

1964-65 John Fairchild, Sr.  
 1980-81 Danny Ainge, Sr.  
 1982-83 Devin Durrant, Jr.  
 1984-85 Timo Saarelainen, Sr.  
 1987-88 Michael Smith, Jr.  
 2000-01 Mekeli Wesley, Sr.  
 2003-04 Rafael Araujo, Sr.

#### DEFENSIVE PLAYER OF THE YEAR

2002-03 Travis Hansen, Sr.  
 2003-04 Mike Hall, Jr.

#### ALL-DEFENSIVE TEAM

1994-95 Robbie Reid, So.  
 1995-96 Randy Reid, Sr.

#### ALL-NEWCOMER TEAM (END IN 2001)

1995-96 Bryon Ruffner, Jr.  
 1997-98 Ron Selleaze, Jr. +  
 1997-98 Mekeli Wesley, Fr.  
 1998-99 Mark Bigelow, Fr.  
 1999-00 Terrell Lyday, Jr. #  
 2000-01 Trent Whiting, Sr.

#### HONORABLE MENTION ALL-MWC (START IN 2002)

2001-02 Mark Bigelow, Jr.  
 2001-02 Matt Montague, Sr.  
 2001-02 Eric Nielsen, Sr.  
 2002-03 Jared Jensen, So.  
 2004-05 Austin Ainge, So.

#### COACH OF THE YEAR

1989-90 Roger Reid  
 1991-92 Roger Reid  
 2002-03 Steve Cleveland

#### FRESHMAN OF THE YEAR

1990-91 Shawn Bradley  
 1991-92 Russell Larson  
 1998-99 Mark Bigelow  
 2001-02 Jared Jensen

#### MWC ALL-TOURNAMENT TEAM

1999-00 Terrell Lyday  
 2000-01 Terrell Lyday  
 2000-01 Mekeli Wesley  
 2003-04 Rafael Araujo

#MWC Newcomer of the Year  
 +WAC Newcomer of the Year



**JEFF CHATMAN**

1985-86  
 Jeff Chatman, BYU, So. 2nd  
 Bob Capener, BYU, Jr. 2nd

1986-87  
 Michael Smith, BYU, So. 1st

1987-88  
 Michael Smith, BYU, Jr. 1st  
 Jeff Chatman, BYU, Sr. 1st


1988-89  
 Michael Smith, BYU, Sr. 1st

1989-90  
 Marty Haws, BYU, Sr. 1st  
 Andy Toolson, BYU, Sr. 2nd

1990-91  
 Steve Schreiner, BYU, Sr. 1st  
 Shawn Bradley, BYU, Fr. 2nd

1991-92  
 Gary Trost, BYU, Jr. 1st  
 Nathan Call, BYU, Sr. 2nd

1992-93  
 Gary Trost, BYU, Sr. 1st



**KEN ROBERTS**

1993-94  
 Russell Larson, BYU, Jr. 1st

1994-95  
 Russell Larson, BYU, Sr. 1st  
 Kenneth Roberts, BYU, Jr. 1st

1995-96  
 Kenneth Roberts, BYU, Sr. 1st

1997-98  
 Mountain Division  
 Ron Selleaze, BYU, Jr. 2nd

1998-99  
 Pacific Division  
 Mark Bigelow, BYU, Fr. 2nd

1999-00 (Mountain West Conference)  
 Mekeli Wesley, BYU, Jr. 2nd

2000-2001  
 Mekeli Wesley, BYU, Sr. 1st  
 Terrell Lyday, BYU, Sr. 1st  
 Trent Whiting, BYU, Sr. 2nd

2001-2002  
 Travis Hansen, BYU, Jr. 2nd

2002-2003  
 Travis Hansen, BYU, Sr. 1st  
 Rafael Araujo, BYU, Jr. 3rd  
 Mark Bigelow, BYU, Jr. 3rd


2003-2004  
 Rafael Araujo, BYU, Sr. 1st  
 Mark Bigelow, BYU, Sr. 2nd  
 Mike Hall, BYU, Jr. 3rd

2004-2005  
 Mike Hall, BYU, Sr. 3rd



**MARK BIGELOW**


**2003-04 MWC  
 DEFENSIVE MVP AND  
 TWO-TIME ALL-MWC  
 MIKE HALL**





## BYU'S ALL-AMERICANS

YEAR	PLAYER	POS.	HT.	RECOGNITION
1930-31	Elwood S. Romney			Helms (Consensus)
1947-48	Joe Nelson	F	6-3	Helms (2nd), GlobeTrotters Tour
1950-51	Mel Hutchins	C	6-5	Look Magazine (1st), UPI (3rd), Converse (1st), Helms (1st), Sporting News (1st)
1952-53	Joe Richey	F	6-1	Colliers (2nd), Look Magazine (1st)
1953-54	Dean Larsen	F	6-2	Helms (2nd)
1955-56	Terry Tebbs	G	5-9	UPI Little All-America (1st)
1955-56	Tom Steinke	G	5-10	UPI Little All-America (1st), Helms (2nd)
1964-65	John Fairchild	C	6-8	Helms, Look Magazine
1965-66	Dick Nemelka	G	6-0	Look Magazine (1st), Converse (1st)
1971-73	Kresimir Cosic	C	6-11	UPI, Converse (1st), Helms (1st), Citizen Saving Athletes Foundation
1977-81	Danny Ainge	G	6-5	UPI (1st), AP (1st), Basketball Coaches (1st), Wooden Award, Eastman Award
1982-84	Devin Durrant	F	6-7	Academic All-America (1st), AP (2nd), UPI (3rd), Honorable Mention (AP)
1986-89	Michael Smith	F	6-10	Three-time Academic All-America (1st), UPI (2nd), AP (3rd), Basketball Weekly (3rd), All-America Honorable Mention (Sport. News)
1987-88	Jeff Chatman	F	6-6	All-America Honorable Mention (Sport. News)
1989-90	Andy Toolson	F	6-6	Academic All-America (1st)
1990-91	Shawn Bradley	C	7-6	Basketball Times Freshman (1st)
1991-92	Nate Call	G	6-0	AP All-America Honorable Mention
1992-93	Gary Trost	C	6-10	AP All-America Honorable Mention
1993-94	Randy Reid	G	6-2	Academic All-America (3rd)
1994-95	Russell Larson	F	6-11	Academic All-America (1st)
2000-01	Mekeli Wesley	F	6-9	AP All-America Honorable Mention
2003-04	Rafael Araujo	C	6-11	Basketball Times 2nd Team, AP All-America Honorable Mention




**RAFAEL ARAUJO**

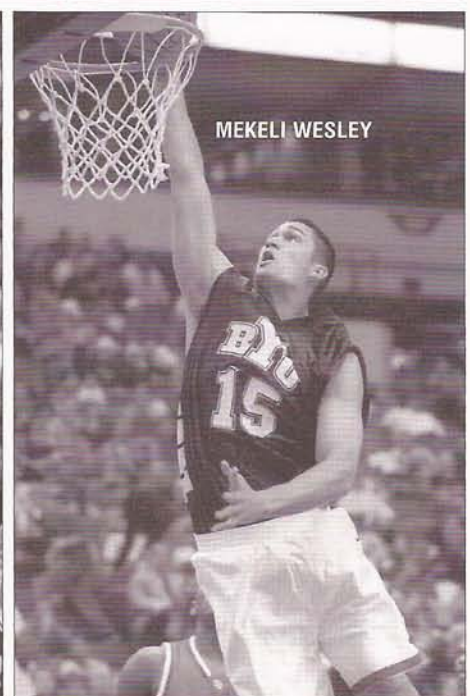
*Rafael Araujo earned All-America accolades in 2003-04 after leading BYU to the NCAA Tournament as its leading scorer and rebounder. He had 32 points and 17 rebounds in BYU's win over eventual Final Four participant Oklahoma State.*



**GARY TROST**




**RUSSELL LARSON**



**MEKELI WESLEY**



## DANNY AINGE 1981 NCAA Player of the Year



Known for his feisty, hard-nosed playing style, Danny Ainge has become one of the most famous athletes to graduate from BYU.

During his four-year career as a Cougar, Ainge was a Consensus All-American, a two-time First Team Academic All-American, the WAC Player of the Year and a four-time All-WAC selection. He set an NCAA record with 112 consecutive games scoring in double digits and broke the BYU and WAC all-time scoring records with 2,467 points.

As a senior in 1981, Ainge led BYU to the 1981 Eastern Regionals. He concluded his senior season by winning the Eastman Award as well as the John Wooden Award — given annually to the top collegiate basketball player in the nation.

Ainge beat out Isiah Thomas (Indiana), Sam Bowie (Kentucky), Mark Aguirre (DePaul), Ralph Sampson (Virginia) and Steve Johnson (Oregon State) to win the Wooden Award. In doing so, he became the fifth winner of the award, joining Marques Johnson, Larry Bird, Phil Ford and Darrell Griffith.

As a two-sport star, Ainge was drafted by both the Toronto Blue Jays for baseball and the Boston Celtics (31st pick) for basketball. After playing four seasons with the Blue Jays, he chose to pursue an NBA career. Ainge was a member of the Celtics' 1984 and 1986 Championship teams, and played in six NBA finals with three different teams (Boston, Portland and Phoenix). He also played for the Sacramento Kings. He became only the third player in NBA history to make 1,000 three-point field goals, finishing his 14-year career with 1,002.

Ainge played in 193 NBA playoff games, which was second all-time (Kareem Abdul-Jabbar, 237) when he retired. He is still third all-time, behind only Jabbar and Robert Horry, and ahead of Magic Johnson, Robert Parrish, John Havlicek and Bill Russell to name a few.

After retiring in 1995, Ainge was an NBA basketball television analyst for Turner Broadcasting for one year before the Phoenix Suns brought him back to the organization as an assistant head coach. Just eight games into the season, he was promoted to head coach and guided his club to a 40-34 record after the team started the season 0-8. He spent the next two-plus seasons as head coach of the Suns and compiled a 136-90 (.602) record before stepping down on December 13, 1999. He then returned for three more seasons with Turner Broadcasting before returning to the Boston Celtics in May 2003 as the Executive Director of Basketball Operations.

His son Austin is a junior on the 2005-06 BYU basketball team. Ainge was inducted into the GTE Academic All-America Hall of Fame in May 2000.



### DANNY AINGE COLLEGE HONORS

- Eastman Award (1981 Player of the Year NABC)
- John Wooden Award
- MVP NABC All-Star Game
- Naismith All-America First Team
- NBA Coaches All-America First Team
- NABC (Kodak-Coaches) All-America First Team
- Associated Press All-America First Team
- Basketball Writers Association All-America First Team
- United Press International All-America First Team
- The Sporting News All-America First Team
- Pizza Hut First Team
- District 7 Player of the Year
- Western Athletic Conference Player of the Year
- Four-time All-WAC selection
- Two-time Academic All-America Team

### OTHER COLLEGE ACCOMPLISHMENTS

- Set NCAA record with 112 consecutive games scoring in double figures
- Finished in NCAA top-20 career points leaders
- Finished as WAC's career scoring leader
- WAC record-holder in seven other categories
- Set three BYU season scoring records and seven career marks
- His 40 points is the most scored by a BYU player in the Marriott Center





DANNY AINGE JERSEY RETIREMENT 2003

With a capacity crowd of 22,702 on hand, Danny Ainge was honored on March 8, 2003, by being the first-ever BYU basketball player to have his jersey retired in the 100-year history of the program. His No. 22 jersey will forever hang from the rafters of the Marriott Center.

"It's just a great honor," Ainge said. "BYU was the greatest time of my life. It's just great to be a part of BYU basketball. I don't know why mine is the first to go up. There were a lot of great players before me. Hopefully this is just the start."

Then-BYU president Merrill J. Bateman said, "The standard has been set very high. We hope there will be more." Ainge's jersey, not his number, was retired, which means future players may still have the option to wear No. 22.

The ceremony, which took place during halftime of BYU's game against Colorado State, started with a video clip of Ainge's famous coast-to-coast, last-second basket to beat Notre Dame in the 1981 NCAA Tournament. Then men's athletics director Val Hale shared some of Ainge's accomplishments, which include being named college basketball player of the year in 1981, playing professional baseball with the Toronto Blue Jays, and winning two basketball championships with the Boston Celtics.

One of Ainge's former teammates, Scott Runia, said they used to call Ainge "clout" because he brought the team clout. They called him "clutch" because he made the play when it counted. They called him "smooth" because Danny won the heart of Michelle Toolson, Ainge's wife. But most importantly, they called him a friend.



DANNY AINGE CAREER STATS

YEAR	GP	GS	MIN	AVG	FG	FGA	PCT	FT	FTA	PCT	REB	AVG	PF	FO	A	AVG	TO	BLK	STL	AVG	PTS	AVG
1977-78	30	30	1140	38.0	243	473	.514	146	169	.864	173	5.8	113	9	158	5.3	104	6	60	2.0	632	21.1
1978-79	27	27	922	34.1	206	376	.548	86	112	.768	102	3.8	87	3	122	4.5	100	8	46	1.7	498	18.4
1979-80	29	29	984	33.9	229	430	.533	97	124	.782	114	3.9	91	4	132	4.6	72	3	43	1.5	555	19.1
1980-81	32	32	1212	37.9	309	596	.517	164	199	.824	152	4.8	102	3	127	4.0	103	4	46	1.4	782	24.4
Totals	118	118	4258	36.0	987	1875	.526	493	605	.815	541	4.6	393	19	539	4.6	379	21	195	1.7	2467	20.9




## STAN WATTS BASKETBALL HALL OF FAME INDUCTEE

When considering the most influential individuals in BYU basketball history, Stan Watts has to be placed at the top of the list. During his 23 years at the helm of the Cougar basketball program, Watts led his teams to two NIT National Championships (1951, 1966) and oversaw the construction of the George Albert Smith Fieldhouse and the Marriott Center.

His nationally recognized accomplishments led to his induction into the Basketball Hall of Fame in Springfield, Mass., on March 6, 1986, making him the first Cougar to receive the prestigious honor. Watts finished his career after the 1971-72 season with an overall record of 371-254 (.594).

He was a member of the NCAA's Rules Committee, served as president of the National Association of Basketball Coaches and chaired the U.S. Olympic Basketball Committee in 1976. Watts also served four years as BYU's athletic director and spent time on the Cougar football and baseball coaching staffs.



Even more impressive than his remarkable accomplishments as a coach is his impeccable character as a human being. He is respected by coaches, fans and players alike for his conduct both on and off the court.

"His won-loss record speaks very well for the kind of coach he was," said former player Harold Christensen, who played for Watts on the 1951 championship team. "His reputation among his fellow coaches suggests how much they respected him. He still has that and is still honored in the community in which he coached."


Always a fighter, Watts overcame a rare form of cancer in 1971—only the fourth-known case of this type of cancer in medical history. Despite the fact that the other three individuals died, Watts refused to give up. After 14-hours of surgery and a two-month stay in the hospital, Watts returned to coach his team to a WAC Championship the following year.

Known for his fast-break style of offense, Watts remains an avid Cougar fan. He once said, "It has always been our contention that the average basketball fan likes to see fast-scoring, speedy, exciting basketball."

By looking around the Marriott Center during a Cougar game, there are hints that Watts has been there. The glass-encased exhibit in the halls outside the arena pays tribute to one of the greatest coaches and individuals ever to grace the sidelines of a BYU athletic contest — as do the two NIT Championship banners and the WAC title banners from 1965, 1967, 1969, 1971 and 1972.

"The greatest tribute I can pay to Stan Watts," said retired Senior Associate Athletic Director Pete Witbeck, who was BYU's NCAA compliance officer and former assistant to Watts for many years, "is he's truly a man of God. He's always been a gentleman and great man. You don't see that very often."



Watts passed away April 6, 2000 at the age of 88.





# KRESIMIR COSIC

## BASKETBALL HALL OF FAME INDUCTEE



When it comes to describing Kresimir Cosic, where do you start?

Few players in BYU history have been able to capture the hearts of Cougar fans like Kresimir Cosic did from 1970-73. The 6-11 center from Zadar, Yugoslavia, entertained fans during his stellar career with his enthusiastic, guard-like play.

Whether it was leading the fastbreak, dribbling between his legs or shooting a sky-hook, Cosic's enthusiasm and on-court antics endeared him to almost everyone who saw him play.

During his career at BYU, Cosic used his versatile inside-outside game to lead the Cougars in scoring (23.3) and rebounding (13.0) as a junior and again as a senior (20.2 points per game). His unselfish attitude helped him to lead his team in assists.

He ranks second on BYU's all-time rebounding list with 919, an average of 11.6 per game, and fourth all-time with a 19.1 career scoring average while recording a BYU-record 47 double-doubles. He was a three-time First Team All-WAC selection and an All-American his junior year. Behind the play of Cosic, the Cougars won two WAC titles and reached the NCAA Regional Tournament in 1971 and 1972.

Cosic was a three-time first team All-WAC selection and earned All-American accolades following his junior season. He likely would have been a four-year award winner but freshmen were not allowed to play on varsity.

Upon graduation, Cosic became very much involved with basketball throughout Europe. He played on four Olympic teams with his native land of Yugoslavia, winning a gold medal in 1980 and two silver medals in 1968 and 1976. He ended his career as the all-time Croatian scoring leader and went on to coach the Yugoslavian national team for many years.

His national and international accomplishments led to his induction into the Basketball Hall of Fame in Springfield, Mass., on May 6, 1996, making Cosic just the second Cougar to receive the prestigious honor and the only BYU player. He is also a member of the Utah Basketball Hall of Fame, inducted in 2001.

In September of 1992, Cosic was appointed as deputy ambassador for Croatia to the United States. He and his family lived in Washington D.C where he performed his diplomatic duties in the same excellent manner in which he played basketball.

On May 25, 1995, Cosic lost his battle against the toughest opponent of his career – cancer. During his 46 years on earth, Cosic became one of the most influential and well-known of all European basketball players. He left behind the legacy and credit of being the individual that first introduced the American game of basketball to Europe.

During the 2005 NCAA Men's Basketball Tournament, CBS Television analyst Billy Packer singled out Cosic during a discussion of the quality of international players now playing college basketball. Said Packer, "Kresimir Cosic, who played at BYU, was really the first great international player to play college basketball in the United States."



# COUGARS IN THE NBA

2005-06 BYU BASKETBALL

## BYU NBA DRAFT CHOICES

YEAR	PLAYER	TEAM	ROUND
1948	Brady Walker	Providence Steamrollers	
1948	Joe Nelson	Philadelphia Warriors	5th
1949	Bill Weight	Boston Celtics	9th
1950	Joe Nelson	Rochester Royals	
1951	Mel Hutchins	Tri-Cities Blackhawks	1st
1951	Roland Minson	New York Knicks	2nd
1952	Jerry Romney	Rochester Royals	8th
1953	Harold Christensen	Minneapolis Lakers	
1953	Joe Richey	Minneapolis Lakers	
1954	Phil Larson	Fort Wayne Pistons	10th
1956	Hershel Pederson	St. Louis Hawks	
1959	John Nicoll	New York Knicks	13th
1965	John Fairchild	Los Angeles Lakers	2nd
1966	Dick Nemelka	St. Louis Hawks	5th
1966	Jeff Congdon	Detroit Pistons	4th
1967	Craig Raymond	Philadelphia 76ers	1st
1968	Jim Eakins	San Francisco Warriors	5th
1969	Kari Liimbo	Los Angeles Lakers	7th
1970	Doug Howard	Chicago Bulls	11th
1970	Paul Ruffner	Chicago Bulls	2nd
1971	Steve Kelly	Detroit Pistons	7th
1972	Bernie Fryer	Phoenix Suns	7th
1972	Kresimir Cosic	Portland Trailblazers	10th
1973	Kresimir Cosic	Los Angeles Lakers	5th
1973	Kalevi Sarkalahti	Phoenix Suns	13th
1973	Phil Tollestrup	Buffalo Braves	20th
1974	Doug Richards	Portland Trailblazers	7th
1977	Jay Chessman	Chicago Bulls	6th
1977	Vern Thompson	Atlanta Hawks	8th
1980	Alan Taylor	Utah Jazz	4th
1981	Danny Ainge	Boston Celtics	2nd
1981	Steve Craig	Philadelphia 76ers	5th
1982	Fred Roberts	Milwaukee Bucks	2nd
1982	Steve Trumbo	Utah Jazz	3rd
1983	Greg Kite	Boston Celtics	1st
1984	Brett Applegate	Portland Trailblazers	4th
1984	Devin Durrant	Indiana Pacers	2nd
1985	Timo Saarelainen	Los Angeles Lakers	5th
1987	Tom Gneiting	Seattle SuperSonics	6th
1989	Michael Smith	Boston Celtics	1st
1993	Shawn Bradley	Philadelphia 76ers	1st
2003	Travis Hansen	Atlanta Hawks	2nd
2004	Rafael Araujo	Toronto Raptors	1st

## COUGAR PROS OVERSEAS




PLAYER (YEARS AT BYU)	COUNTRY
Alan Taylor (1977-80)	Italy, Germany
Scott Runia (1977-80)	Holland
Fred Roberts (1979-82)	Italy, Spain
Steve Trumbo (1979-82)	Spain
Devin Durrant (1979-84)	Spain
Tom Gneiting (1985-87)	Spain, Turkey
Jim Usevitch (1983-88)	Israel, Greece
Jeff Chatman (1985-88)	Switzerland
Michael Smith (1984-89)	Spain
Andy Toolson (1984-90)	Italy, Greece, Spain
Marty Haws (1987-90)	Belgium
Gary Trost (1988-93)	Portugal, Argentina
Jared Miller (1991-93)	Portugal
Kevin Nixon (1992-93)	Portugal
Russell Larson (1992-95)	Spain
Robbie Reid (1993-95)	Italy, Austria, Estonia, Saudi Arabia
Kenneth Roberts (1991-96)	Spain, Portugal
Bryon Ruffner (1995-96)	Belgium, Sweden
Jarkko Ahlbom (1996-98)	Finland
Silester Rivers (1998-2000)	Chile
Mekeli Wesley (1997-2001)	Spain, Belgium, France
Terrell Lyday (1999-2001)	Poland, Turkey, France, Russia
Trent Whiting (2000-01)	Italy
Eric Nielsen (1996-2002)	Spain
Travis Hansen (2000-03)	Spain
Luiz Lemes (2002-04)	Brazil
Mark Bigelow (1999-04)	Germany, Spain
Kevin Woodberry (2002-04)	Mexico
Mike Hall (2003-05)	Turkey, France

*(Left to right)  
Trent Whiting,  
Travis Hansen  
and Mekeli  
Wesley are  
three of the  
many Cougars  
who have  
gone on to  
play profes-  
sionally over-  
seas.*



*During Danny Ainge's 14-year NBA playing career he was a member of some of the most successful and dominant teams in league history. During six seasons his teams won 60 games or more. Below is a breakdown of the success Ainge experienced as an NBA player:*

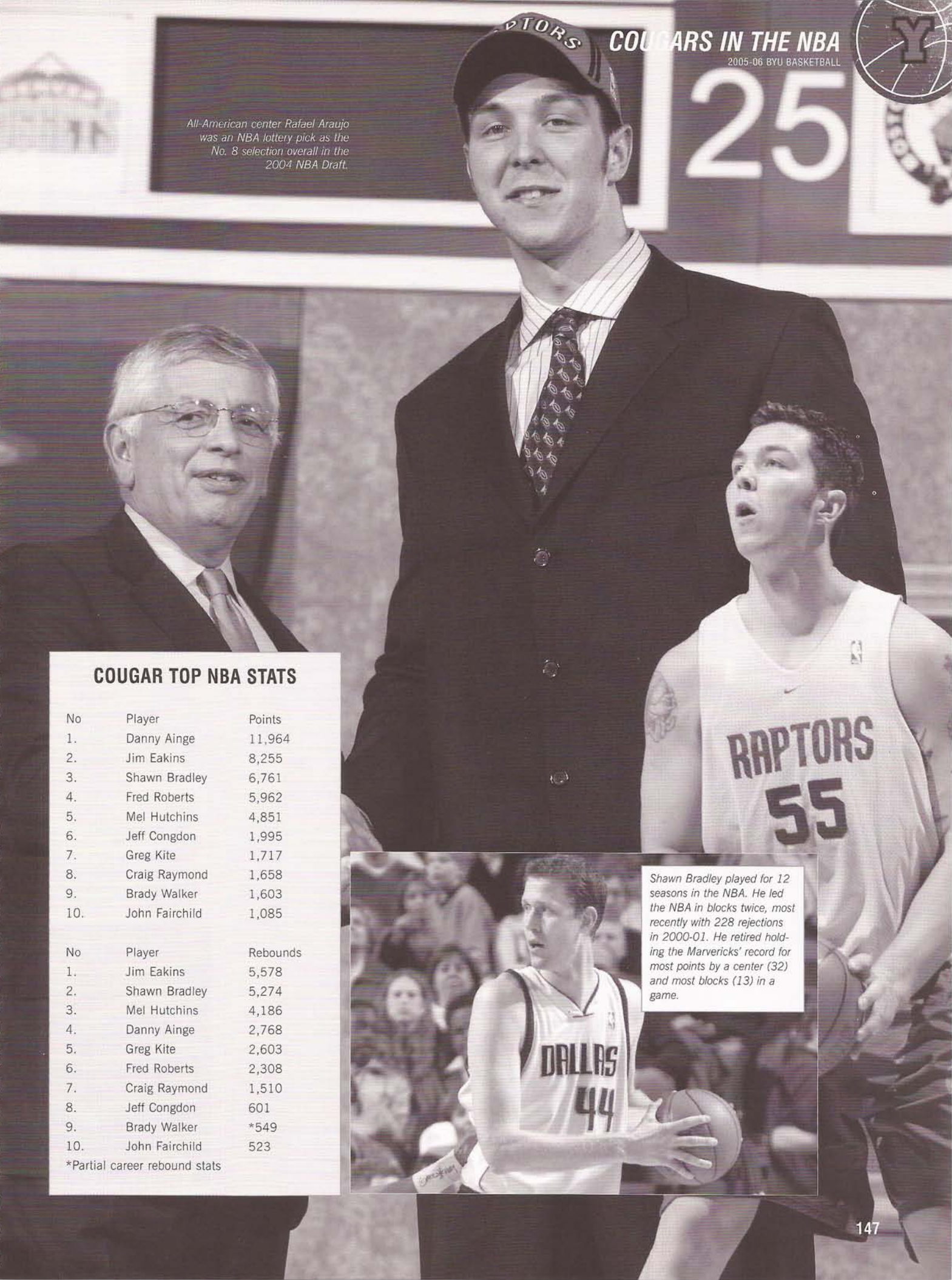
- 2 CHAMPIONSHIP TEAMS: Boston 1984 and 1985
- 6 NBA FINALS APPEARANCES: Boston 1984-87; Portland 1992; Phoenix 1993
- 9 CONFERENCE FINALS APPEARANCES: Boston 1982, 1984-1988; Portland 1991-92; Phoenix 1993.





All-American center Rafael Araujo was an NBA lottery pick as the No. 8 selection overall in the 2004 NBA Draft.

25




**COUGAR TOP NBA STATS**

No	Player	Points
1.	Danny Ainge	11,964
2.	Jim Eakins	8,255
3.	Shawn Bradley	6,761
4.	Fred Roberts	5,962
5.	Mel Hutchins	4,851
6.	Jeff Congdon	1,995
7.	Greg Kite	1,717
8.	Craig Raymond	1,658
9.	Brady Walker	1,603
10.	John Fairchild	1,085

No	Player	Rebounds
1.	Jim Eakins	5,578
2.	Shawn Bradley	5,274
3.	Mel Hutchins	4,186
4.	Danny Ainge	2,768
5.	Greg Kite	2,603
6.	Fred Roberts	2,308
7.	Craig Raymond	1,510
8.	Jeff Congdon	601
9.	Brady Walker	*549
10.	John Fairchild	523

\*Partial career rebound stats



Shawn Bradley played for 12 seasons in the NBA. He led the NBA in blocks twice, most recently with 228 rejections in 2000-01. He retired holding the Mavericks' record for most points by a center (32) and most blocks (13) in a game.



# ALL-TIME LETTERMEN

2005-06 BYU BASKETBALL

## AAA

Ron Abegglen 1958-60  
 Jarkko Ahlbom 1996-98  
 Austin Ainge 2004-present  
 Danny Ainge 1978-81  
 Doug Ainge 1974  
 Von Alleman 1982-83  
 Glen Allen 1938-40  
 John Allen 2000, 2003  
 Markland Allred 1935, 38  
 John Alstrom 1962-63  
 Brian Ambrozich 1972-73  
 Belmont Anderson 1972-74  
 Blaine Anderson 1954-56  
 David Anderson 1996-97  
 Greg Anderson 1977-78  
 Harry Anderson 1955-57  
 Jack Anderson 1956-57  
 Kenneth Anderson 1924  
 Steve Anderson 1978-80  
 Lou Andrus 1963  
 Steve Andrus 1989-90  
 Brett Applegate 1983-84  
 Rafael Araujo 2003-04  
 Jordan Archibald 2000-2001  
 Lance Archibald 1995-1999  
 Stan Ashby 1962  
 Alan Astle 1987-89  
 David Astle 1990-93

## BBB

Bryce Bailey 1945-46  
 Dave Bailey 1971-72  
 Maynard Bailey 1945  
 Clyde Baker 1970-71  
 Jimmy Balderson 2002, 05-present  
 Wilburn Ball 1933  
 Greg Ballif 1978, 80-82

Mark Ballif 1929-30  
 Dave Barber 1960  
 Bruce Barron 1968-69  
 Gary Batchelor 1961-63  
 Ivan Beam 1947-50  
 Doug Beck 1957  
 Chad Beckstead 1937-38  
 Ron Bell 1960  
 John Benson 1955-57  
 Jim Benton 1935  
 Grant Berges 1995-97  
 Mike Berning 1975  
 Frank Berrett 1959-60  
 Sherrell Berrett 1959  
 Roland Bevell 1960-61  
 Lowell Biddulph 1925  
 Mark Bigelow 1999, 02-04  
 Nick Bird 1923  
 Gus Black 1935-37  
 Bill Blumenthal 1962-64  
 Daniel Bobik 2001-2002  
 Ralph Bonham 1953  
 Malcolm Booth 1938  
 Danny Bower 1998-99  
 Ricky Bower 2003  
 Shawn Bradley 1991  
 Paul Briggs 1989-90  
 Lloyd Brink 1939-41  
 Eldon Brinley 1928-31  
 Walter Brooks 1935-36  
 Tyrone Brown 1996-97  
 Vince Bryan 1988-89  
 Jay Bunker 1971-73  
 Joshua Burgess 2005  
 Sam Burgess 2005-present  
 Van Burgess 1953-55  
 Bruce Burton 1961-63

## CCC

Nathan Call 1987-88, 91-92  
 Elbert Campbell 1935  
 Jeff Campbell 1991, 95-97  
 Hugh Cannon 1934-36  
 Bobby Capener 1982-83, 86-87  
 Jon Carlisle 2002  
 Jeff Chatman 1985-88  
 Jay Cheesman 1974-77  
 Larry Cheesman 1977-78  
 Junior Child 1943, 46-47  
 Jacob Chrisman 2001  
 Bryce Christensen 1940-41  
 Craig Christensen 1976, 79, 81-82  
 Harold Christensen 1951-53  
 Jack Christensen 1937-39  
 Kurt Christensen 1992-94  
 Todd Christensen 1995-96, 98-00  
 Lee Christiansen 1930  
 Fred Clark 1918-19  
 Randy Clark 1947-49  
 Grig Clawson 1973-75  
 Mark Clausen 1988  
 Robert Cochran 1985-86  
 Reed Collins 1926-28  
 Stan Collins 1953  
 Jeff Congdon 1964-66  
 George Cooper 1928-31  
 Nathan Cooper 1996, 98-01  
 Kresimir Cosic 1971-73  
 Wayne Cottle 1950  
 Bob Craig 1949-51  
 Steve Craig 1979-81  
 Jack Cravens 1957-58  
 Bill Crow 1962  
 Todd Crow 1990  
 Larry Crowley 1960  
 Dave Crowton 1936  
 Ralph Crowton 1935-36, 39  
 Sherm Crump 1953-54  
 Ryan Cuff 1993

## DDD

Dick Dabbling 1946  
 Jerry Dahlman 1963  
 Kirk Davidson 1990  
 Bob Davis 1968-70  
 Derek Dawes 2001, 04-present  
 Larry DeLaitre 1970  
 Dee Denzer 1964  
 Bob Detmers 1937  
 Willard Devitt 1938  
 Brian Dignan 1998-99  
 Buck Dixon 1923-26  
 Sanky Dixon 1926-29  
 Chris Dowling 1969  
 Paul Drecksel 1983-84  
 Jon Dresser 1967-69  
 Mike Dresser 2004  
 Jerry Dunn 1918, 20-21  
 Loren Dunn 1953  
 Devin Durrant 1979-80, 83-84  
 Kent Durrant 1949  
 Mark Durrant 1990, 93-95

## EEE

Jim Eakins 1966-68  
 Gary Earnest 1959-61  
 Dave Eastis 1959-61

Valoy Eaton 1958-60  
 Clarence Edwards 1918-20  
 Bud Eggertsen 1940  
 Joe Ellsworth 1999-00  
 Duane Esplin 1941-42, 47  
 Fay Evans 1932-33  
 Ferd Evans 1932-33  
 Talmadge Eyre 1998

## FFF

John Fairchild 1964-65  
 Mel Fawcett 1932  
 Bryan Fink 1985-86  
 John Fish 1989, 92-94  
 Orville Fisher 1966-68  
 Chad Fister 1995-96  
 Alan Frampton 1990  
 Danny Frazier 1978  
 Bernie Fryer 1971-72  
 DeRay Fullmer 1947-49  
 Frank Fullmer 1940-42  
 Gary Furniss 1981-83


## GGG

Dean Gardner 1940-42  
 Mike Gardner 1963-65  
 Morris Gardner 1947  
 Floyd Garn 1931-32  
 Todd Gentry 1990  
 Earl Giles 1934-37  
 Floyd Giles 1941-43, 46  
 Lynn Gleave 1958  
 Elwood Gledhill 1923  
 Tom Gneiting 1985-87  
 George Gourley 1933  
 Lee Gourley 1935  
 Clark Greenhalgh 1945-46, 49  
 Tom Griggs 1924  
 Dick Grimmett 1934  
 Earl Groesbeck 1925  
 Holden Gunnett 1935, 39  
 John Gustin 1957-58

## HHH

Ed Hale 1947  
 Mike Hall 2004-05  
 Lynn Halvorsen 1929  
 Lee Hamblin 1943  
 Brian Hamilton 1998  
 Chris Handy 1998  
 Mark Handy 1974-77  
 Travis Hansen 2001-03  
 Don Hanson 1943  
 Chauncey Harmon 1925  
 Irel Hart 1927

Jacob Hawkins 1998-99  
 Marty Haws 1987-90  
 Leon Heaps 1952  
 Don Helm 1958  
 Mike Herring 1988-89  
 Mark Heslop 1989-92  
 Bruce Hill 1959-60  
 Gary Hill 1965-67  
 Russ Hillman 1949-51  
 Willard Hirschi 1954-56  
 Bryan Hotheins 1994-96  
 Jim House 1968  
 Bob Howard 1923-26  
 Dan Howard 2000-03  
 Doug Howard 1968-70



Greg Humphreys 1986-87  
 Dale Hunt 1941  
 Jim Hunter 1931-34  
 Mel Hutchins 1948-51

## III



Rags Ingersoll 1924-25, 28-29  
 Bob Inglis 1960  
 Ivan Iverson 1937


## JJJ

Elwood Jackson 1922  
 Gee Jackson 1942  
 Boyd Jarman 1951-53  
 Ken James 1965-67  
 Hal Jensen 1957  
 Jay Jensen 1947  
 Jared Jensen 2002-05  
 John Jensen 1945  
 Lawrell Jensen 1930  
 Bart Jepsen 1998, 2002-03  
 Bret Jepsen 1995, 98-99  
 Jim Jimas 1965-67  
 Joe Johnson 1932-35  
 Lloyd Johnson 1961-62  
 Lou Johnson 1930-32  
 Dick Jones 1949-51  
 Robert Jones 1991-92  
 Russ Jones 1957  
 Troy Jones 1974-76  
 Craig Jorgensen 1971-73

## KK

Keegan Kane 1991  
 Tom Karren 1952-54  
 Ralph Keeler 1919, 22-23  
 Steve Kelly 1969-71





**JEFF CONGDON  
DICK NEMELKA**

Jim Kelson 1961-63  
 Andy Kimball 1945  
 Paul Kitchen 1956  
 Greg Kite 1980-83  
 Nate Knight 2001  
 Shane Knight 1992-95  
 Steve Kramer 1964-66  
 LaVar Kump 1936-38  
 Ron Kump 1954-56  
 Gene Kunz 1961-62

**LLL**

Timo Lampen 1961  
 Dean Larsen 1952-54  
 Russell Larson 1992-95  
 Vance Law 1975-77  
 Veryl Law 1974-77  
 Luiz Lemes 2003-04  
 Drew Leonard 1937  
 Malcolm LeSueur 1932-33  
 Dave Lewis 1954-56  
 John Lewis 1963  
 Kari Liimo 1967-69  
 Shawn Lindquist 1993-94  
 Chick Little 1946  
 John Lloyd 1990  
 Wesley Lloyd 1924-26  
 Matt Lohner 1995-96  
 Paul Loveday 1965-66  
 Terrell Lyday 1999-01  
 Chris Lynch 1988  
 Walter Lyons 1935  
 Marty Lythgoe 1967-69

**MMM**

Mac Madsen 1958-59  
 McRay Magleby 1930-31  
 Russell Magleby 1928-31  
 Jack Mannion 1961  
 Nick Mateljan 1952-54  
 Anthony Matthews 1985  
 LeRoy Maughan 1969  
 Mike Maxwell 1980-82  
 Mike May 1977-78  
 Dave McGuire 1978-81  
 Emerson McOmber 1933  
 Jim McIntyre 1960  
 Garner Meads 2004-2005  
 Steve Merta 1962  
 Bert Meyers 1959  
 Mark Michaelis 1999  
 Chris Miles 2005  
 Gary Miles 1957-59  
 Paul Millar 1963-64  
 Jared Miller 1991-93  
 Jim Miller 1969-71

Mark Miller 1960, 63  
 Floyd Millet 1933  
 Duard Millett 1943  
 Wayne Millett 1935  
 Roland Minson 1949-51  
 John Moala 1996-97  
 Matt Montague 1997, 99-02  
 Scott Moon 1990-91  
 Tim Mould 1976  
 Bert Myers 1959

**NNN**

Nick Nakic 1977  
 Terry Nashif 2002-05  
 Ross Neilson 1923  
 Byron Nelson 1931-34  
 Joe Nelson 1947-50  
 Dick Nemelka 1964-66  
 John Nicoll 1958-59  
 David Nielsen 1999-00  
 Eric Nielsen 1997, 99-02  
 Gifford Nielsen 1974-75  
 Kevin Nielsen 1978, 82-84  
 Stan Nielsen 1940-41



**TIMO  
SAARELAINEN**

Chris Nikchevich 1983-85  
 Kevin Nixon 1992-93  
 Reed Noble 1975-76

**OOO**

Ralph Olsen 1951  
 Roy Olsen 1945  
 Shawn Opunui 2002  
 Bob Orr 1941-43  
 Misho Ostarcevic 1976-77  
 Clarence Osterhues 1949  
 Don Overly 1940-41

**PPP**

Paul Packard 1922-25  
 Albert Page 1919-20  
 Bill Pardoe 1938  
 Averian Parrish 1985-86  
 Lynn Parsons 1967-69  
 Truman Partridge 1922-23  
 Herschel Pederson 1954-56  
 Marty Perry 1983-85  
 Jared Peterson 1998  
 Morris Peterson 1953-55  
 Rolfe Peterson 1943, 46  
 Russ Peterson 1957-59  
 Ed Pinegar 1954-56  
 Jesse Pinegar 2002  
 Alan Pollard 1985-86  
 Carl Pollard 1984  
 Wendell Poulson 1927  
 Thomas Pyne 1920

**QQQ**

Bob Quinney 1963-65

**RRR**

Gary Radunich 1970  
 Lloyd Rasmussen 1955  
 Mahlon Rasmussen 1943  
 Craig Raymond 1965-67  
 Mark Reeve 1927-30  
 Fenton Reeves 1920  
 Brock Reichner 2005-present  
 Randy Reid 1993-96  
 Robble Reid 1994-95  
 George Rekoutis 1964  
 Dale Rex 1941-43  
 Keith Rice 1978-79  
 Bob Ricks 1957  
 Doug Richards 1972-74  
 Frosty Richards 1924-27  
 Harry Richards 1918-21  
 Joe Richey 1951-53  
 Grant Richins 1943  
 Vir Richins 1938-39  
 Silester Rivers 1998-00  
 Charles Roberts 1937-38  
 Fred Roberts 1979-82  
 Glen Roberts 1977-79  
 Kenneth Roberts 1991, 94-96  
 Marc Roberts 2000, 03-04  
 Neil Roberts 1965-67  
 Burl Robison 1930-33  
 Elwood Romney 1930-33  
 Golden Romney 1923-26  
 Jerry Romney 1950-52  
 Mike Rose 2004-present  
 Lynn Rowe 1955-57  
 Owen Rowe 1927-29  
 Bill Ruffner 1964-66  
 Bryon Ruffner 1995-96  
 Paul Ruffner 1969-70  
 Scott Runia 1977-80

**SSS**

Timo Saarelainen 1982, 84-85  
 Nick Sanderson 1992-93  
 Kevin Santiago 1989-90  
 Mark Santiago 1991-92  
 Moni Sarkalahti 1971-73  
 LaVon Satterfield 1950  
 Randy Schouten 1966-68  
 Steve Schreiner 1989-91  
 Ron Selleaze 1998

Jake Shoff 2003-04  
 Ernest Shumway 1918  
 Rickey Shumway 1959  
 Don Simmons 1927  
 Glen Simmons 1918, 22  
 Scott Sinek 1982-85  
 Bob Skousen 1959, 62-63  
 Clarence Skousen 1927-29  
 Michael Smith 1984, 87-89  
 Don Snow 1940  
 Greg Snow 1973-75  
 Bill Snow 1921, 27  
 Scott Sonnenberg 1996-97  
 Meade Squire 1946  
 Jim Spencer 1959  
 Jon Stanley 1964-65  
 George Staples 1930  
 Ron Steinke 1961-63  
 Tom Steinke 1955-57  
 Neil Stephens 1953  
 Brent Stephenson 1986-87  
 Reed Stewart 1923-25  
 Chris Stock 1995-96  
 Earl Sumsion 1918  
 Russell Swenson 1921-22, 26

**TTT**

Nick Taggart 1996-97, 99-00  
 Alan Taylor 1977-80  
 Brian Taylor 1983-84, 87-88  
 Snide Taylor 1924  
 John Taylor 1953  
 Terry Tebbs 1954-56  
 Roy Thacker 1957-59  
 Ted Thiel 1948  
 Cy Thompson 1943  
 Jemaine Thompson 1994-96  
 Paul Thompson 1945  
 Verne Thompson 1976-77  
 Paul Thorn 1929  
 Dick Thorne 1952  
 Phil Tollestrup 1970-72  
 Michael Tompson 1996-97  
 Byron Toone 1950  
 Andy Toolson 1985, 88-90  
 Bill Treu 1958  
 Gary Trost 1988, 91-93  
 Steve Trumbo 1979-82  
 Marlow Turpin 1935-37

**UUU**

Jim Usevitch 1983-84, 87-88

**VVV**

Veikko Vainio 1969-71

Don Volpi 1958  
 Michael Vranes 1998-00

**WWW**

Brent Wade 1986-87  
 Brady Walker 1942-43, 46-47  
 Bud Walker 1929  
 Scott Warner 1968-70  
 Stan Watts 1937-38  
 Richie Webb 1983-86  
 Justin Weidauer 1992, 95-98  
 Joe Weight 1946-49  
 Ken Weight 1920-22  
 Fred Weimer 1939-41  
 Neil Welling 1943-45  
 Mekeli Wesley 1998-01  
 Vern Whatcott 1949  
 Jack Whipple 1948-50




**STEVE SCHREINER**

Trent Whiting 2001  
 Jay Whitman 1932-35  
 Craig Wilcox 1994-95  
 Mel Wilkes 1957-58  
 Chris Williams 1974-76  
 Frank Willis 1919  
 Bob Wilson 1961-62  
 Joe Winters 1943  
 David Wolfe 1988-89  
 Kevin Woodberry 2003-04  
 Frank Wright 1935-36  
 Leslie Wright 1927-29  
 Paul Wyatt 1962-64

**YYY**

Robbie Yates 1997-98  
 Ike Young 1923  
 Keena Young 2005-present



**VRANES, RIVERS, LYDAY**



# BYU'S NCAA TOURNAMENT HISTORY

2005-06 BYU BASKETBALL

## BYU NCAA TOURNAMENT RESULTS



### 1950

Western Regional Semis (Kansas City)  
Baylor 56, BYU 55  
Western Consolation (Kansas City)  
BYU 83, UCLA 62

### 1951

West First Round (Kansas City)  
BYU 68, San Jose State 61  
West Regional Semifinals (Kansas City)  
Kansas State 64, BYU 54  
West Regional Consolation (Kansas City)  
Washington 80, BYU 67

### 1957

West Regional Semifinals (Corvallis, Ore)  
California 86, BYU 59  
West Regional Consolation (Corvallis, Ore)  
BYU 65, Idaho State 54

### 1965

West Regional Semifinals (Provo)  
UCLA 100, BYU 76  
West Regional Consolation (Provo)  
Oklahoma City 112, BYU 102

### 1969

West First Round (Las Cruces, NM)  
New Mexico State 74, BYU 62

### 1971

West First Round (Logan, UT)  
BYU 91, Utah State 82  
West Reg. Semifinals (Salt Lake)  
UCLA 91, BYU 73  
West Reg. Consolation (Salt Lake)  
Pacific 84, BYU 81

### 1972

West First Round (Pocatello, Idaho)  
Long Beach State 95, BYU 90

### 1979

West Second Round (Tucson, Ariz.)  
(4) San Francisco 86 (5) BYU 63

### 1980

West First Round (Ogden, Utah)  
(6) Clemson 71 (3) BYU 66

### 1981

East Regional (Providence, R.I.)  
(6) BYU 60, (11) Princeton 51  
(6) BYU 78, (3) UCLA 55  
East Regional Semifinals (Atlanta)  
(6) BYU 51, (2) Notre Dame 50  
West Regional Finals (Atlanta)  
(1) Virginia 74, (6) BYU 60

### 1984

Midwest Regional (Birmingham, Ala.)  
(8) BYU 84, (9) UAB 68  
(1) Kentucky 93, (8) BYU 68

### 1987

SE First Round (Birmingham, Ala.)  
(7) New Orleans 83, (10) BYU 79

### 1988

Midwest Regional (Birmingham, Ala.)  
(4) BYU 98, (13) NC-Charlotte 92 (OT)  
(5) Louisville 97, (4) BYU 76

### 1990

East First Round (Hartford, Conn.)  
(5) Clemson 49, (12) BYU 47

### 1991

West First Round (Salt Lake)  
(10) BYU 61, (7) Virginia 48  
West Second Round (Salt Lake)  
(2) Arizona 76, (10) BYU 61

### 1992

West First Round (Boise, Idaho)  
(7) LSU 94, (10) BYU 83

### 1993

Midwest First Round (Chicago)  
(7) BYU 80, (10) SMU 71  
Midwest Second Round (Chicago)  
(2) Kansas 90, (7) BYU 76

### 1995

Midwest First Round (Memphis, Tenn.)  
(9) Tulane 76, (8) BYU 70

### 2001

West First Round (San Diego, Calif.)  
(5) Cincinnati 84, (11) BYU 59



### 2003

South First Round (Spokane, Wash.)  
(5) Connecticut 58, (12) BYU 53

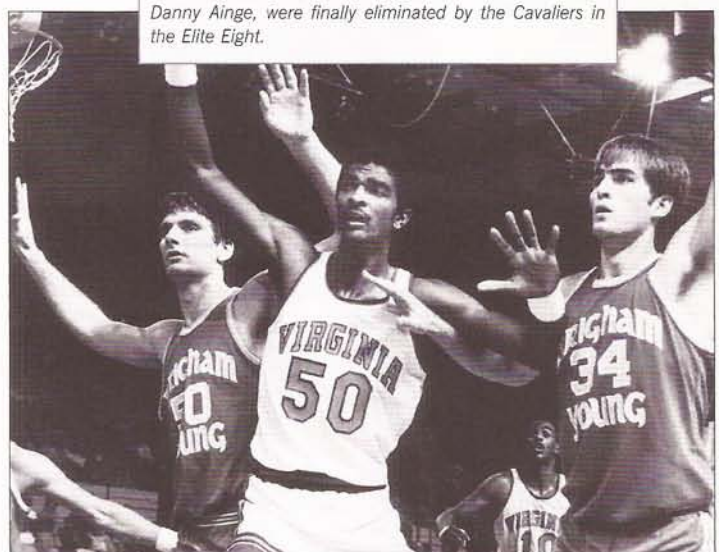
### 2004

Phoenix Bracket (Denver, Colo.)  
(5) Syracuse 80, (12) BYU 75

## 21 NCAA APPEARANCES



*In the 1981 NCAA Tournament, the Cougars advanced to the Elite Eight where they took on All-American Ralph Sampson and the Virginia Cavaliers. After beating Princeton, UCLA and Notre Dame earlier in the tournament, the Cougars, led by Greg Kite, Fred Roberts and Danny Ainge, were finally eliminated by the Cavaliers in the Elite Eight.*







## NIT APPEARANCES

### 1951

BYU 75, St. Louis 58 (NIT)  
 BYU 69, Seton Hall 59 (NIT)  
 BYU 62, Dayton, 43 (NIT Final)

### 1953

Niagara 82, BYU 76 (NIT)

### 1954

St. Francis PA 81, BYU 68 (NIT)

### 1966

BYU 90, Temple 78 (NIT)  
 BYU 97, Army 60 (NIT)  
 BYU 97, NYU 84 (NIT Final)

### 1982

Washington 66, BYU 63 (NIT)

### 1986

at BYU 67, SMU 63 (NIT)  
 at BYU 93, Cal-Irvine 80 (NIT)  
 at Ohio State 79, BYU 68 (NIT)

### 1994

at BYU 74, Arizona St. 67 (NIT)  
 at Fresno St. 68, BYU 66 (NIT)

### 2000


at BYU 81, Bowling Green 54 (NIT)  
 at BYU 82, Southern Illinois 57 (NIT)  
 at Notre Dame 64, BYU 52 (NIT)

### 2002


at BYU 78, UC Irvine 55 (NIT)  
 at Memphis 80, BYU 69 (NIT)

### OVERALL RECORD

NIT 12-7 (9 years)  
 (Champions 1951, 1966)



Terrell Lyday poured in 68 points during the 2001 MWC Tournament, helping the Cougars win their first conference tournament title in 10 years



Against Utah in the second round of the 2004 MWC Tournament Rafael Araujo's three-pointer with 39 seconds to play brought the Cougars to within one at 52-51. But with 7.7 seconds on the clock and four seconds on the shot clock, Cougar guard Kevin Woodberry was called for a foul allowing Utah to pull out the win.

## BYU CONFERENCE TOURNAMENT RESULTS

### ROCKY MOUNTAIN CONFERENCE PLAYOFF SERIES

1924	Colorado College	2-1 W
1925	at Colorado College	0-3 L
1932	at Wyoming	1-2 L
1933	Wyoming	2-1 W
1934	at Wyoming	0-3 L

### WESTERN ATHLETIC CONFERENCE TOURNAMENT

3/9/84	v. New Mexico (at El Paso)	55-64 L
3/4/85	Air Force (at Provo)	79-82 L
3/6/86	v. New Mexico	68-79 L
3/5/87	v. Air Force (in Alb.)	82-79 (OT) W
3/6/87	at New Mexico	86-93 L
3/10/88	Hawaii (in Provo)	76-74 W
3/11/88	UTEP	63-66 L
3/10/89	v. Hawaii (in SLC)	69-72 L
3/8/90	v. Utah (in El Paso)	61-62 (OT) L
3/7/91	v. CSU (in Laramie)	69-56 W
3/8/91	v. Hawaii	73-71 (OT) W
3/9/91	v. Utah	51-49 (OT) W
3/12/92	v. Air Force (in Ft Collins)	72-51 W
3/13/92	v. Utah	75-62 W
3/14/92	v. UTEP	73-71 W
3/11/93	v. Hawaii (in SLC)	85-71 W
3/12/93	v. New Mexico	59-68 L
3/10/94	v. Utah (in SLC)	96-65 W
3/11/94	v. Fresno State	87-72 W
3/12/94	v. Hawaii	66-73 L
3/9/95	v. CSU (in Albuquerque)	73-75 L


3/7/96	v. CSU (in Albuquerque)	84-100 L
3/3/98	v. Tulsa (in Las Vegas)	56-59 L
3/2/99	v. TCU (in Las Vegas)	90-74 W

### MOUNTAIN WEST CONFERENCE TOURNAMENT

3/4/99	v. Utah	62-81 L
3/9/00	v. New Mexico (in Las Vegas)	55-43 W
3/10/00	v. Utah	58-54 W
3/11/00	at UNLV	56-79 L
3/8/01	v. Air Force (in Las Vegas)	69-54 W
3/9/01	v. Wyoming	77-66 W
3/10/01	v. New Mexico	69-65 W
3/7/02	v. San Diego State (in Las Vegas)	51-62 L
3/13/03	v. New Mexico (in Las Vegas)	71-56 W
3/14/03	v. Colorado State (OT)	86-80 L
3/11/04	v. Wyoming (Denver)	79-74 W
3/12/04	v. Utah (Denver)	54-51 W
3/10/05	v. New Mexico (Denver)	71-85 L

### MWC/WAC TOURNAMENT RECORDS

Conference Tournament Record	19-18
First Round Record	11-10
Second Round Record	5-6
Championship Finals Record	3-2
WAC Tournament Record	12-13
MWC Tournament Record	7-5
Tournament Record (NEUTRAL)	18-14
Tournament Record (HOME)	1-2
Tournament Record (AWAY)	0-2




2001 MWC Tournament MVP Mekeli Wesley celebrates BYU earning an NCAA Tournament berth after capturing the MWC Tournament Championship, 69-65, over New Mexico.



# BYU'S TOURNAMENT RESULTS

2005-06 BYU BASKETBALL

YEAR	TOURNAMENT	PLC.	REC.
1949-50	Rocky Mtn. Conf.	1st	3-0
	Los Angeles Inv.	4th	1-1
	NCAA	4th	1-1
1950-51	Rocky Mtn. Conf.	2nd	2-1
	NIT	1st	3-0
	NCAA	4th	1-2
1951-52	Sugar Bowl	4th	0-2
1952-53	Dixie Classic	2nd	2-1
	NIT		0-1
1953-54	Holiday Festival	3rd	2-1
	NIT		0-1
1955-56	Motor City	1st	2-0
1956-57	Holiday Festival	3rd	2-1
	NCAA Regional	3rd	1-1
1958-59	Queen City	4th	0-2
1959-60	Hurricane	3rd	1-1
1960-61	Poinsetta	3rd	1-1
1962-63	Quaker City	2nd	2-1
1963-64	Far West	2nd	2-1
1964-65	All-College	3rd	2-1
	NCAA Regional	4th	0-2
1965-66	Quaker City	5th	2-1
	NIT	1st	3-0
1966-67	Holiday Festival	6th	1-2
1967-68	All-College	2nd	2-1
1968-69	Cable Car Classic	4th	0-2
	Far West Classic	3rd	2-1
	NCAA Regional		0-1
1969-70	Quaker City	5th	1-2
1970-71	NCAA Regional	4th	1-2
	Rainbow Classic	2nd	2-1
1971-72	Cougar Classic	1st	2-0
	Jayhawk Classic	3rd	1-1
	Old Dominion	3rd	1-1
	NCAA Regional		0-1
1972-73	All-College	2nd	2-1
1973-74	Far West Classic	4th	2-1
1975-76	Cougar Classic	2nd	1-1
	Old Dominion	1st	2-0
1976-77	Cougar Classic	1st	2-0
	All-College	3rd	2-1
1977-78	Cougar Classic	4th	0-2
	Rainbow Classic	7th	1-2
1978-79	Cougar Classic	1st	2-0
	Pillsbury Classic	3rd	1-1
	NCAA Regional		0-1
1979-80	Cougar Classic	1st	2-0
	Far West Classic	3rd	2-1
	NCAA Regional		0-1
1980-81	Cougar Classic	1st	2-0
	Volunteer Classic	2nd	1-1
	NCAA Regional		3-1
1981-82	Cougar Classic	1st	2-0
	NIT		0-1
1982-83	Cougar Classic	3rd	1-1
	Holiday Festival	4th	0-2
1983-84	Cougar Classic	3rd	1-1
	Kentucky Invnt.	2nd	2-1
	WAC		0-1
	NCAA Regional		1-1
1984-85	Stanford Invnt.	3rd	1-1
	Cougar Classic	1st	2-0
	Cotton States	3rd	1-1
	WAC		0-1
1985-86	Kactus Klassic	3rd	1-1
	Cougar Classic	2nd	1-1




Travis Hansen led BYU with 21 points and two blocks in a 58-53 loss to Connecticut in the first round of the 2003 NCAA Tournament.


	WAC		0-1
	NIT		2-1
1986-87	Coca-Cola NIT Classic		0-1
	Cougar Classic	2nd	1-1
	Cable Car Classic	1st	2-0
	WAC		1-1
1987-88	Cougar Classic	1st	2-0
	WAC		1-1
	NCAA		1-1
1988-89	Lapchick	2nd	1-1
	Cougar Classic	2nd	1-1
	WAC		0-1
1989-90	Cougar Classic	1st	2-0
	WAC		0-1
	NCAA		0-1
1990-91	Big Apple NIT		0-1
	Cougar Classic	2nd	1-1
	Holiday Festival	4th	0-2
	WAC	1st	3-0
	NCAA		1-1
1991-92	Cougar Classic	1st	2-0
	Red Lobster Classic	3rd	1-1
	WAC	1st	3-0
	NCAA		0-1
1992-93	Cougar Classic	1st	2-0
	Maui Invitational	2nd	2-1
	Far West Classic	4th	0-2
	WAC		1-1
	NCAA		1-1
1993-94	T. of Champions	2nd	1-1
	Cougar Classic	1st	2-0
	WAC	2nd	2-1
	NIT		1-1
1994-95	Alaska Shootout	2nd	2-1
	Cougar Classic	1st	2-0

	Cable Car Classic	1st	2-0
	WAC		0-1
	NCAA		0-1
1995-96	Cougar Classic	1st	2-0
	WAC		0-1
1996-97	Cougar Classic	4th	0-2
1997-98	Cougar Classic	1st	2-0
	Rainbow Classic		1-2
	WAC		0-1
1998-99	Cougar Classic	1st	2-0
	WAC		1-1
1999-00	Cougar Classic	1st	2-0
	MWC	2nd	2-1
	NIT		2-1
2000-01	Yahoo Sports Invitational	4th	1-2
	MWC	1st	3-0
	NCAA		0-1
2001-02	Las Vegas Showdown		1-0
	MWC		0-1
	NIT		1-1
2002-03	Paradise Jam @ U.S. Virgin Islands		3-0
	MWC		1-1
	NCAA		0-1
2003-04	Cable Car Classic		2-0
	MWC		1-1
	NCAA		0-1
2004-05	Maui Invitational		1-2
	MWC		0-1

(21 NCAA Appearances: 11-24)  
(9 NIT Appearances: 12-7)

BYU appeared in its 21st NCAA Tournament in 2004 against defending national champion Syracuse. The Cougars played strong and jumped out to an 11-point lead in the first half, but Gerry McNamara's nine three-pointers and 43 points helped the Orangemen slip past BYU.





# BYU HOOP RECORDS



# INDIVIDUAL RECORDS


2005-06 BYU BASKETBALL

## POINTS IN A SINGLE GAME

PTS.	PLAYER	DATE	OPPONENT
47	Bob Skousen	Dec. 1, 1961	UCLA
44	Dave Eastis	Feb. 5, 1960	New Mexico
41	Timo Saarelainen	Feb. 7, 1985	New Mexico
40	Marty Haws	Nov. 24, 1989	Siena
40	John Fairchild	Feb. 26, 1965	Arizona
40	Dick Nemelka	Dec. 29, 1965	St. Bonaventure
40	Danny Ainge	Dec. 23, 1978	Oral Roberts
39	Michael Smith	Dec. 29, 1987	La Salle
39	Michael Smith	Dec. 19, 1987	Utah State
39	Dick Nemelka	Dec. 4, 1964	Oregon
39	Dick Nemelka	Dec. 4, 1965	Houston
39	Danny Ainge	Dec. 27, 1980	Utah State
38	Devin Durrant	Jan. 20, 1984	Hawaii
38	Dick Nemelka	Dec. 30, 1965	Cornell
37	Steve Schreiner	Feb. 9, 1991	Hawaii
37	Marty Haws	Jan. 4, 1990	Hawaii
37	Danny Ainge	Jan. 8, 1981	San Diego St.
37	Paul Ruffner	Dec. 29, 1969	Georgia
37	Joe Nelson	Jan. 1948	Denver
37	Danny Ainge	Mar. 14, 1981	UCLA
36	Russell Larson	Dec. 10, 1993	Nicholls State
36	Devin Durrant	Feb. 8, 1984	Texas-El Paso
36	Devin Durrant	Jan. 26, 1984	Wyoming
36	Devin Durrant	Dec. 28, 1983	UCLA
36	Paul Ruffner	Dec. 13, 1969	San Jose State
36	Doug Richards	Dec. 13, 1973	Idaho State
36	Danny Ainge	Dec. 3, 1977	Idaho State
36	Kresimir Cosic	Jan. 25, 1973	Arizona
35	Terrell Lyday	Jan. 8, 2000	Utah State
35	Russell Larson	Jan. 27, 1994	Wyoming
35	Michael Smith	Jan. 12, 1989	San Diego State
35	Devin Durrant	Jan. 7, 1984	Weber State
35	Devin Durrant	Dec. 10, 1983	St. Mary's
35	Devin Durrant	Nov. 30, 1983	Hofstra
35	Danny Ainge	Mar. 7, 1981	Utah
35	Kresimir Cosic	Dec. 22, 1971	Utah State
35	Paul Ruffner	Jan. 3, 1970	Utah
35	Dick Nemelka	Dec. 3, 1965	Illinois
35	Dick Nemelka	Dec. 6, 1963	UCLA
35	Bob Quinney	Dec. 23, 1963	Michigan State
35	Timo Saarelainen	Nov. 30, 1984	La Salle
34	Mekeli Wesley	Jan. 20, 2000	Wyoming
34	Kenneth Roberts	Mar. 4, 1995	Utah
34	Russell Larson	Feb. 25, 1995	Air Force
34	Michael Smith	Feb. 5, 1987	New Mexico
34	Michael Smith	Jan. 10, 1987	New Mexico
34	Michael Smith	Dec. 23, 1986	Pittsburgh
34	Devin Durrant	Jan. 14, 1984	Utah
34	Dick Nemelka	Feb. 6, 1966	Utah
34	John Nicoll	Feb. 7, 1958	New Mexico
34	Jay Cheesman	Feb. 27, 1977	New Mexico
34	Kari Liimo	Feb. 1, 1969	St. Francis
34	John Fairchild	Feb. 28, 1964	Arizona State
34	John Fairchild	Jan. 11, 1964	Wyoming
33	Devin Durrant	4 Times	
33	Michael Smith	3 Times	
33	Mark Bigelow, Andy Toolson, Timo Saarelainen, Fred Roberts, Danny Ainge, Jay Cheesman, Kresimir Cosic, Paul Ruffner, Jeff Congdon, Dick Nemelka, Steve Kramer, John Fairchild		

## REBOUNDS IN A SINGLE GAME

RBD.	PLAYER	DATE	OPPONENT
27	Scott Warner	Dec. 18, 1969	Texas Tech
26	John Benson	Dec. 1, 1956	Washington
25	John Fairchild	Dec. 23, 1965	Oklahoma City
25	Bruce Burton	Feb. 2, 1962	Denver
24	Mel Hutchins	Mar. 3, 1951	Utah
23	Alan Taylor	Mar. 1, 1980	San Diego State
23	Mark Handy	Mar. 7, 1975	Wyoming
23	Kresimir Cosic	Mar. 18, 1971	UCLA
23	Steve Trumbo	Jan. 21, 1982	Air Force
22	Brian Ambrozich	Dec. 9, 1972	Wisconsin
22	Kresimir Cosic	Feb. 27, 1971	Arizona
21	Craig Raymond	Feb. 5, 1966	Utah
21	John Fairchild	Mar. 13, 1965	Utah State
20	Alan Taylor	Jan. 20, 1979	Utah
20	Kresimir Cosic	Jan. 30, 1971	Arizona
20	John Fairchild	Feb. 6, 1965	Utah State
20	John Nicholls	1959	
19	Kresimir Cosic	Jan. 17, 1973	Niagara
19	Kresimir Cosic	Jan. 8, 1972	Arizona
19	Kresimir Cosic	Jan. 22, 1972	Utah State
19	Kresimir Cosic	Mar. 6, 1971	Utah
19	Kari Liimo	Feb. 1, 1969	St. Francis
19	Jim Eakins	Feb. 26, 1966	Wyoming
18	Gary Trost	Dec. 19, 1991	McNeese State
18	Steve Schreiner	Jan. 12, 1991	New Mexico
18	Michael Smith	Jan. 15, 1987	San Diego State
18	Steve Trumbo	Dec. 26, 1981	Utah State
18	Paul Ruffner	Dec. 29, 1969	Georgia
18	Bruce Burton	Feb. 16, 1963	Arizona State
17	Brett Applegate	Dec. 28, 1983	UCLA
17	Brett Applegate	Jan. 14, 1983	San Diego State
17	Steve Trumbo	Feb. 27, 1982	San Diego State
17	Steve Trumbo	Feb. 6, 1982	Colorado State
17	Greg Kite	Dec. 19, 1981	Illinois
17	Steve Trumbo	Feb. 2, 1981	Wyoming
17	Steve Trumbo	Jan. 8, 1981	Hawaii
17	Jay Cheesman	Feb. 13, 1976	Arizona State
17	Mark Handy	Feb. 22, 1975	Utah State
17	K. Sarkalahti	Dec. 16, 1972	Utah State
17	Paul Ruffner	Jan. 3, 1970	Utah
17	Steve Kramer	Dec. 21, 1965	St. Joseph's
17	Craig Raymond	Dec. 21, 1965	St. Joseph's
17	Dave Eastis	Feb. 4, 1961	Denver
17	Travis Hansen	Jan. 5, 2002	at Pepperdine
17	Rafael Araujo	Dec. 23, 2002	at San Francisco
17	Rafael Araujo	Dec 6, 2003	vs. Oklahoma State



*Travis Hansen was a rebounding machine against Pepperdine in 2002 when he pulled down a career-high 17 rebounds – the most ever by a BYU guard.*



## INDIVIDUAL SINGLE GAME BESTS

### POINTS SCORED

47 Bob Skousen vs. UCLA (1961)

### FIELD GOALS ATTEMPTED

36 John Nicoll vs. New Mexico (1958)

### FIELD GOALS MADE

21 Dave Eastis vs. New Mexico (1960)

### FIELD GOAL PERCENTAGE

100% 12/12, Kresimir Cosic vs. Arizona (1971)

### THREE-POINT FIELD GOALS ATTP.

15 Nick Sanderson vs. Kansas (1993)

### THREE-POINT FIELD GOALS MADE

8 Mike Rose vs. Southern Utah (2003)

### THREE-POINT PERCENTAGE (5 ATTPS)

1.000 6/6, Nathan Call vs. Utah (1991)  
1.000 5/5, Danny Bower vs. Wyoming (1998)

### FREE THROWS ATTEMPTED

20 John Benson vs. Montana (1957)  
20 John Nicoll vs. Utah (1958)  
20 Jerry Dahlman at Arizona St. (1963)

### FREE THROWS MADE

16 Mekeli Wesley at UTEP (1998)  
15 John Benson vs. Montana (1957)  
15 Steve Trumbo at CS Fullerton (1982)  
15 Devin Durrant vs. Hawaii (1983)

### FREE THROW PERCENTAGE (MIN. 10 ATTS.)

1.000 14/14, Andy Toolson vs. California (1989)  
1.000 13/13, Doug Howard vs. Ariz. St. (1970)  
1.000 13/13, Verne Thompson at Wyo. (1977)  
1.000 13/13, Devin Durrant vs. St. Joe's (1983)  
1.000 13/13, Marty Haws vs. Hawaii (1990)  
1.000 13/13, Russell Larson vs. Fresno St. (1994)  
1.000 13/13, Ken Roberts vs. S. Utah (1994)  
1.000 12/12, Mekeli Wesley at USF (2001)  
1.000 12/12, Travis Hansen at UNM (2003)  
1.000 11/11, Ron Selleaze vs. Utah (1998)  
1.000 11/11, Mekeli Wesley at Utah (1998)  
1.000 11/11, Mark Bigelow vs. Arizona (1999)  
1.000 11/11, Mark Bigelow at California (1999)  
1.000 10/10, Nathan Cooper at UC Irvine (1999)  
1.000 10/10, Mike Hall vs. UNLV (2004)

### REBOUNDS

27 Scott Warner vs. Texas Tech (1970)

### ASSISTS


16 Mike May vs. Niagara (1977)  
15 Matt Montague vs. Idaho (2002)  
15 Matt Montague vs. Wyoming (2002)

### STEALS


9 Mark Bigelow vs. Arizona (1999)

### BLOCKED SHOTS


14 Shawn Bradley vs. E. Kentucky (1991)




Mark Bigelow had nine steals and was 11-11 from the free-throw line against Arizona in 1998 setting two single-game bests.



Matt Montague had two 15-assist games in 2001-2002 and went on to set BYU career and season assist records. Montague is BYU's all-time assist leader.



In the 2003-04 season opener against Southern Utah, freshman Mike Rose connected on a team record eight three-pointers in his collegiate debut.



Devin Durrant earned several medals while playing for USA Basketball. Durrant is third on BYU's all-time scoring list.



# INDIVIDUAL SEASON RECORDS

2005-06 BYU BASKETBALL

## INDIV. SCORING BY SEASON

YEAR	PLAYER	PTS.	AVG.
2005	Mike Hall	416	13.9
2004	Rafael Araujo	552	18.4
2003	Travis Hansen	537	16.8
2002	Travis Hansen	469	15.6
2001	Mekeli Wesley	569	17.2
2000	Terrell Lyday	565	17.1
1999	Mark Bigelow	419	15.0
1998	Ron Selleaze	352	16.8
1997	Jeff Campbell	383	15.3
1996	Kenneth Roberts	539	19.3
1995	Russell Larson	573	17.9
1994	Russell Larson	637	19.9
1993	Gary Trost	516	15.2
1992	Gary Trost	441	14.2
1991	Shawn Bradley	503	14.8
1990	Marty Haws	556	18.5
1989	Michael Smith	765	26.4
1988	Michael Smith	679	21.2
1987	Michael Smith	643	20.1
1986	Jeff Chatman	559	17.5
1985	Timo Saarelainen	639	22.0
1984	DEVIN DURRANT	866	27.9
1983	Devin Durrant	662	22.8
1982	Fred Roberts	466	15.5
1981	Danny Ainge	782	24.4
1980	Danny Ainge	555	19.1
1979	Danny Ainge	498	18.4
1978	Danny Ainge	632	21.1
1977	Jay Cheesman	429	15.9
1976	Jay Cheesman	441	17.6
1975	Brian Frishman	354	15.4
1974	Doug Richards	527	20.3
1973	Kresimir Cosic	524	20.2
1972	Kresimir Cosic	581	22.3
1971	Bernie Fryer	558	19.2
1970	Doug Howard	472	18.2
1969	Doug Howard	430	15.4
1968	Kari Liimo	410	17.0
1967	Craig Raymond	342	14.2
1966	Dick Nemelka	599	24.0
1965	John Fairchild	602	21.5
1964	John Fairchild	507	20.3
1963	Bruce Burton	445	17.1
1962	Bob Skousen	363	15.9
1961	Gary Earnest	429	16.5
1960	Dave Eastis	483	20.1
1959	Bob Skousen	462	17.7
1958	John Nicolls	463	17.8
1957	John Benson	516	18.4
1956	Terry Tebbs	506	19.5
1955	Herschel Pedersen	421	16.1
1954	Dean Larsen	426	15.2
1953	Joe Richey	525	17.5
1952	Joe Richey	352	14.6
1951	Roland Minson	619	16.7
1950	Joe Nelson	420	14.5


## INDIV. REBOUNDS BY SEASON

YEAR	PLAYER	RBS.	AVG.
2005	Keena Young	140	5.6
2004	Rafael Araujo	303	10.1
2003	Rafael Araujo	286	8.9
2002	Travis Hansen	187	6.2
2001	Mekeli Wesley	181	5.5
2000	Mekeli Wesley	192	5.8
1999	Mark Bigelow	175	6.3
1998	Ron Selleaze	146	7.0
1997	Justin Weidauer	158	8.3
1996	Justin Weidauer	204	7.3
1995	Russell Larson	222	6.9
1994	Russell Larson	292	9.1
1993	Gary Trost	236	6.9
1992	Gary Trost	203	6.3
1991	Shawn Bradley	262	7.7
1990	Andy Toolson	198	6.6
1989	Michael Smith	248	8.6
1988	Michael Smith	248	7.8
1987	Michael Smith	273	8.5
1986	Tom Gneiting	230	7.4
1985	Alan Pollard	189	6.5
1984	Brett Applegate	352	11.4
1983	Greg Kite	255	8.8
1982	Steve Trumbo	335	11.5
1981	Steve Trumbo	342	10.7
1980	Alan Taylor	317	10.9
1979	Alan Taylor	266	9.5
1978	Alan Taylor	246	8.5
1977	Jay Cheesman	225	8.3
1976	Jay Cheesman	233	9.3
1975	Mark Handy	236	9.1
1974	Mark Handy	227	8.7
1973	Kresimir Cosic	246	9.5
1972	Kresimir Cosic	332	12.8
1971	Kresimir Cosic	341	12.6
1970	Paul Ruffner	254	9.8
1969	Paul Ruffner	268	9.6
1968	Jim Eakins	252	10.1
1967	Craig Raymond	183	7.6
1966	Craig Raymond	247	9.9
1965	John Fairchild	348	12.4
1964	JOHN FAIRCHILD	330	13.2
1963	Bruce Burton	271	10.4
1962	Bruce Burton	271	10.4
1961	Dave Eastis	243	9.3
1960	Dave Eastis	245	10.2
1959	Bob Skousen	239	9.2
1958	John Nicholls	307	11.8
1957	John Bensen	317	11.3
1956	Herschel Pedersen	314	12.1
1955	Herschel Pedersen	293	11.3
1954	Nick Mateljan	276	10.6
1953	Nick Mateljan	292	9.7
1952	Joe Richey	167	7.0
1951	MEL HUTCHINS	471	12.7
1950	No Record Available		

## INDIV. ASSISTS BY SEASON

YEAR	PLAYER	AST.	AVG.
2005	Austin Ainge	130	4.1
2004	Luiz Lemes	136	4.5
2003	Kevin Woodberry	80	2.5
2002	MATT MONTAGUE	217	7.2
2001	Matt Montague	97	2.9
2000	Matt Montague	125	3.8
1999	Michael Vranes	80	2.9
1998	Brian Dignan	109	4.0
1997	Matt Montague	131	5.0
1996	Randy Reid	142	5.1
1995	Robbie Reid	157	4.9
1994	Randy Reid	87	2.7
1993	Randy Reid	141	4.1
1992	Nathan Call	204	6.4
1991	Nathan Call	164	4.8
1990	Marty Haws	123	4.1
1989	Marty Haws	149	5.1
1988	Brian Taylor	151	4.7
1987	Brian Taylor	118	3.7
1986	Bob Capener	104	3.3
1985	Marty Perry	114	4.2
1984	Chris Nikchevich	117	3.9
1983	Marty Perry	91	3.4
1982	Scott Sinek	100	3.3
1981	Danny Ainge	127	4.0
1980	Danny Ainge	132	4.6
1979	Danny Ainge	122	4.5
1978	Danny Ainge	158	5.3
1977	Mike May	108	4.2
1976	Verne Thompson	78	3.0
1975-53	No Records Available		
1952	Jerry Romney	37	1.6
1951	Roland Minson	99	2.7
1950	No Record Available		

KEVIN WOODBERRY & LUIZ LEMES



NOTE: Players listed in caps indicate all-time single-season leaders for cumulative totals and per-game averages.

# INDIVIDUAL SEASON RECORDS

2005-06 BYU BASKETBALL



## POINTS SCORED

866	Devin Durrant (27.9 avg.)	1984
782	Danny Ainge (24.4)	1981
765	Michael Smith (26.4)	1989
679	Michael Smith (21.2)	1988
662	Devin Durrant (22.8)	1983
643	Michael Smith (20.1)	1987
639	Timo Saarelainen (22.0)	1985
637	Russell Larson (19.5)	1994
632	Danny Ainge (21.1)	1978
623	Jeff Chatman (19.5)	1988
619	Roland Minson (16.7)	1951
603	Fred Roberts (18.8)	1981
602	John Fairchild (21.5)	1965
599	Dick Nemelka (24.0)	1966
581	Kresimir Cosic (22.3)	1972
573	Russell Larson (17.9)	1995
571	Mel Hutchins (15.4)	1951
569	Mekeli Wesley (17.2)	2001
565	Terrell Lyday (17.1)	2000
559	Jeff Chatman (17.5)	1986
558	Bernie Fryer (19.2)	1971
556	Marty Haws (18.5)	1990
556	Mekeli Wesley (16.8)	2000
555	Danny Ainge (19.1)	1980
552	Rafael Araujo (18.4)	2004
550	Andy Toolson (18.3)	1990
540	Jeff Chatman (16.9)	1987
540	Terrell Lyday (16.4)	2001
539	Kenneth Roberts (19.3)	1996
537	Travis Hansen (16.8)	2003
529	Joe Nelson (15.6)	1949
527	Doug Richards (20.3)	1974
527	Bryon Ruffner (18.8)	1996
525	Joe Richey (17.5)	1953
524	Kresimir Cosic (20.2)	1973
516	John Benson (18.4)	1957
516	Steve Kelly (17.8)	1971
516	Gary Trost (15.2)	1993
511	Tom Steinke (19.7)	1957
507	John Fairchild (20.3)	1964
506	Terry Tebbs (19.5)	1956
503	Shawn Bradley (14.8)	1991

## POINTS PER GAME

27.9	Devin Durrant	1984
26.4	Michael Smith	1989
24.4	Danny Ainge	1981
24.0	Dick Nemelka	1966
22.8	Devin Durrant	1983
22.3	Kresimir Cosic	1972
22.0	Timo Saarelainen	1985
21.5	John Fairchild	1965
21.2	Michael Smith	1988
21.1	Danny Ainge	1978
20.3	Doug Richards	1974
20.3	John Fairchild	1964
20.2	Kresimir Cosic	1973
20.1	Michael Smith	1987
20.1	Dave Eastis	1960

## FIELD GOAL PERCENTAGE (STARTERS)

.631	Russell Larson	1993
.616	Tom Gneiting	1987
.606	Eric Nielsen	2001
.597	Alan Taylor	1980
.595	Jeff Chatman	1988
.591	Jared Jensen	2002
.588	Fred Roberts	1980
.581	Shawn Bradley	1991
.579	Fred Roberts	1981
.578	Eric Nielsen	2000
.577	Kenneth Roberts	1994
.575	Devin Durrant	1984
.574	Jared Jensen	2003

## FIELD GOALS ATTEMPTED

627	Roland Minson	1951
-----	---------------	------

## FIELD GOALS MADE

312	Devin Durrant	1984
-----	---------------	------

## THREE-POINT PERCT. (30+ ATTS)

.532	Nathan Call	1988
------	-------------	------

## THREE-POINT FIELD GOALS ATTEMPTED

209	Nick Sanderson	1993
-----	----------------	------

## THREE-POINT FIELD GOALS MADE

74	Andy Toolson	1990
73	Nick Sanderson	1993
68	Danny Bower	1998
67	Terrell Lyday	2000
65	Mark Bigelow	2002
63	Mark Bigelow	2003

## CONSECUTIVE GAMES WITH A THREE-POINT FIELD GOAL (SEASON)

21	Terrell Lyday	2000
16	Andy Toolson	1990
15	Mark Bigelow	2002
14	Terrell Lyday	2001
12	Mark Bigelow	2003
11	Terrell Lyday	2001
11	Mike Rose	2005

## FREE THROW PERCENTAGE (STARTERS)

.925	Michael Smith (160/173)	1989
.904	Michael Smith (103/114)	1987
.902	Bob Quinney (55/61)	1966
.902	Chris Nikchevich (55/61)	1984
.877	Scott Runia (50/57)	1979
.875	Ricky Bower (49/56)	2003
.874	Gary Batchelor (104/119)	1963
.874	Brian Taylor (97/111)	1988
.864	Danny Ainge (146/169)	1978
.855	Randy Reid (71/83)	1993
.853	Doug Howard (122/143)	1969
.845	Jared Jensen (82/97)	2002

## FREE THROWS ATTEMPTED

307	Devin Durrant	1984
-----	---------------	------

## FREE THROWS MADE

242	Devin Durrant	1984
-----	---------------	------

## CONSECUTIVE FREE THROWS


32	Michael Smith	1989
----	---------------	------

## REBOUNDS

471	Mel Hutchins	1951
352	Brett Applegate	1984
348	John Fairchild	1965
342	Steve Trumbo	1981
341	Kresimir Cosic	1971
335	Steve Trumbo	1982
332	Kresimir Cosic	1972
330	John Fairchild	1964
317	Alan Taylor	1980
317	John Bensen	1957
314	Herschel Pedersen	1956
307	John Nichol	1958

## REBOUNDS PER GAME (STARTERS)

13.2	John Fairchild	1964
12.8	Kresimir Cosic	1972
12.7	Mel Hutchins	1951
12.6	Kresimir Cosic	1971
12.4	John Fairchild	1965
12.1	Herschel Pedersen	1956
11.8	John Nichol	1958
11.5	Steve Trumbo	1982
11.4	Brett Applegate	1984
11.3	John Bensen	1957
11.3	Herschel Pedersen	1955
10.9	Alan Taylor	1980
10.7	Steve Trumbo	1981



MICHAEL SMITH

10.6	Nick Mateljan	1954
10.2	Dave Eastis	1960
10.1	Jim Eakins	1968
10.1	Rafael Araujo	2004

## PERSONAL FOULS

124	Jared Miller	1993
-----	--------------	------

## TIMES DISQUALIFIED

11	Jared Miller	1993
11	Glen Roberts	1978

## BLOCKED SHOTS

177	Shawn Bradley	1991
-----	---------------	------

## STEALS

66	Marty Haws	1990
62	Terrell Lyday	2000

## ASSISTS - TOTAL

217	Matt Montague	2002
204	Nathan Call	1992
164	Nathan Call	1991
158	Danny Ainge	1978
157	Robbie Reid	1995

## ASSISTS - AVERAGE

7.2	Matt Montague	2002
6.4	Nathan Call	1992
5.3	Danny Ainge	1978
5.1	Marty Haws	1989
5.1	Randy Reid	1996
5.0	Matt Montague	1997
4.9	Robbie Reid	1995
4.8	Nathan Call	1991
4.7	Brian Taylor	1988
4.6	Danny Ainge	1980
4.5	Danny Ainge	1979
4.5	Luiz Lemes	2004

## TRIPLE DOUBLES

1	Danny Ainge (vs. Long Beach St.)	1978
1	Fred Roberts (vs. Utah)	1981
1	Michael Smith (vs. Colorado St.)	1988



# INDIVIDUAL CAREER RECORDS

2005-06 BYU BASKETBALL

## POINTS SCORED

2467	Danny Ainge	78-79-80-81
2319	Michael Smith	84-87-88-89
2285	Devin Durrant	79-80-83-84
1885	Russell Larson	92-93-94-95
1841	Fred Roberts	79-80-81-82
1824	Jeff Chatman	85-86-87-88
1740	Mekeli Wesley	98-99-00-01
1715	Mark Bigelow	99, 02-03-04
1652	Kenneth Roberts	91-94-95-96
1512	Kresimir Cosic	71-72-73
1408	Jay Cheesman	74-75-76-77
1388	Andy Toolson	85-88-89-90

## POINTS PER GAME

20.92	John Fairchild	20.2, 21.5
20.91	Danny Ainge	21.1, 18.4, 19.1, 24.4
19.5	D. Durrant	13.2, 13.3, 22.8, 27.9
19.1	Kresimir Cosic	15.0, 22.3, 20.2
19.0	Michael Smith	8.0, 20.1, 21.2, 26.4
18.7	Bernie Fryer	19.2, 18.2
16.7	Terrell Lyday	17.1, 16.4
16.7	Dick Nemelka	10.8, 15.4, 24.0
16.3	Paul Ruffner	15.1, 17.7
16.2	Bob Skousen	17.7, 15.9, 13.0
15.6	Doug Richards	20.3, 15.9, 10.7
15.1	Mekeli Wesley	13.5, 11.0, 16.8, 17.2
15.1	Rafael Araujo	12.0, 18.4

## FIELD GOALS ATTEMPTED

1875	Danny Ainge	78-79-80-81
1749	Michael Smith	84-87-88-89
1527	Devin Durrant	79-80-83-84
1369	Jeff Chatman	85-86-87-88
1333	Joe Richey	51-52-53
1259	Fred Roberts	79-80-81-82
1250	Mark Bigelow	99, 02-03-04
1227	Mekeli Wesley	98-99-00-01
1188	Russell Larson	92-93-94-95
1162	Kresimir Cosic	71-72-73

## FIELD GOALS MADE

987	Danny Ainge	78-79-80-81
886	Michael Smith	84-87-88-89
832	Devin Durrant	79-80-83-84
751	Jeff Chatman	85-86-87-88
687	Fred Roberts	79-80-81-82
660	Russell Larson	92-93-94-95
570	Mekeli Wesley	98-99-00-01
566	Kresimir Cosic	71-72-73
561	Kenneth Roberts	91-94-95-96
558	Jay Cheesman	74-75-76-77
548	Roland Minson	49-50-51

## FIELD GOAL PERCENTAGE (STARTERS)

.574	Alan Taylor	77-78-79-80
.567	Jared Jensen	02-03-04-05
.567	Rafael Araujo	03-04
.566	Gary Trost	88-91-92-93
.556	Jared Miller	91-92-93
.556	Russell Larson	92-93-94-95
.550	Kenneth Roberts	91-94-95-96
.550	Tom Gneiting	85-86-87
.549	Jeff Chatman	85-86-87-88
.546	Fred Roberts	79-80-81-82
.546	Kenneth Roberts	91-94-95-96
.545	Devin Durrant	79-80-83-84

## THREE-POINT FIELD GOALS ATTEMPTED

559	Mark Bigelow	99, 02-03-04
355	Randy Reid	92-96
321	Terrell Lyday	00-01

## THREE-POINT FIELD GOALS MADE

213	Mark Bigelow	99, 02-03-04
141	Andy Toolson	85-88-89-90
127	Terrell Lyday	00-01

## THREE-POINT PERCENTAGE (STARTERS)

.456	Nathan Call	86-87-90-91
.445	Mark Heslop	88-89-90-91
.437	Andy Toolson	85-88-89-90
.430	Michael Smith	84-87-88-89

## CONSECUTIVE GAMES WITH A THREE-POINT FIELD GOAL - CAREER

22	Mark Bigelow	1999, 2002
21	Terrell Lyday	2000

## FREE THROWS ATTEMPTED

820	Devin Durrant	79-80-83-84
673	Russell Larson	92-93-94-95
651	Mekeli Wesley	98-99-00-01
641	Kenneth Roberts	91-94-95-96
605	Danny Ainge	78-79-80-81
602	Fred Roberts	79-80-81-82
513	Mark Bigelow	99, 02-03-04
496	Gary Trost	88-91-92-93
491	Michael Smith	84-87-88-89
484	Kresimir Cosic	71-72-73
477	Jeff Chatman	85-86-87-88
430	Marty Haws	87-88-89-90

## FREE THROWS MADE

621	Devin Durrant	79-80-83-84
541	Russell Larson	92-93-94-95
511	Kenneth Roberts	91-94-95-96
509	Mekeli Wesley	98-99-00-01
493	Danny Ainge	78-79-80-81
467	Fred Roberts	79-80-81-82
431	Michael Smith	84-87-88-89
414	Mark Bigelow	99, 02-03-04
381	Kresimir Cosic	71-72-73
359	Gary Trost	88-91-92-93
338	Randy Reid	93-94-95-96
329	Travis Hansen	01-02-03

## FREE THROW PERCENTAGE (STARTERS)

.878	Michael Smith	84-87-88-89
.830	Randy Reid	93-94-95-96
.828	Mark Heslop	88-89-90-91
.827	Brian Taylor	83-84-87-88
.826	Nick Sanderson	92-93
.826	Gary Bachelor	61-62-63
.816	Danny Ainge	78-79-80-81
.813	Doug Howard	68-69-70

## REBOUNDS

922	Michael Smith	84-87-88-89
919	Kresimir Cosic	71-72-73
919	Alan Taylor	77-78-79-80

839	Greg Kite	80-81-82-83
838	Fred Roberts	79-80-81-82
835	Steve Trumbo	79-80-81-82
821	Russell Larson	92-93-94-95
803	John Benson	56-57-58
801	Mark Handy	74-75-76-77

## REBOUNDS PER GAME (STARTERS ONLY)

12.8	John Fairchild	64-65
11.6	Kresimir Cosic	71-72-73
10.2	John Benson	56-57-58

## GAMES PLAYED

129	Russell Larson	92-93-94-95
129	Nathan Call	86-87-90-91

## PERSONAL FOULS

408	Russell Larson	92-93-94-95
-----	----------------	-------------

## ASSISTS - TOTAL

570	Matt Montague	97, 00-01-02
539	Danny Ainge	78-79-80-81
528	Nathan Call	86-87-90-91
502	Marty Haws	87-88-89-90

## ASSISTS - AVERAGE

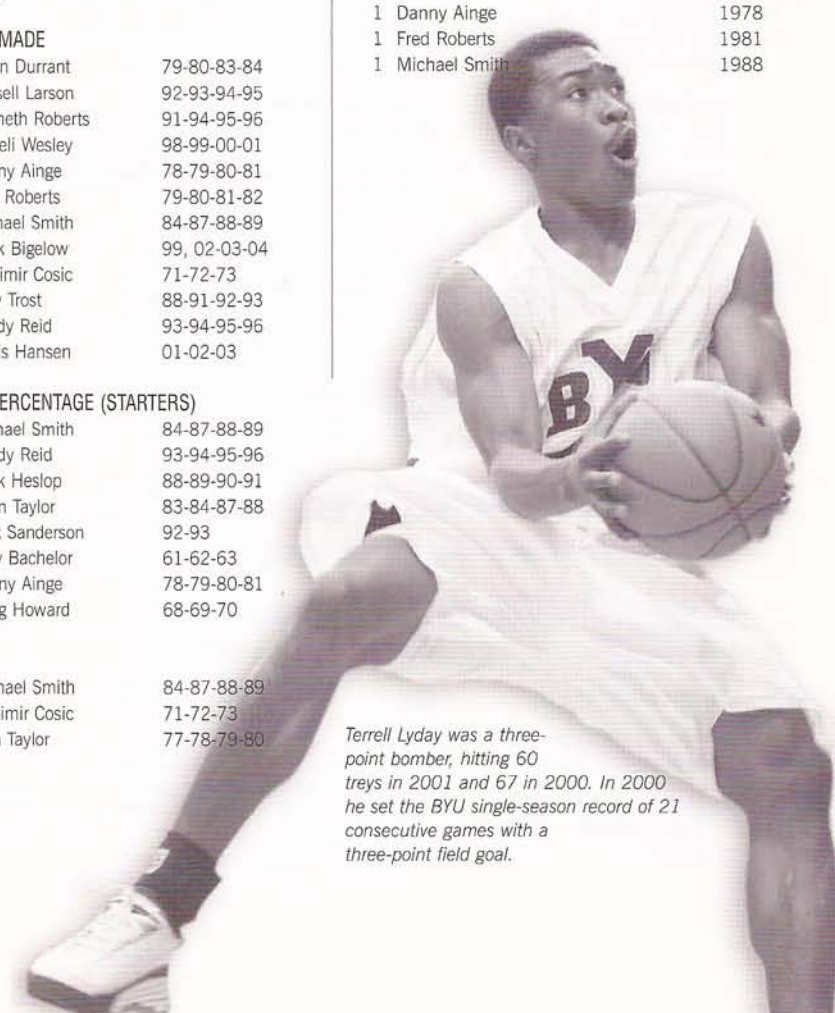
4.67	Matt Montague	97, 00-01-02
4.57	Danny Ainge	78-79-80-81
4.09	Nathan Call	86-87-90-91

## BLOCKED SHOTS

208	Greg Kite	80-81-82-83
-----	-----------	-------------

## TRIPLE DOUBLES

1	Danny Ainge	1978
1	Fred Roberts	1981
1	Michael Smith	1988



Terrell Lyday was a three-point bomber, hitting 60 treys in 2001 and 67 in 2000. In 2000 he set the BYU single-season record of 21 consecutive games with a three-point field goal.





## TEAM SINGLE SEASON

GAMES	37	1951
FIELD GOALS	1,014	1965
FG ATTEMPTS	2,611	1951
FIELD GOAL PERCENTAGE		
.531		1988
.528		1979
.522		1980
.506		1984
.500		1989
.498		1993
.498		1992
.493		1993
.492		1994
THREE-POINT SHOTS ATTEMPTED		
638		1998
THREE-POINT SHOTS MADE		
214		1992
THREE-POINT PERCENTAGE		
.452		1988
FREE THROWS MADE		
697		1993
FREE THROW ATTS.		
909		1993
FREE THROW PERCENTAGE		
.815		1989
.780		2001
.773		1995
.767		1993
.765		1996
.763		1988
.760		2002
.755		1974
.755		2003
.750		1984
.746		1987
REBOUNDS		
1,457	1951 & 1965	
TEAM REBOUNDING AVERAGE		
55.8		1956
ASSISTS		
613		1993
STEALS		
236		2000
BLOCKED SHOTS		
246		1991
MOST PERSONAL FOULS		
721		1993
MOST PERSONAL FOULS PER GAME		
23.1	1985 (671 in 29 games)	
FEWEST PERSONAL FOULS PER GAME		
13.9	1971 (403 in 29 games)	
MOST PLAYERS DISQUALIFIED		
39		1978
WINNING PERCENTAGE		
.850	17-3	1942
.828	24-5	1980
.812	26-6	1988
.807	21-5	1972
CONSECUTIVE VICTORIES		
17		1988
HOMECOURT WINNING STREAK		
44	2/19/00 - 1/16/03	
24	3/17/1994 - 1/18/1996	
CONSECUTIVE DEFEATS		
21		1997
8		1927
LARGEST SCORING MARGIN		
12.6	1966 (95.5 - 82.9)	
	1953 (68.1 - 55.5)	
MOST POINTS SCORED PER GAME		
95.5		1966
FEWEST POINTS SCORED PER GAME		
48.6		1946
FEWEST POINTS ALLOWED PER GAME		
46.4		1946

## TEAM SINGLE GAME

FIELD GOALS ATTEMPTED		
108	vs. Montana	1953
FIELD GOALS MADE		
51	vs. Houston	1966
FIELD GOAL PERCENTAGE		
.736	vs. St. Mary's (39-53)	1983
.708	vs. Elon College (34-48)	2001
THREE-POINTERS ATTEMPTED		
33	vs. Louisiana State	1992
THREE-POINT FIELD GOALS MADE		
14	vs. Southern Utah	2003
13	vs. USC	2005
13	vs. SDSU	2002
13	vs. TCU	1999
13	vs. Louisiana State	1992
THREE-POINT PERCENTAGE (MIN 10)		
.733	at Air Force (11/15)	1993
FREE THROWS ATTEMPTED		
49	vs. Santa Clara	1965
FREE THROWS MADE		
39	vs. Utah State	1957
CONSECUTIVE FREE THROWS		
18	at Wyoming	1996
BEST FREE THROW PERCENTAGE (MIN 10)		
1.000	vs. Wichita St. (12/12)	1965
1.000	Chaminade (10/10)	2005
.957	vs. Wyoming (22/23)	1974
.950	vs. San Diego State (19/20)	2002
MOST REBOUNDS		
77	vs. St. Mary's	1966
MOST STEALS		
17	vs. James Madison	1990
MOST ASSISTS		
34	vs. Northeast Louisiana	1975
34	vs. San Diego State	1980
REBOUND MARGIN		
40	vs. St. Mary's	1967
FEWEST PERSONAL FOULS		
5	vs. Michigan State	1981
FEWEST TOTAL POINTS		
25	vs. Wyoming	1982
FEWEST POINTS IN A HALF		
12	vs. Wyoming @ 1980, vs. 1982	
13	at Air Force	2005
FEWEST POINTS ALLOWED IN A HALF		
10	vs. Air Force	2003
MOST PERSONAL FOULS		
36	vs. Idaho State	1977
MOST TOTAL POINTS		
128	vs. Sacramento State	1993
MOST POINTS ONE HALF		
69	vs. North Texas	1981
BIGGEST SCORING MARGIN		
51	vs. St. Mary's (108-57)	1967
FEWEST FIELD GOALS ATTEMPTED		
23	at Wyoming	1980
FEWEST FIELD GOALS MADE		
10	at Wyoming	1980
10	vs. Southern Utah	2001
FEWEST FREE THROWS ATTEMPTED		
3	vs. Niagara	1976
3	vs. St. Mary's (Calif.)	2005
4	vs. San Diego State	2001
FEWEST FREE THROWS MADE		
1	vs. Niagara	1976
2	vs. San Diego State	2001

## TEAM SEASON SCORING

Year	Offense		Defense	
	Pts.	Avg.	Pts.	Avg.
2005	1972	65.7	2070	69.0
2004	2200	73.3	1966	65.5
2003	2299	71.8	2032	63.5
2002	2115	70.5	1951	65.0
2001	2324	70.4	2069	62.7
2000	2328	70.5	2107	63.8
1999	2009	71.8	2055	73.4
1998	1906	63.5	2093	69.8
1997	1547	59.5	2061	79.3
1996	2303	82.3	2194	78.4
1995	2405	75.2	2214	69.2
1994	2540	79.4	2382	74.4
1993	2754	81.0	2445	71.9
1992	2567	80.2	2227	69.6
1991	2454	72.2	2336	68.7
1990	2110	70.3	1971	65.7
1989	2338	80.6	2322	80.1
1988	2735	85.5	2437	76.2
1987	2634	82.3	2469	77.2
1986	2328	72.8	2159	74.4
1985	2175	75.0	2159	74.4
1984	2433	78.5	2325	75.0
1983	2014	69.5	1919	66.2
1982	1885	62.8	1752	58.4
1981	2525	78.8	2275	71.1
1980	2421	83.5	2103	72.5
1979	2381	85.0	2144	76.6
1978	2429	81.0	2495	83.2
1977	2013	74.6	2027	75.1
1976	2015	77.5	2183	83.9
1975	2062	79.3	2088	80.3
1974	2015	77.5	2183	83.9
1973	2068	79.5	1940	74.6
1972	2128	81.8	1927	74.1
1971	2401	82.8	2294	79.1
1970	2096	80.7	2188	84.1
1969	2325	83.0	2259	80.7
1968	2064	82.6	1956	78.2
1967	1960	81.7	1827	76.1
1966	2388	95.5	2073	82.9
1965	2639	94.3	2356	83.1
1964	1974	79.0	2004	80.2
1963	1985	77.1	2035	78.3
1962	1834	70.5	1947	74.9
1961	1923	73.9	1870	71.9
1960	1676	67.0	1877	75.1
1959	1965	75.5	1854	71.2
1958	1697	65.3	1735	66.7
1957	1985	77.1	1888	67.1
1956	2006	77.2	1743	67.0
1955	1892	72.7	1847	71.0
1954	1991	68.6	1897	64.8
1953	2053	69.2	1694	56.2
1952	1451	60.4	1412	58.8
1951	2355	65.3	2012	55.7
1950	1903	55.0	1698	49.9



# 1,000 POINT CLUB


2005-06 BYU BASKETBALL



## DANNY AINGE • 1977-1981, G, 6-5 • 2467 Career Points

Year	G	FGM-FGA	FG%	FTM-FTA	FT%	REB-AVG	PTS-AVG
77-78	30	243-473	.51	146-169	.86	173-5.8	632-21.1
78-79	27	206-376	.55	86-112	.77	102-3.8	498-18.4
79-80	29	229-430	.53	97-124	.78	114-3.9	555-19.1
80-81	30	309-596	.52	164-199	.82	152-4.8	782-24.4
<b>Totals</b>	<b>118</b>	<b>987-1875</b>	<b>.53</b>	<b>493-605</b>	<b>.81</b>	<b>541-4.6</b>	<b>2467-20.9</b>


- Won Eastman and John Wooden Award in his senior season
- Led BYU in scoring all four years and finished with a career average of 20.9 ppg.
- Scored game winning lay-up in Sweet Sixteen against Notre Dame
- NCAA record, scoring in double figures in 112 consecutive games
- Drafted by both the Toronto Blue Jays (MLB) and the Boston Celtics (NBA)
- Played on two NBA championship teams at Boston, 1984 and '86
- Played in 193 career playoff games, third all-time to Kareem Abdul-Jabbar and Robert Horry



## MICHAEL SMITH • 1983-84, 1986-89, F, 6-10 • 2319 Career Points

Year	G	FGM-FGA	FG%	3PM-3PA	3P%	FTM-FTA	FT%	REB-AVG	PTS-AVG
83-84	29	99-218	.454	-----	---	34-45	.756	153-5.3	232-8.0
86-87	32	253-497	.509	34-70	.486	103-114	.904	273-8.5	643-20.1
87-88	30	229-452	.507	44-102	.431	127-151	.841	224-7.5	679-21.0
88-89	29	286-545	.525	33-87	.379	160-173	.925	248-8.6	765-26.4
<b>Totals</b>	<b>120</b>	<b>886-1749</b>	<b>.507</b>	<b>111-259</b>	<b>.428</b>	<b>424-483</b>	<b>.878</b>	<b>922-7.7</b>	<b>2319-19.3</b>

- Named third team Basketball Weekly and honorable mention Sporting News All-America his senior year
- Named second team UPI and third team AP All-America his junior season
- Finished his career with 2,319 points, second on BYU's all-time scoring list behind Danny Ainge
- Grabbed 922 rebounds in his career, the most by any Cougar
- Drafted in the first round by the Boston Celtics



## DEVIN DURRANT • 1978-80, 1982-84, F, 6-7 • 2285 Career Points

Year	G	FGM-FGA	FG%	FTM-FTA	FT%	REB-AVG	PTS-AVG
78-79	28	132-263	.540	86-122	.710	146-5.2	370-13.2
79-80	29	147-265	.550	93-130	.720	170-5.9	387-13.3
82-83	29	231-456	.510	200-261	.770	167-5.8	662-22.8
83-84	31	312-543	.575	242-307	.788	160-5.2	866-27.9
<b>Totals</b>	<b>117</b>	<b>822-1527</b>	<b>.538</b>	<b>621-820</b>	<b>.757</b>	<b>643-5.5</b>	<b>2,285-19.5</b>

- AP All-America second team, UPI All-America third team
- Holds the BYU record for scoring average of 27.9 in his senior season
- WAC Player of the Year his junior year
- Finished 19th in the NCAA in scoring and was the 12th leading returning scorer in the nation in his junior season
- Drafted in the second round by the Indiana Pacers



## RUSSELL LARSON • 1992-1995, F/C, 6-11 • 1885 Career Points

YEAR	G-GS	FGM-FGA	FG%	3PM-3PA	3P%	FTM-FTA	FT%	REB-AVG	PTS-AVG
91-92	32-1	101-187	.540	0-0	---	115-141	.816	162-5.1	317-9.9
92-93	33-19	135-214	.631	0-2	---	88-120	.733	145-4.4	358-10.8
93-94	32-32	223-403	.553	10-35	.286	181-221	.819	292-9.1	637-19.9
94-95	32-32	201-384	.523	14-28	.500	157-191	.822	222-6.9	573-17.9
<b>Totals</b>	<b>129-84</b>	<b>660-1188</b>	<b>.556</b>	<b>24-63</b>	<b>.393</b>	<b>541-673</b>	<b>.804</b>	<b>821-6.4</b>	<b>1885-14.6</b>


- Leads the school for single season shooting percentage at .631
- First team All-WAC by Coaches and Writers
- In addition to being fourth all-time at BYU in scoring with 1,885, he is also fourth in field goal percentage at .556.
- GTE/CoSida Second Team Academic All-America



**FRED ROBERTS • 1978-1982, F, 6-10 • 1841 Career Points**

YEARS	G/GS	FG/FGA	FG%	FT/FTA	FT%	PTS	AVG	REB	AVG	AST	TO	BLK	STL	MIN	AVG
78-79	28/28	158/291	.543	83/106	.78	399	14.3	191	6.8	63	72	23	24	861	30.8
79-80	29/29	151/257	.588	71/98	.72	373	13.1	177	6.1	72	75	19	10	891	30.7
80-81	32/32	216/373	.579	171/220	.77	603	18.8	255	8.0	110	104	14	26	1188	37.1
81-82	30/30	162/338	.479	142/178	.797	466	15.5	215	7.2	96	109	19	21	1118	37.3
<b>Totals</b>	<b>119/119</b>	<b>687/1259</b>	<b>.546</b>	<b>487/602</b>	<b>.778</b>	<b>1,841</b>	<b>15.5</b>	<b>838</b>	<b>7.8</b>	<b>341</b>	<b>360</b>	<b>75</b>	<b>81</b>	<b>4058</b>	<b>34.1</b>

- First team All-WAC
- Basketball Writers District VII team
- Shot a career average 55 percent from the field



**JEFF CHATMAN • 1984-1988, F, 6-6 • 1788 Career Points**

Year	G	FGM-FGA	FG%	3PM-3PA	3P%	FTM-FTA	FT%	REB-AVG	PTS-AVG
84-85	26	45-85	.530	---	---	12-29	.410	106-4.1	102-3.9
85-86	32	230-422	.545	---	---	99-147	.673	165-5.2	559-17.5
86-87	32	223-437	.510	0-3	---	94-131	.718	183-5.7	540-16.9
87-88	30	239-402	.595	0-0	---	109-160	.681	229-7.6	587-19.6
<b>Totals</b>	<b>120</b>	<b>737-1346</b>	<b>.548</b>	<b>0-3</b>	<b>---</b>	<b>314-467</b>	<b>.672</b>	<b>560-4.7</b>	<b>1788-14.9</b>

- Honorable Mention All-America by Sporting News his senior season
- Twice selected to the USBWA All-District VII team
- Finished career with 1788 points, sixth all-time at BYU



**MEKELI WESLEY • 1997-2001, F, 6-9 • 1740 Career Points**

Year	G-GS	FGM-FGA	FG%	3PM-3PA	3P%	FTM-FTA	FT%	REB-AVG	PTS-AVG
97-98	30-29	129-313	.412	18-61	.295	130-168	.774	151-5.0	406-13.5
98-99	19-17	70-168	.417	12-42	.286	57-68	.838	93-4.9	209-11.0
99-00	33-33	192-397	.484	29-78	.372	143-193	.741	192-5.8	556-16.8
00-01	33-33	179-349	.513	32-76	.421	179-222	.806	181-5.5	569-17.2
<b>Totals</b>	<b>115-112</b>	<b>570-1227</b>	<b>.466</b>	<b>91-257</b>	<b>.354</b>	<b>509-651</b>	<b>.782</b>	<b>617-5.4</b>	<b>1740-15.1</b>


- The fifth Cougar to be named Conference Player of the Year his senior season at BYU
- MWC Tournament MVP his senior season
- Honorable mention Associated Press All-American as a senior
- Holds the BYU single-game free throw record (16)

**MARK BIGELOW • 1998-99, 2001-04, G/F, 6-7 • 1715 Career Points**

YEAR	GP	GS	MIN	AVG	FG	FGA	PCT	3FG	FGA	PCT	FT	FTA	PCT	OFF	DEF	TOT	AVG	PF	FO	A	AVG	TO	BLK	STL	PTS	AVG
98-99	28	27	907	32.4	132	301	.439	44	113	.389	111	140	.793	34	141	175	6.3	67	3	57	2.0	76	13	38	419	15.0
01-02	30	30	954	31.8	138	317	.435	65	154	.422	106	132	.803	14	68	82	2.7	66	2	44	1.5	62	11	21	447	14.9
02-03	32	32	1025	32.0	145	332	.437	63	151	.417	93	112	.830	28	90	118	3.7	74	2	74	2.3	56	12	33	446	13.9
03-04	30	30	956	31.9	129	300	.430	41	141	.291	104	129	.806	27	86	113	3.8	65	1	85	2.8	50	13	24	403	13.4
<b>Totals</b>	<b>120</b>	<b>119</b>	<b>3842</b>	<b>32.0</b>	<b>544</b>	<b>1250</b>	<b>.435</b>	<b>213</b>	<b>559</b>	<b>.381</b>	<b>414</b>	<b>513</b>	<b>.807</b>	<b>103</b>	<b>385</b>	<b>488</b>	<b>4.1</b>	<b>272</b>	<b>8</b>	<b>260</b>	<b>2.2</b>	<b>244</b>	<b>49</b>	<b>116</b>	<b>1715</b>	<b>14.3</b>



- Finished his BYU career joining former Cougar All-American Danny Ainge as the only two Cougar players to score 400 points in each of their four seasons
- BYU record holder for career three-pointers (213)
- Earned All-MWC Second Team honors in senior season
- BYU record holder for consecutive games with a three-pointer (22), steals in a game (9) and tied for single-game free throw percentage (1.000, 10 attempts)





# 1,000 POINT CLUB

2005-06 BYU BASKETBALL



## KENNETH ROBERTS • 1990-91, 1993-96, F, 6-8 • 1567 Career Points

YEARS	G/GS	FG/FGA	FG%	3FG/A	3FG%	FT/FTA	FT%	PTS	AVG	REB	AVG	AST	TO	BLK	STL	MIN	AVG
90-91	34/34	78/158	.494	4/10	.400	50/76	.658	210	6.2	151	4.4	96	54	14	20	897	26.4
93-94	32/28	142/246	.577	1/2	.500	124/156	.795	409	12.8	192	6.0	61	49	21	25	993	31.0
94-95	32/31	171/307	.557	2/3	.667	150/179	.838	409	12.8	212	6.6	47	60	12	30	1037	32.4
95-96	28/28	170/316	.538	12/27	.444	187/230	.813	539	19.3	198	7.1	68	63	26	29	983	35.1
<b>Totals</b>	<b>126/125</b>	<b>561/1027</b>	<b>.546</b>	<b>19/42</b>	<b>.452</b>	<b>511/641</b>	<b>.797</b>	<b>1567</b>	<b>12.4</b>	<b>753</b>	<b>6.0</b>	<b>272</b>	<b>226</b>	<b>73</b>	<b>104</b>	<b>3910</b>	<b>31.0</b>


- Twice named All-WAC first team
- Voted top WAC rebounder



## KRESIMIR COSIC • 1970-1973, C, 6-11 • 1512 Career Points

YEAR	G	FG	FG%	FTM	FT%	REBS-AVG	PTS-AVG
70-71	26	153	.48	101	.74	341-13.1	407-15.0
71-72	26	207	.50	167	.81	332-12.8	581-22.3
72-73	26	206	.48	113	.81	246-9.5	524-20.2
<b>Totals</b>	<b>78</b>	<b>566</b>	<b>.487</b>	<b>381</b>	<b>.787</b>	<b>919-11.8</b>	<b>1512-19.4</b>

- Named first team Converse, Helms and UPI All-America
- Named All-Conference during his sophomore, junior and senior seasons
- He set a BYU career record in points (1,512), field goals made (566), free throws (381) and rebounds (919)
- Played and helped coach the Yugoslavian Olympic team



## JAY CHEESMAN • 1973-1977, F/C, 6-9 • 1408 Career Points

YEAR	GMS	FG/FGA	FG%	FT/FTA	FT%	PTS	AVG	REB	AVG
73-74	25	65/156	.417	29/41	.707	159	6.4	92	3.7
74-75	26	151/290	.521	77/115	.670	379	14.6	172	6.6
75-76	25	172/349	.493	97/129	.752	441	17.6	233	8.9
76-77	27	170/357	.476	89/116	.767	429	15.9	225	8.3
<b>Totals</b>	<b>103</b>	<b>558/1152</b>	<b>.484</b>	<b>292/401</b>	<b>.728</b>	<b>1408</b>	<b>13.7</b>	<b>722</b>	<b>7.0</b>

- Leading scorer his senior season
- Leading rebounder his senior season



## ANDY TOOLSON • 1984-85, 1987-90, F, 6-6 • 1388 Career Points

YEAR	G	FGM/FGA	FG%	3PM-3PA	3P%	FTM/FTA	FT%	REB-AVG	PTS-AVG
84-85	29	97/193	.503	-----	----	53/73	.726	77-2.7	247-8.5
87-88	32	64/149	.430	25-63	.397	39/53	.736	88-2.8	192-6.0
88-89	26	124/260	.477	42-109	.385	105/126	.833	171-6.6	399-15.3
89-90	30	184/351	.510	74-151	.490	108/141	.766	198-6.6	550-18.3
<b>Totals</b>	<b>117</b>	<b>469/953</b>	<b>.492</b>	<b>141-323</b>	<b>.437</b>	<b>305/393</b>	<b>.776</b>	<b>534-4.4</b>	<b>1388-11.8</b>

- 1st overall in three-point shots made in a single season with 74
- Named first team Academic All-America during his senior year
- Made a trey in 16 straight games



## ROLAND MINSON • 1948-1951, F, 6-0 • 1375 Career Points

YEAR	GMS	FG/FGA	FG%	FT/FTA	FT%	PTS	AVG	REB	AVG	AST
48-49	35	149/-	-	73/110	.664	371	10.8	-	-	-
49-50	32	160/418	.383	65/113	.575	385	12.0	-	-	-
50-51	37	239/627	.380	141/203	.694	619	16.7	186	5.0	99
<b>Totals</b>	<b>104</b>	<b>548/--</b>	<b>--</b>	<b>279/426</b>	<b>.655</b>	<b>1375</b>	<b>13.2</b>	<b>--</b>	<b>--</b>	<b>--</b>


- All-Conference as a junior and senior
- MVP in the NIT tourney won by the Cougars in 1951
- Scored 619 points in one season
- Voted Most Outstanding Newcomer in 11 western states and drafted in the first round by the New York Knicks



**MARTY HAWS • 1986-1990, G, 6-2 • 1337 Career Points**

YEAR	G/GS	FG/FGA	FG%	3FG/A	3FG%	FT/FTA	FT%	PTS	AVG	REB	AVG	AST	TO	BLK	STL	MIN	AVG
86-87	32/12	39/90	.433	0/7	.000	30/52	.577	108	3.4	29	.09	99	42	2	23	490	15.3
87-88	32/32	98/181	.541	16/32	.346	56/74	.757	268	8.4	61	1.9	131	64	5	45	884	27.6
88-89	29/29	144/307	.469	18/52	.346	99/125	.792	405	14.0	77	2.7	149	79	2	48	1088	37.5
89-90	30/30	198/398	.498	19/51	.373	141/179	.788	556	18.5	69	2.3	123	59	4	66	1101	36.7
<b>Totals</b>	<b>123/103</b>	<b>479/976</b>	<b>.491</b>	<b>53/142</b>	<b>.373</b>	<b>326/430</b>	<b>.758</b>	<b>1337</b>	<b>10.9</b>	<b>236</b>	<b>1.9</b>	<b>502</b>	<b>244</b>	<b>13</b>	<b>182</b>	<b>3563</b>	<b>29.0</b>



- First-Team All-WAC selection his senior year
- Led the Cougars in both points and assists his senior season



**JOE NELSON • 1947-1950, F, 6-3 • 1317 Career Points**

Year	G	FGM	FTM	PTS-AVG
47-48	24	131	106	368-15.3
48-49	34	204	121	529-15.5
49-50	29	154	112	420-14.5
<b>Totals</b>	<b>87</b>	<b>489</b>	<b>339</b>	<b>1318-15.1</b>

- Named Helms All-American in sophomore season
- Named All-Conference all three years at BYU
- Led BYU in scoring all three years



**DICK NEMELKA • 1962-1966, G, 6-2 • 1299 Career Points**

YEAR	G	FG	FG%	FTM	FT%	REBS-AVG	PTS-AVG
63-64	25	109	45	51	65	71-2.84	269-10.8
64-65	28	170	44	91	82	84-3.0	431-15.4
65-66	25	242	52	115	74	119-4.76	599-24.0
<b>Totals</b>	<b>78</b>	<b>521</b>	<b>47</b>	<b>257</b>	<b>74</b>	<b>274-3.51</b>	<b>1299-16.7</b>

- Named All-America by Look and Converse his senior season
- Led the team to the 1966 NIT championship
- Named first team All-WAC in senior season and second team All-WAC in junior season
- Averaged 24 ppg. his senior season and shot 52% from the field
- Named Scholastic All-American
- Played professional basketball with the Utah Stars of the ABA, winning the ABA championship in 1971



**ALAN TAYLOR • 1976-1980, C, 6-10 • 1284 Career Points**


YEAR	G	FG/FGA	FG%	FT/FTA	FT%	PTS	AVG	REB	AVG	AST	TO	BLK	STL	MIN	AVG
76-77	24	48/90	.533	30/45	.667	126	5.5	90	3.8	4	-	-	-	336	14.0
77-78	29	170/301	.565	41/75	.547	416	14.4	246	8.5	50	85	28	10	957	33.0
78-79	28	146/252	.579	84/140	.600	380	13.6	266	9.5	30	59	39	12	868	31.0
79-80	29	138/231	.597	86/142	.606	362	12.5	317	10.9	31	56	52	13	919	31.7
<b>Totals</b>	<b>110</b>	<b>502/874</b>	<b>.574</b>	<b>241/402</b>	<b>.600</b>	<b>1284</b>	<b>11.7</b>	<b>919</b>	<b>8.4</b>	<b>115</b>	<b>-</b>	<b>-</b>	<b>-</b>	<b>3080</b>	<b>28.0</b>

- Set a Marriott Center record in his season finale with 23 rebounds
- Named All-WAC first team
- Pulled down 919 rebounds in his career, still tied for second just three behind Mike Smith's 922 record



# 1,000 POINT CLUB

2005-06 BYU BASKETBALL



## DOUG RICHARDS • 1971-1974, G, 6-3 • 1218 Career Points

YEAR	GMS	FG/FGA	FG%	FT/FTA	FT%	PTS	AVG	REB	AVG
71-72	26	110/207	.531	58/77	.753	278	10.7	106	4.1
72-73	26	165/327	.505	83/113	.735	413	15.9	119	4.6
73-74	26	211/448	.471	105/133	.789	527	20.3	159	6.1
<b>Totals</b>	<b>78</b>	<b>486/982</b>	<b>.495</b>	<b>246/323</b>	<b>.762</b>	<b>1218</b>	<b>15.6</b>	<b>384</b>	<b>4.9</b>

- Leading scorer his senior season
- At the time 20.3 point scoring average ranked fourth among top Cougar scorers for one season
- One of two players to score in double figures his senior season
- BYU won its opening and final game on last second shots by Richards



## GARY TROST • 1987-88, 1990-93, C, 6-10 • 1205 Career Points

YEAR	G-GS	FGM-FGA	FG%	3PM-3PA	3P%	FTM-FTA	FT%	REB-AVG.	PTS-AVG.
87-88	16-0	6-14	.429	0-0	---	8-12	.667	16-1.0	20-1.3
90-91	33-0	80-134	.597	2-5	.400	66-91	.725	145-4.4	228-6.9
91-92	31-31	160-284	.563	2-4	.500	119-175	.680	203-6.6	441-14.2
92-93	22-22	100-181	.552	0-1	---	93-126	.738	142-6.5	516-15.2
<b>Totals</b>	<b>102-53</b>	<b>346-613</b>	<b>.564</b>	<b>4-10</b>	<b>.400</b>	<b>286-404</b>	<b>.708</b>	<b>506-4.9</b>	<b>1205-11.8</b>

- Honorable Mention All-America by the Associated Press his senior season
- All-WAC First Team as a junior and senior
- Third all-time in career field goal percentage at BYU


## ELDON BRINLEY • 1927-1931 • 1195 Career Points



## JOE RICHEY • 1950-1952, F, 6-1 • 1177 Career Points

YEAR	G	FGM	FG%	FTM	FT%	REB-AVG	PTS-AVG
50-51	36	126	34	62	57	196-5.4	314-8.7
51-52	24	145	35	62	73	167-7.0	352-14.6
52-53	29	194	35	123	79	217-7.5	511-17.6
<b>Totals</b>	<b>89</b>	<b>465</b>	<b>35</b>	<b>247</b>	<b>70</b>	<b>580-6.5</b>	<b>1177-13.2</b>

- Named first-team All-America by Look and second-team All-America by Colliers
- Led BYU in scoring his junior and senior seasons with 14.6 and 17.6 point averages
- Finished his career at BYU with 1177 points and 580 rebounds
- Led BYU to the NIT Championship in his sophomore season



## RANDY REID • 1992-1996, G, 6-2 • 1166 Career Points

YEAR	G-GS	FGM-FGA	FG%	3PM-3PA	3P%	FTM-FTA	FT%	REB-AVG	PTS-AVG
92-93	34-33	59-155	.381	23-65	.354	71-83	.855	76-2.2	212-6.2
93-94	32-32	125-242	.517	34-100	.340	93-117	.795	68-2.1	377-11.8
94-95	31-29	76-206	.369	30-91	.330	86-101	.851	82-2.6	268-8.6
95-96	27-27	98-231	.424	27-95	.284	86-102	.843	59-2.2	309-11.4
<b>Totals</b>	<b>124-121</b>	<b>358-834</b>	<b>.492</b>	<b>114-351</b>	<b>.324</b>	<b>336-403</b>	<b>.833</b>	<b>285-2.3</b>	<b>1166-9.4</b>


- Selected to be on the GTE/CoSida Academic All-District VIII team
- Voted to the All-Defensive Team by the coaches
- Finished 24th in the NCAA statistics for his 85.1 free throw percentage in his junior season



## KARI LIIMO • 1966-1969, F, 6-7 • 1156 Career Points

YEAR	GMS	FG/FGA	FG%	FT/FTA	FT%	PTS	AVG	REB	AVG
66-67	24	117/226	.518	93/116	.802	327	13.6	76	3.2
67-68	24	159/333	.477	92/129	.713	410	17.0	231	9.6
68-69	28	164/349	.470	91/140	.650	419	15.0	248	8.9
<b>Totals</b>	<b>76</b>	<b>440/908</b>	<b>.485</b>	<b>276/385</b>	<b>.717</b>	<b>1156</b>	<b>15.7</b>	<b>555</b>	<b>7.3</b>

- Played on the Finnish Olympic team averaging 29 points a game
- At the time was the third highest scorer behind Joe Nelson and Dick Nemelka
- Had the third best scoring average in three-year span, 15.2



## ELWOOD ROMNEY • 1929-1933 • 1150 Career Points

- BYU's first basketball player to score over 1,100 points during his career
- Named to the Helms All-American team in 1932
- Named to the All-Conference team for three years
- Played semi-professional ball with the Denver Athletic Club for three years



## DOUG HOWARD • 1967-1970, G, 6-3 • 1143 Career Points

YEAR	GMS	FG/FGA	FG%	FT/FTA	FT%	PTS	AVG	REB	AVG
67-68	25	95/242	.393	51/70	.729	241	9.6	114	4.6
68-69	28	164/349	.470	91/140	.650	419	15.0	248	8.9
69-70	26	175/399	.439	122/143	.853	472	18.2	136	5.2
<b>Totals</b>	<b>79</b>	<b>434/990</b>	<b>.438</b>	<b>264/353</b>	<b>.748</b>	<b>1143</b>	<b>14.5</b>	<b>498</b>	<b>6.3</b>

- Was a two-sport star at BYU (Basketball & Baseball)
- Finished among the top ten free throw shooters in collegiate ball, hitting 85 percent of his attempts from the free throw line
- Leading scorer in his senior season



## TRAVIS HANSEN • 2000-2003, G/F, 6-6 • 1137 Career Points

YEAR	G/GS	FG/FGA	FG%	3FG/A	3FG%	FT/FTA	FT%	PTS	AVG	REB	AVG	AST	TO	BLK	STL	MIN	AVG
00-01	24/9	49/120	.408	5/17	.294	28/39	.718	131	5.5	73	3.0	27	17	4	15	398	16.6
01-02	30/30	148/340	.435	35/83	.422	138/182	.758	469	15.6	187	6.2	46	68	13	19	933	31.1
02-03	32/32	169/383	.441	36/106	.340	163/204	.800	537	16.8	152	4.8	77	84	20	29	1025	32.0
<b>Totals</b>	<b>86/71</b>	<b>366/843</b>	<b>.434</b>	<b>76/206</b>	<b>.370</b>	<b>329/425</b>	<b>.774</b>	<b>1137</b>	<b>13.2</b>	<b>412</b>	<b>4.8</b>	<b>150</b>	<b>169</b>	<b>37</b>	<b>63</b>	<b>2356</b>	<b>27.4</b>

- 2003 Consensus First-Team All-MWC
- 2003 MWC Co-Defensive Player of the Year
- 2003 USBWA District 8 First Team
- BYU earned a 44-1 home record in his three years
- Drafted by the Atlanta Hawks in the second round, 37th overall
- Chevrolet Player of the Game (NCAA vs. UConn, 21 points)



## STEVE SCHREINER • 1988-1991, F, 6-7 • 1128 Career Points

YEAR	G/GS	FG/FGA	FG%	3FG/A	3FG%	FT/FTA	FT%	PTS	AVG	REB	AVG	AST	TO	BLK	STL	MIN	AVG
88-89	29/25	131/258	.508	6/21	.288	58/82	.707	326	11.2	136	4.9	18	34	5	15	719	24.8
89-90	30/30	135/238	.567	0/1	.000	48/68	.706	318	10.6	157	5.2	29	58	11	17	867	28.9
90-91	34/32	188/340	.553	0/0	.000	108/160	.675	484	14.2	227	6.7	38	67	8	15	1028	30.2
<b>Totals</b>	<b>93/87</b>	<b>454/836</b>	<b>.543</b>	<b>6/22</b>	<b>.273</b>	<b>214/310</b>	<b>.690</b>	<b>1128</b>	<b>12.1</b>	<b>520</b>	<b>5.6</b>	<b>85</b>	<b>159</b>	<b>24</b>	<b>47</b>	<b>2614</b>	<b>28.1</b>

- Scored in double figures 17 times
- First Team All-WAC his senior season
- Helped the Cougars win the WAC Tournament
- Led the Cougars to the second round of the NCAA Tournament



# 1,000 POINT CLUB


2005-06 BYU BASKETBALL



## JOHN FAIRCHILD • 1963-1965, C, 6-8 • 1109 Career Points

YEAR	G	FGM-FGA	FG%	FTM-FTA	FT%	REB-AVG	PTS-AVG
63-64	25	192-425	.45	123-166	.74	330-13.2	507-20.3
64-65	28	218-444	.49	166-206	.81	348-12.4	602-21.5
<b>Totals</b>	<b>53</b>	<b>410-869</b>	<b>.47</b>	<b>289-372</b>	<b>.78</b>	<b>678-12.8</b>	<b>1109-20.9</b>

- Helms and *Look* All-America
- Two-time first-team All-WAC and WAC Player of the Year his senior season
- Finished his two-year career with 1109 points and 678 rebounds
- Leading scorer his senior season with 21.5 ppg
- Held school record with 20.3 ppg. and 13.2 rpg his junior year
- Drafted in the second round by the Los Angeles Lakers



## GARY EARNEST • 1958-1961, G, 6-0 • 1108 Career Points

YEAR	GMS	FG/FGA	FG%	FT/FTA	FT%	PTS	AVG
58-59	26	142/357	.398	76/113	.673	360	13.9
59-60	25	119/380	.313	81/102	.794	319	12.7
60-61	26	161/377	.427	107/137	.781	429	16.5
<b>Totals</b>	<b>77</b>	<b>422/1114</b>	<b>.379</b>	<b>264/352</b>	<b>.750</b>	<b>1108</b>	<b>14.4</b>

- First Team All-Conference
- All-Skyline recognition as a sophomore



## TERRELL LYDAY • 1999-2001, G, 6-3 • 1105 Career Points

YEAR	G/GS	FG/FGA	FG%	3FG/A	3FG%	FT/FTA	FT%	PTS	AVG	REB	AVG	AST	TO	BLK	STL	MIN	AVG
99-00	33/33	183/405	.452	67/170	.394	132/178	.742	565	17.1	133	4.0	61	78	12	62	1098	33.3
00-01	33/33	159/395	.403	60/151	.397	162/197	.822	540	16.4	92	2.8	66	76	13	37	1082	32.8
<b>Totals</b>	<b>66/66</b>	<b>342/800</b>	<b>.428</b>	<b>127/321</b>	<b>.396</b>	<b>294/375</b>	<b>.784</b>	<b>1105</b>	<b>16.7</b>	<b>225</b>	<b>3.4</b>	<b>127</b>	<b>154</b>	<b>25</b>	<b>99</b>	<b>2180</b>	<b>33.0</b>

- Named first-team All-Mountain West his senior year
- MWC Newcomer of the Year his junior season
- NABC District 13 Second Team
- 2001 MWC All-Tournament Team



## MARK HANDY • 1973-1977, C, 6-8 • 1099 Career Points

YEAR	GMS	FG/FGA	FG%	FT/FTA	FT%	PTS	AVG	REB	AVG	AST
73-74	26	106/216	.491	45/65	.692	256	9.8	227	8.7	-
74-75	26	119/222	.536	67/97	.690	305	11.7	236	9.1	-
75-76	19	105/208	.505	40/56	.714	250	13.2	168	8.8	45
76-77	25	113/207	.545	62/81	.765	288	11.5	170	6.8	26
<b>Totals</b>	<b>96</b>	<b>443/853</b>	<b>.519</b>	<b>214/299</b>	<b>.716</b>	<b>1099</b>	<b>11.5</b>	<b>801</b>	<b>8.3</b>	<b>-</b>

- Had the sixth-best single-season field-goal percentage mark when he finished his career
- Started all four years at BYU



## MEL HUTCHINS • 1947-1951, C, 6-5 • 1084 Career Points

YEAR	G	FGM	FTM	PTS-AVG
47-48	24	61	30	153-6.4
49-50	32	136	88	360-11.3
50-51	37	227	117	571-15.4
<b>Totals</b>	<b>93</b>	<b>424</b>	<b>235</b>	<b>1084-11.6</b>


- Named first-team All-America by *Look*, *Converse*, *Helms* and *Sporting News*
- Named third-team All-America by UPI
- Led BYU to the NIT championship in his senior season
- Drafted in the first round by Tri-Cities Blackhawks in 1951 and named NBA Rookie of the Year
- Played in the NBA for seven years and was named to an NBA All-Star six times





# 1,000 POINT CLUB/DOUBLE-DOUBLE LEADERS


2005-06 BYU BASKETBALL



## SCOTT RUNIA • 1976-1980, G, 6-1 • 1051 Career Points

YEAR	GMS	FG/FGA	FG%	FT/FTA	FT%	PTS	AVG	REB	AVG	AST	TO	BLK	STL	MIN	AVG
76-77	26	61/153	.399	28/37	.757	150	5.8	48	1.8	65	-	-	-	-	-
77-78	30	150/280	.536	40/50	.800	340	11.3	65	2.2	145	67	2	35	1080	36.0
78-79	25	120/247	.486	50/57	.877	290	11.6	62	2.5	100	62	2	31	820	32.8
79-80	29	114/248	.460	43/51	.843	271	9.3	38	1.3	95	56	4	26	788	27.1
<b>Totals</b>	<b>110</b>	<b>445/928</b>	<b>.480</b>	<b>161/195</b>	<b>.826</b>	<b>1051</b>	<b>9.6</b>	<b>213</b>	<b>1.9</b>	<b>405</b>	<b>-</b>	<b>-</b>	<b>-</b>	<b>-</b>	<b>-</b>

- Second team All-WAC his junior season
- Helped the Cougars win two WAC Championships



## BERNIE FRYER • 1970-1972, G, 6-3 • 1031 Career Points

YEAR	GMS	FG/FGA	FG%	FT/FTA	FT%	PTS	AVG	REB	AVG
70-71	29	196/433	.453	165/222	.743	558	19.2	130	4.5
71-72	26	168/353	.476	137/180	.761	473	18.2	82	3.2
<b>Totals</b>	<b>55</b>	<b>364/786</b>	<b>.463</b>	<b>302/402</b>	<b>.751</b>	<b>1031</b>	<b>18.8</b>	<b>212</b>	<b>3.9</b>


- Named to All-WAC First Team along with Kresimir Cosic his senior year
- Helped win two WAC titles during his junior and senior seasons at BYU
- During his senior season, BYU broke the NCAA attendance record (16,128 by Illinois in '71) by 5,000 averaging 21,818



## DAVE EASTIS • 1958-1961, C, 6-5 • 1015 Career Points

YEAR	GMS	FG/FGA	FG%	FT/FTA	FT%	PTS	AVG	REB	AVG
58-59	19	59/137	.431	28/53	.528	146	7.7	109	5.7
59-60	24	181/397	.456	121/174	.695	483	20.1	245	10.2
60-61	26	132/330	.400	122/158	.772	386	14.9	243	9.3
<b>Totals</b>	<b>69</b>	<b>372/864</b>	<b>.431</b>	<b>271/385</b>	<b>.704</b>	<b>1015</b>	<b>14.7</b>	<b>597</b>	<b>8.7</b>

- All-Conference player
- All-American candidate in '61
- Scored 44 points in one game against New Mexico



## GAMES PLAYED/STARTED & DOUBLE-DOUBLE RECORDS

### GAMES PLAYED

Nathan Call – 129  
 Russell Larson – 129  
 Mark Durrant – 128  
 Ken Roberts – 126  
 Randy Reid – 125  
 Shane Knight – 124  
 Marty Haws – 123  
 Nathan Cooper – 122  
 Eric Nielsen – 122  
 Jeff Chatman – 122  
 Matt Montague – 122  
 Michael Smith – 122  
 Mark Bigelow – 120  
 Fred Roberts – 119  
 Danny Ainge – 118  
 Jared Jensen – 118  
 Devin Durrant – 117  
 Mekeli Wesley – 115

Michael Smith – 117  
 Mekeli Wesley – 111  
 Marty Haws – 102  
 Eric Nielsen – 102

\* Indicates players who started every game they played in

### CONSECUTIVE GAMES PLAYED

Mark Durrant\* - 128  
 Ken Roberts\* - 126  
 Marty Haws\* - 123  
 Jeff Chatman – 122  
 Nathan Cooper\* - 122  
 Matt Montague\* - 122  
 Eric Nielsen\* - 122  
 Mark Bigelow\* - 120  
 Fred Roberts\* - 119  
 Devin Durrant\* - 117  
 Nathan Call – 107

\* - indicates players who appeared in every game over the course of their four-year career

### CONSECUTIVE GAMES STARTED

Jeff Chatman – 122 see note  
 Fred Roberts – 119  
 Mark Bigelow – 118  
 Devin Durrant – 117

Marty Haws – 91  
 Michael Smith – 90  
 Mekeli Wesley – 71  
 Danny Ainge - 63 see note

Jeff Chatman – Chatman did not appear in the first three games of his freshman year. He started the fourth game, Dec. 8, 1984, and then played in and started every game until he graduated

Danny Ainge – Ainge did not play Feb. 24, 1979 (middle of sophomore year), but he started every game he appeared in, giving him 63 consecutive starts and 118 starts in every game he played in.

### DOUBLE-DOUBLE LEADERS SEASON

DD	NAME	SEASON
22	John Fairchild	64-65
21	Brett Applegate	83-84
20	Kresimir Cosic	71-72
18	Steve Trumbo	81-82
16	Rafael Araujo	03-04
16	John Fairchild	63-64
16	Russell Larson	93-94
15	Kresimir Cosic	70-71
12	Bruce Burton	62-63
12	Jay Cheesman	75-76
12	Kresimir Cosic	72-73
12	Alan Taylor	79-80

### DOUBLE-DOUBLE LEADERS CAREER

DD	NAME	YEARS
47	Kresimir Cosic	71-73
38	John Fairchild	64-65
34	Alan Taylor	77-80
30	Steve Trumbo	79-82
29	Michael Smith	84, 87-89
28	Brett Applegate	83-84
27	Russell Larson	92-95
26	Jay Cheesman	74-77
24	Rafael Araujo	03-04
24	Kari Liimo	67-69
22	Mark Handy	74-77
21	Bruce Burton	61-63
21	Paul Ruffner	69-70
20	Fred Roberts	79-82
18	Greg Kite	80-83
18	Steve Kramer	64-66
17	Ken Roberts	91, 94-96
16	Jim Eakins	66-68
16	Tom Gneiting	85-87

### GAMES STARTED

Jeff Chatman\* – 122  
 Randy Reid – 122  
 Ken Roberts – 121  
 Mark Bigelow – 119  
 Fred Roberts\* – 119  
 Danny Ainge\* - 118  
 Devin Durrant\* - 117



# MARRIOTT CENTER RECORDS

2005-06 BYU BASKETBALL

## MARRIOTT CENTER RECORDS

### TEAM SINGLE GAME

#### MOST FIELD GOALS ATTEMPTED

102 North Texas vs. BYU, Dec. 12, 1980

#### MOST FIELD GOALS MADE

58 Southern Utah vs. South Alabama, Dec. 10, 1994

#### BEST FIELD GOAL PERCENTAGE

.744 Georgetown vs. Oregon State, Mar. 19, 1982

#### MOST THREE-POINT FIELD GOALS ATTEMPTED

51 Arizona State vs. BYU, Dec. 1, 1992

#### MOST THREE-POINT FIELD GOALS MADE

16 Arizona State vs. BYU, Dec. 1, 1992

#### BEST THREE-POINT FIELD GOAL PERCENTAGE

.778 BYU vs. Eastern Washington, 7/9, Nov. 25, 1989

#### MOST FREE THROWS ATTEMPTED

47 BYU vs. Tulsa, Dec. 22, 1990

47 BYU vs. Southern Utah, Nov. 24, 1999

#### MOST FREE THROWS MADE

37 BYU vs. Utah, Jan. 14, 1984

37 BYU vs. Utah State, Dec. 18, 1992

37 BYU vs. Southern Utah, Nov. 24, 1999

#### BEST FREE THROW PERCENTAGE

1.000 SW Mo. vs. Santa Clara, 15/15, Dec. 14, 1984

.955 BYU vs. New Mexico, 21/22, Feb. 18, 1989

#### MOST REBOUNDS

76 UCLA vs. Weber State, Mar. 16, 1972

#### BIGGEST REBOUND MARGIN OVER OPPONENT

38 BYU vs. Morgan State, 59-21, Dec. 28, 1995

#### MOST PERSONAL FOULS

34 North Texas vs. BYU, Dec. 12, 1980

34 Washington vs. BYU, Dec. 22, 1984

#### FEWEST PERSONAL FOULS

5 BYU vs. Michigan State, Dec. 16, 1980

#### ASSISTS

36 Southern Utah vs. South Alabama, Dec. 10, 1994

34 BYU vs. Northeast Louisiana, Jan. 4, 1975

34 BYU vs. Wyoming, Jan. 15, 1977

34 BYU vs. San Diego State, Mar. 1, 1980

#### POINTS

140 Southern Utah vs. South Alabama, Dec. 10, 1994

#### POINTS IN FIRST HALF

61 Southern Utah vs. South Alabama, Dec. 10, 1994

#### POINTS IN SECOND HALF

79 Southern Utah vs. South Alabama, Dec. 10, 1994

#### LARGEST SCORING MARGIN

68 So. Utah vs. So. Alabama, 140-72, Dec. 10, 1994

#### FEWEST POINTS IN A GAME

25 BYU vs. Wyoming, Jan. 23, 1982

#### FEWEST POINTS IN FIRST HALF

10 Air Force vs. BYU, Feb. 3, 2003

#### FEWEST POINTS IN SECOND HALF

12 BYU vs. Wyoming, Jan 18, 1980

#### FEWEST FIELD GOALS ATTEMPTED

29 Wyoming vs. BYU, Jan. 23, 1982

#### FEWEST FIELD GOALS MADE

10 BYU vs. Wyoming, Jan. 23, 1982

10 BYU vs. Southern Utah, Dec. 14, 2000

#### FEWEST FREE THROWS ATTEMPTED

2 UTEP vs. BYU, Feb. 15, 1973

#### FEWEST FREE THROWS MADE

1 UTEP vs. BYU, Feb. 15, 1973

1 BYU vs. Niagara, Dec. 11, 1976

#### MOST TURNOVERS COMMITTED

32 New Mexico vs. BYU, Jan. 30, 1976

#### MOST BLOCKED SHOTS

17 BYU vs. E. Kentucky, Dec. 7, 1990

#### MOST STEALS

19 BYU vs. James Madison, Dec. 19, 1990

### INDIVIDUAL SINGLE GAME

#### FIELD GOALS ATTEMPTED

36 Michael Brooks, La Salle vs. BYU, Dec. 15, 1979

#### FIELD GOALS MADE

24 Michael Brooks, La Salle vs. BYU, Dec. 15, 1979

#### FIELD GOAL PERCENTAGE (12 ATT)

.917 Scott Runia, BYU vs. Wyoming, 11/12, Feb. 11, 1978

.917 Devin Durrant, BYU vs. St. Mary's, 11/12, Dec. 10, 1983

#### THREE-POINT FIELD GOALS ATTEMPTED

18 Jack Hurd, La Salle vs. BYU, Feb. 15, 1992

#### THREE-POINT FIELD GOALS MADE

9 Jay Goodman, Utah St. vs. BYU, Nov. 24, 1990

#### THREE-POINT FIELD GOAL PCT. (MIN. 5 ATT)

1.000 Nathan Call, BYU vs. Utah, 6/6, Mar. 3, 1991

1.000 D. Praylow, Wichita St. vs. BYU, 5/5, Jan. 28, 1989

1.000 Paris Bryant, Wyo. vs. BYU, 5/5, Jan. 26, 1991

1.000 Danny Bower, BYU vs. Wyoming, 5/5, Jan. 15, 1998

#### FREE THROWS ATTEMPTED

19 Timo Saarelainen, BYU vs. Hawaii, Feb. 1, 1985

#### FREE THROWS MADE

16 Keith Van Horn, Utah vs. BYU, 16/16, Mar. 2, 1996

16 David Rivers, Notre Dame vs. BYU, Jan. 13, 1986

#### FREE THROW PERCENTAGE (12 ATT)

1.000 Keith Van Horn, Utah vs. BYU, 16/16, Mar. 2, 1996

1.000 Andy Toolson, BYU vs. Calif., 14/14, Feb. 14, 1989

1.000 Marty Haws, BYU vs. Hawaii, 13/13, Feb. 2, 1990

1.000 K. Youngblood, USU vs. BYU, 13/13, Dec. 13, 1991

1.000 K. Roberts, BYU vs. S. Utah, 13/13, Dec. 9, 1994

1.000 D. Ainge, BYU vs. SDSU, 12/12, Mar. 1, 1980

1.000 F. Roberts, BYU vs. Wash., 12/12, Mar. 10, 1982

1.000 D. Durrant, BYU vs. Wyo, 12/12, Jan. 26, 1984

#### REBOUNDS

23 Alan Taylor, BYU vs. San Diego State, Mar. 1, 1980

23 Steve Trumbo, BYU vs. Air Force, Jan. 21, 1982

#### POINTS SCORED

51 Michael Brooks, La Salle vs. BYU, Dec. 15, 1979

#### ASSISTS

16 Mike May, BYU vs. Niagara, Dec. 11, 1976

15 Matt Montague, BYU vs. Idaho, Dec. 5, 2001

15 Matt Montague, BYU vs. Wyoming, Feb. 2, 2002

#### BLOCKED SHOTS

14 Shawn Bradley, BYU vs. Eastern Kentucky, Dec. 7, 1990

### COMBINED TEAM SINGLE GAME

#### FIELD GOALS ATTEMPTED

175 Utah St. (97) vs. BYU (78), Jan. 22, 1972

175 N. Texas (102) vs. BYU (73), Dec. 12, 1980

#### FIELD GOALS MADE

91 La Salle (47) vs. BYU (44), Dec. 15, 1979

#### THREE-POINT FIELD GOALS ATTEMPTED

63 CS Northridge (38) vs. S. F. Austin (25), Dec. 9, 1995

#### THREE-POINT FIELD GOALS MADE

24 MSU-Billings (14) vs. BYU (10), Jan. 11, 2005

23 New Mexico (12) vs. BYU (11), Feb. 1, 2003

23 New Mexico (14) vs. BYU (9), Feb 21, 2004

#### FREE THROWS ATTEMPTED

87 BYU (46) vs. Washington (41), Dec. 22, 1984

#### FREE THROWS MADE

60 BYU (31) vs. Utah State (29), Nov. 24, 1990

#### REBOUNDS

130 UCLA (76) vs. Weber State (54), Mar. 16, 1972

#### PERSONAL FOULS

63 Washington (34) vs. BYU (29), Dec. 22, 1984

63 Utah (32) vs. BYU (31), Mar. 2, 1985

#### PLAYERS DISQUALIFIED

6 BYU (3) vs. Colorado State (3), Mar. 5, 1976

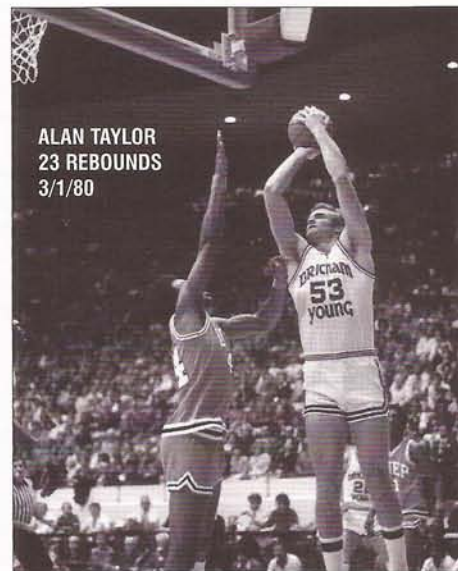
6 BYU (4) vs. Utah State (2), Dec. 27, 1980

#### POINTS SCORED

233 BYU (121) vs. Utah St. (112), OT, Dec. 19, 1987

#### LOST POSSESSIONS

60 New Mexico (32) vs. BYU (28), Jan. 30, 1976



**ALAN TAYLOR**  
23 REBOUNDS  
3/1/80



## NCAA TOURNAMENT GAME HIGHS

### POINTS

- 37, Danny Ainge vs UCLA (3/14/81)
- 30, Kresimir Cosic vs Utah State (3/13/71)
- 29, Michael Smith vs NC Charlotte (3/17/88)
- 27, Kresimir Cosic vs Long Beach (3/11/72)
- 27, Alan Taylor vs Clemson (3/8/80)
- 26, Gary Trost vs SMU (3/18/93)
- 25, Jeff Chatman vs New Orleans (3/12/87)
- 25, Mekeli Wesley vs Cincinnati (3/15/01)
- 24, Bob Quinney vs OCU (3/13/65)
- 24, Steve Kelly vs UCLA (3/18/71)
- 24, Nick Sanderson vs Kansas (3/20/93)
- 24, Rafael Araujo vs Syracuse (3/18/04)
- 23, John Fairchild vs UCLA (3/12/65)
- 21, Danny Ainge vs Princeton (3/12/81)
- 21, Michael Smith vs Louisville (3/19/88)
- 21, Travis Hansen vs UConn (3/20/03)
- 20, Russell Larson vs Tulane (3/16/95)
- 20, Kenneth Roberts vs Tulane (3/16/95)

### FIELD GOALS

- 14, Danny Ainge vs UCLA (3/14/81)
- 11, Jeff Chatman vs New Orleans (3/12/87)
- 11, Michael Smith vs NC Charlotte (3/17/88)
- 10, Bob Quinney vs OCU (3/13/65)
- 10, Kresimir Cosic vs Utah State (3/13/71)
- 10, Kenneth Roberts vs Tulane (3/16/95)
- 9, Steve Kelly vs UCLA (3/18/71)
- 9, Kresimir Cosic vs Long Beach (3/11/72)
- 9, Doug Richards vs Long Beach (3/11/72)
- 9, Russell Larson vs SMU (3/18/93)
- 9, Rafael Araujo vs Syracuse (3/18/04)
- 8, John Fairchild vs UCLA (3/12/65)
- 8, Michael Smith vs Louisville (3/19/88)
- 8, Mekeli Wesley vs Cincinnati (3/15/01)
- 8, Travis Hansen vs UConn (3/20/03)
- 7, Kari Liimo vs NMSU (3/8/69)
- 7, Jim Miller vs Pacific (3/20/71)
- 7, Scott Runia vs San Francisco (3/10/79)
- 7, Danny Ainge vs Princeton (3/12/81)
- 7, Kevin Nixon vs Louisiana State (3/19/92)
- 7, Nick Sanderson vs Kansas (3/20/93)

### FIELD GOALS ATTEMPTED

- 25, Michael Smith vs New Orleans (3/12/87)
- 23, Dick Nemelka vs OCU (3/13/65)
- 22, Danny Ainge vs UCLA (3/14/81)
- 21, Steve Kelly vs Pacific (3/20/71)
- 21, Travis Hansen vs UConn (3/20/03)
- 20, Kresimir Cosic vs Long Beach (3/11/72)
- 20, Michael Smith vs Louisville (3/19/88)
- 19, Kresimir Cosic vs Utah State (3/13/71)
- 19, Bernie Fryer vs UCLA (3/18/71)
- 18, Kevin Nixon vs Louisiana State (3/19/92)
- 18, Nick Sanderson vs Kansas (3/20/93)
- 17, John Fairchild vs UCLA (3/12/65)
- 17, Alan Taylor vs San Francisco (3/10/79)
- 17, Michael Smith vs NC Charlotte (3/17/88)
- 16, Doug Howard vs NMSU (3/8/69)
- 16, Danny Ainge vs Princeton (3/12/81)
- 16, Kenneth Roberts vs Tulane (3/16/95)

### THREE-POINT FIELD GOALS

- 6, Nick Sanderson vs Kansas (3/20/93)
- 5, Nick Sanderson vs LSU (3/19/92)
- 4, Michael Smith vs Louisville (3/19/88)

- 4, Luiz Lemes vs Syracuse (3/18/04)
- 3, Robbie Reid vs Tulane (3/16/95)
- 3, Trent Whiting vs Cincinnati (3/15/01)
- 3, Mike Hall vs Syracuse (3/18/04)
- 3, Mark Bigelow vs Syracuse (3/18/04)
- 2, Nathan Call vs NC Charlotte (3/17/88)
- 2, Andy Toolson vs Clemson (3/15/90)
- 2, Kevin Santiago vs Clemson (3/15/90)
- 2, Nick Sanderson vs SMU (3/18/93)

### THREE-POINT FIELD GOALS ATTEMPTED

- 15, Nick Sanderson vs Kansas (3/20/93)
- 13, Nick Sanderson vs Louisiana State (3/19/92)
- 10, Mark Bigelow vs Syracuse (3/18/04)
- 9, Michael Smith vs Louisville (3/19/88)
- 8, Trent Whiting vs Cincinnati (3/15/01)
- 7, Mark Bigelow vs UConn (3/20/03)
- 7, Luiz Lemes vs Syracuse (3/18/04)
- 6, Andy Toolson vs Clemson (3/15/90)
- 6, Robbie Reid vs Tulane (3/16/95)
- 4, Mark Heslop vs Arizona (3/16/91)
- 4, Kevin Woodberry vs UConn (3/20/03)

### FREE THROWS

- 13, Bernie Fryer vs Utah State (3/13/71)
- 9, Kresimir Cosic vs Long Beach (3/11/72)
- 9, Danny Ainge vs UCLA (3/14/81)
- 9, Jim Usevitch vs Louisville (3/19/88)
- 8, John Fairchild vs OCU (3/13/65)
- 8, Marty Haws vs NC Charlotte (3/17/88)
- 8, Mekeli Wesley vs Cincinnati (3/15/01)
- 7, John Fairchild vs UCLA (3/12/65)
- 7, Fred Roberts vs Princeton (3/12/81)
- 7, Danny Ainge vs Princeton (3/12/81)
- 7, Gary Trost vs SMU (3/18/93)

### FREE THROWS ATTEMPTED

- 15, Bernie Fryer vs Utah State (3/13/71)
- 12, John Fairchild vs OCU (3/13/65)
- 10, Fred Roberts vs Princeton (3/12/81)
- 10, Danny Ainge vs UCLA (3/14/81)
- 10, Jim Usevitch vs Louisville (3/19/88)
- 10, Gary Trost vs SMU (3/18/93)
- 9, Kresimir Cosic vs Long Beach (3/11/72)
- 9, Marty Haws vs NC Charlotte (3/17/88)
- 9, Mekeli Wesley vs Cincinnati (3/15/01)
- 8, John Fairchild vs UCLA (3/12/65)

### REBOUNDS

- 23, Kresimir Cosic vs UCLA (3/18/71)
- 21, John Fairchild vs OCU (3/13/65)
- 15, Michael Smith vs New Orleans (3/12/87)
- 13, John Fairchild vs UCLA (3/12/65)
- 13, Paul Ruffner vs NMSU (3/8/69)
- 13, Kresimir Cosic vs Pacific (3/20/71)
- 13, Kresimir Cosic vs Long Beach (3/11/72)

- 13, Brian Ambrozich vs Long Beach (3/11/72)
- 13, Steve Trumbo vs UCLA (3/14/81)
- 13, Michael Smith vs NC Charlotte (3/17/88)
- 12, Steve Kramer vs Temple (3/14/66)
- 12, Rafael Araujo vs Syracuse (3/18/04)
- 11, Kresimir Cosic vs Utah State (3/13/71)
- 11, Michael Smith vs Louisville (3/19/88)
- 11, Gary Trost vs Virginia (3/14/91)
- 11, Gary Trost vs Virginia (3/16/91)
- 10, Steve Trumbo vs Washington (3/10/82)
- 10, Greg Kite vs Washington (3/10/82)
- 10, Jared Miller vs SMU (3/18/93)
- 10, Jared Miller vs Kansas (3/20/93)

### ASSISTS

- 9, Luiz Lemes vs Syracuse (3/18/04)
- 8, Randy Reid vs SMU (3/18/93)
- 8, Gary Trost vs Kansas (3/20/93)
- 7, Steve Craig vs UCLA (3/14/81)
- 7, Nathan Call vs Arizona (3/16/91)
- 7, Nathan Call vs Louisiana State (3/19/92)
- 6, Bernie Fryer vs UCLA (3/18/71)
- 6, Steve Kelly vs Pacific (3/20/71)
- 6, Brian Taylor vs NC Charlotte (3/17/88)
- 6, Robbie Reid vs Tulane (3/16/95)

### BLOCKED SHOTS


- 10, Shawn Bradley vs Virginia (3/14/91)
- 4, Greg Kite vs UCLA (3/14/81)
- 2, Jeff Chatman vs Louisville (3/19/88)
- 2, Kenneth Roberts vs Arizona (3/16/91)
- 2, Steve Schreiner vs Arizona (3/16/91)
- 2, Shawn Bradley vs Arizona (3/16/91)
- 2, Jared Miller vs Arizona (3/16/91)
- 2, Travis Hansen vs UConn (3/20/03)

### STEALS

- 5, Robbie Reid vs Tulane (3/16/95)
- 4, Nathan Call vs Louisiana State (3/19/92)
- 3, Alan Taylor vs San Francisco (3/10/79)
- 3, Danny Ainge vs UCLA (3/14/81)
- 3, Danny Ainge vs Notre Dame (3/19/81)
- 3, Andy Toolson vs Clemson (3/15/90)
- 3, Travis Hansen vs UConn (3/20/03)

### MINUTES

- 42, Michael Smith vs NC Charlotte (3/17/88)-OT
- 40, Fred Roberts vs Princeton (3/12/81)
- 40, Danny Ainge vs Princeton (3/12/81)
- 40, Steve Trumbo vs Notre Dame (3/19/81)
- 40, Danny Ainge vs Notre Dame (3/19/81)
- 40, Andy Toolson vs Clemson (3/15/90)
- 40, Gary Trost vs SMU (3/18/93)
- 40, Luiz Lemes vs Syracuse (3/18/04)
- 39, Danny Ainge vs UCLA (3/14/81)



2004 NCAA TOURNAMENT: MIKE HALL, LUIZ LEMES, MARK BIGELOW, RAFAEL ARAUJO



# NIT INDIVIDUAL GAME HIGHS

2005-06 BYU BASKETBALL

## NIT INDIVIDUAL GAME HIGHS

### POINTS

- 27, Dick Nemelka vs Temple (3/14/66)
- 23, Travis Hansen vs UC Irvine (3/14/02)
- 22, Fred Roberts vs Washington (3/10/82)
- 22, Russell Larson vs ASU (3/17/94)
- 21, Gary Hill vs NYU (3/19/66)
- 21, Craig Raymond vs NYU (3/19/66)
- 20, Tom Gneiting vs SMU (3/13/86)
- 20, Jeff Chatman vs California Irvine (3/18/86)
- 19, Terrell Lyday vs Southern Illinois (3/20/00)
- 17, Richie Webb vs Ohio State (3/21/86)
- 17, Travis Hansen at Memphis (3/20/02)
- 17, Mark Bigelow at Memphis (3/20/02)

### FIELD GOALS

- 10, Dick Nemelka vs Temple (3/14/66)
- 10, Craig Raymond vs NYU (3/19/66)
- 9, Jeff Chatman vs Calif. Irvine (3/18/86)
- 9, Russell Larson vs ASU (3/17/94)
- 8, Travis Hansen vs UC Irvine (3/14/02)
- 8, Terrell Lyday vs Southern Illinois (3/20/00)
- 7, Travis Hansen at Memphis (3/20/02)
- 7, Richie Webb vs SMU (3/13/86)
- 7, Jeff Chatman vs Ohio State (3/21/86)
- 7, Richie Webb vs Ohio State (3/21/86)
- 6, Steve Trumbo vs Washington (3/10/82)
- 6, Scott Sinek vs Washington (3/10/82)
- 6, Russell Larson vs Fresno State (3/22/94)
- 6, Mekeli Wesley vs Bowling Green (3/15/00)
- 6, Eric Nielsen vs Bowling Green (3/15/00)

### FIELD GOALS ATTEMPTED

- 20, Steve Kramer vs NYU (3/19/66)
- 19, Terrell Lyday vs Southern Illinois (3/20/00)
- 18, Dick Nemelka vs Temple (3/14/66)
- 18, Jeff Congdon vs Temple (3/14/66)
- 18, Jeff Chatman vs Calif. Irvine (3/18/86)
- 18, Jeff Chatman vs Ohio State (3/21/86)
- 16, Travis Hansen vs Memphis (3/20/02)
- 14, Terrell Lyday vs Notre Dame (3/22/00)
- 13, Travis Hansen vs UC Irvine (3/14/02)
- 12, Bob Capener vs SMU (3/13/86)
- 12, Tom Gneiting vs SMU (3/13/86)

### THREE-POINT FIELD GOALS

- 5, Terrell Lyday vs Bowling Green (3/15/00)
- 4, Daniel Bobik at Memphis (3/20/02)
- 3, Mark Bigelow vs UC Irvine (3/14/02)
- 3, Mark Bigelow at Memphis (3/20/02)
- 3, Robbie Reid vs ASU (3/17/94)
- 3, Michael Vranes vs Southern Illinois (3/20/00)
- 2, Robbie Reid vs Fresno State (3/22/94)
- 2, Randy Reid vs Fresno State (3/22/94)
- 2, Mekeli Wesley vs Notre Dame (3/22/00)
- 2, Michael Vranes vs Notre Dame (3/22/00)
- 2, Terrell Lyday vs Notre Dame (3/22/00)
- 2, John Allen vs Notre Dame (3/22/00)

### THREE-POINT FIELD GOALS ATTEMPTED

- 11, Terrell Lyday vs Notre Dame (3/22/00)
- 7, Robbie Reid vs ASU (3/17/94)
- 6, Robbie Reid vs Fresno State (3/22/94)

- 6, Terrell Lyday vs Bowling Green (3/15/00)
- 6, Terrell Lyday vs Southern Illinois (3/20/00)
- 6, Mark Bigelow vs UC Irvine (3/14/02)

### FREE THROWS

- 12, Fred Roberts vs Washington (3/10/82)
- 8, Steve Kramer vs Temple (3/14/66)
- 8, Tom Gneiting vs SMU (3/13/86)
- 7, Richie Webb vs Calif. Irvine (3/18/86)
- 7, Bob Capener vs Ohio State (3/21/86)
- 5, Dick Nemelka vs NYU (3/19/66)
- 6, Kenneth Roberts vs ASU (3/17/94)
- 6, Travis Hansen vs UC Irvine (3/14/02)

### FREE THROWS ATTEMPTED

- 12, Fred Roberts vs Washington (3/10/82)
- 11, Dick Nemelka vs Temple (3/14/66)
- 10, Jeff Chatman vs SMU (3/13/86)
- 10, Tom Gneiting vs SMU (3/13/86)
- 8, Richie Webb vs Calif. Irvine (3/18/86)
- 8, Bob Capener vs Calif. Irvine (3/18/86)
- 8, Bob Capener vs Ohio State (3/21/86)
- 8, Kenneth Roberts vs ASU (3/17/94)
- 7, Travis Hansen vs UC Irvine (3/14/02)
- 7, Craig Raymond vs NYU (3/19/66)
- 6, Randy Reid vs Fresno State (3/22/94)
- 6, Mark Bigelow vs UC Irvine (3/14/02)

### REBOUNDS

- 18, Craig Raymond vs NYU (3/19/66)
- 13, Tom Gneiting vs Calif. Irvine (3/18/86)
- 12, Tom Gneiting vs SMU (3/13/86)
- 11, Tom Gneiting vs Ohio State (3/21/86)
- 9, Russell Larson vs ASU (3/17/94)
- 9, Robbie Reid vs Fresno State (3/22/94)
- 9, Mekeli Wesley vs Southern Illinois (3/20/00)
- 7, Mekeli Wesley vs Bowling Green (3/15/00)
- 7, David Nielsen vs Bowling Green (3/15/00)

### ASSISTS

- 12, Matt Montague vs UC Irvine (3/14/02)
- 10, Matt Montague vs Southern Illinois (3/20/00)
- 8, Richie Webb vs Calif. Irvine (3/18/86)
- 8, Bob Capener vs Calif. Irvine (3/18/86)
- 8, Matt Montague vs Notre Dame (3/22/00)
- 6, Bob Capener vs SMU (3/13/86)
- 6, Robbie Reid vs Fresno State (3/22/94)
- 6, Nathan Cooper vs Bowling Green (3/15/00)
- 5, Steve Kramer vs Temple (3/14/66)
- 5, Gary Hill vs Temple (3/14/66)
- 5, Gary Hill vs NYU (3/19/66)
- 5, Matt Montague at Memphis (3/20/02)
- 5, Travis Hansen at Memphis (3/20/02)

### BLOCKED SHOTS

- 4, Greg Kite vs Washington (3/10/82)
- 3, Kenneth Roberts vs ASU (3/17/94)
- 2, Alan Pollard vs SMU (3/13/86)
- 2, Jeff Chatman vs Ohio State (3/21/86)

### STEALS

- 5, Richie Webb vs SMU (3/13/86)
- 4, Mark Bigelow at Memphis (3/20/02)
- 3, Travis Hansen vs UC Irvine (3/14/02)
- 3, Alan Pollard vs Calif. Irvine (3/18/86)


- 3, David Nielsen vs Bowling Green (3/15/00)
- 3, Michael Vranes vs Southern Illinois (3/20/00)

### MINUTES

- 40, Steve Trumbo vs Washington (3/10/82)
- 40, Richie Webb vs SMU (3/13/86)
- 40, Tom Gneiting vs SMU (3/13/86)
- 39, Robbie Reid vs Fresno State (3/22/94)
- 38, Tom Gneiting vs Ohio State (3/21/86)
- 38, Richie Webb vs Ohio State (3/21/86)
- 38, Robbie Reid vs ASU (3/17/94)
- 38, Terrell Lyday vs Notre Dame (3/22/00)
- 37, Bob Capener vs Calif. Irvine (3/18/86)
- 34, Michael Vranes vs Bowling Green (3/15/00)
- 34, David Nielsen vs Bowling Green (3/15/00)
- 34, Matt Montague vs UC Irvine (3/14/02)

## CAREER POINTS (1966-2002)

Steve Kramer	61
Dick Nemelka	57
Richie Webb	52
Tom Gneiting	48
Jeff Chatman	45
Terrell Lyday	42
Jeff Congdon	42
Travis Hansen	40
Mekeli Wesley	39
Bob Capener	38
Craig Raymond	36
Michael Vranes	37
Eric Nielsen	37
Russell Larson	35
Mark Bigelow	32





## BYU IN THE NCAA RECORD BOOK

### INDIVIDUAL RECORDS

PLACE	CATEGORY	STAT	PLAYER
T-1st	Blocked Shots/single game:	14	Shawn Bradley, vs. E. Kentucky 12/07/90
1st	Blocks by freshman/season	177	Shawn Bradley, 1991
2nd	Blocks Avg. by freshman/season	5.21	Shawn Bradley, 1991
4th	Blocked Shots/season	177	Shawn Bradley, 1991
9th	Blocked shots Avg./season	5.21	Shawn Bradley, 1991
T-21st	Free Throw Percentage/career	87.8	Michael Smith

### NCAA TEAM RECORDS

PLACE	CATEGORY	STAT	SEASON/OPPONENT
2nd	Free-throw percentage/season	81.5	1989
8th	Blocked Shots/season	246	1991
T-11th	Blocked Shots/game	17	vs. E. Kentucky, 12/07/90
16th	Blocked Shots/game avg.	7.24	1991
T-18th	Free-throw percentage/game	93.8	vs. Weber State, 12/28/00
19th	All-Time Victories	1471	
36th	All-Time Winning Percentage	.611	

### NCAA ANNUAL CHAMPIONS

Team Free Throw Percentage	81.5	1989
	77.3	1995
	78.0	2001
Individual Blocked Shot Average	5.21	Shawn Bradley, 1991
Individual Free-Throw Percentage	92.5	Michael Smith, 1989

### SCORING LEADERS

There have been 397 players in the history of the NCAA to score at least 2,000 points in their career. Three BYU players – Danny Ainge, Michael Smith and Devin Durrant – have accomplished the feat. Ainge scored 2,467, Smith 2,319 and Durrant 2,285 for the Cougars.

### NATION'S LONGEST RIVALRIES/CONSECUTIVE YEARS

104	Colombia vs. Yale	1902-2005
104	Princeton vs. Yale	1902-2005
103	Pennsylvania vs. Princeton	1903-2005
102	Columbia vs. Pennsylvania	1904-2005
102	Cornell vs. Pennsylvania	1904-2005
101	Maine vs. New Hampshire	1905-2005
100	Idaho vs. Washington St.	1906-2005
99	Kansas vs. Kansas St.	1907-2005
99	Kansas vs. Missouri	1907-2005
98	Kansas St. vs. Nebraska	1908-2005
97	BYU vs. Utah	1909-2005

### MOST GAMES PLAYED (RIVALRY)

10th	BYU vs. Utah	239 games
------	--------------	-----------




### YEARS RANKED/HIGHEST RANKING

A.P. POLL YEAR	RANK
1950-51	11
1953-54	19
1955-56	5
1964-65	9
1965-66	6
1966-67	7
1970-71	20
1971-72	6
1972-73	12
1979-80	12
1980-81	15
1981-82	15
1987-88	4
1992-93	21

### FINAL REGULAR SEASON RANKINGS

1951	11th (AP)	10th (UPI)
1953	19th (AP)	
1957	14th (UPI)	
1965	9th (AP)	6th (UPI)
1966	19th (AP)	
1971	20th (AP)	11th (UPI)
1972	9th (AP)	9th (UPI)
1980	12th (AP)	12th (UPI)
1981	16th (AP)	17th (UPI)
1988	19th (AP)	17th (UPI)



AT 239 GAMES IN 97 CONSECUTIVE SEASONS, THE BYU VS. UTAH RIVALRY IS THE NATION'S 10TH LONGEST RIVALRY



# CUMULATIVE STATISTICS

2005-06 BYU BASKETBALL



Year	Gms	Minutes	FG	FGA	FG%	3 FG	3 FGA	3-FG%	FT	FTA	FT%	O-REB	D-REB	Total Reb.	RB Avg	PF	FO
1948-49	34		837						442	654	0.676					607	
1949-50	34		670	1977	0.339				420	668	0.629					563	
1950-51	37		920	2611	0.352				597	902	0.660			1457	39.4	709	25
1951-52	24		576	1756	0.328				299	482	0.620			901	37.5	442	15
1952-53	30		743		0.330				566		0.660			1392	46.4	558	22
1953-54	28		697		0.330				529		0.610			1335	47.7	539	9
1954-55	26		685	2104	0.326				522	808	0.646			1268	48.8	521	
1955-56	26		735	2032	0.362				536	770	0.696			1451	55.8	473	20
1956-57	28		688	1956	0.352				609	831	0.733			1230	43.9	508	18
1957-58	26		646	1731	0.373				405	650	0.623			1279	49.2	513	22
1958-59	26		751	1822	0.412				436	698	0.625			1402	53.9	470	22
1959-60	25		630	1653	0.381				416	613	0.679			1168	46.7	459	18
1960-61	26		736	1790	0.411				451	670	0.673			1255	48.3	524	
1961-62	26		725	1910	0.380				390	604	0.646			1293	49.7	530	
1962-63	26		745	1825	0.408				495	701	0.706			1273	49.0	596	
1663-64	25		775	1775	0.437				424	605	0.701			1220	48.8	508	
1964-65	28		1014	2122	0.478				611	825	0.741			1457	52.0	584	
1965-66	25		946	1898	0.498				496	693	0.720			1346	53.8	488	
1966-67	24		762	1550	0.492				436	644	0.678			1117	46.5	519	
1967-68	25		787	1803	0.436				490	720	0.681			1276	51.0	498	
1968-69	28		903	2029	0.445				519	785	0.661			1438	51.4	574	
1969-70	26		812	1859	0.437				472	718	0.657			1369	52.7	534	
1970-71	29		918	1933	0.475				565	805	0.702			1352	46.6	403	
1971-72	26		801	1659	0.483				526	736	0.715			1206	46.4	435	12
1972-73	26		822	1701	0.483				428	594	0.721			1240	47.7	365	
1973-74	26		788	1730	0.455				439	581	0.756			1137	43.7	492	12
1974-75	26		819	1725	0.475				424	613	0.692			1119	43.0	552	24
1975-76	26		805	1722	0.467				405	585	0.692			1162	44.7	572	31
1976-77	27		800	1706	0.469				413	571	0.723			1071	39.7	579	24
1977-78	30		957	1974	0.485				515	725	0.710			1126	37.5	640	39
1978-79	28		940	1778	0.529				501	717	0.699			1176	42.0	587	29
1979-80	29		955	1830	0.529				511	722	0.708			1224	42.2	543	21
1980-81	32		960	1954	0.491				600	840	0.714			1366	42.7	591	29
1981-82	30		697	1511	0.461				491	689	0.712			1118	37.2	507	14
1982-83	29		761	1652	0.461				492	687	0.716			1111	38.3	560	27
1983-84	31		896	1762	0.509				641	855	0.75			1076	34.7	624	17
1984-85	29		821	1773	0.463				533	789	0.676			1048	36.1	671	29
1985-86	32		897	1917	0.468				534	769	0.694			1171	36.6	654	22
1986-87	32		965	1972	0.489	127	318	0.399	577	773	0.746			1186	37.1	673	15
1987-88	32		976	1839	0.531	146	323	0.452	637	835	0.763			1160	36.3	597	15
1988-89	29		838	1675	0.500	135	359	0.376	527	647	0.815			968	33.4	574	14
1989-90	30		739	1482	0.499	140	311	0.450	492	684	0.719			925	30.8	584	21
1990-91	34		876	1796	0.488	121	303	0.399	581	825	0.704	348	811	1257	37.0	660	18
1991-92	32		877	1762	0.498	214	497	0.431	599	813	0.737	302	760	1176	36.8	621	20
1992-93	34	6875	948	1905	0.498	161	443	0.363	697	909	0.767	405	837	1324	38.9	721	15
1993-94	32	6453	876	1779	0.492	141	444	0.318	647	880	0.735	330	741	1185	37.0	691	21
1994-95	32	6481	809	1743	0.464	170	486	0.350	617	798	0.773	338	693	1124	35.1	601	22
1995-96	28	5602	802	1690	0.475	112	335	0.334	587	767	0.765	307	652	1061	37.9	599	
1996-97	26	5218	578	1453	0.398	99	379	0.261	292	453	0.645	246	483	824	31.7	505	18
1997-98	30	6081	589	1571	0.375	194	638	0.304	534	749	0.713	328	620	1060	35.3	638	
1998-99	28	5650	671	1487	0.451	176	474	0.371	491	677	0.725	254	659	913	32.6	585	28
1999-2000	33	6624	795	1725	0.461	192	515	0.373	546	784	0.696	299	819	1118	33.9	640	15
2000-01	33	6600	744	1620	0.459	185	485	0.381	651	835	0.780	292	760	1052	31.9	691	23
2001-02	30	6076	711	1514	0.470	170	428	0.397	523	688	0.760	265	735	1000	33.3	561	18
2002-03	32	6425	765	1654	0.463	194	517	0.375	575	762	0.755	353	781	1134	35.4	688	23
2003-04	30	6025	764	1571	0.486	171	487	0.351	501	692	0.724	316	701	1017	33.9	566	14
2004-05	30	6025	690	1648	0.419	211	583	0.362	381	530	0.719	347	670	1017	33.9	551	10



YEAR-BY-YEAR TEAM STATISTICS

Year	PF	FO	Assts	TO	Blocks	Steals	Points	PPG	Wins	Loss	Win %	Conf. Wins	Conf. Loss	Conf., Place
1948-49	607						2116	58.8	21	13	0.618	12	8	4th, SC
1949-50	563						1760	55.0	22	12	0.647	14	6	1st, SC
1950-51	709	25	405				2416	65.3	28	9	0.757	15	5	1st, SC
1951-52	442	15	171				1451	60.4	14	10	0.583	9	5	2nd, SC
1952-53	558	22					2052	68.5	22	8	0.733	11	3	2nd, SC
1953-54	539	9					1923	68.6	18	11	0.621	9	5	3rd, SC
1954-55	521						1892	72.8	13	13	0.500	10	4	2nd, SC
1955-56	473	20					2006	77.2	18	8	0.692	10	4	2nd, SC
1956-57	508	18					1985	70.1	19	9	0.679	11	3	1st, SC
1957-58	513	22					1697	65.3	12	14	0.462	9	5	T2nd, SC
1958-59	470	22					1965	75.6	15	11	0.577	8	6	4th, SC
1959-60	459	18					1676	67.0	8	17	0.320	5	9	5th, SC
1960-61	524						1923	74.0	15	11	0.577	9	5	3rd, SC
1961-62	530						1834	70.5	10	16	0.385	5	9	4th, SC
1962-63	596						1985	76.3	12	14	0.462	6	4	2nd, WAC
1963-64	508						1974	79.0	13	12	0.520	5	5	3rd, WAC
1964-65	584						2639	94.3	21	7	0.750	8	2	1st, WAC
1965-66	488						2388	95.5	20	5	0.800	6	4	2nd, WAC
1966-67	519						1960	81.7	14	10	0.583	8	2	T1st, WAC
1967-68	498						2064	85.6	13	12	0.52	4	6	T4th, WAC
1968-69	574						2325	83.0	16	12	0.571	6	4	T1st, WAC
1969-70	534						2096	80.6	8	18	0.308	4	10	7th, WAC
1970-71	403						2401	82.8	18	11	0.621	10	4	1st, WAC
1971-72	435	12					2128	81.8	21	5	0.808	12	2	1st, WAC
1972-73	365						2068	79.5	19	7	0.731	9	5	T2nd, WAC
1973-74	492	12					2015	77.5	11	15	0.423	6	8	6th, WAC
1974-75	552	24					2062	79.3	12	14	0.462	5	9	6th, WAC
1975-76	572	31	445				2015	77.5	12	14	0.462	6	8	T5th, WAC
1976-77	579	24	444				2013	74.6	12	15	0.444	4	10	7th, WAC
1977-78	640	39	565	475	70	168	2429	81.0	12	18	0.400	6	8	T4th, WAC
1978-79	587	29	540	489	97	172	2381	85.0	20	8	0.714	10	2	1st, WAC
1979-80	543	21	560	450	103	144	2421	83.5	24	5	0.828	13	1	1st, WAC
1980-81	591	29	542	476	117	157	2520	78.8	25	7	0.781	12	4	3rd, WAC
1981-82	507	14	450	444	90	127	1885	62.8	17	13	0.567	9	7	T4th, WAC
1982-83	560	27	445	394	133	173	2014	69.4	15	14	0.517	11	5	T1st, WAC
1983-84	624	17	495	444	75	196	2433	78.5	20	11	0.645	12	4	2nd, WAC
1984-85	671	29	438	364	64	183	2175	75.0	15	14	0.517	9	7	T3rd, WAC
1985-86	654	22	496	452	102	187	2328	72.8	18	14	0.563	11	5	4th, WAC
1986-87	673	15	540	423	109	201	2634	82.3	21	11	0.656	12	4	2nd, WAC
1987-88	597	15	597	442	86	205	2735	85.5	26	6	0.813	13	3	1st, WAC
1988-89	574	14	438	392	25	175	2338	80.6	14	15	0.483	7	9	5th, WAC
1989-90	584	21	467	369	47	191	2110	70.3	21	9	0.700	11	5	T1st, WAC
1990-91	660	18	565	473	246	175	2454	72.2	21	13	0.618	11	5	2nd, WAC
1991-92	621	20	564	451	94	219	2567	80.2	25	7	0.781	12	4	T1st, WAC
1992-93	721	15	613	566	127	214	2754	81.0	25	9	0.735	15	3	T1st, WAC
1993-94	691	21	482	474	108	219	2540	79.4	22	10	0.688	12	6	3rd, WAC
1994-95	601	22	498	448	99	225	2405	75.2	22	10	0.688	13	5	T2nd, WAC
1995-96	599		479	386	71	185	2303	82.3	15	13	0.536	9	9	5th, WAC
1996-97	505	18	316	425	53	147	1547	59.5	1	25	0.038	0	16	8th, WAC Mtn
1997-98	638		355	486	72	194	1906	63.5	9	21	0.300	4	10	6th, WAC Mtn
1998-99	585	28	359	484	87	188	2009	71.8	12	16	0.429	6	8	5th, WAC Pac
1999-2000	640	15	478	453	73	236	2328	70.5	22	11	0.667	7	7	6th, MWC
2000-01	691	23	414	454	108	203	2324	70.4	24	9	0.727	10	4	T1st, MWC
2001-02	561	18	420	412	92	158	2115	70.5	18	12	0.600	7	7	T4th, MWC
2002-03	688	23	428	436	82	222	2299	71.8	23	9	0.719	11	3	T1st, MWC
2003-04	566	14	445	409	98	208	2200	73.3	21	9	0.700	10	4	2nd, MWC
2004-05	551	10	370	439	104	183	1972	65.7	9	21	0.429	3	11	T7th, MWC





# BYU COACHING RECORDS

2005-06 BYU BASKETBALL

## CONFERENCE COACHING RECORDS

YEAR	COACH	CONF. FINISH	(REC.)	OVERALL	OFF.	DEF.	DIFF.	
2005	Steve Cleveland	T7th	MWC	3-11	9-21	65.7	69.0	-3.3
2004	Steve Cleveland	2nd	MWC	10-4	21-9	71.4	65.6	+5.8
2003	Steve Cleveland	1st	MWC	11-3	23-9	71.8	63.5	+8.3
2002	Steve Cleveland	T4th	MWC	7-7	18-12	70.5	65.0	+5.5
2001	Steve Cleveland	1st	MWC	10-4	24-9	70.4	62.7	+7.7
2000	Steve Cleveland	6th	MWC	(7-7)	22-11	70.5	63.8	+6.7
1999	Steve Cleveland	5th	WAC	(6-8)	12-16	71.8	73.4	-1.6
1998	Steve Cleveland	6th	WAC	(4-10)	9-21	63.5	69.8	-6.3
1997	Tony Ingle	16th	WAC	(0-16)	0-19	58.3	78.9	-20.6
1997	Roger Reid		WAC	(0-0)	1-6	62.9	80.3	-17.4
1996	Roger Reid	5th	WAC	(9-9)	15-13	82.3	78.4	+3.9
1995	Roger Reid	2nd	WAC	(13-5)	22-10	75.2	69.2	+6.0
1994	Roger Reid	3rd	WAC	(12-6)	22-10	79.4	74.4	+5.0
1993	Roger Reid	1st	WAC	(15-3)	25-9	81.0	71.9	+9.1
1992	Roger Reid	1st	WAC	(12-4)	25-7	80.2	69.6	+10.6
1991	Roger Reid	2nd	WAC	(11-5)	21-13	72.2	68.7	+3.5
1990	Roger Reid	1st	WAC	(11-5)	21-9	70.3	65.7	+4.6
1989	Ladell Andersen	5th	WAC	(7-9)	14-15	80.6	80.1	+0.5
1988	Ladell Andersen	1st	WAC	(13-3)	26-6	85.5	76.2	+9.3
1987	Ladell Andersen	2nd	WAC	(12-4)	21-11	82.3	77.2	+5.1
1986	Ladell Andersen	4th	WAC	(11-5)	18-14	72.8	70.6	+2.2
1985	Ladell Andersen	3rd	WAC	(9-7)	15-14	75.0	74.4	+0.6
1984	Ladell Andersen	2nd	WAC	(12-4)	20-11	78.5	75.0	+3.5
1983	Frank Arnold	1st	WAC	(11-5)	15-14	69.5	66.2	+3.3
1982	Frank Arnold	4th	WAC	(9-7)	17-13	62.8	58.4	+4.4
1981	Frank Arnold	3rd	WAC	(12-4)	25-7	78.8	71.1	+7.7
1980	Frank Arnold	1st	WAC	(13-1)	24-5	83.5	72.5	+11.0
1979	Frank Arnold	1st	WAC	(10-2)	20-8	85.0	76.6	+8.4
1978	Frank Arnold	4th	WAC	(6-8)	12-18	81.0	83.2	-2.2
1977	Frank Arnold	7th	WAC	(4-10)	12-15	74.6	75.1	-0.5
1976	Frank Arnold	5th	WAC	(6-8)	12-14	77.5	83.9	-6.4
1975	Glenn Potter	6th	WAC	(5-9)	12-14	79.3	80.3	-1.0
1974	Glenn Potter	6th	WAC	(6-8)	11-15	77.5	83.9	-6.4
1973	Glenn Potter	2nd	WAC	(9-5)	19-7	79.5	74.6	+4.9
1972	Stan Watts	1st	WAC	(12-2)	21-5	81.8	74.1	+7.7
1971	Stan Watts	1st	WAC	(10-4)	18-11	82.8	79.1	+3.7
1970	Stan Watts	7th	WAC	(4-10)	8-18	80.7	84.1	-3.4
1969	Stan Watts	1st	WAC	(6-4)	16-12	83.0	80.7	+2.3
1968	Stan Watts	4th	WAC	(4-6)	13-12	82.6	78.2	+4.4
1967	Stan Watts	1st	WAC	(8-2)	14-10	81.7	76.1	+5.6
1966	Stan Watts	2nd	WAC	(6-4)	20-9	95.5	82.9	+12.6
1965	Stan Watts	1st	WAC	(8-2)	21-7	94.3	84.1	+10.2
1964	Stan Watts	3rd	WAC	(5-5)	13-12	79.0	80.2	-1.2
1963	Stan Watts	2nd	WAC	(6-4)	12-14	77.1	78.3	-1.2
1962	Stan Watts	4th	MSC	(5-9)	10-16	70.5	74.9	-4.4
1961	Stan Watts	3rd	MSC	(9-5)	15-11	73.9	71.9	+2.0
1960	Stan Watts	5th	MSC	(5-9)	9-17	67.0	75.1	-8.1
1959	Stan Watts	4th	MSC	(8-6)	15-11	75.5	71.2	+4.3
1958	Stan Watts	2nd	MSC	(9-5)	13-13	65.3	66.7	-1.4
1957	Stan Watts	1st	MSC	(11-3)	19-9	70.7	67.1	+3.6
1956	Stan Watts	2nd	MSC	(10-4)	18-8	77.2	67.0	+10.2
1955	Stan Watts	2nd	MSC	(10-4)	13-13	72.7	71.0	+1.7
1954	Stan Watts	2nd	MSC	(9-5)	18-11	68.6	64.8	+3.83
1953	Stan Watts	2nd	MSC	(11-3)	22-8	69.2	56.2	+13.0
1952	Stan Watts	2nd	MSC	(9-5)	14-10	60.4	58.8	+1.6
1951	Stan Watts	1st	RMC	(15-5)	28-8	65.3	55.7	+9.6
1950	Stan Watts	1st	RMC	(14-6)	22-12	55.0	49.9	+5.1

WAC=Western Athletic Conference; MSC=Mountain State Conference;  
RMC=Rocky Mountain Conference

## MARRIOTT CENTER W/L RECORDS

YEARS	HEAD COACH	W/L	PCT.
1971-72	Stan Watts	12-0	1.000
1972-73	Glenn Potter	11-3	.786
1973-74	Glenn Potter	6-4	.600
1974-75	Glenn Potter	9-6	.533
1975-76	Frank Arnold	7-5	.583
1976-77	Frank Arnold	6-6	.500
1977-78	Frank Arnold	9-4	.692
1978-79	Frank Arnold	14-0	1.00
1979-80	Frank Arnold	12-2	.857
1980-81	Frank Arnold	13-0	1.00
1981-82	Frank Arnold	11-5	.688
1982-83	Frank Arnold	9-6	.600
1983-84	Ladell Andersen	14-1	.933
1984-85	Ladell Andersen	9-5	.643
1985-86	Ladell Andersen	12-4	.750
1986-87	Ladell Andersen	10-4	.786
1987-88	Ladell Andersen	16-2	.889
1988-89	Ladell Andersen	10-5	.667
1989-90	Roger Reid	15-0	1.00
1990-91	Roger Reid	10-6	.625
1991-92	Roger Reid	14-1	.933
1992-93	Roger Reid	13-1	.929
1993-94	Roger Reid	14-2	.875
1994-95	Roger Reid	14-0	1.000
1995-96	Roger Reid	11-4	.733
1996-97	Roger Reid	1-4	.143
1996-97	Tony Ingle	0-9	.000
1997-98	Steve Cleveland	4-10	.286
1998-99	Steve Cleveland	9-5	.643
1999-00	Steve Cleveland	14-2	.875
2000-01	Steve Cleveland	15-0	1.000
2001-02	Steve Cleveland	16-0	1.000
2002-03	Steve Cleveland	13-1	.929
2003-04	Steve Cleveland	13-0	1.000
2004-05	Steve Cleveland	6-8	.429
Total		372-115	.764

## BYU COACHING RECORDS

YEARS	HEAD COACH	WON	LOST	PCT.
1905-08	C.T. Teetzel	22	6	.786
1908-10	Fred Bennion	16	6	.727
1910-11	Henry Rose	8	0	1.000
1911-20	E.L. Roberts	58	20	.744
1920-25	Alvin Twitchell	50	20	.714
1925-28	E.L. Roberts	29	29	.500
	Roberts Overall	87	49	.640
1928-35	G. Ott Romney	139	71	.662
1935-36	Edwin R. Kimball	16	9	.640
1936-38	Fred "Buck" Dixon	25	23	.521
1938-41	Edwin R. Kimball	43	29	.597
	Kimball Overall	59	38	.608
1941-49	Floyd Millet	104	77	.575
1949-72	Stan Watts	371	254	.594
1972-75	Glenn Potter	42	36	.538
1975-83	Frank Arnold	137	94	.593
1983-89	Ladell Andersen	114	71	.616
1989-96	Roger Reid	152	77	.664
1996-97	Tony Ingle	0	19	.000
1997-05	Steve Cleveland	138	108	.561
OVERALL		1,481	960	.607





# 04-05 SEASON REVIEW





## 2004-05 SEASON REVIEW

2005-06 BYU BASKETBALL



# 2004-2005 IN REVIEW

SEASON REVIEW: YOUNG TEAM GROWS THROUGH DEMANDING SCHEDULE


In uncharacteristic fashion, the young and injury-plagued 2004-05 Cougars struggled through a 9-21 season, finishing the year 6-8 at home, 2-9 away and 1-4 on a neutral floor while compiling a 3-11 MWC record.

The Cougars played the toughest schedule among Mountain West Conference teams for the second straight year as they faced two Atlantic Coast Conference teams, four Pacific-10 Conference teams and played 13 games against teams that qualified for postseason, including 11 contests versus teams that went to the NCAA Tournament.

After losing NBA lottery pick Rafael Araujo, the 2004 Mountain West Conference Co-Player of the Year, the Cougars looked to fill big shoes during the 2004-05 season. That proved to be a difficult task as BYU played the toughest schedule among Mountain West teams for the second straight season.

Although BYU lost seven lettermen, including 2004 MWC Co-Player of the Year and NBA lottery pick Rafael Araujo, the team returned 2005 MWC Defensive Player of the Year Mike Hall, as well as starters Jared Jensen and Garner Meads. No other Cougar had averaged double-digit minutes entering the season. Despite expectations for an immediate contribution from BYU's four freshmen who comprised a top-20 recruiting class, only forward/center Chris Miles ended up playing as forward Trent Plaisted (knees) and center David Burgess (ankles) were both sidelined by injuries, while guard Lee Cummard opted to serve an LDS Church mission.

The 2004-05 season marked the first time BYU played two teams from the ACC in the same season in nearly 50 years, as the Cougars took on eventual NCAA Champion North Carolina in the Maui Invitational and hosted North Carolina State. The last time BYU had a schedule with two ACC teams was the 1955-56 season when the Cougars played at both N.C. State and Wake Forest. BYU's home contest against the Wolfpack in 2004-05 marked the first time an ACC team ever played BYU in Provo.





## 2004-2005 GAME RESULTS

DATE	OPPONENT	SCORE	ATTEND
11-22-04	vs North Carolina	L 50-86	2,500
11-23-04	vs Stanford	L 53-62	2,500
11-24-04	vs Chaminade	W 77-56	2,500
11-27-04	California	L 64-67	9,857
12-01-04	at Utah State	L 57-71	9,620
12-04-04	at USC	L 82-87	2,163
12-08-04	Boise State	W 90-77	8,619
12-11-04	vs Washington State	L 46-49	10,283
12-18-04	Utah State	L 62-84	11,610
12-21-04	North Carolina State	L 61-72	9,390
12-23-04	at Weber State	W 79-61	7,043
12-28-04	Southern Utah	W 77-52	10,239
12-31-04	Santa Clara	W 87-74	9,534
01-04-05	at Saint Mary's (Calif.)	L 51-72	2,643
01-08-05	San Diego State	L 57-59	12,633
01-11-05	Montana State-Billings	W 110-70	9,506
01-15-05	at Colorado State	L 67-74	3,287
01-17-05	at Wyoming	L 71-83	7,360
01-22-05	Air Force	L 49-52	10,041
01-24-05	New Mexico	W 68-53	12,161
01-31-05	Utah	L 58-72	14,072
02-05-05	at UNLV (OT)	W 82-72	11,591
02-07-05	at San Diego State	L 58-66	6,387
02-12-05	Wyoming	L 58-59	10,996
02-14-05	Colorado State	W 50-49	8,481
02-19-05	at New Mexico	L 72-91	16,087
02-21-05	at Air Force	L 39-70	4,006
02-26-05	at Utah	L 60-69	15,014
03-05-05	UNLV	L 66-76	11,721
03-10-05	vs New Mexico	L 71-85	8,249

RECORD:	OVERALL	HOME	AWAY	NEUTRAL
ALL GAMES	9-21	6-8	2-9	1-4
CONFERENCE	3-11	2-5	1-6	0-0
NON-CONFERENCE	6-10	4-3	1-3	1-4

The prestigious Maui Invitational proved a challenging way to begin the season for BYU as they faced a tournament field that included the No. 11 North Carolina, No. 13 Louisville, No. 15 Texas and No. 25 Stanford. After losing to the Tar Heels and the Cardinal, the Cougars earned their first win of the season against tournament-host Chaminade with four BYU players scoring in double figures led by senior Jensen with 16 points.

Despite their youth and inexperience, the Cougars continued to battle throughout the remainder of their nonconference schedule, earning wins against Boise State, Weber State, Southern Utah, Santa Clara and Montana State-Billings in a 110-70 shootout. BYU suffered three-point defeats at the hands of both California and Washington State and lost by five at USC after overcoming a 17-point second-half deficit. The Cougars also endured setbacks against NCAA Tournament teams Utah State, N.C. State and Saint Mary's prior to the start of league play.

BYU got off to a rocky start in conference play as the Cougars lost their first four MWC games by an average of six points, including a two-point loss to San Diego State and a three-point defeat at the hands of Air Force. But the month of January got a bit brighter when New Mexico came to town as the Cougars recorded one of their biggest wins of the season by defeating the eventual MWC Champions 68-53. Sophomore Mike Rose led the Cougars with 21 points, while Hall added 16. Fellow sophomores Austin Ainge and

Keena Young each tied career highs, recording eight assists and 14 points, respectively.

The Cougars also had an impressive night at UNLV just two weeks later as they disposed of the preseason league favorites 82-72 in overtime. Down three points with 5.6 seconds left on the clock, sophomore Jimmy Balderson, who scored a career-high 23 points, stepped to the free-throw line after being fouled on a three-point attempt and sank all three shots to send the game into overtime. BYU outscored the Rebels 19-9 in the extra period with the help of 12 points from Ainge to seal the victory.

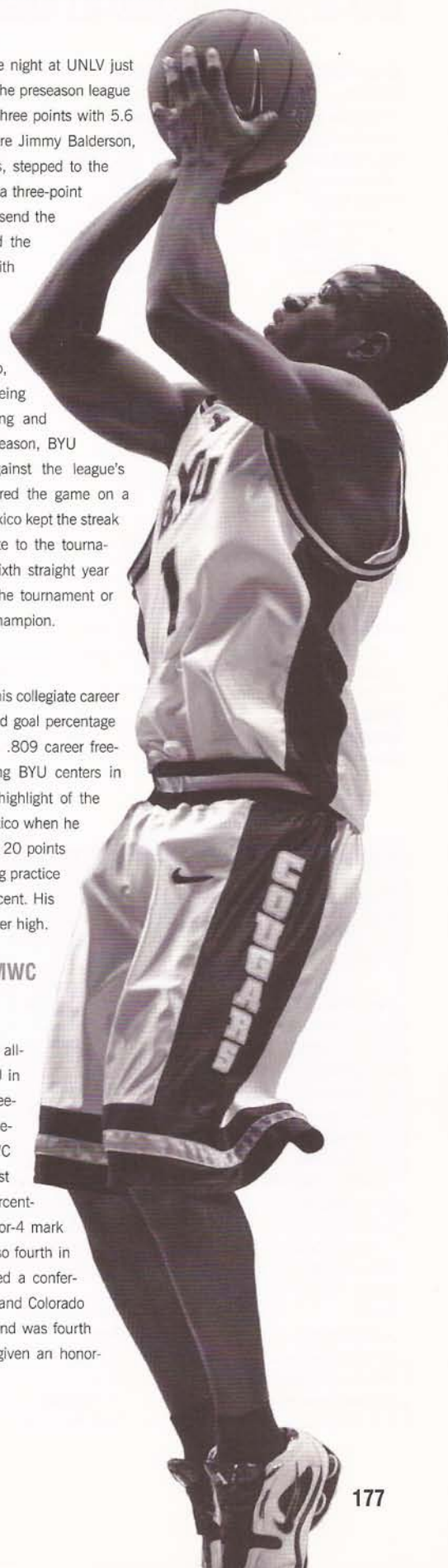
After earning splits with New Mexico, Colorado State and UNLV and being swept by Utah, Air Force, Wyoming and Colorado State during the regular season, BYU opened the MWC Tournament against the league's hottest team, the Lobos, who entered the game on a seven-game winning spree. New Mexico kept the streak alive, defeating BYU 85-71, enroute to the tournament championship, marking the sixth straight year that the Cougars have either won the tournament or been knocked out by the eventual champion.

### RECORD-SETTING CAREER

Senior center Jared Jensen finished his collegiate career tied for second all-time in career field goal percentage (.567) with Rafael Araujo. With his .809 career free-throw accuracy, he is No. 1 among BYU centers in career free-throw percentage. One highlight of the season for Jensen came at New Mexico when he went 9-of-10 from the floor to score 20 points in 21 minutes of play, despite missing practice with the flu and not feeling 100 percent. His nine field goals made set a new career high.

### HALL, INGE RECEIVE MWC RECOGNITION

Senior Mike Hall received third-team all-conference honors after leading BYU in scoring (14.3), steals (1.79), free-throw percentage (.767) and three-point shots made (26) in MWC games. Hall shared the league's best single-game three-point field goal percentage when he recorded a perfect 4-for-4 mark against San Diego State. He was also fourth in the league in total steals and posted a conference-high five steals against UNLV and Colorado State. Austin Ainge, who led BYU and was fourth in the league in assists, was also given an honorable-mention citation.





# 2004-05 SEASON NOTES

2005-06 BYU BASKETBALL


## 2004-05 TEAM STATISTICS—ALL GAMES

TEAM STATISTICS	BYU	OPP
<b>SCORING</b>	1,972	2,070
Points per game	65.7	69.0
Scoring margin	-3.3	-
<b>FIELD GOALS-ATT</b>	690-1,648	745-1,659
Field goal pct	.419	.449
<b>3 POINT FG-ATT</b>	211-583	191-530
3-point FG pct	.362	.360
3-pt FG made per game	7.0	6.4
<b>FREE THROWS-ATT</b>	381-530	389-570
Free throw pct	.719	.682
<b>REBOUNDS</b>	1,017	1,042
Rebounds per game	33.9	34.7
Rebounding margin	-0.8	-
<b>ASSISTS</b>	370	438
Assists per game	12.3	14.6
<b>TURNOVERS</b>	439	429
Turnovers per game	14.6	14.3
Turnover margin	-0.3	-
Assist/turnover ratio	0.8	1.0
<b>STEALS</b>	183	222
Steals per game	6.1	7.4
<b>BLOCKS</b>	104	105
Blocks per game	3.5	3.5
<b>WINNING STREAK</b>	0	-
Home win streak	0	-
<b>ATTENDANCE</b>	148,860	111,233
Home games-Avg/Game	14-10,633	11-7,746
Neutral site-Avg/Game	-	5-5,206

SCORE BY PERIODS:	1st	2nd	OT	Total
BYU Cougars	887	1,066	19	1,972
Opponents	959	1102	9	2,070

### DAWES PLAYER OF THE WEEK

Sophomore Derek Dawes earned Mountain West Conference Player of the Week honors on Jan. 31, 2005 for his career night against New Mexico, marking his first such award. Dawes set career bests of 14 points, 6-of-7 (.857) shooting and four blocks, while tying career marks of 10 rebounds, two assists and one steal in the victory. The 14-point, 10-rebound double-double was the first of his career.



Derek Dawes

### LIGHTING UP THE COURT

BYU's 59-point second half against Santa Clara was its most points in a half in eight years as the Cougars cruised to an 87-74 win. BYU also achieved its largest first-half production in eight years with 57 points in the first 20 minutes vs. Montana State-Billings. BYU's 110 total points against MSUB was its highest point total since 1995.

### INJURIES PLAGUE COUGARS


Injuries forced BYU to use 18 different starting lineups with 12 different Cougars receiving a starting assignment. Seven Cougars saw limited playing time due to injuries, while five of those players saw their season drastically limited or finished. Garner Meads was one of BYU's top returning players with expectations of being a leader and major contributor. During spring 2003, Meads suffered bi-lateral tears in his lower abdominal muscles that required significant surgery in June 2004. The healing process was slower than expected, causing Meads to start the 2004-05 campaign unhealthy. His body was never able to recover and, as a result, he suffered additional injuries, missing a total of 12 games during the year.

Another major blow came when transfer Keena Young, the team's leading rebounder, broke his hand with only five games remaining in the season. The absence of Young, along with Meads, meant the Cougars were forced to play the remainder of the season without a power forward. BYU lost its last five games, the longest losing streak of the season. Highly touted freshmen Trent Plaisted and David Burgess played in five and two games, respectively, before having their seasons come to an end due to injury.

## BYU IN THE MWC AND NCAA STATISTICAL RATINGS 04-05

NCAA TEAM STATS	RANK
3-FG Percentage	90th
3-FG Made/Game	90th
FT Percentage	74th

MWC TEAM STATS	ALL	CONF	INDIVIDUAL	ALL GAMES	CONF. GAMES
				TOP BYU PLAYER	TOP BYU PLAYER
Scoring Offense	7th	7th	Scoring	Mike Hall - 8th	Mike Hall - 8th
Scoring Defense	4th	4th	Rebounding	Keena Young - 10th	Jared Jensen - 12th
Scoring Margin	8th	6th	FG Percentage	Jared Jensen - 7th	Keena Young (NR)
FT Percentage	3rd	7th	Assists	Austin Ainge - 3rd	Austin Ainge - 3rd
FG Percentage	8th	8th	FT Percentage	Jared Jensen - 4th	Mike Hall - 12th
FG Percentage Defense	6th	7th	Steals	Mike Hall - 4th	Mike Hall - T4th
3-FG Percentage	4th	5th	3-FG Percentage	Jimmy Balderson - 5th	Jimmy Balderson - 4th
3-FG Percentage Defense	8th	7th	3-FG Made/Game	Mike Rose - 4th	Mike Hall - 5th
Rebounding Offense	6th	5th	Blocked Shots	Chris Miles - 9th	Chris Miles - T6th
Rebounding Defense	7th	4th	Assist/TO Ratio	Austin Ainge - 6th	Austin Ainge - 4th
Rebounding Margin	6th	6th	Offensive Rebounds	Keena Young - 8th	Jared Jensen - 8th
Blocked Shots	5th	3rd	Defensive Rebounds	Keena Young - 11th	Jimmy Balderson (NR)
Assists	6th	8th			
Steals	4th	4th	<b>MWC TEAM HIGHS - ALL</b>	<b>BYU RANK</b>	<b>TOTAL</b>
Turnover Margin	5th	4th	Points	1st	110 vs. MSU-Billings
Assist/Turnover Ratio	7th	7th	FG Made	1st	40 vs. MSU-Billings
Offensive Rebounds	3rd	2nd	FT Made	T1st	33 vs. Santa Clara
Defensive Rebounds	6th	6th	FT Percentage	T1st	1.000 (three times)
3-FG Made/Game	3rd	3rd	3-FG Percentage	T2nd	.625 vs. MSU-Billings



Chris Miles



## ATTENDANCE

BYU averaged 10,633 fans in 2004-05. Out of the 42 teams nationally with records similar to the Cougars, only Purdue averaged more fans than the Cougars. BYU even outdrew the regular-season conference champions of 24 out of 31 conferences as well as over half of the teams in the Atlantic Coast Conference, Big 12 and Southeastern Conference, and all but Arizona in the Pac-10.

## CLEVELAND FINALE

The 2004-05 season was head coach Steve Cleveland's last at BYU as he returned to his hometown to accept the head-coaching position at Fresno State in April. With a 138-108 overall record in his eight seasons at the helm of the Cougars, Cleveland is fourth on BYU's career coaching victories list, just one win short of third place, and second

in Marriott Center wins, missing first place by a mere three victories. He also experienced a large measure of MWC success as he compiled 48 league wins, sharing top honors with Wyoming's Steve McClain.

## COUGAR QUICK HITS

- BYU (9-21, 3-11 MWC) finished the season 6-8 at home, 2-9 away and 1-4 on a neutral floor.
- BYU played the MWC's toughest schedule the past two seasons and has faced the toughest schedule on average than any MWC team over the past six seasons. In 2004-05, BYU played four games against teams ranked in the top-25 (North Carolina, NC State and Utah). BYU's schedule included four Pac-10 opponents, two ACC teams, Utah State twice and a road contest at St. Mary's.
- BYU held the lead or was tied in the second half of

every league game but at UNM and at AFA. Overall, 10 of BYU's losses were single-digit setbacks, including six by five points or less and five defeats of three-points or less. Eight of BYU's nine wins were double-digit victories, including its overtime win at UNLV. It's last win was a one-point victory at home over Colorado State on Feb. 14.

- BYU lost its last five games, its longest losing streak since Steve Cleveland's first season in 1997-98 when BYU also went 9-21.
- The 10 BYU players who averaged double-digit minutes in 2004-05 included six sophomores, three seniors and one freshman. Only three players – seniors Mike Hall and Jared Jensen and sophomore Garner Meads – averaged more than 10 minutes during a prior season as a Cougar.

## 2004-2005 BYU INDIVIDUAL HONORS

### MIKE HALL

Most Valuable Player (team award)  
All-MWC Third Team  
Shared MWC season high for single-game three-point percentage (1.000, 4-for-4)  
Shared MWC season high for steals in a game (5)  
Led BYU and was No. 8 in MWC in scoring overall (13.9) and in league games (14.3)  
Led BYU and was No. 4 in MWC for steals overall (1.6) and in league games (1.8)  
Led BYU and was No. 5 in MWC for three-pointers made per game in league games (1.9)

### JARED JENSEN

Best Free Throw Shooter (team award)  
Led BYU and was No. 7 in MWC in field-goal percentage (.550)  
Led BYU and was No. 4 in MWC in free-throw percentage (.833)  
Led BYU and was 12th in MWC for rebounds in league games (4.2)  
Academic All-MWC  
Student-Athlete Academic Center Scholar-Athlete  
No. 1 all-time at BYU among centers in career free-throw pct. (.809)  
Tied No. 2 all-time at BYU in career field-goal percentage (.567)  
Tied for 15th all-time at BYU in games played (118)

### TERRY NASHIF

Captain (team leadership award)  
Academic All-MWC  
Student-Athlete Academic Center Scholar-Athlete

### BROCK REICHNER

Mr. Hustle (team award)  
Led BYU in three-point pct. overall and in league games (.500)

### AUSTIN AINGE

Assist Leader (team award)  
All-MWC Honorable Mention  
Led BYU and was No. 3 in MWC overall in assists per game (4.13)  
Led BYU and was No. 3 in MWC in assists per game in league games (4.57)  
Led BYU and was No. 6 in MWC in assist/turnover ratio (1.28)  
Led BYU and was No. 4 in MWC in assist/turnover ratio in league games (1.42)

### JIMMY BALDERSON

No. 4 in MWC in three-point percentage in league games (.436)  
No. 5 in MWC in three-point percentage overall (.420)  
Student-Athlete Academic Center Scholar-Athlete

### SAM BURGESS

Academic All-MWC

### DEREK DAWES

MWC Player of the Week (Jan. 24-30, 2005)

### GARNER MEADS

MWC Scholar-Athlete  
Academic All-MWC  
Student-Athlete Academic Center Scholar-Athlete

### MIKE ROSE

Outstanding Three-Point Shooter (team award)  
Led BYU and was No. 4 in MWC for three-pointers made per game (1.9)  
MWC Scholar-Athlete  
Academic All-MWC  
Student-Athlete Academic Center Scholar-Athlete

### KEENA YOUNG

Outstanding Rebounder (team award)  
Led BYU and was No. 10 in MWC in rebounds per game (5.6)  
Led BYU in field-goal percentage in league games (.540)

### CHRIS MILES

Most Improved Player (team award)  
Led BYU and was No. 9 in MWC in blocks per game (1.1)  
Led BYU and was tied No. 6 in MWC in blocks in league games (1.3)

### ASSOCIATE HEAD COACH DAVE ROSE


Top Assistant Coach in MWC (Street & Smith College Basketball Preview)

### HEAD COACH STEVE CLEVELAND

No. 2 all-time at BYU in Marriott Center victories (90)  
No. 4 all-time at BYU in total victories (138)

### TEAM

MWC season high for points in a game (110 vs. MSU-Billings)  
MWC season high for field goals made in a game (40 vs. MSU-Billings)  
Tied MWC season high for free throws made in a game (33 vs. Santa Clara)  
Tied MWC season high (three times) for single-game free-throw percentage (1.000)  
Tied No. 2 in MWC for three-point percentage (.625)  
No. 2 in MWC for field goals attempted in a game (73)





# 2004-05 SEASON STATISTICS

2005-06 BYU BASKETBALL

## 2004-05 BYU/OPPONENT GAME-BY-GAME STATS

Opponent	1st	2nd	Score	Mar	Total FG	FG Pct	3-Pointers	3FG Pct	Free Throws	FT Pct	Rebounds	Mar	Assist	TOver	Block	Steal	Fouls
vs. North Carolina	18/48	32/38	50-86	(36)	18-57/30-69	.316/.435	6-23/8-26	.261/.308	8-14/18-23	.571/.783	43/42	+1	8/19	27/12	4/1	7/15	21/17
vs. Stanford	25/28	28/34	53-62	(9)	17-48/21-55	.354/.382	4-16/2-11	.250/.182	15-23/18-25	.652/.720	38/34	+4	4/13	19/11	1/4	3/7	20/23
vs. Chaminade	33/21	44/35	77-56	+21	31-63/22-53	.492/.415	5-15/6-23	.333/.261	10-10/6-13	1.000/.462	36/30	+6	16/12	15/21	5/4	10/8	17/16
California	31/39	33/28	64-67	(3)	21-64/26-58	.328/.448	6-21/3-9	.286/.333	16-19/12-22	.842/.545	39/45	(6)	12/6	8/14	5/5	6/4	19/17
at Utah State	36/36	21/35	57-71	(14)	22-53/25-54	.415/.463	8-21/3-17	.381/.176	5-8/18-23	.625/.783	30/33	(3)	10/13	15/9	5/4	7/8	17/11
at USC	30/44	52/43	82-87	(5)	26-55/32-67	.473/.478	13-25/11-25	.520/.440	17-26/12-17	.654/.706	40/30	+10	18/21	21/11	1/2	5/10	19/19
Boise State	39/31	51/46	90-77	+13	28-57/30-74	.491/.405	11-21/10-28	.524/.357	23-31/7-13	.742/.538	43/39	+4	15/17	15/14	4/3	5/2	16/22
vs. Washington State	25/18	21/31	46-49	(3)	17-48/16-49	.354/.327	6-25/10-19	.240/.526	6-9/7-11	.667/.636	31/36	(5)	11/13	14/15	3/2	6/6	14/11
Utah State	27/41	35/43	62-84	(22)	23-58/30-59	.397/.508	7-19/9-18	.368/.500	9-14/15-24	.643/.625	29/46	(17)	10/22	13/15	7/4	6/8	22/18
North Carolina State	18/40	43/32	61-72	(11)	21-55/28-60	.382/.467	5-16/5-28	.313/.179	14-15/11-16	.933/.688	32/35	(3)	16/13	13/10	1/3	6/8	18/14
at Weber State	42/28	37/33	79-61	+18	32-53/22-53	.604/.415	6-11/5-15	.545/.333	9-9/12-16	1.000/.750	27/28	(1)	15/9	8/14	3/0	6/1	19/12
Southern Utah	30/24	47/28	77-52	+25	27-54/17-47	.500/.362	12-21/6-15	.571/.400	11-19/12-17	.579/.706	33/31	+2	18/12	11/15	3/2	6/8	15/19
Santa Clara	28/28	59/46	87-74	+13	24-46/26-64	.522/.406	6-17/12-26	.353/.462	33-36/10-16	.917/.625	30/37	(7)	19/16	13/17	5/1	4/5	20/31
at Saint Mary's (Calif.)	28/31	23/41	51-72	(21)	21-51/28-63	.412/.444	6-13/7-18	.462/.389	3-3/9-17	1.000/.529	32/38	(6)	8/18	25/16	3/2	4/12	19/13
San Diego State	28/19	29/40	57-59	(2)	20-57/25-62	.351/.403	3-19/2-14	.158/.143	14-17/7-12	.824/.583	47/33	+14	8/17	17/12	1/2	5/8	13/16
Montana St.-Billings	57/30	53/40	110-70	+40	40-73/23-70	.548/.329	10-16/14-36	.625/.389	20-30/10-12	.667/.833	47/39	+8	23/14	13/23	4/6	12/8	16/23
at Colorado State	22/32	45/42	67-74	(7)	24-69/22-45	.348/.489	8-30/4-13	.267/.308	11-13/26-38	.846/.684	35/39	(4)	14/15	10/16	2/7	6/6	29/17
at Wyoming	31/35	40/48	71-83	(12)	23-61/32-63	.377/.508	4-18/9-23	.222/.391	21-27/10-20	.778/.500	38/39	(1)	7/15	14/13	5/4	6/4	17/17
Air Force	29/29	20/23	49-52	(3)	20-42/21-43	.476/.488	6-15/7-16	.400/.438	3-8/3-4	.375/.750	28/21	+7	11/13	15/8	4/1	2/12	12/13
New Mexico	33/25	35/28	68-53	+15	26-58/18-55	.448/.327	6-23/5-15	.261/.333	10-14/12-18	.714/.667	40/34	+6	18/9	10/11	5/1	6/4	16/15
Utah	29/28	29/44	58-72	(14)	19-44/26-42	.432/.619	5-11/2-8	.455/.250	15-23/18-23	.652/.783	20/27	(7)	10/13	12/16	4/6	8/5	22/20
at UNLV	27/33	36/30	82-72	+10	24-59/25-64	.407/.391	9-24/3-17	.375/.176	25-33/19-22	.758/.864	38/41	(3)	11/15	18/19	3/8	7/7	16/20
at San Diego State	26/33	32/33	58-66	(8)	21-46/25-53	.457/.472	8-20/4-13	.400/.308	8-14/12-18	.571/.667	24/32	(8)	11/13	14/13	5/3	3/7	16/13
Wyoming	29/28	29/31	58-59	(1)	18-60/21-44	.300/.477	8-26/4-14	.308/.286	14-23/13-22	.609/.591	42/39	+3	8/10	11/17	1/6	6/6	23/19
Colorado State	27/21	23/28	50-49	+1	18-48/18-52	.375/.346	6-17/2-10	.353/.200	8-17/11-14	.471/.786	30/42	(12)	9/10	14/19	4/6	8/6	15/20
at New Mexico	32/51	40/40	72-91	(19)	27-49/31-50	.551/.620	6-16/13-19	.375/.684	12-19/16-23	.632/.696	25/22	+3	17/22	17/12	3/1	9/10	21/14
at Air Force	13/37	26/33	39-70	(31)	14-50/27-48	.280/.563	6-22/7-19	.273/.368	5-8/9-12	.625/.750	24/36	(12)	5/13	17/14	2/6	4/13	13/10
at Utah	29/29	31/40	60-69	(9)	23-46/24-41	.500/.585	7-12/3-8	.583/.375	7-10/18-27	.700/.667	24/26	(2)	13/18	13/12	5/2	8/8	28/14
UNLV	37/33	29/43	66-76	(10)	22-61/26-49	.361/.531	12-28/5-9	.429/.556	10-14/19-24	.714/.792	30/36	(6)	12/11	13/18	2/4	7/6	18/16
vs. New Mexico	28/39	43/46	71-85	(14)	23-63/28-53	.365/.528	6-22/10-18	.273/.556	19-24/19-28	.792/.679	42/32	+10	13/26	14/12	4/5	5/10	20/20

\*NOTE: Game totals are displayed in the format BYU/OPPONENT for each category



MIKE HALL



JARED JENSEN



## 2004-05 INDIVIDUAL GAME-BY-GAME (POINTS-REBOUNDS-ASSISTS)

OPPONENT	DATE	SCORE	W/L	01 HALL	02 ROSE	03 YOUNG	04 BURGESS, J.	05 REISMAN	10 NASHIF	12 REICHNER	13 AINGE	20 BURGESS, S.
vs North Carolina	11/22/04	50-86	L	10-4-0	5-1-0	9-10-0	DNP	DNP	3-1-4	DNP	6-1-1	4-1-0
vs Stanford	11/23/04	53-62	L	7-6-2	8-2-0	6-4-0	DNP	DNP	7-1-1	DNP	0-0-0	0-1-1
vs Chaminade	11/24/04	77-56	W	14-6-5	5-0-3	14-6-0	DNP	2-0-0	4-4-5	0-0-0	2-4-2	8-3-0
California	11/27/04	64-67	L	23-4-2	1-3-1	6-6-2	DNP	DNP	8-8-5	DNP	2-1-0	6-1-0
at Utah State	12/01/04	57-71	L	19-5-3	3-0-0	4-9-2	DNP	DNP	0-0-1	DNP	15-2-3	2-1-0
at USC	12/04/04	82-87	L	13-2-1	13-3-0	0-4-0	DNP	DNP	0-3-10	DNP	7-0-2	DNP
Boise State	12/08/04	90-77	W	21-9-5	19-3-1	11-8-0	DNP	DNP	1-1-0	DNP	14-5-5	DNP
vs Washington State	12/11/04	46-49	L	3-1-2	15-2-1	2-3-0	DNP	DNP	0-0-0	DNP	16-2-4	0-0-0
Utah State	12/18/04	62-84	L	4-4-1	14-1-0	8-7-0	DNP	DNP	0-0-4	DNP	21-2-3	5-0-0
North Carolina State	12/21/04	61-72	L	18-4-3	9-1-1	2-10-3	DNP	DNP	0-0-1	DNP	9-4-8	0-1-0
at Weber State	12-23-04	79-61	W	23-2-4	0-0-0	14-6-4	DNP	DNP	0-0-0	DNP	9-4-3	0-0-0
Southern Utah	12/28/04	77-52	W	12-4-3	14-1-1	6-4-1	0-1-1	DNP	0-3-0	3-1-1	14-3-5	5-1-0
Santa Clara	12/31/04	87-74	W	10-1-2	26-3-5	2-3-0	DNP	DNP	0-0-0	DNP	9-7-7	0-0-0
at Saint Mary's (Calif.)	01/04/05	51-72	L	12-2-1	6-3-2	6-4-1	DNP	DNP	5-1-0	0-0-0	6-1-2	0-0-1
San Diego State	01/08/05	57-59	L	16-6-1	7-6-2	0-1-0	DNP	DNP	0-0-0	DNP	9-6-5	0-1-0
Montana State-Billings	01/11/05	110-70	W	14-5-1	14-2-3	10-6-0	3-0-0	DNP	10-2-2	4-2-0	10-2-8	6-3-4
at Colorado State	01/15/05	67-74	L	11-3-4	6-1-2	2-3-0	DNP	DNP	0-1-0	DNP	25-3-6	0-0-1
at Wyoming	01/17/05	71-83	L	16-3-1	13-3-0	10-5-1	DNP	DNP	DNP	0-1-0	2-4-3	3-2-1
Air Force	01/22/05	49-52	L	13-3-2	4-0-1	14-11-0	DNP	DNP	DNP	DNP	5-6-6	0-0-0
New Mexico	01/24/05	68-53	W	16-8-2	21-3-1	14-7-0	DNP	DNP	3-2-3	0-0-0	0-4-8	0-1-1
Utah	01/31/05	58-72	L	4-1-1	3-1-0	10-4-2	0-1-0	DNP	0-0-2	0-0-0	15-0-5	0-0-0
at UNLV	02/05/05	82-72 (OT)	W	16-2-1	0-1-0	10-6-0	DNP	DNP	0-0-0	DNP	19-3-5	0-1-1
at San Diego State	02/07/05	58-66	L	24-4-2	2-1-1	8-1-0	DNP	DNP	0-0-0	DNP	4-2-3	0-0-0
Wyoming	02/12/05	58-59	L	9-0-2	6-1-1	7-8-1	DNP	DNP	0-1-0	DNP	10-4-3	0-0-0
Colorado State	02/14/05	50-49	W	16-2-2	3-2-0	4-4-0	DNP	DNP	DNP	DNP	10-6-5	DNP
at New Mexico	02/19/05	72-91	L	19-2-2	3-2-4	DNP	0-0-0	DNP	0-0-2	4-1-1	9-0-4	5-2-0
at Air Force	02/21/05	39-70	L	6-0-0	0-1-0	DNP	0-0-0	DNP	5-2-2	1-5-2	5-1-0	9-2-1
at Utah	02/26/05	60-69	L	12-3-1	0-1-0	DNP	DNP	DNP	3-0-2	9-3-1	17-5-6	2-1-0
UNLV	03/05/05	66-76	L	22-6-1	6-1-1	DNP	DNP	DNP	3-1-1	3-0-1	10-1-5	2-1-0
vs New Mexico	03/10/05	71-85	L	13-3-2	5-3-0	DNP	DNP	DNP	3-1-0	6-5-2	5-5-7	0-1-1

OPPONENT	DATE	SCORE	W/L	23 BALDERSON	34 BURGESS, D	41 MEADS	43 DAWES	44 PLAISTED	52 JENSEN	54 MILES
vs North Carolina	11/22/04	50-86	L	DNP	0-0-0	2-9-1	1-0-0	2-3-1	8-3-1	0-5-0
vs Stanford	11/23/04	53-62	L	DNP	DNP	9-5-0	4-10-0	1-4-0	11-2-0	DNP
vs Chaminade	11/24/04	77-56	W	DNP	DNP	DNP	10-6-1	0-0-0	16-5-0	2-0-0
California	11/27/04	64-67	L	DNP	0-0-0	DNP	4-8-0	DNP	12-2-2	2-1-0
at Utah State	12/01/04	57-71	L	6-0-0	DNP	0-2-0	0-2-0	0-0-0	8-4-1	0-1-0
at USC	12/04/04	82-87	L	22-1-4	DNP	10-8-1	10-5-0	0-1-0	3-5-0	4-2-0
Boise State	12/08/04	90-77	W	3-2-1	DNP	4-3-2	2-3-0	DNP	13-5-1	2-1-0
vs Washington State	12/11/04	46-49	L	0-0-0	DNP	2-10-2	6-7-1	DNP	0-0-0	2-2-1
Utah State	12/18/04	62-84	L	2-0-1	DNP	4-1-1	0-4-0	DNP	4-1-0	0-5-0
North Carolina State	12/21/04	61-72	L	DNP	DNP	4-1-0	5-3-0	DNP	14-3-0	0-2-0
at Weber State	12/23/04	79-61	W	0-1-0	DNP	10-6-0	7-2-1	DNP	16-5-3	0-0-0
Southern Utah	12/28/04	77-52	W	11-0-2	DNP	DNP	10-9-1	DNP	2-3-0	0-1-3
Santa Clara	12/31/04	87-74	W	0-1-0	DNP	DNP	5-5-1	DNP	23-5-1	12-3-3
at Saint Mary's (Calif.)	01/04/05	51-72	L	5-0-0	DNP	DNP	9-10-0	DNP	2-7-1	0-2-0
San Diego State	01/08/05	57-59	L	2-1-0	DNP	5-6-0	0-3-0	DNP	10-7-0	8-5-0
Montana State-Billings	01/11/05	110-70	W	9-3-2	DNP	7-11-1	DNP	DNP	16-7-0	7-3-2
at Colorado State	01/15/05	67-74	L	0-0-0	DNP	4-4-0	2-2-0	DNP	9-10-0	8-7-1
at Wyoming	01/17/05	71-83	L	9-4-0	DNP	3-2-0	11-3-0	DNP	4-4-1	0-0-0
Air Force	01/22/05	49-52	L	5-2-2	DNP	6-1-0	0-1-0	DNP	2-3-0	DNP
New Mexico	01/24/05	68-53	W	0-3-0	DNP	0-0-1	14-10-2	DNP	DNP	0-1-0
Utah	01/31/05	58-72	L	13-2-0	DNP	4-4-0	4-2-0	DNP	5-3-0	0-0-0
at UNLV	02/05/05	82-72 (OT)	W	23-7-3	DNP	0-0-0	9-9-1	DNP	3-2-0	2-3-0
at San Diego State	02/07/05	58-66	L	14-1-1	DNP	DNP	2-5-1	DNP	3-4-0	1-4-3
Wyoming	02/12/05	58-59	L	11-7-0	DNP	DNP	5-5-1	DNP	6-4-0	4-6-0
Colorado State	02/14/05	50-49	W	8-4-0	DNP	DNP	3-3-0	DNP	3-3-1	3-1-1
at New Mexico	02/19/05	72-91	L	1-2-0	DNP	DNP	6-6-1	DNP	20-5-0	5-2-3
at Air Force	02/21/05	39-70	L	3-4-0	DNP	DNP	3-2-0	DNP	0-0-0	7-3-0
at Utah	02/26/05	60-69	L	8-4-1	DNP	DNP	1-1-0	DNP	2-2-1	6-3-1
UNLV	03/05/05	66-76	L	8-5-2	DNP	DNP	0-1-0	DNP	12-8-0	0-1-1
vs New Mexico	03/10/05	71-85	L	5-3-0	DNP	5-4-0	10-6-0	DNP	19-6-1	0-0-0



# 2004-05 SEASON STATISTICS

2005-06 BYU BASKETBALL

## INDIVIDUAL STATS-ALL GAMES





RECORD:	OVERALL	HOME	AWAY	NEUTRAL
ALL GAMES	9-21	6-8	2-9	1-4
CONFERENCE	3-11	2-5	1-6	0-0
NON-CONFERENCE	6-10	4-3	1-3	1-4

##Player	GPGS	Min	Avg	TOTAL			3-PTS			REBOUNDS			PF	FO	A	TO	Blk	Stl	Pts	Avg					
				FG	FGA	Pct	3FG	FGA	Pct	FT	FTA	Pct									Off	Def	Tot	Avg	
01 HALL, Mike	30	30	1015	33.8	144	360	.400	54	159	.340	74	95	.779	37	68	105	3.5	62	1	59	53	10	47	416	13.9
13 AINGE, Austin	30	23	831	27.7	97	226	.429	39	113	.345	52	66	.788	11	77	88	2.9	54	1	124	97	1	32	285	9.5
52 JENSEN, Jared	29	21	652	22.5	88	160	.550	0	0	.000	70	84	.833	52	66	118	4.1	73	0	14	42	6	17	246	8.5
02 ROSE, Mike	30	7	580	19.3	77	181	.425	56	138	.406	21	32	.656	8	44	52	1.7	39	0	31	34	1	13	231	7.7
03 YOUNG, Keena	25	15	555	22.2	74	149	.497	0	3	.000	31	51	.608	56	84	140	5.6	41	0	17	23	17	15	179	7.2
23 BALDERSON, Jimmy	25	16	458	18.3	54	136	.397	34	81	.420	26	42	.619	10	47	57	2.3	42	3	19	37	2	10	168	6.7
43 DAWES, Derek	29	13	501	17.3	48	111	.432	0	0	.000	47	71	.662	49	84	133	4.6	66	3	11	39	25	7	143	4.9
41 MEADS, Garner	18	9	312	17.3	29	74	.392	0	1	.000	21	30	.700	26	51	77	4.3	42	1	9	24	7	7	79	4.4
54 MILES, Chris	28	6	382	13.6	29	81	.358	0	0	.000	17	24	.708	28	36	64	2.3	54	0	19	20	30	5	75	2.7
12 REICHNER, Brock	12	2	143	11.9	10	25	.400	6	12	.500	4	10	.400	4	14	18	1.5	14	1	8	7	0	6	30	2.5
20 BURGESS, Sam	27	1	215	8.0	19	70	.271	10	33	.303	9	11	.818	9	15	24	0.9	36	0	12	22	3	11	57	2.1
10 NASHIF, Terry	27	7	312	11.6	19	67	.284	11	41	.268	6	8	.750	1	31	32	1.2	22	0	45	32	2	12	55	2.0
05 REISMAN, Joshua	1	0	5	5.0	1	1	1.000	0	0	.000	0	0	.000	0	0	0	0.0	2	0	0	1	0	0	2	2.0
04 BURGESS, Joshua	5	0	13	2.6	1	3	.333	1	2	.500	0	0	.000	1	1	2	0.4	0	0	1	0	0	0	3	0.6
44 PLAISTED, Trent	5	0	44	8.8	0	3	.000	0	0	.000	3	6	.500	2	6	8	1.6	2	0	1	2	0	0	3	0.6
34 BURGESS, David	2	0	7	3.5	0	1	.000	0	0	.000	0	0	.000	0	0	0	0.0	2	0	0	0	0	1	0	0.0
TEAM														53	46	99	3.3	0			6				
Total	30				690	1648	.419	211	583	.362	381	530	.719	347	670	1017	33.9	551	10	370	439	104	183	1972	65.7
Opponents	30				745	1659	.449	191	530	.360	389	570	.682	351	691	1042	34.7	510	-	438	429	105	222	2070	69.0

## INDIVIDUAL STATS-CONF GAMES

RECORD:	OVERALL	HOME	AWAY	NEUTRAL
ALL GAMES	3-11	2-5	1-6	0-0
CONFERENCE	3-11	2-5	1-6	0-0
NON-CONFERENCE	0-0	0-0	0-0	0-0

##Player	GPGS	Min	Avg	TOTAL			3-PTS			REBOUNDS			PF	FO	A	TO	Blk	Stl	Pts	Avg					
				FG	FGA	Pct	3FG	FGA	Pct	FT	FTA	Pct									Off	Def	Tot	Avg	
01 HALL, Mike	14	14	488	34.9	64	175	.366	26	82	.317	46	60	.767	14	29	43	3.1	30	1	22	23	7	25	200	14.3
13 AINGE, Austin	14	14	446	31.9	47	119	.395	16	57	.281	30	40	.750	10	35	45	3.2	27	1	64	45	1	13	140	10.0
03 YOUNG, Keena	10	6	221	22.1	34	63	.540	0	0	.000	11	22	.500	18	32	50	5.0	16	0	4	12	4	6	79	7.9
23 BALDERSON, Jimmy	14	12	314	22.4	34	86	.395	24	55	.436	13	23	.565	10	36	46	3.3	31	3	9	27	0	8	105	7.5
52 JENSEN, Jared	13	6	266	20.5	28	57	.491	0	0	.000	23	29	.793	26	29	55	4.2	31	0	3	12	4	7	79	6.1
02 ROSE, Mike	14	2	275	19.6	25	69	.362	17	57	.298	7	9	.778	5	19	24	1.7	19	0	13	14	0	6	74	5.3
43 DAWES, Derek	14	9	238	17.0	23	55	.418	0	0	.000	14	23	.609	24	29	53	3.8	37	2	6	19	11	4	60	4.3
54 MILES, Chris	13	5	227	17.5	17	47	.362	0	0	.000	10	16	.625	17	19	36	2.8	31	0	10	12	17	1	44	3.4
41 MEADS, Garner	7	1	92	13.1	10	26	.385	0	0	.000	2	6	.333	7	10	17	2.4	10	0	1	7	2	2	22	3.1
12 REICHNER, Brock	7	1	99	14.1	5	14	.357	4	8	.500	3	6	.500	1	9	10	1.4	8	1	5	5	0	6	17	2.4
20 BURGESS, Sam	13	0	83	6.4	8	23	.348	4	11	.364	1	2	.500	5	6	11	0.8	13	0	5	10	0	4	21	1.6
10 NASHIF, Terry	11	0	72	6.5	4	15	.267	3	10	.300	3	4	.750	1	6	7	0.6	6	0	12	7	0	3	14	1.3
04 BURGESS, Joshua	3	0	4	1.3	0	1	.000	0	1	.000	0	0	.000	1	0	1	0.3	0	0	0	0	0	0	0	0.0
TEAM														29	18	47	3.4	0							
Total	14				299	750	.399	94	281	.335	163	240	.679	168	277	445	31.8	259	8	154	195	46	85	855	61.1
Opponents.....	14				341	711	.480	70	198	.354	193	277	.697	141	326	467	33.4	224	-	194	200	57	102	945	67.5







INDIVIDUAL STATS—HOME GAMES


RECORD:	OVERALL	HOME	AWAY	NEUTRAL
ALL GAMES	6-8	6-8	0-0	0-0
CONFERENCE	2-5	2-5	0-0	0-0
NON-CONFERENCE	4-3	4-3	0-0	0-0

##	Player	GP	GS	Min	Avg	TOTAL			3-PTS			REBOUNDS			PF	FO	A	TO	Blk	Stl	Pts	Avg					
						FG	FGA	Pct	3FG	FGA	Pct	FT	FTA	Pct									Off	Def	Tot	Avg	
01	HALL, Mike	14	14	467	33.4	68	166	.410	22	69	.319	40	51	.784	21	36	57	4.1	28	0	28	23	6	22	198	14.1	
02	ROSE, Mike	14	3	329	23.5	48	104	.462	37	80	.463	14	22	.636	3	25	28	2.0	23	0	18	14	1	10	147	10.5	
13	AINGE, Austin	14	12	414	29.6	43	109	.394	19	52	.365	33	44	.750	6	45	51	3.6	25	0	73	46	0	14	138	9.9	
52	JENSEN, Jared	13	8	299	23.0	38	72	.528	0	0	.000	46	51	.902	27	27	54	4.2	31	0	5	15	1	7	122	9.4	
03	YOUNG, Keena	13	8	275	21.2	37	75	.493	0	0	.000	20	36	.556	34	45	79	6.1	25	0	9	9	8	8	94	7.2	
23	BALDERSON, Jimmy	12	8	218	18.2	26	62	.419	13	33	.394	7	12	.583	7	23	30	2.5	18	1	10	19	0	7	72	6.0	
41	MEADS, Garner	8	4	132	16.5	14	31	.452	0	0	.000	6	10	.600	10	17	27	3.4	16	1	5	6	2	2	34	4.3	
43	DAWES, Derek	13	7	220	16.9	18	47	.383	0	0	.000	16	28	.571	19	38	57	4.4	29	2	5	15	14	3	52	4.0	
54	MILES, Chris	13	3	204	15.7	16	48	.333	0	0	.000	6	9	.667	10	20	30	2.3	23	0	10	12	18	2	38	2.9	
10	NASHIF, Terry	12	2	124	10.3	8	25	.320	5	15	.333	4	6	.667	0	18	18	1.5	6	0	18	11	0	6	25	2.1	
20	BURGESS, Sam	12	1	73	6.1	6	25	.240	4	14	.286	8	9	.889	4	5	9	0.8	18	0	5	7	0	5	24	2.0	
12	REICHNER, Brock	5	0	33	6.6	4	11	.364	2	6	.333	0	2	.000	1	2	3	0.6	3	0	2	1	0	1	10	2.0	
04	BURGESS, Joshua	3	0	10	3.3	1	2	.500	1	1	1.000	0	0	.000	1	1	2	0.7	0	0	1	0	0	0	3	1.0	
34	BURGESS, David	1	0	2	2.0	0	0	.000	0	0	.000	0	0	.000	0	0	0	0.0	0	0	0	0	0	0	0	0.0	
TEAM																											
Total		14				327	777	.421	103	270	.381	200	280	.714	168	322	490	35.0	245	4	189	178	50	87	957	68.4	
Opponents		14				335	779	.430	86	246	.350	160	237	.675	175	329	504	36.0	263	-	183	209	50	90	916	65.4	

INDIVIDUAL STATS—AWAY/NEUTRAL GAMES

RECORD:	OVERALL	HOME	AWAY	NEUTRAL
ALL GAMES	3-13	0-0	2-9	1-4
CONFERENCE	1-6	0-0	1-6	0-0
NON-CONFERENCE	2-7	0-0	1-3	1-4

##	Player	GP	GS	Min	Avg	TOTAL			3-PTS			REBOUNDS			PF	FO	A	TO	Blk	Stl	Pts	Avg				
						FG	FGA	Pct	3FG	FGA	Pct	FT	FTA	Pct									Off	Def	Tot	Avg
01	HALL, Mike	16	16	548	34.2	76	194	.392	32	90	.356	34	44	.773	16	32	48	3.0	34	1	31	30	4	25	218	13.6
13	AINGE, Austin	16	11	417	26.1	54	117	.462	20	61	.328	19	22	.864	5	32	37	2.3	29	1	51	51	1	18	147	9.2
52	JENSEN, Jared	16	13	353	22.1	50	88	.568	0	0	.000	24	33	.727	25	39	64	4.0	42	0	9	27	5	10	124	7.8
23	BALDERSON, Jimmy	13	8	240	18.5	28	74	.378	21	48	.438	19	30	.633	3	24	27	2.1	24	2	9	18	2	3	96	7.4
03	YOUNG, Keena	12	7	280	23.3	37	74	.500	0	3	.000	11	15	.733	22	39	61	5.1	16	0	8	14	9	7	85	7.1
43	DAWES, Derek	16	6	281	17.6	30	64	.469	0	0	.000	31	43	.721	30	46	76	4.8	37	1	6	24	11	4	91	5.7
02	ROSE, Mike	16	4	251	15.7	29	77	.377	19	58	.328	7	10	.700	5	19	24	1.5	16	0	13	20	0	3	84	5.3
41	MEADS, Garner	10	5	180	18.0	15	43	.349	0	1	.000	15	20	.750	16	34	50	5.0	26	0	4	18	5	5	45	4.5
12	REICHNER, Brock	7	2	110	15.7	6	14	.429	4	6	.667	4	8	.500	3	12	15	2.1	11	1	6	6	0	5	20	2.9
54	MILES, Chris	15	3	178	11.9	13	33	.394	0	0	.000	11	15	.733	18	16	34	2.3	31	0	9	8	12	3	37	2.5
20	BURGESS, Sam	15	0	142	9.5	13	45	.289	6	19	.316	1	2	.500	5	10	15	1.0	18	0	7	15	3	6	33	2.2
05	REISMAN, Joshua	1	0	5	5.0	1	1	1.000	0	0	.000	0	0	.000	0	0	0	0.0	2	0	0	1	0	0	2	2.0
10	NASHIF, Terry	15	5	188	12.5	11	42	.262	6	26	.231	2	2	1.000	1	13	14	0.9	16	0	27	21	2	6	30	2.0
44	PLAISTED, Trent	5	0	44	8.8	0	3	.000	0	0	.000	3	6	.500	2	6	8	1.6	2	0	1	2	0	0	3	0.6
04	BURGESS, Joshua	2	0	3	1.5	0	1	.000	0	1	.000	0	0	.000	0	0	0	0.0	0	0	0	0	0	0	0	0.0
34	BURGESS, David	1	0	5	5.0	0	1	.000	0	0	.000	0	0	.000	0	0	0	0.0	2	0	0	0	0	1	0	0.0
Total		16				363	871	.417	108	313	.345	181	250	.724	179	348	527	32.9	306	6	181	261	54	96	1015	63.4
Opponents		16				410	880	.466	105	284	.370	229	333	.688	176	362	538	33.6	247	-	255	220	55	132	1154	72.1





# 2004-05 SEASON STATISTICS

2005-06 BYU BASKETBALL

## INDIVIDUAL STATS—WINS


RECORD:	OVERALL	HOME	AWAY	NEUTRAL
ALL GAMES	9-0	6-0	2-0	1-0
CONFERENCE	3-0	2-0	1-0	0-0
NON-CONFERENCE	6-0	4-0	1-0	1-0

##Player	GP	GS	Min	Avg	TOTAL			3-PTS			REBOUNDS			PF	FO	A	TO	Blk	Stl	Pts	Avg				
					FG	FGA	Pct	3FG	FGA	Pct	FT	FTA	Pct									Off	Def	Tot	Avg
01 HALL, Mike	9	9	316	35.1	50	100	.500	16	41	.390	26	33	.788	15	24	39	4.3	12	0	25	17	1	19	142	15.8
52 JENSEN, Jared	8	6	180	22.5	33	51	.647	0	0	.000	26	30	.867	18	17	35	4.4	22	0	6	12	0	4	92	11.5
02 ROSE, Mike	9	3	181	20.1	33	60	.550	25	47	.532	11	16	.688	2	13	15	1.7	5	0	14	6	1	4	102	11.3
13 AINGE, Austin	9	7	266	29.6	28	70	.400	13	35	.371	18	22	.818	4	34	38	4.2	20	0	48	27	0	11	87	9.7
03 YOUNG, Keena	9	7	231	25.7	34	63	.540	0	0	.000	17	24	.708	21	29	50	5.6	19	0	5	8	7	8	85	9.4
43 DAWES, Derek	8	5	172	21.5	21	41	.512	0	0	.000	18	29	.621	10	37	47	5.9	22	1	7	11	11	3	60	7.5
23 BALDERSON, Jimmy	8	4	135	16.9	18	44	.409	9	22	.409	9	14	.643	2	19	21	2.6	5	0	8	9	0	2	54	6.8
41 MEADS, Garner	5	2	68	13.6	7	14	.500	0	1	.000	7	8	.875	4	16	20	4.0	10	0	4	5	1	0	21	4.2
54 MILES, Chris	9	0	97	10.8	10	25	.400	0	0	.000	8	9	.889	5	8	13	1.4	15	0	9	7	11	2	28	3.1
20 BURGESS, Sam	7	0	70	10.0	5	21	.238	4	11	.364	5	6	.833	3	6	9	1.3	14	0	6	6	3	5	19	2.7
10 NASHIF, Terry	8	2	80	10.0	6	13	.462	2	5	.400	4	6	.667	0	12	12	1.5	2	0	10	5	1	6	18	2.3
05 REISMAN, Joshua	1	0	5	5.0	1	1	1.000	0	0	.000	0	0	.000	0	0	0	0.0	2	0	0	1	0	0	2	2.0
12 REICHNER, Brock	4	0	12	3.0	3	5	.600	1	2	.500	0	2	.000	1	2	3	0.8	2	0	1	1	0	0	7	1.8
04 BURGESS, Joshua	2	0	9	4.5	1	2	.500	1	1	1.000	0	0	.000	0	1	1	0.5	0	0	1	0	0	0	3	1.5
44 PLAISTED, Trent	1	0	3	3.0	0	1	.000	0	0	.000	0	0	.000	0	0	0	0.0	0	0	0	0	0	0	0	0.0
TEAM														10	11	21	2.3	0			2				
Total	9				250	511	.489	71	165	.430	149	199	.749	95	229	324	36.0	150	1	144	117	36	64	720	80.0
Opponents	9				201	532	.378	63	185	.341	99	141	.702	129	192	321	35.7	178	-	114	153	31	49	564	62.7

## INDIVIDUAL STATS—LOSSES

RECORD:	OVERALL	HOME	AWAY	NEUTRAL
ALL GAMES	0-21	0-8	0-9	0-4
CONFERENCE	0-11	0-5	0-6	0-0
NON-CONFERENCE	0-10	0-3	0-3	0-4

##Player	GP	GS	Min	Avg	TOTAL			3-PTS			REBOUNDS			PF	FO	A	TO	Blk	Stl	Pts	Avg				
					FG	FGA	Pct	3FG	FGA	Pct	FT	FTA	Pct									Off	Def	Tot	Avg
01 HALL, Mike	21	21	699	33.3	94	260	.362	38	118	.322	48	62	.774	22	44	66	3.1	50	1	34	36	9	28	274	13.0
13 AINGE, Austin	21	16	565	26.9	69	156	.442	26	78	.333	34	44	.773	7	43	50	2.4	34	1	76	70	1	21	198	9.4
52 JENSEN, Jared	21	15	472	22.5	55	109	.505	0	0	.000	44	54	.815	34	49	83	4.0	51	0	8	30	6	13	154	7.3
23 BALDERSON, Jimmy	17	12	323	19.0	36	92	.391	25	59	.424	17	28	.607	8	28	36	2.1	37	3	11	28	2	8	114	6.7
02 ROSE, Mike	21	4	399	19.0	44	121	.364	31	91	.341	10	16	.625	6	31	37	1.8	34	0	17	28	0	9	129	6.1
03 YOUNG, Keena	16	8	324	20.3	40	86	.465	0	3	.000	14	27	.519	35	55	90	5.6	22	0	12	15	10	7	94	5.9
41 MEADS, Garner	13	7	244	18.8	22	60	.367	0	0	.000	14	22	.636	22	35	57	4.4	32	1	5	19	6	7	58	4.5
43 DAWES, Derek	21	8	329	15.7	27	70	.386	0	0	.000	29	42	.690	39	47	86	4.1	44	2	4	28	14	4	83	4.0
12 REICHNER, Brock	8	2	131	16.4	7	20	.350	5	10	.500	4	8	.500	3	12	15	1.9	12	1	7	6	0	6	23	2.9
54 MILES, Chris	19	6	285	15.0	19	56	.339	0	0	.000	9	15	.600	23	28	51	2.7	39	0	10	13	19	3	47	2.5
10 NASHIF, Terry	19	5	232	12.2	13	54	.241	9	36	.250	2	2	1.000	1	19	20	1.1	20	0	35	27	1	6	37	1.9
20 BURGESS, Sam	20	1	145	7.3	14	49	.286	6	22	.273	4	5	.800	6	9	15	0.8	22	0	6	16	0	6	38	1.9
44 PLAISTED, Trent	4	0	41	10.3	0	2	.000	0	0	.000	3	6	.500	2	6	8	2.0	2	0	1	2	0	0	3	0.8
04 BURGESS, Joshua	3	0	4	1.3	0	1	.000	0	1	.000	0	0	.000	1	0	1	0.3	0	0	0	0	0	0	0	0.0
34 BURGESS, David	2	0	7	3.5	0	1	.000	0	0	.000	0	0	.000	0	0	0	0.0	2	0	0	0	0	1	0	0.0
TEAM														43	35	78	3.7	0			4				
Total	21				440	1137	.387	140	418	.335	232	331	.701	252	441	693	33.0	401	9	226	322	68	119	1252	59.6
Opponents	21				544	1127	.483	128	345	.371	290	429	.676	222	499	721	34.3	332	-	324	276	74	173	1506	71.7





## 2004-05 RESULTS &amp; LEADERS – ALL GAMES

OPPONENT	DATE	SCORE	W/L	POINTS	REBOUNDS	ASSISTS	STEALS	BLOCKED SHOTS
vs North Carolina	11/22/04	50-86	L	10-HALL, Mike	10-YOUNG, Keena	4-NASHIF, Terry	2-MEADS, Garner	1-Four Players tied
vs Stanford	11/23/04	53-62	L	11-JENSEN, Jared	10-DAWES, Derek	2-HALL, Mike	1-HALL, Mike	1-MEADS, Garner
							1-JENSEN, Jared	
							1-NASHIF, Terry	
vs Chaminade	11/24/04	77-56	W	16-JENSEN, Jared	6-YOUNG, Keena	5-HALL, Mike	4-HALL, Mike	3-BURGESS, Sam
					6-DAWES, Derek	5-NASHIF, Terry		
					6-HALL, Mike			
California	11/27/04	64-67	L	23-HALL, Mike	8-DAWES, Derek	5-NASHIF, Terry	3-HALL, Mike	3-DAWES, Derek
					8-NASHIF, Terry			
at Utah State	12/01/04	57-71	L	19-HALL, Mike	9-YOUNG, Keena	3-HALL, Mike	2-AINGE, Austin	2-MEADS, Garner
						3-AINGE, Austin	2-YOUNG, Keena	2-YOUNG, Keena
							2-JENSEN, Jared	
at USC	12/04/04	82-87	L	22-BALDERSON, Jimmy	8-MEADS, Garner	10-NASHIF, Terry	1-Five Players tied	1-DAWES, Derek
Boise State	12/08/04	90-77	W	21-HALL, Mike	9-HALL, Mike	5-HALL, Mike	2-JENSEN, Jared	2-MILES, Chris
						5-AINGE, Austin		
vs Washington State	12/11/04	46-49	L	16-AINGE, Austin	10-MEADS, Garner	4-AINGE, Austin	3-ROSE, Mike	2-DAWES, Derek
Utah State	12/18/04	62-84	L	21-AINGE, Austin	7-YOUNG, Keena	4-NASHIF, Terry	2-ROSE, Mike	3-MILES, Chris
North Carolina State	12/21/04	61-72	L	18-HALL, Mike	10-YOUNG, Keena	8-AINGE, Austin	3-HALL, Mike	1-MILES, Chris
at Weber State	12/23/04	79-61	W	23-HALL, Mike	6-YOUNG, Keena	4-HALL, Mike	4-AINGE, Austin	2-YOUNG, Keena
					6-MEADS, Garner	4-YOUNG, Keena		
Southern Utah	12/28/04	77-52	W	14-AINGE, Austin	9-DAWES, Derek	5-AINGE, Austin	3-AINGE, Austin	2-DAWES, Derek
				14-ROSE, Mike				
Santa Clara	12/31/04	87-74	W	26-ROSE, Mike	7-AINGE, Austin	7-AINGE, Austin	2-HALL, Mike	3-MILES, Chris
							2-AINGE, Austin	
at Saint Mary's (Calif.)	01/04/05	51-72	L	12-HALL, Mike	10-DAWES, Derek	2-ROSE, Mike	2-AINGE, Austin	1-JENSEN, Jared
						2-AINGE, Austin		1-MILES, Chris
								1-YOUNG, Keena
San Diego State	01/08/05	57-59	L	16-HALL, Mike	7-JENSEN, Jared	5-AINGE, Austin	4-AINGE, Austin	1-MILES, Chris
Montana State-Billings	01/11/05	110-70	W	16-JENSEN, Jared	11-MEADS, Garner	8-AINGE, Austin	3-BURGESS, Sam	2-YOUNG, Keena
							3-NASHIF, Terry	
at Colorado State	01/15/05	67-74	L	25-AINGE, Austin	10-JENSEN, Jared	6-AINGE, Austin	2-AINGE, Austin	1-MILES, Chris
								1-JENSEN, Jared
at Wyoming	01/17/05	71-83	L	16-HALL, Mike	5-YOUNG, Keena	3-AINGE, Austin	2-HALL, Mike	2-DAWES, Derek
							2-AINGE, Austin	2-YOUNG, Keena
Air Force	01/22/05	49-52	L	14-YOUNG, Keena	11-YOUNG, Keena	6-AINGE, Austin	1-HALL, Mike	3-HALL, Mike
							1-ROSE, Mike	
New Mexico	01/24/05	68-53	W	21-ROSE, Mike	10-DAWES, Derek	8-AINGE, Austin	1-Six Players tied	4-DAWES, Derek
Utah	01/31/05	58-72	L	15-AINGE, Austin	4-YOUNG, Keena	5-AINGE, Austin	2-HALL, Mike	2-HALL, Mike
					4-MEADS, Garner		2-YOUNG, Keena	
at UNLV	02/05/05	82-72 (OT)W		23-BALDERSON, Jimmy	9-DAWES, Derek	5-AINGE, Austin	5-HALL, Mike	1-MEADS, Garner
								1-MILES, Chris
								1-DAWES, Derek
at San Diego State	02/07/05	58-66	L	24-HALL, Mike	5-DAWES, Derek	3-MILES, Chris	1-AINGE, Austin	2-DAWES, Derek
						3-AINGE, Austin	1-DAWES, Derek	2-MILES, Chris
							1-BURGESS, Sam	
Wyoming	02/12/05	58-59	L	11-BALDERSON, Jimmy	8-YOUNG, Keena	3-AINGE, Austin	3-BALDERSON, Jimmy	1-YOUNG, Keena
Colorado State	02/14/05	50-49	W	16-HALL, Mike	6-AINGE, Austin	5-AINGE, Austin	5-HALL, Mike	4-MILES, Chris
at New Mexico	02/19/05	72-91	L	20-JENSEN, Jared	6-DAWES, Derek	4-AINGE, Austin	3-HALL, Mike	1-HALL, Mike
						4-ROSE, Mike		1-JENSEN, Jared
								1-MILES, Chris
at Air Force	02/21/05	39-70	L	9-BURGESS, Sam	5-REICHNER, Brock	2-REICHNER, Brock	3-REICHNER, Brock	2-MILES, Chris
						2-NASHIF, Terry		
at Utah	02/26/05	60-69	L	17-AINGE, Austin	5-AINGE, Austin	6-AINGE, Austin	2-BALDERSON, Jimmy	3-MILES, Chris
							2-JENSEN, Jared	
UNLV	03/05/05	66-76	L	22-HALL, Mike	8-JENSEN, Jared	5-AINGE, Austin	3-HALL, Mike	1-MILES, Chris
								1-DAWES, Derek
vs New Mexico	03/10/05	71-85	L	19-JENSEN, Jared	6-JENSEN, Jared	7-AINGE, Austin	2-HALL, Mike	2-BALDERSON
					6-DAWES, Derek			



# 2004-05 SEASON STATISTICS

2005-06 BYU BASKETBALL




JENSEN



HALL



YOUNG



ROSE

## 2004-05 INDIVIDUAL GAME HIGHS

### POINTS

26 ROSE, Mike vs Santa Clara (12/31/04)  
 25 AINGE, Austin at Colorado State (1/15/05)  
 24 HALL, Mike at San Diego State (02/07/05)  
 23 BALDERSON, Jimmy at UNLV (02/05/05)  
 23 JENSEN, Jared vs Santa Clara (12/31/04)  
 23 HALL, Mike at Weber State (12/23/04)  
 23 HALL, Mike vs California (11/27/04)

### FIELD GOALS MADE

9 JENSEN, Jared at New Mexico (02/19/05)  
 9 HALL, Mike at Weber State (12/23/04)

### FIELD GOAL ATT

18 HALL, Mike vs UNLV (03/05/05)  
 18 HALL, Mike vs New Mexico (01/24/05)  
 18 HALL, Mike vs California (11/27/04)

### FG PCT (min 5 made)

.900 (9-10) JENSEN, Jared at New Mexico (02/19/05)  
 .857 (6-7) DAWES, Derek vs New Mexico (01/24/05)

### 3-PT FG MADE

6 ROSE, Mike vs Boise State (12/08/04)  
 5 HALL, Mike vs UNLV (03/05/05)  
 5 BALDERSON, Jimmy at UNLV (02/05/05)  
 5 ROSE, Mike vs New Mexico (01/24/05)  
 5 AINGE, Austin at Colorado State (1/15/05)  
 5 HALL, Mike at Weber State (12/23/04)  
 5 BALDERSON, Jimmy at USC (12/04/04)

### 3-PT FG ATTEMPTS

9 HALL, Mike vs UNLV (03/05/05)  
 9 HALL, Mike vs Wyoming (02/12/05)  
 9 BALDERSON, Jimmy at UNLV (02/05/05)  
 9 ROSE, Mike vs New Mexico (01/24/05)  
 9 ROSE, Mike at Colorado State (1/15/05)  
 9 AINGE, Austin at Colorado State (1/15/05)  
 9 ROSE, Mike vs Washington State (12/11/04)  
 9 ROSE, Mike vs Boise State (12/08/04)  
 9 AINGE, Austin at Utah State (12/01/04)

### 3-PT FG PCT (min 2 made)

1.000 (4-4) HALL, Mike at San Diego State (02/07/05)  
 1.000 (2-2) REICHNER, Brock at Utah (02/26/05)  
 1.000 (2-2) NASHIF, Terry vs Montana State-Billings (01/11/05)

### FREE THROWS MADE

9 JENSEN, Jared vs Santa Clara (12/31/04)  
 8 DAWES, Derek vs New Mexico (03/10/05)  
 8 HALL, Mike at UNLV (02/05/05)  
 8 HALL, Mike vs San Diego State (01/08/05)  
 8 ROSE, Mike vs Santa Clara (12/31/04)

### FREE THROW ATT

11 ROSE, Mike vs Santa Clara (12/31/04)  
 11 DAWES, Derek vs Southern Utah (12/28/04)

### FT PCT (min 5 made)

1.000 (9-9) JENSEN, Jared vs Santa Clara (12/31/04)  
 1.000 (8-8) HALL, Mike vs San Diego State (01/08/05)  
 1.000 (6-6) JENSEN, Jared vs North Carolina State (12/21/04)

### REBOUNDS

11 YOUNG, Keena vs Air Force (01/22/05)  
 11 MEADS, Garner vs Montana State-Billings (01/11/05)

### ASSISTS

10 NASHIF, Terry at USC (12/04/04)  
 8 AINGE, Austin vs New Mexico (01/24/05)  
 8 AINGE, Austin vs Montana State-Billings (01/11/05)  
 8 AINGE, Austin vs North Carolina State (12/21/04)

### STEALS

5 HALL, Mike vs Colorado State (02/14/05)  
 5 HALL, Mike at UNLV (02/05/05)

### BLOCKED SHOTS

4 MILES, Chris vs Colorado State (02/14/05)  
 4 DAWES, Derek vs New Mexico (01/24/05)



## 2004-05 CATEGORY LEADERS

FG PERCENTAGE	FG	Att	Pct
REISMAN, Joshua	1	1	1.000
JENSEN, Jared	88	160	.550
YOUNG, Keena	74	149	.497
DAWES, Derek	48	111	.432
AINGE, Austin	97	226	.429
ROSE, Mike	77	181	.425
REICHNER, Brock	10	25	.400
HALL, Mike	144	360	.400
BALDERSON, Jimmy	54	136	.397
MEADS, Garner	29	74	.392
MILES, Chris	29	81	.358
BURGESS, Joshua	1	3	.333

FIELD GOAL ATTEMPTS	G	Att	Att/G
HALL, Mike	30	360	12.0
AINGE, Austin	30	226	7.5
ROSE, Mike	30	181	6.0
JENSEN, Jared	29	160	5.5
YOUNG, Keena	25	149	6.0

FIELD GOALS MADE	G	Made	Made/G
HALL, Mike	30	144	4.8
AINGE, Austin	30	97	3.2
JENSEN, Jared	29	88	3.0
ROSE, Mike	30	77	2.6
YOUNG, Keena	25	74	3.0

3-POINT PERCENTAGE	3FG	Att	Pct
BURGESS, Joshua	1	2	.500
REICHNER, Brock	6	12	.500
BALDERSON, Jimmy	34	81	.420
ROSE, Mike	56	138	.406
AINGE, Austin	39	113	.345
HALL, Mike	54	159	.340
BURGESS, Sam	10	33	.303
NASHIF, Terry	11	41	.268
YOUNG, Keena	0	3	.000

3-POINT FG ATTEMPTS	G	Att	Att/G
HALL, Mike	30	159	5.3
ROSE, Mike	30	138	4.6
AINGE, Austin	30	113	3.8
BALDERSON, Jimmy	25	81	3.2
NASHIF, Terry	27	41	1.5

3-POINT FGS MADE	G	Made	Made/G
ROSE, Mike	30	56	1.9
HALL, Mike	30	54	1.8
AINGE, Austin	30	39	1.3
BALDERSON, Jimmy	25	34	1.4
NASHIF, Terry	27	11	0.4

FT PERCENTAGE	FT	Att	Pct
JENSEN, Jared	70	84	.833
BURGESS, Sam	9	11	.818
AINGE, Austin	52	66	.788
HALL, Mike	74	95	.779
NASHIF, Terry	6	8	.750
MILES, Chris	17	24	.708
MEADS, Garner	21	30	.700
DAWES, Derek	47	71	.662
ROSE, Mike	21	32	.656
BALDERSON, Jimmy	26	42	.619
YOUNG, Keena	31	51	.608
PLAISTED, Trent	3	6	.500

FREE THROW ATTEMPTS	G	Att	Att/G
HALL, Mike	30	95	3.2
JENSEN, Jared	29	84	2.9
DAWES, Derek	29	71	2.4
AINGE, Austin	30	66	2.2
YOUNG, Keena	25	51	2.0

FREE THROWS MADE	G	Made	Made/G
HALL, Mike	30	74	2.5
JENSEN, Jared	29	70	2.4
AINGE, Austin	30	52	1.7
ROSE, Mike	30	21	0.7
YOUNG, Keena	25	31	1.2

POINTS	G	Pts	Pts/G
HALL, Mike	30	416	13.9
AINGE, Austin	30	285	9.5
JENSEN, Jared	29	246	8.5
ROSE, Mike	30	231	7.7
YOUNG, Keena	25	179	7.2
BALDERSON, Jimmy	25	168	6.7
DAWES, Derek	29	143	4.9
MEADS, Garner	18	79	4.4
MILES, Chris	28	75	2.7
BURGESS, Sam	27	57	2.1
NASHIF, Terry	27	55	2.0
REICHNER, Brock	12	30	2.5

POINTS AVERAGE	G	Pts	Avg/G
HALL, Mike	30	416	13.9
AINGE, Austin	30	285	9.5
JENSEN, Jared	29	246	8.5
ROSE, Mike	30	231	7.7
YOUNG, Keena	25	179	7.2
BALDERSON, Jimmy	25	168	6.7
DAWES, Derek	29	143	4.9
MEADS, Garner	18	79	4.4
MILES, Chris	28	75	2.7
REICHNER, Brock	12	30	2.5
BURGESS, Sam	27	57	2.1
NASHIF, Terry	27	55	2.0

REBOUNDS	G	Reb	Reb/G
YOUNG, Keena	25	140	5.6
DAWES, Derek	29	133	4.6
JENSEN, Jared	29	118	4.1
HALL, Mike	30	105	3.5
AINGE, Austin	30	88	2.9

REBOUND AVERAGE	G	Reb	Avg/G
YOUNG, Keena	25	140	5.6
DAWES, Derek	29	133	4.6
MEADS, Garner	18	77	4.3
JENSEN, Jared	29	118	4.1
HALL, Mike	30	105	3.5

ASSISTS	G	No.	A/G
AINGE, Austin	30	124	4.1
HALL, Mike	30	59	2.0
NASHIF, Terry	27	45	1.7
ROSE, Mike	30	31	1.0
BALDERSON, Jimmy	25	19	0.8
MILES, Chris	28	19	0.7

STEALS	G	No.	S/G
HALL, Mike	30	47	1.6
AINGE, Austin	30	32	1.1
JENSEN, Jared	29	17	0.6
YOUNG, Keena	25	15	0.6
ROSE, Mike	30	13	0.4

OFFENSIVE REBOUNDS	G	No.	Avg/G
YOUNG, Keena	25	56	2.2
JENSEN, Jared	29	52	1.8
DAWES, Derek	29	49	1.7
HALL, Mike	30	37	1.2
MILES, Chris	28	28	1.0

DEFENSIVE REBOUNDS	G	No.	Avg/G
DAWES, Derek	29	84	2.9
YOUNG, Keena	25	84	3.4
AINGE, Austin	30	77	2.6
HALL, Mike	30	68	2.3
JENSEN, Jared	29	66	2.3


BLOCKED SHOTS	G	No.	Blk/G
MILES, Chris	28	30	1.1
DAWES, Derek	29	25	0.9
YOUNG, Keena	25	17	0.7
HALL, Mike	30	10	0.3
MEADS, Garner	18	7	0.4

MINUTES	G	No.	Min/G
HALL, Mike	30	1015	33.8
AINGE, Austin	30	831	27.7
JENSEN, Jared	29	652	22.5
ROSE, Mike	30	580	19.3
YOUNG, Keena	25	555	22.2

FOULS	G	No.	Per/G
JENSEN, Jared	29	73	2.5
DAWES, Derek	29	66	2.3
HALL, Mike	30	62	2.1
MILES, Chris	28	54	1.9
AINGE, Austin	30	54	1.8

FOULOUTS	G	No.
BALDERSON, Jimmy	25	3
DAWES, Derek	29	3
MEADS, Garner	18	1
REICHNER, Brock	12	1
AINGE, Austin	30	1
HALL, Mike	30	1

TURNOVERS	G	No.	TO/G
AINGE, Austin	30	97	3.2
HALL, Mike	30	53	1.8
JENSEN, Jared	29	42	1.4
DAWES, Derek	29	39	1.3
BALDERSON, Jimmy	25	37	1.5



AUSTIN AINGE



# 2004-05 SEASON STATISTICS

2005-06 BYU BASKETBALL

## BYU GAME HIGHS

POINTS	110	vs Montana State-Billings (01/11/05)
	90	vs Boise State (12/08/04)
	87	vs Santa Clara (12/31/04)
	82	at UNLV (02/05/05)
	82	at USC (12/04/04)
FIELD GOALS MADE	40	vs Montana State-Billings (01/11/05)
	32	at Weber State (12/23/04)
FIELD GOAL ATTEMPTS	73	vs Montana State-Billings (01/11/05)
	69	at Colorado State (01/15/05)
FIELD GOAL PCT.	.604 (32-53)	at Weber State (12/23/04)
	.551 (27-49)	at New Mexico (02/19/05)
3 PT FIELD GOALS MADE	13	at USC (12/04/04)
	12	vs UNLV (03/05/05)
	12	vs Southern Utah (12/28/04)
3 PT FG ATTEMPTS	30	at Colorado State (01/15/05)
	28	vs UNLV (03/05/05)
3 PT FG PCT.	.625 (10-16)	vs Montana State-Billings (01/11/05)
	.583 (7-12)	at Utah (02/26/05)
FREE THROWS MADE	33	vs Santa Clara (12/31/04)
	25	at UNLV (02/05/05)
FREE THROW ATTEMPTS	36	vs Santa Clara (12/31/04)
	33	at UNLV (02/05/05)
FREE THROW PCT.	1.000 (10-10)	vs Chaminade (11/24/04)
	1.000 (9-9)	at Weber State (12/23/04)
	1.000 (3-3)	at Saint Mary's (Calif.) (01/04/05)
REBOUNDS	47	vs Montana State-Billings (01/11/05)
	47	vs San Diego State (01/08/05)
ASSISTS	23	vs Montana State-Billings (01/11/05)
	19	vs Santa Clara (12/31/04)
STEALS	12	vs Montana State-Billings (01/11/05)
	10	vs Chaminade (11/24/04)
BLOCKED SHOTS	7	vs Utah State (12/18/04)
	5	at Utah (02/26/05)
	5	at San Diego State (02/07/05)
	5	vs New Mexico (01/24/05)
	5	at Wyoming (01/17/05)
	5	vs Santa Clara (12/31/04)
	5	at Utah State (12/01/04)
	5	vs California (11/27/04)
	5	vs Chaminade (11/24/04)
TURNOVERS	27	vs North Carolina (11/22/04)
	25	at Saint Mary's (Calif.) (01/04/05)
FOULS	29	at Colorado State (01/15/05)
	28	at Utah (02/26/05)

## BYU GAME LOWS

POINTS	39	at Air Force (02/21/05)
	46	vs Washington State (12/11/04)
	49	vs Air Force (01/22/05)
	50	vs North Carolina (11/22/04)
	50	vs Colorado State (02/14/05)
FIELD GOALS MADE	14	at Air Force (02/21/05)
	17	vs Stanford (11/23/04)
	17	vs Washington State (12/11/04)
FIELD GOAL ATTEMPTS	42	vs Air Force (01/22/05)
	44	vs Utah (01/31/05)
FIELD GOAL PCT.	.280 (14-50)	at Air Force (02/21/05)
	.300 (18-60)	vs Wyoming (02/12/05)
3 PT FIELD GOALS MADE	3	vs San Diego State (01/08/05)
	4	vs Stanford (11/23/04)
	4	at Wyoming (01/17/05)
3 PT FG ATTEMPTS	11	at Weber State (12/23/04)
	11	vs Utah (01/31/05)
3 PT FG PCT.	.158 (3-19)	vs San Diego State (01/08/05)
	.222 (4-18)	at Wyoming (01/17/05)
FREE THROWS MADE	3	at Saint Mary's (Calif.) (01/04/05)
	3	vs Air Force (01/22/05)
FREE THROW ATTEMPTS	3	at Saint Mary's (Calif.) (01/04/05)
	8	at Utah State (12/01/04)
	8	vs Air Force (01/22/05)
	8	at Air Force (02/21/05)
FREE THROW PCT.	.375 (3-8)	vs Air Force (01/22/05)
	.471 (8-17)	vs Colorado State (02/14/05)
REBOUNDS	20	vs Utah (01/31/05)
	24	at San Diego State (02/07/05)
	24	at Air Force (02/21/05)
	24	at Utah (02/26/05)
ASSISTS	4	vs Stanford (11/23/04)
	5	at Air Force (02/21/05)
STEALS	2	vs Air Force (01/22/05)
	3	vs Stanford (11/23/04)
	3	at San Diego State (02/07/05)
BLOCKED SHOTS	1	vs Stanford (11/23/04)
	1	at USC (12/04/04)
	1	vs North Carolina State (12/21/04)
	1	vs San Diego State (01/08/05)
	1	vs Wyoming (02/12/05)
TURNOVERS	8	vs California (11/27/04)
	8	at Weber State (12/23/04)
FOULS	12	vs Air Force (01/22/05)
	13	vs San Diego State (01/08/05)
	13	at Air Force (02/21/05)



KEENA YOUNG




## OPPONENT GAME HIGHS

POINTS	.91	at New Mexico (02/19/05)
	.87	at USC (12/04/04)
	.86	vs North Carolina (11/22/04)
	.85	vs New Mexico (03/10/05)
	.84	vs Utah State (12/18/04)
FIELD GOALS MADE	.32	at Wyoming (01/17/05)
	.32	at USC (12/04/04)
FIELD GOAL ATTEMPTS	.74	vs Boise State (12/08/04)
	.70	vs Montana State-Billings (01/11/05)
FIELD GOAL PCT.	.620 (31-50)	at New Mexico (02/19/05)
	.619 (26-42)	vs Utah (01/31/05)
3 PT FIELD GOALS MADE	.14	vs Montana State-Billings (01/11/05)
	.13	at New Mexico (02/19/05)
3 PT FG ATTEMPTS	.36	vs Montana State-Billings (01/11/05)
	.28	vs North Carolina State (12/21/04)
	.28	vs Boise State (12/08/04)
3 PT FG PCT.	.684 (13-19)	at New Mexico (02/19/05)
	.556 (10-18)	vs New Mexico (03/10/05)
	.556 (5-9)	vs UNLV (03/05/05)
FREE THROWS MADE	.26	at Colorado State (01/15/05)
	.19	vs New Mexico (03/10/05)
	.19	vs UNLV (03/05/05)
	.19	at UNLV (02/05/05)
FREE THROW ATTEMPTS	.38	at Colorado State (01/15/05)
	.28	vs New Mexico (03/10/05)
FREE THROW PCT.	.864 (19-22)	at UNLV (02/05/05)
	.833 (10-12)	vs Montana State-Billings (01/11/05)
REBOUNDS	.46	vs Utah State (12/18/04)
	.45	vs California (11/27/04)
ASSISTS	.26	vs New Mexico (03/10/05)
	.22	at New Mexico (02/19/05)
	.22	vs Utah State (12/18/04)
STEALS	.15	vs North Carolina (11/22/04)
	.13	at Air Force (02/21/05)
BLOCKED SHOTS	.8	at UNLV (02/05/05)
	.7	at Colorado State (01/15/05)
TURNOVERS	.23	vs Montana State-Billings (01/11/05)
	.21	vs Chaminade (11/24/04)
FOULS	.31	vs Santa Clara (12/31/04)
	.23	vs Montana State-Billings (01/11/05)
	.23	vs Stanford (11/23/04)


## OPPONENT GAME LOWS

POINTS	.49	vs Washington State (12/11/04)
	.49	vs Colorado State (02/14/05)
	.52	vs Southern Utah (12/28/04)
	.52	vs Air Force (01/22/05)
	.53	vs New Mexico (01/24/05)
FIELD GOALS MADE	.16	vs Washington State (12/11/04)
	.17	vs Southern Utah (12/28/04)
FIELD GOAL ATTEMPTS	.41	at Utah (02/26/05)
	.42	vs Utah (01/31/05)
FIELD GOAL PCT.	.327 (16-49)	vs Washington State (12/11/04)
	.327 (18-55)	vs New Mexico (01/24/05)
3 PT FIELD GOALS MADE	.2	vs Stanford (11/23/04)
	.2	vs San Diego State (01/08/05)
	.2	vs Utah (01/31/05)
	.2	vs Colorado State (02/14/05)
3 PT FG ATTEMPTS	.8	vs Utah (01/31/05)
	.8	at Utah (02/26/05)
3 PT FG PCT.	.143 (2-14)	vs San Diego State (01/08/05)
	.176 (3-17)	at Utah State (12/01/04)
	.176 (3-17)	at UNLV (02/05/05)
FREE THROWS MADE	.3	vs Air Force (01/22/05)
	.6	vs Chaminade (11/24/04)
FREE THROW ATTEMPTS	.4	vs Air Force (01/22/05)
	.11	vs Washington State (12/11/04)
FREE THROW PCT.	.462 (6-13)	vs Chaminade (11/24/04)
	.500 (10-20)	at Wyoming (01/17/05)
REBOUNDS	.21	vs Air Force (01/22/05)
	.22	at New Mexico (02/19/05)
ASSISTS	.6	vs California (11/27/04)
	.9	at Weber State (12/23/04)
	.9	vs New Mexico (01/24/05)
STEALS	.1	at Weber State (12/23/04)
	.2	vs Boise State (12/08/04)
BLOCKED SHOTS	.0	at Weber State (12/23/04)
	.1	vs North Carolina (11/22/04)
	.1	vs Santa Clara (12/31/04)
	.1	vs Air Force (01/22/05)
	.1	vs New Mexico (01/24/05)
	.1	at New Mexico (02/19/05)
TURNOVERS	.8	vs Air Force (01/22/05)
	.9	at Utah State (12/01/04)
FOULS	.10	at Air Force (02/21/05)
	.11	at Utah State (12/01/04)
	.11	vs Washington State (12/11/04)

SAM BURGESS & CHRIS MILES



JIMMY BALDERSON



# 2004-05 BOX SCORES

2005-06 BYU BASKETBALL

## GAME #1

Brigham Young University 50  
North Carolina 86

November 22, 2004 • Maui Classic  
Lahaina Civic Center • Maui, Hawaii (2,500)

BYU Cougars 0-1		tot-fg		3-pt		rebounds		pts		f		a		b		s		min															
#	Player	fg	fga	fg	fga	ft	fta	of	de	tot	pf	tp	a	to	b	l	s	min															
41	MEADS, Garner	f	6	0	0	0	3	6	9	3	2	1	4	1	2	2	22																
42	JENSEN, Jared	f	4	0	0	2	3	3	3	2	8	0	1	1	1	1	25																
01	HALL, Mike	g	1	5	2	8	0	2	1	3	4	10	0	1	1	1	25																
02	ROSE, Mike	g	2	7	1	5	0	0	1	1	5	0	1	0	0	15																	
10	NASHIF, Terry	g	1	3	1	3	0	0	1	1	3	4	8	0	0	1	23																
03	YOUNG, Keena	g	3	8	0	2	3	5	5	10	1	9	0	0	1	0	23																
13	AINGE, Austin	g	2	3	2	3	0	0	1	1	1	6	1	4	0	1	18																
20	BURGESS, Sam	g	2	7	0	2	0	0	1	1	4	4	0	2	0	0	15																
34	BURGESS, David	g	0	1	0	0	0	0	0	0	2	0	0	0	0	1	5																
43	DAWES, Derek	g	0	0	0	0	0	0	0	0	1	0	1	0	0	0	3																
44	PLAISTED, Trent	g	0	2	0	0	1	2	2	3	2	1	1	0	0	0	18																
54	MILES, Chris	g	0	1	0	0	0	2	3	2	1	0	1	0	1	0	7																
TEAM																																	
Totals.....		18		57		6		23		8		14		15		28		43		21		50		8		27		4		7		200	

TOTAL FG%	1st Half: 5-27 18.5%	2nd Half: 10-30 43.3%	Game: 31.6%	DEADBALL REBOUNDS
3-Pt. FG%	1st Half: 3-13 23.1%	2nd Half: 3-10 30.0%	Game: 26.1%	2
F Throw %	1st Half: 5-8 62.5%	2nd Half: 3-6 50.0%	Game: 57.1%	2

North Carolina 1-0		tot-fg		3-pt		rebounds		pts		f		a		b		s		min													
#	Player	fg	fga	fg	fga	ft	fta	of	de	tot	pf	tp	a	to	b	l	s	min													
21	Williams, Jawad	f	4	9	0	2	3	5	5	6	1	11	0	1	0	1	0	23													
42	May, Sean	f	7	11	0	0	4	3	3	5	6	2	3	5	0	0	0	23													
02	Felton, Raymond	c	2	10	2	7	0	2	2	2	3	6	7	2	0	0	2	26													
05	Manuel, Jackie	g	2	5	0	2	3	1	1	2	0	6	2	0	0	0	0	24													
32	McCants, Rashad	g	5	9	3	5	0	0	0	5	3	13	3	1	0	1	22														
01	Scott, Melvin	g	3	6	2	5	2	2	0	0	0	10	0	0	0	0	1	13													
03	Terry, Reyslaw	g	2	3	1	2	0	0	0	1	1	5	0	3	0	0	0	6													
11	Thomas, Quentin	g	0	1	0	0	0	0	0	0	0	0	2	1	0	0	0	8													
15	Everett, Charlie	g	0	0	0	0	0	0	0	0	0	0	0	0	0	0	0	2													
22	Miller, Wes	g	0	2	0	2	0	0	0	0	0	0	1	0	0	0	0	6													
24	Williams, Marvin	g	1	4	0	0	6	6	3	3	6	3	8	1	2	0	0	20													
25	Grant, Damon	g	0	0	0	0	0	0	0	0	0	0	0	0	0	0	0	4													
34	Noel, Darwin	g	4	4	0	1	1	2	5	7	4	7	3	0	0	0	0	17													
35	Hooker, C.J.	g	0	0	0	0	0	0	0	0	0	0	0	0	0	0	0	2													
41	Sandies, Byron	g	1	1	0	0	0	0	1	0	1	2	0	0	0	0	0	4													
TEAM																															
Totals.....		30		69		8		26		18		23		14		28		42		17		86		19		12		15		200	

TOTAL FG%	1st Half: 17-36 47.2%	2nd Half: 13-33 39.4%	Game: 43.5%	DEADBALL REBOUNDS
3-Pt. FG%	1st Half: 3-13 23.1%	2nd Half: 5-13 38.5%	Game: 30.6%	2
F Throw %	1st Half: 11-14 78.6%	2nd Half: 7-9 77.8%	Game: 78.3%	2

Officials: Bob Donato, Craig Peterson, J.D. Collins  
Technical fouls: Brigham Young-None, North Carolina-None.

Score by Periods	1st	2nd	Total
Brigham Young	18	32	50
North Carolina	48	38	86

Points in the paint-BY 16,NC 40. Points off turnovers-BY 6,NC 30.  
2nd chance points-BY 8,NC 17. Fast break points-BY 7,NC 19.  
Bench points-BY 22,NC 32. Score tied-1 time. Lead changes-0 times.

## GAME #2

Brigham Young University 53  
Stanford 62

November 23, 2004 • Maui Classic  
Lahaina Civic Center • Maui, Hawaii (2,500)

BYU Cougars 0-2		tot-fg		3-pt		rebounds		pts		f		a		b		s		min													
#	Player	fg	fga	fg	fga	ft	fta	of	de	tot	pf	tp	a	to	b	l	s	min													
41	MEADS, Garner	f	3	7	0	0	3	3	2	3	5	4	9	0	3	1	0	22													
52	JENSEN, Jared	f	4	7	0	0	3	5	1	2	2	11	0	2	0	1	0	24													
01	HALL, Mike	g	2	8	1	3	2	2	4	6	3	7	2	1	0	1	1	33													
02	ROSE, Mike	g	2	5	2	5	2	4	0	2	2	0	8	0	0	0	0	25													
10	NASHIF, Terry	g	2	9	1	5	2	2	0	1	1	4	7	1	3	0	1	30													
03	YOUNG, Keena	g	2	4	0	0	2	3	1	3	4	0	6	0	0	0	0	12													
13	AINGE, Austin	g	0	1	0	1	0	0	0	0	1	1	0	0	4	0	0	12													
20	BURGESS, Sam	g	0	3	0	2	0	0	0	0	1	1	0	1	0	0	0	8													
43	DAWES, Derek	g	2	4	0	0	0	0	0	0	3	7	10	4	4	0	0	16													
44	PLAISTED, Trent	g	0	0	0	0	1	4	3	4	1	0	1	0	0	0	0	18													
TEAM																															
Totals.....		17		48		4		16		15		23		11		27		38		20		53		4		19		1		200	

TOTAL FG%	1st Half: 9-26 34.6%	2nd Half: 8-22 36.4%	Game: 35.4%	DEADBALL REBOUNDS
3-Pt. FG%	1st Half: 2-9 22.2%	2nd Half: 2-7 28.6%	Game: 25.0%	4
F Throw %	1st Half: 5-7 71.4%	2nd Half: 10-16 62.5%	Game: 65.2%	4

Stanford 1-1		tot-fg		3-pt		rebounds		pts		f		a		b		s		min													
#	Player	fg	fga	fg	fga	ft	fta	of	de	tot	pf	tp	a	to	b	l	s	min													
20	Gruffield, Matt	f	6	12	1	4	7	8	1	6	7	1	20	0	1	0	1	31													
52	Harysz, Dan	f	3	10	0	0	0	2	6	8	4	6	1	1	3	1	23														
42	Little, Rob	c	2	5	0	0	1	2	1	2	4	5	1	4	0	0	19														
11	Hernandez, Chris	g	1	6	1	4	6	10	1	2	3	3	9	3	0	1	33														
21	Robinson, Nick	g	4	8	0	1	0	4	4	8	3	8	2	2	0	3	33														
10	Morris, Tim	g	3	6	0	1	4	4	2	2	1	10	4	0	0	0	21														
31	Finger, Taj	g	2	2	0	0	1	1	2	4	4	1	0	0	1	0	13														
32	Haas, Jason	g	0	1	0	1	0	0	0	0	0	0	0	0	0	0	14														
44	Washington, Fred	g	0	4	0	0	0	0	1	1	0	0	0	0	0	0	4														
55	Powell, Peter	g	0	1	0	0	0	1	2	2	0	1	0	1	0	0	9														
TEAM																															
Totals.....		21		55		2		11		18		25		11		23		34		23		62		13		11		4		200	

TOTAL FG%	1st Half: 10-30 33.3%	2nd Half: 11-25 44.0%	Game: 38.2%	DEADBALL REBOUNDS
3-Pt. FG%	1st Half: 1-6 16.7%	2nd Half: 1-5 20.0%	Game: 18.2%	4
F Throw %	1st Half: 7-9 77.8%	2nd Half: 11-16 68.8%	Game: 72.0%	2

Officials: Tony Greene, Steve Skiles, Brian Forte  
Technical fouls: Brigham Young-None, Stanford-None.

Score by Periods	1st	2nd	Total
Brigham Young	25	28	53
Stanford	28	34	62

Points in the paint-BY 20,STAN 34. Points off turnovers-BY 11,STAN 15.  
2nd chance points-BY 7,STAN 10. Fast break points-BY 3,STAN 8.  
Bench points-BY 11,STAN 14. Score tied-4 times. Lead changes-3 times.

## GAME #3

Brigham Young University 77  
Chaminade 56

November 24, 2004 • Maui Classic  
Lahaina Civic Center • Maui, Hawaii (2,500)

BYU Cougars 1-2		tot-fg		3-pt		rebounds		pts		f		a		b		s		min	
#	Player	fg	fga	fg	fga	ft	fta	of	de	tot	pf	tp	a	to	b	l	s	min	
03	YOUNG, Keena	f	7	12	0	0	0	3	3	6	2	14	0	0	2	2	33		
52	JENSEN, Jared	c	5	8	0	0	4	2	1	5	3	4	16	0	3	0	0	25	
01	HALL, Mike	g	5	12	2	5	2	2	3	5	0	14	5	1	0	4	38		
02	ROSE, Mike	g	2	5	1	3	0	0	0	0	0	5	3	1	0	0	14		
10	NASHIF, Terry	g	2	3	0	0	0	0	0	0	4	2							





# 2004-05 BOX SCORES

2005-06 BYU BASKETBALL

## GAME #11

Brigham Young University 79  
Weber State 61  
December 23, 2004  
Dee Events Center • Ogden, Utah (7,043)

Brigham Young 3-8		tot-fg		3-pt		rebounds		pts		fta		fta		blk		min	
##	Player	fg	fga	fg	fga	fta	fta	of	de	tot	pf	tp	a	to	blk	s	min
03	YOUNG, Keena	5	7	0	0	4	4	3	3	6	3	14	4	0	2	0	35
52	JENSEN, Jared	5	11	0	0	0	0	2	4	16	3	16	3	0	0	0	27
43	DAWES, Derek	3	8	0	0	1	1	0	1	3	7	1	0	1	0	23	
01	HALL, Mike	9	12	5	7	0	0	1	1	2	23	4	3	0	2	35	
13	AINGE, Austin	4	9	1	3	0	0	1	3	4	2	9	3	1	0	4	34
02	ROSE, Mike	0	0	0	0	0	0	0	0	0	0	0	0	0	0	9	
10	NASHIF, Terry	0	0	0	0	0	0	0	0	0	0	0	0	0	0	6	
20	BURGESS, Sam	0	0	0	0	0	0	0	0	0	0	0	0	0	0	1	
23	BALDERSON, Jimmy	0	0	0	0	0	0	0	0	0	0	0	0	0	0	0	
41	MEADS, Garner	3	6	0	1	4	4	6	3	10	0	2	0	0	0	27	
54	MILES, Chris	0	0	0	0	0	0	0	0	0	0	0	0	0	0	3	
TEAM		32		53		11		9		7		20		27		19	
Totals		22		53		6		9		7		20		27		19	

TOTAL FG%	1st Half: 19-28 67.9%	2nd Half: 13-25 52.0%	Game: 60.4%	DEADBALL
3-Pt FG%	1st Half: 4-6 66.7%	2nd Half: 2-5 40.0%	Game: 54.5%	REBOUNDS
F Throw %	1st Half: 0-0 0.0%	2nd Half: 9-9 100%	Game: 100%	0

Weber State 4-6		tot-fg		3-pt		rebounds		pts		fta		fta		blk		min	
##	Player	fg	fga	fg	fga	fta	fta	of	de	tot	pf	tp	a	to	blk	s	min
01	Riggs,Coric	4	4	0	2	0	0	2	1	3	1	0	4	0	0	0	22
33	Patten,David	0	3	0	2	0	0	0	0	0	0	0	0	0	0	0	10
50	Allison,Lance	0	18	0	0	9	12	10	8	18	1	27	3	2	0	0	36
05	Shoval,Terrill	5	10	2	3	4	4	0	1	1	2	15	2	3	0	1	36
10	Cox,Brett	1	3	0	1	0	0	1	1	2	3	2	1	0	0	0	17
03	Emadi,Matt	0	2	0	1	0	0	0	0	0	0	0	0	0	0	0	5
04	Jenkins,Jamaal	3	4	0	0	0	0	0	0	2	6	2	3	0	0	0	33
11	Goodell,Troy	4	8	3	6	0	0	1	2	11	1	11	1	0	0	0	33
22	Parsons,Dale	0	0	0	0	0	0	0	0	0	0	0	0	0	0	0	2
41	Barasic,David	0	1	0	0	0	0	0	0	0	0	0	0	0	0	0	2
TEAM		22		53		15		12		16		14		28		12	
Totals		22		53		15		12		16		14		28		12	

TOTAL FG%	1st Half: 10-27 37.0%	2nd Half: 12-26 46.2%	Game: 41.5%	DEADBALL
3-Pt FG%	1st Half: 4-7 57.1%	2nd Half: 1-4 25.0%	Game: 33.3%	REBOUNDS
F Throw %	1st Half: 4-6 66.7%	2nd Half: 8-10 80.0%	Game: 75.0%	1

Officials: Brian Shelley, Eric Curry, Chris Rastatter  
Technical fouls: Brigham Young University-None. Weber State-None.

Score by Periods	1st	2nd	Total
Brigham Young	42	37	79
Weber State	28	33	61

Points in the paint-BY 42,WEBERST 28. Points off turnovers-BY 21,WEBERST 4.  
2nd chance points-BY 10,WEBERST 10. Fast break points-BY 6,WEBERST 0.  
Bench points-BY 10,WEBERST 17. Score tied-0 times. Lead changes-0 times.

## GAME #12

Brigham Young University 77  
Southern Utah 52  
December 28, 2004  
Marriott Center • Provo, Utah (10,239)

Southern Utah 6-4		tot-fg		3-pt		rebounds		pts		fta		fta		blk		min	
##	Player	fg	fga	fg	fga	fta	fta	of	de	tot	pf	tp	a	to	blk	s	min
02	GAINEX, Tim	3	11	2	3	1	2	2	4	6	1	9	0	2	0	0	31
24	NEWSOM, DeAngelo	2	7	0	0	0	4	6	2	3	5	8	2	1	0	2	29
40	JAMES, Mate	0	2	0	0	0	0	1	2	3	3	0	0	0	0	0	14
23	LINCOLN, Curtis	3	8	1	2	0	0	0	3	3	0	7	5	3	0	2	24
30	JANES, Rand	3	6	1	2	2	2	0	0	2	9	1	1	0	0	0	25
01	OLSOVSKY, Lubor	1	2	0	1	2	0	0	1	5	1	1	1	0	0	0	10
03	MARTIN, Jeff	0	3	1	2	0	0	0	0	1	6	0	0	0	0	0	8
05	BARNES, Steve	1	1	0	0	0	0	0	3	3	1	2	2	1	0	0	16
12	BAKER, Jason	1	4	1	3	5	1	0	1	0	6	0	1	0	0	0	20
35	HALL, Teldon	0	0	0	0	0	0	0	0	0	0	0	0	0	0	0	4
41	BONZANO, Esteban	0	0	0	0	0	0	0	0	0	2	0	0	0	0	0	7
50	SCHOUTEN, Vaughn	2	3	0	1	0	0	0	3	3	0	4	1	4	0	1	12
TEAM		17		47		15		12		17		11		20		31	
Totals		17		47		15		12		17		11		20		31	

TOTAL FG%	1st Half: 8-24 33.3%	2nd Half: 9-23 39.1%	Game: 36.2%	DEADBALL
3-Pt FG%	1st Half: 3-8 37.5%	2nd Half: 3-7 42.9%	Game: 40.0%	REBOUNDS
F Throw %	1st Half: 5-6 83.3%	2nd Half: 7-11 63.6%	Game: 70.6%	5

Brigham Young 4-8		tot-fg		3-pt		rebounds		pts		fta		fta		blk		min	
##	Player	fg	fga	fg	fga	fta	fta	of	de	tot	pf	tp	a	to	blk	s	min
01	HALL, Mike	5	7	1	3	1	2	2	2	4	1	12	3	2	0	0	29
03	YOUNG, Keena	3	7	0	0	0	0	2	2	4	2	6	1	0	0	0	21
52	JENSEN, Jared	0	2	0	0	0	0	0	3	3	2	2	0	0	0	0	20
02	ROSE, Mike	5	9	4	7	0	0	1	1	0	14	1	0	0	0	0	25
13	AINGE, Austin	5	9	4	7	0	0	0	3	1	14	5	2	0	0	0	31
04	BURGESS, Joshua	0	1	0	0	0	0	0	1	1	0	0	0	0	0	0	3
10	NASHIF, Terry	0	1	0	0	0	0	0	3	3	0	0	0	0	0	0	3
12	REICHNER, Brock	1	2	1	2	0	0	1	0	1	0	3	1	0	0	0	4
20	BURGESS, Sam	1	4	1	3	2	2	1	0	1	4	5	0	0	0	0	12
23	BALDERSON, Jimmy	4	5	1	1	2	2	0	0	2	11	2	1	0	0	0	14
43	DAWES, Derek	2	6	0	0	6	11	3	6	9	0	10	1	2	0	0	18
54	MILES, Chris	0	1	0	0	0	0	1	1	2	0	3	0	0	0	0	14
TEAM		27		54		12		11		19		12		33		15	
Totals		27		54		12		11		19		12		33		15	

TOTAL FG%	1st Half: 12-31 38.7%	2nd Half: 15-23 65.2%	Game: 50.0%	DEADBALL
3-Pt FG%	1st Half: 3-8 37.5%	2nd Half: 9-12 75.0%	Game: 57.1%	REBOUNDS
F Throw %	1st Half: 3-4 75.0%	2nd Half: 8-15 53.3%	Game: 57.9%	3

Officials: Bill Gracey, Stanley Reynolds, Lonnie Dixon  
Technical fouls: Southern Utah University-None. Brigham Young-None.

Score by Periods	1st	2nd	Total
Southern Utah	24	28	52
Brigham Young	30	47	77

Points in the paint-SUU 16,BY 24. Points off turnovers-SUU 9,BY 20.  
2nd chance points-SUU 7,BY 13. Fast break points-SUU 4,BY 6.  
Bench points-SUU 19,BY 29. Score tied-7 times. Lead changes-5 times.

## GAME #13

Brigham Young University 87  
Santa Clara 74  
December 31, 2004  
Marriott Center • Provo, Utah (9,534)

Santa Clara 7-8		tot-fg		3-pt		rebounds		pts		fta		fta		blk		min	
##	Player	fg	fga	fg	fga	fta	fta	of	de	tot	pf	tp	a	to	blk	s	min
05	ANGLEY, Brody	4	9	3	5	0	0	2	2	4	3	11	3	3	0	1	28
15	DENSON, Jason	0	2	0	0	0	0	2	1	3	4	23	1	1	0	0	10
30	PERKINS, Sean	8	17	3	7	6	8	5	10	4	25	2	4	0	0	3	34
40	RHODE, Ethan	3	8	3	8	0	0	1	1	2	2	9	4	0	0	1	27
41	NIESEN, Travis	3	7	0	0	0	0	1	2	3	5	6	0	0	0	0	19
11	BAILEY, Kyle	5	10	3	5	1	2	0	1	1	2	14	2	2	0	0	22
12	DOUGHERTY, Scott	0	1	0	1	0	0	0	0	0	3	0	0	0	0	0	10
14	NEUBURGER, Graham	0	0	0	0	0	0	0	0	0	0	0	0	0	0	0	1
21	HENKE, Mitch	0	0	0	0	0	0	0	0	0	1	0	0	0	0	0	3
31	BORCHART, Scott	0	3	0	0	0	0	0	1	1	0	0	0	0	0	0	9
34	PARHAM, Tristan	2	6	0	0	1	1	0	1	0	5	4	1	3	1	0	15
43	LEGG, Jordan	1	1	0	0	1	2	0	2	2	3	2	1	0	0		



## GAME #16

Brigham Young University  
Montana State-Billings

110  
70

January 11, 2005  
Marriott Center • Provo, Utah (9,506)

Montana State-Billings 8-5		tot-fg	3-pt	rebounds		pts		a		blk		s		min					
#	Player	fg	fga	fg	fga	ft	fta	of	de	of	de	pf	ta	a	to				
01	HASSELL, Justin	1	8	15	3	3	0	1	2	4	5	11	4	22	1	4	2	3	35
04	WALKER, Lucas	1	2	10	0	0	0	1	2	4	5	4	4	4	1	1	1	1	18
21	WILEY, Jonathan	1	2	1	0	0	0	1	1	2	4	3	4	4	1	1	1	1	32
05	WINDY BOX, Buddy	5	14	5	14	0	0	1	4	5	0	15	1	3	1	1	1	37	
23	MUNOZ, Cameron	6	18	4	11	4	3	2	5	2	20	4	1	1	1	1	1	38	
02	HUGHES, Carlin	1	8	1	6	2	2	0	0	0	3	5	4	0	0	0	0	21	
10	ARNOLD, Drew	0	2	0	1	0	0	0	3	3	2	0	0	3	0	0	1	11	
12	JAMISON, Jay	0	1	0	0	0	0	0	0	0	0	0	0	0	0	0	0	2	
33	SAMUELSON, Cody	0	0	0	0	0	0	0	3	3	0	0	0	2	0	0	0	6	
TEAM								3		6									
Totals		23 70		14 36		10 12		18 21		39 23		70 14		23 6		8 200			

TOTAL FG%	1st Half: 11-38 30.6%	2nd Half: 12-34 35.3%	Game: 32.9%	DEADBALL	
3-PL FG%	1st Half: 5-14 35.7%	2nd Half: 9-22 40.9%	Game: 38.9%	REBOUNDS	
F Throw %	1st Half: 3-4 75.0%	2nd Half: 7-8 87.5%	Game: 83.3%	REBOUNDS	0

BYU Cougars 6-10, 0-1		tot-fg	3-pt	rebounds		pts		a		blk		s		min					
#	Player	fg	fga	fg	fga	ft	fta	of	de	of	de	pf	ta	a	to				
01	HALL, Mike	1	6	10	0	2	2	2	3	2	5	0	14	1	3	0	0	24	
41	MEADS, Garner	1	3	7	0	0	0	1	2	4	7	11	1	7	1	1	0	21	
52	JENSEN, Jared	0	6	9	0	0	0	4	3	4	7	3	16	0	1	0	1	17	
02	ROSE, Mike	5	10	4	7	0	0	2	2	3	10	8	2	0	0	0	0	23	
13	AINGE, Austin	3	6	0	0	4	8	2	4	6	1	10	0	1	2	2	2	20	
03	YOUNG, Keena	3	6	0	0	0	0	0	0	0	0	0	0	0	0	0	0	6	
04	BURGESS, Joshua	1	1	1	1	0	0	0	0	0	0	0	0	0	0	0	0	6	
10	NASHIF, Terry	4	5	2	2	0	0	0	2	2	0	10	2	1	0	3	11		
12	REICHNER, Brock	2	3	0	0	0	0	0	2	2	4	0	0	0	0	0	0	6	
20	BURGESS, Sam	1	4	1	1	3	4	1	2	3	4	6	4	2	0	3	18		
23	BALDERSON, Jimmy	3	3	0	0	3	6	0	3	3	0	9	2	0	1	1	16		
54	MILES, Chris	3	10	0	0	1	2	2	1	3	1	7	2	0	1	1	16		
TEAM								1		1									
Totals		40 73		10 16		20 30		16 31		47 16		110 23		13 4		12 200			

TOTAL FG%	1st Half: 19-31 61.3%	2nd Half: 21-42 50.0%	Game: 54.8%	DEADBALL	
3-PL FG%	1st Half: 5-8 75.0%	2nd Half: 4-8 50.0%	Game: 62.5%	REBOUNDS	
F Throw %	1st Half: 13-20 65.0%	2nd Half: 7-10 70.0%	Game: 66.7%	REBOUNDS	6

Officials: Jim Damer, Ronnie Hernandez, Kenneth Wilson  
Technical fouls: Montana State-Billings-HASSELL, Justin. Brigham Young-None.

Score by Periods	1st	2nd	Total
Montana State-Billings	30	40	70
Brigham Young	57	53	110

Points in the paint-MSUB 14, BY 50. Points off turnovers-MSUB 8, BY 23. 2nd chance points-MSUB 13, BY 15. Fast break points-MSUB 2, BY 12. Bench points-MSUB 5, BY 49. Score tied-0 times. Lead changes-2 times.

## GAME #17

Brigham Young University  
Colorado State

67  
74

January 15, 2005  
Moby Arena • Fort Collins, Colo. (3,267)

BYU Cougars 6-11, 0-2		tot-fg	3-pt	rebounds		pts		a		blk		s		min					
#	Player	fg	fga	fg	fga	ft	fta	of	de	of	de	pf	ta	a	to				
54	MILES, Chris	1	3	6	0	0	2	2	5	2	7	4	8	1	0	1	0	19	
52	JENSEN, Jared	3	5	0	0	3	4	3	7	10	4	9	0	1	1	1	1	31	
01	HALL, Mike	8	4	13	1	7	2	2	0	3	3	5	11	4	0	0	1	30	
02	ROSE, Mike	2	9	2	9	0	0	1	0	1	1	6	2	3	0	0	0	36	
13	AINGE, Austin	8	14	5	9	4	4	2	1	3	4	25	6	2	0	2	36		
03	YOUNG, Keena	1	2	0	0	0	1	1	2	3	2	0	0	0	0	0	0	5	
10	NASHIF, Terry	0	3	0	2	0	0	0	1	1	2	0	0	0	0	0	0	5	
20	BURGESS, Sam	0	0	0	0	0	0	0	0	0	0	1	0	1	0	0	0	4	
23	BALDERSON, Jimmy	0	4	0	3	0	0	0	0	0	0	1	0	0	0	0	1	4	
41	MEADS, Garner	2	9	0	0	0	2	2	4	2	4	0	0	0	1	1	18		
43	DAWES, Derek	1	4	0	0	0	2	2	0	2	4	2	0	4	0	0	0	12	
TEAM								1		1									
Totals		24 69		8 30		11 13		17 18		35 29		67 14		10 2		6 200			

TOTAL FG%	1st Half: 7-37 18.9%	2nd Half: 17-32 53.1%	Game: 34.8%	DEADBALL	
3-PL FG%	1st Half: 4-19 21.1%	2nd Half: 4-11 36.4%	Game: 28.7%	REBOUNDS	
F Throw %	1st Half: 4-5 80.0%	2nd Half: 7-8 87.5%	Game: 84.0%	REBOUNDS	1

Colorado State 9-5, 1-1		tot-fg	3-pt	rebounds		pts		a		blk		s		min					
#	Player	fg	fga	fg	fga	ft	fta	of	de	of	de	pf	ta	a	to				
14	SMITH, Jason	1	8	12	1	1	2	2	2	4	2	19	0	3	2	0	26		
30	CREASON, Stuart	1	3	6	0	0	1	0	1	3	4	1	6	0	1	1	0	20	
54	NELSON, Matt	3	6	0	0	5	9	2	8	10	2	11	5	6	3	0	30		
04	BALL, Nick	1	1	1	1	0	0	0	0	0	1	3	0	4	0	1	12		
21	PATTERSON, Andrew	2	5	1	4	3	4	1	1	3	2	8	1	0	1	1	33		
01	MORRIS, Sean	4	9	1	4	3	6	1	7	8	2	12	4	3	0	1	25		
10	RAKICKI, Jon	0	3	0	0	4	0	1	1	3	4	0	0	0	0	1	21		
11	THOMASSON, Phillip	0	0	0	0	0	0	0	0	0	0	0	0	0	0	0	2		
32	MORRIS, Michael	0	2	0	0	8	12	1	3	4	3	8	3	0	0	2	20		
34	VERVERIS, Stephen	1	1	0	0	1	1	0	2	1	3	0	0	0	0	0	11		
TEAM								2		2									
Totals		22 45		4 13		26 38		10 29		39 17		74 15		16 7		6 200			

TOTAL FG%	1st Half: 11-20 55.0%	2nd Half: 11-25 44.0%	Game: 48.9%	DEADBALL	
3-PL FG%	1st Half: 2-8 25.0%	2nd Half: 2-5 40.0%	Game: 30.8%	REBOUNDS	
F Throw %	1st Half: 8-10 80.0%	2nd Half: 18-28 64.3%	Game: 68.4%	REBOUNDS	7

Officials: Bob Staffen, Shawn Lehigh, Chris Rastatter  
Technical fouls: BYU-None. Colorado State-None.

Score by Periods	1st	2nd	Total
BYU	22	45	67
Colorado State	32	42	74

Points in the paint-BYU 24, CS 30. Points off turnovers-BYU 20, CS 9. 2nd chance points-BYU 10, CS 8. Fast break points-BYU 6, CS 4. Bench points-BYU 3, CS 27. Score tied-2 times. Lead changes-3 times.

## GAME #18

Brigham Young University  
Wyoming

71  
83

January 17, 2005  
Arena Auditorium • Laramie, Wyoming (7,360)

Brigham Young 6-12, 0-3		tot-fg	3-pt	rebounds		pts		a		blk		s		min				
#	Player	fg	fga	fg	fga	ft	fta	of	de	of	de	pf	ta	a	to			
01	HALL, Mike	1	4	12	1	3	7	8	2	1	3	2	16	1	2	0	2	34
54	MILES, Chris	1	0	2	0	0	0	0	0	0	0	2	0	0	0	0	0	3
52	JENSEN, Jared	2	7	0	0	0	0	2	2	4	4	1	1	1	0	0	26	
13	AINGE, Austin	0	8	0	6	2	2	1	3	4	0	2	3	2	0	2	27	
23	BALDERSON, Jimmy	2	4	1	2	4	6	0	4	4	4	9	0	0	0	0	23	
02	ROSE, Mike	4	8	1	5	4	4	1	2	3	2	13	0	2	0	0	17	
03	YOUNG, Keena	5	7	0	0	0	0	1	4	5	0	10	1	2	2	0	16	
12	REICHNER, Brock	0	0	0	0	0	0	0	0	0	1	0	0	0	0	0	5	
20	BURGESS, Sam	1	2	1	2	0	0	0	2	2	1	3	1	2	0	1	14	
41	MEADS, Garner	1	2	0	0	1	2	0	2	2	3	0	2	0	1	1	14	
43	DAWES, Derek	4	9	0														

# 2004-05 BOX SCORES

2005-06 BYU BASKETBALL

## GAME #21

Brigham Young University 58  
Utah 72

January 31, 2005  
Marriott Center • Provo, Utah (14,072)

BYU Cougars 16-7, 6-4	tot-fg	3-pt	rebounds	pts	tp	a	to	bk	s	min					
## Player	fg	fga	fga	fta	of	de	tot	pf	tp	a	to	bk	s	min	
20 MARKSON, Bryant	f	5	7	1	1	0	1	3	4	1	5	1	2	32	
30 JACKSON, Chris	f	0	0	0	2	0	0	4	0	0	0	0	0	6	
04 BOGUT, Andrew	c	7	10	0	6	8	1	8	9	1	3	7	1	37	
02 JACKSON, Marc	c	3	7	0	3	4	1	3	4	2	0	0	0	37	
11 DRISCOLL, Tim	g	1	2	1	0	1	2	3	11	2	0	1	0	30	
03 CALVIN, Jeremiah	g	0	0	0	0	0	0	0	0	0	0	0	0	2	
06 HAWKINS, Justin	g	4	4	0	1	2	2	4	2	9	1	0	0	23	
10 IVERSON, Casey	g	0	0	0	0	0	0	0	0	0	0	0	0	1	
13 CHANEY, Richard	g	2	4	0	3	3	0	2	2	4	7	1	0	14	
15 GRANT, Chris	g	0	0	0	0	0	0	0	0	0	0	0	0	1	
51 LANGVAD, Jonas	g	1	4	0	1	2	2	0	0	4	0	0	0	17	
TEAM															
Totals	26	42	2	8	18	23	7	20	27	20	72	13	16	6	200

TOTAL FG%	1st Half: 9-18 50.0%	2nd Half: 17-24 70.8%	Game: 61.9%	DEADBALL	
3-PT FG%	1st Half: 1-6 16.7%	2nd Half: 1-2 50.0%	Game: 25.0%	REBOUNDS	
F Throw %	1st Half: 9-12 75.0%	2nd Half: 9-11 81.8%	Game: 78.3%	REBOUNDS	3

BYU Cougars 7-14, 1-5	tot-fg	3-pt	rebounds	pts	tp	a	to	bk	s	min						
## Player	fg	fga	fga	fta	of	de	tot	pf	tp	a	to	bk	s	min		
01 HALL, Mike	f	1	7	0	3	2	2	0	1	1	3	4	1	0	2	31
03 YOUNG, Keena	f	3	6	0	4	7	1	3	4	3	10	2	2	0	23	
43 DAVES, Derek	c	2	3	0	0	1	1	2	5	4	0	2	0	1	17	
13 AINGE, Austin	g	5	8	1	3	4	5	0	0	0	1	15	5	3	0	32
23 BALDERSON, Jimmy	g	4	6	3	4	2	4	1	1	2	3	13	0	1	0	20
02 ROSE, Mike	g	1	2	1	0	0	1	1	1	3	0	2	0	0	23	
04 BURGESS, Joshua	g	0	0	0	0	1	1	0	0	0	0	0	0	0	1	
10 NASHIF, Terry	g	0	1	0	0	0	0	0	0	0	2	1	0	0	9	
12 REICHER, Brock	g	0	0	0	0	0	0	0	0	0	0	0	0	0	3	
20 BURGESS, Sam	g	0	0	0	0	0	0	0	0	0	0	0	0	0	2	
41 MEADS, Garner	g	2	6	0	0	0	3	1	4	1	0	1	1	0	17	
52 JENSEN, Jared	g	1	3	0	3	5	2	1	3	1	5	0	0	0	14	
54 MILES, Chris	g	0	2	0	0	0	0	0	0	2	0	0	0	0	8	
TEAM																
Totals	19	44	5	11	15	23	9	11	20	22	58	10	12	4	8	200

TOTAL FG%	1st Half: 11-26 42.3%	2nd Half: 9-18 44.4%	Game: 43.2%	DEADBALL	
3-PT FG%	1st Half: 3-7 42.9%	2nd Half: 2-4 50.0%	Game: 45.5%	REBOUNDS	
F Throw %	1st Half: 4-7 57.1%	2nd Half: 11-16 68.8%	Game: 65.2%	REBOUNDS	4

Officials: David Hall, Randy McCall, Larry Spaulding  
Technical fouls: University of Utah-MARKSON, Bryant, Brigham Young-HALL, Mike; MILES, Chris.

Score by Periods	1st	2nd	Total
BYU	28	44	72
Utah	29	29	58

Points in the paint-UT 44, BY 18. Points off turnovers-UT 17, BY 24.  
2nd chance points-UT 8, BY 5. Fast break points-UT 4, BY 0.  
Bench points-UT 20, BY 12. Score tied-4 times. Lead changes-12 times.

## GAME #22

Brigham Young University 82  
UNLV (OT) 72

February 5, 2005  
Thomas & Mack Center • Las Vegas, Nevada (11,591)

BYU Cougars 8-14, 2-5	tot-fg	3-pt	rebounds	pts	tp	a	to	bk	s	min						
## Player	fg	fga	fga	fta	of	de	tot	pf	tp	a	to	bk	s	min		
03 YOUNG, Keena	f	4	12	0	2	2	4	6	2	10	0	4	0	2	39	
23 BALDERSON, Jimmy	f	7	15	5	9	4	6	2	5	7	1	23	3	0	37	
43 DAVES, Derek	c	3	6	0	3	2	7	9	4	9	1	3	1	0	24	
01 HALL, Mike	g	3	12	2	8	8	10	1	2	1	16	1	1	0	5	39
13 AINGE, Austin	g	8	5	2	7	8	0	3	3	19	5	4	0	0	42	
02 ROSE, Mike	g	0	2	0	0	1	0	1	0	0	0	0	0	0	13	
10 NASHIF, Terry	g	0	0	0	0	0	0	0	0	0	0	0	0	0	2	
20 BURGESS, Sam	g	0	0	0	0	0	0	0	0	0	1	1	0	0	3	
41 MEADS, Garner	g	0	0	0	0	0	0	0	0	0	2	0	0	1	0	3
52 JENSEN, Jared	g	1	2	0	1	4	1	2	1	3	0	0	0	0	15	
54 MILES, Chris	g	1	2	0	0	0	1	2	3	2	0	1	1	0	8	
TEAM																
Totals	24	59	9	24	25	33	12	26	38	16	82	11	18	3	7	225

TOTAL FG%	1st Half: 9-33 27.3%	2nd Half: 10-20 50.0%	Game: 40.7%	DEADBALL	
3-PT FG%	1st Half: 4-13 30.8%	2nd Half: 3-9 33.3%	Game: 37.5%	REBOUNDS	
F Throw %	1st Half: 5-5 100%	2nd Half: 13-20 65.0%	Game: 75.8%	REBOUNDS	5

UNLV 9-10, 2-5	tot-fg	3-pt	rebounds	pts	tp	a	to	bk	s	min						
## Player	fg	fga	fga	fta	of	de	tot	pf	tp	a	to	bk	s	min		
00 BLANKSON, Odartey	f	11	20	1	4	10	10	5	8	13	5	33	1	2	0	37
22 AMUNDSON, Louis	c	1	7	0	1	2	2	4	6	2	3	1	1	2	1	24
01 BECK, Romel	g	4	11	1	6	0	1	2	3	2	9	3	1	0	0	27
03 UMEH, Michael	g	1	5	1	2	2	2	1	2	3	2	5	1	3	0	28
10 BLASSINGAME, Jerrel	g	3	9	0	2	3	2	0	1	1	9	5	7	0	4	36
05 TERRY, Curtis	g	0	3	0	0	0	0	0	0	1	1	0	1	0	0	17
11 MORGAN, Ricky	g	0	1	0	0	1	2	0	0	0	2	1	2	0	1	9
12 HANNAN, Andy	g	1	2	0	0	0	0	2	2	1	2	0	1	0	1	19
30 ANTHONY, Joe	g	0	0	0	0	0	1	1	1	1	0	1	0	3	0	7
41 VILLEPIGUE, Dustin	g	4	6	0	2	2	3	4	7	3	10	2	0	2	0	21
TEAM																
Totals	25	64	3	17	19	22	15	26	41	20	72	15	19	8	7	225

TOTAL FG%	1st Half: 12-31 38.7%	2nd Half: 10-23 43.5%	Game: 39.1%	DEADBALL	
3-PT FG%	1st Half: 6-8 0.0%	2nd Half: 2-4 50.0%	Game: 17.6%	REBOUNDS	
F Throw %	1st Half: 9-10 90.0%	2nd Half: 10-10 100%	Game: 86.4%	REBOUNDS	1

Officials: Stanley Reynolds, Greg Burks, Eric Curry  
Technical fouls: BYU-None, UNLV-None.

Score by Periods	1st	2nd	OT	Total
BYU	27	36	19	82
UNLV	33	30	9	72

Points in the paint-BY 28, LV 34. Points off turnovers-BY 16, LV 14.  
2nd chance points-BY 17, LV 14. Fast break points-BY 2, LV 2.  
Bench points-BY 5, LV 13. Score tied-9 times. Lead changes-9 times.

## GAME #23

Brigham Young University 58  
San Diego State 66

February 7, 2005  
Cox Arena • San Diego, Calif. (6,387)

BYU Cougars 16-7, 6-4	tot-fg	3-pt	rebounds	pts	tp	a	to	bk	s	min						
## Player	fg	fga	fga	fta	of	de	tot	pf	tp	a	to	bk	s	min		
03 YOUNG, Keena	f	4	7	0	0	0	0	1	1	1	8	0	2	0	27	
23 BALDERSON, Jimmy	f	4	9	4	7	2	5	0	1	1	5	14	1	4	0	33
43 DAVES, Derek	c	1	1	0	0	0	0	2	3	5	5	2	2	1	20	
01 HALL, Mike	g	8	12	4	4	6	0	4	4	1	24	2	3	0	37	
13 AINGE, Austin	g	2	7	0	4	0	0	2	2	0	4	3	2	0	1	29
02 ROSE, Mike	g	1	6	0	4	0	0	1	1	0	2	1	0	0	13	
10 NASHIF, Terry	g	0	0	0	0	0	0	0	0	0	0	0	0	0	3	
20 BURGESS, Sam	g	0	2	0	1	0	0	0	0	0	0	0	0	0	1	4
52 JENSEN, Jared	g	1	2	0	1	1	2	2	4	1	3	0	0	0	16	
54 MILES, Chris	g	0	0	0	1	2	3	1	4	3	1	3	1	2	0	18
TEAM																
Totals	21	46	8	20	8	14	7	17	24	16	58	11	14	5	3	200

TOTAL FG%	1st Half: 10-21 47.6%	2nd Half: 11-25 44.0%	Game: 45.7%	DEADBALL	
3-PT FG%	1st Half: 3-6 50.0%	2nd Half: 5-12 41.7%	Game: 40.0%	REBOUNDS	
F Throw %	1st Half: 3-5 60.0%	2nd Half: 5-9 55.6%	Game: 57.1%	REBOUNDS	3,1

San Diego State 10-11, 4-4	tot-fg	3-pt	rebounds	pts	tp	a	to	bk	s	min							
## Player	fg	fga	fga	fta	of	de	tot	pf	tp	a	to	bk	s	min			
20 DAVIS, Trinaime	f	6	11	0	0	2	5	3	8	1	12	2	2	0	1	24	
42 SLAUGHTER, Marcus	f	7	14	0	0	2	3	2	9	11	4	16	1	5	2	0	40</



**GAME #26**

Brigham Young University

New Mexico

February 19, 2005

The Pit • Albuquerque, N.M. (16,087)

72  
91

BYU Cougars 9-17, 3-8	tot-fg	3-pt	rebounds											
## Player	fg	fga	ftg	fta	of	de	tot	pf	tp	a	to	blk	s	min
54 MILES, Chris	2	2	0	0	2	1	3	1	0	0	0	0	0	23
43 DAWES, Derek	3	7	0	0	0	2	2	0	1	2	0	1	0	19
01 HALL, Mike	6	12	2	5	1	2	0	2	9	4	3	0	1	34
13 ANGE, Austin	3	9	2	5	1	2	0	2	2	1	0	4	0	13
23 BALDERSON, Jimmy	0	2	0	0	1	2	0	2	2	1	0	0	0	20
02 ROSE, Mike	1	2	1	2	0	2	0	2	1	3	4	0	0	20
04 BURGESS, Joshua	0	0	0	0	0	0	0	0	0	0	0	0	0	2
10 NASHIF, Terry	0	0	0	0	0	0	0	0	0	0	0	0	0	3
12 REICHNER, Brock	1	2	1	2	1	1	0	1	2	4	1	2	0	17
20 BURGESS, Sam	2	3	0	0	1	2	0	3	5	0	2	0	2	15
52 JENSEN, Jared	9	10	0	0	2	2	3	5	4	20	2	1	1	21
TEAM														
Totals	27	49	6	16	12	19	11	14	25	21	72	17	3	200

TOTAL FG%	1st Half: 12-25 48.0%	2nd Half: 15-24 62.5%	Game: 55.1%	DEADBALL
3-Pt. FG%	1st Half: 3-8 37.5%	2nd Half: 3-8 37.5%	Game: 37.5%	REBOUNDS
F Throw %	1st Half: 5-6 83.3%	2nd Half: 7-13 53.8%	Game: 63.2%	4, 1

New Mexico 19-6, 6-4	tot-fg	3-pt	rebounds													
## Player	fg	fga	ftg	fta	of	de	tot	pf	tp	a	to	blk	s	min		
13 CHIOTTI, David	6	13	0	0	4	6	3	2	5	2	16	2	1	0	26	
21 NEALE, Alfred	1	4	5	3	4	4	1	4	5	0	15	0	0	0	29	
33 GRANGER, Danny	7	9	2	3	4	4	2	1	3	1	20	5	1	0	25	
02 DEVRIES, Troy	5	9	5	6	0	2	0	4	4	2	15	5	3	0	1	33
05 WALTERS, Mark	3	3	1	1	0	0	1	1	2	3	7	1	1	1	31	
00 OSBY, Bambale	0	0	0	0	1	4	0	0	0	3	1	0	0	2	8	
01 WALTER, Kellen	2	4	2	4	2	2	0	0	0	1	8	1	0	0	7	
20 WALL, Ryan	0	0	0	0	0	0	0	0	0	0	2	0	0	0	12	
22 HART, Jeff	0	0	0	0	0	0	0	0	0	0	2	0	0	1	3	
24 PRENTICE, Darren	0	1	0	1	0	0	0	0	0	0	1	0	0	2	5	
25 HARDEN, Blake	2	3	0	0	1	1	0	0	1	0	5	1	3	0	11	
32 DANRIDGE, Tony	2	3	0	0	0	1	1	0	0	1	4	0	1	0	10	
TEAM																
Totals	31	50	13	19	16	23	8	14	22	14	91	22	12	1	10200	

TOTAL FG%	1st Half: 19-25 76.0%	2nd Half: 12-25 48.0%	Game: 62.0%	DEADBALL
3-Pt. FG%	1st Half: 7-9 77.8%	2nd Half: 6-10 60.0%	Game: 68.4%	REBOUNDS
F Throw %	1st Half: 6-11 54.5%	2nd Half: 10-12 83.3%	Game: 69.6%	3

Officials: Verne Harris, Randy McCall, Mark Reichling  
Technical fouls: BYU-None, New Mexico-GRANGER, Danny.

Score by Periods	1st	2nd	Total
BYU	32	40	72
New Mexico	51	40	91

Points in the paint-BY 34, NM 32. Points off turnovers-BY 10, NM 19.  
2nd chance points-BY 15, NM 11. Fast break points-BY 6, NM 4.  
Bench points-BY 32, NM 18. Score tied-0 times. Lead changes-0 times.

**GAME #27**

Brigham Young University

Air Force

February 21, 2005

Clune Arena • Colorado Springs, Colo. (4,006)

39  
70

BYU Cougars 9-18, 3-9	tot-fg	3-pt	rebounds												
## Player	fg	fga	ftg	fta	of	de	tot	pf	tp	a	to	blk	s	min	
01 HALL, Mike	3	11	0	0	6	0	0	0	0	0	0	0	0	28	
52 JENSEN, Jared	0	0	0	0	0	0	0	0	0	0	0	0	0	10	
12 REICHNER, Brock	0	3	0	0	1	2	1	4	5	2	2	0	3	32	
13 ANGE, Austin	2	4	1	2	0	0	1	1	0	5	0	4	0	16	
23 BALDERSON, Jimmy	1	8	1	4	0	0	1	3	4	1	3	0	0	26	
02 ROSE, Mike	0	2	0	0	0	0	0	1	1	0	0	1	0	14	
04 BURGESS, Joshua	0	0	0	0	0	0	0	0	0	0	0	0	0	1	
10 NASHIF, Terry	2	6	1	3	0	0	1	2	1	5	2	2	0	12	
20 BURGESS, Sam	3	8	3	4	0	0	1	2	2	9	1	0	0	18	
43 DAWES, Derek	1	2	0	0	1	1	1	2	0	3	2	0	0	12	
54 MILES, Chris	2	4	0	0	3	5	2	1	3	4	7	0	1	23	
TEAM															
Totals	14	50	6	22	5	8	11	13	24	13	39	5	17	2	4

TOTAL FG%	1st Half: 4-21 19.0%	2nd Half: 10-29 34.5%	Game: 28.0%	DEADBALL
3-Pt. FG%	1st Half: 1-6 12.5%	2nd Half: 5-14 35.7%	Game: 21.3%	REBOUNDS
F Throw %	1st Half: 4-7 57.1%	2nd Half: 3-1 100%	Game: 62.5%	1

Air Force 16-10, 7-4	tot-fg	3-pt	rebounds												
## Player	fg	fga	ftg	fta	of	de	tot	pf	tp	a	to	blk	s	min	
21 BURTSCH, Jacob	1	2	0	0	1	0	1	3	4	1	2	1	0	1	28
34 NWAELIE, Dan	4	5	3	4	0	0	1	2	3	1	11	0	0	2	20
45 WELCH, Nick	3	4	1	1	3	3	0	4	4	2	10	1	0	15	
11 KELLER, Tim	3	7	1	1	1	0	0	1	1	1	7	0	0	1	23
15 HOOD, Antoine	6	7	1	1	1	0	2	2	2	6	2	2	1	21	
05 MCCRACK, Matt	2	3	1	1	1	2	0	2	1	0	4	1	0	15	
12 ANDERSON, Tim	1	3	0	2	2	2	0	2	2	0	4	1	0	4	
14 HOOD, Adam	0	1	0	0	0	0	1	1	0	0	1	0	0	4	
20 DILLINGER, Jared	0	2	0	2	0	0	0	2	0	0	0	1	0	7	
22 SWAN, Chris	2	3	0	0	1	2	1	0	1	0	5	0	0	1	5
24 TEETS, Ryan	1	2	0	0	0	0	2	2	0	2	0	1	0	8	
32 KENZIK, Eric	0	0	0	0	0	0	0	0	0	0	0	0	0	1	
35 HOLJIM, Marc	1	3	0	0	0	0	2	1	3	0	2	1	0	11	
40 PETERSON, David	2	2	0	0	0	0	1	1	2	0	4	0	0	7	
42 BUCHANAN, Caleb	1	4	0	3	1	2	1	2	3	3	3	2	0	18	
44 MAREN, Keith	0	0	0	0	0	0	0	0	0	0	0	0	0	1	
54 FRYE, John	0	0	0	0	0	0	0	0	0	0	1	0	0	4	
TEAM															
Totals	27	48	7	19	9	12	29	27	36	10	70	13	14	6	

TOTAL FG%	1st Half: 14-24 58.3%	2nd Half: 13-24 54.2%	Game: 56.3%	DEADBALL
3-Pt. FG%	1st Half: 5-11 45.5%	2nd Half: 2-8 25.0%	Game: 36.8%	REBOUNDS
F Throw %	1st Half: 4-5 80.0%	2nd Half: 3-7 71.4%	Game: 75.0%	2

Officials: David Hall, Dan Chrisman, Eric Curry. Technical fouls: BYU-None, Air Force-None.

Score by Periods	1st	2nd	Total
Brigham Young	13	26	39
Air Force	37	33	70

Points in the paint-BY 10, AF 38. Points off turnovers-BY 7, AF 22. 2nd chance points-BY 8, AF 11.  
Fast break points-BY 2, AF 16. Bench points-BY 24, AF 26. Score tied-0 times. Lead changes-0.

**GAME #28**

Brigham Young University

Utah

February 26, 2005

Huntsman Center • Salt Lake City, Utah (15,014)

60  
69

BYU Cougars 9-19, 3-10	tot-fg	3-pt	rebounds												
## Player	fg	fga	ftg	fta	of	de	tot	pf	tp	a	to	blk	s	min	
01 HALL, Mike	5	12	2	5	0	0	0	3	3	2	12	1	3	0	37
52 JENSEN, Jared	1	5	0	0	0	0	1	2	2	1	1	1	2	23	
43 DAWES, Derek	0	1	0	0	1	2	1	1	4	1	0	0	0	9	
13 ANGE, Austin	7	11	0	3	4	1	4	5	17	6	5	1	1	35	
23 BALDERSON, Jimmy	3	4	2	3	0	0	0	4	4	5	8	1	0	24	
02 ROSE, Mike	0	0	0	0	0	0	1	1	0	0	0	0	0	4	
10 NASHIF, Terry	1	2	1	2	0	0	0	0	0	3	2	0	0	1	
12 REICHNER, Brock	3	3	2	1	2	0	3	3	5	9	1	0	0	12	
20 BURGESS, Sam	1	2	0	0	0	1	0	1	1	2	0	1	0	5	
54 MILES, Chris	2	6	0	0	2	2	1	3	3	6	1	1	3	1	
TEAM															
Totals	23	46	7	12	7	10	5	19	24	28	60	13	13	5	

TOTAL FG%	1st Half: 13-27 48.1%	2nd Half: 10-19 52.6%	Game: 50.0%	DEADBALL
3-Pt. FG%	1st Half: 2-4 50.0%	2nd Half: 5-8 62.5%	Game: 56.3%	REBOUNDS
F Throw %	1st Half: 1-2 50.0%	2nd Half: 6-8 75.0%	Game: 70.0%	1

Utah 24-4, 12-1	tot-fg	3-pt	rebounds								
## Player	fg	fga	ftg	fta	of	de	tot	pf	tp	a	



# MIKE HALL



## GUARD

6-3 • 205

SAN BERNARDINO, CALIF.  
(DIXIE STATE COLLEGE)

# 1

### CAREER HIGHS

**POINTS:** 24 at SDSU (2005)  
**FG MADE:** 9 at Weber State (2005)  
**FG ATT:** 18 vs. California, UNM and UNLV ('05)  
**FG%:** .875 (7-8) vs. SUU (2004)  
**3FG MADE:** 5 at Weber State, vs. UNLV ('05)  
**3FG ATT:** 9 vs. Wyoming, UNLV (2005)  
**3FG%:** 1.000 (4-4) at SDSU (2005)  
**FT MADE:** 10 vs. UNLV (2004)  
**FT ATT:** 10 at UNLV (2005), vs. UNLV (2004)  
**FT %:** 1.000 (10-10) vs. UNLV (2004)  
**REB:** 9 vs. Boise State (2005)  
**ASSISTS:** 5 vs. Chaminade, Boise St. (2005)  
**STEALS:** 5 vs. Colorado State, at UNLV (2005), vs. SDSU (2004)  
**BLOCKS:** 3 vs. Air Force (2005)  
**MINUTES:** 41 vs. SDSU (2004)



**BYU CAREER CAPSULE:** A 6-foot-3 guard from San Bernardino, Calif., Hall finished his BYU career averaging 13.3 points and 3.5 rebounds per game ... He earned MWC Defensive Player of the Year honors as a junior and was named to the All-MWC Third Team in both seasons he played for the Cougars ... BYU's top returning scorer entering 2004-05, Hall went on to lead the team, averaging 13.9 points per game ... As a junior, he filled the position vacated by graduated All-MWC guard Travis Hansen, who was selected by the Atlanta Hawks in the 2003 NBA Draft, and averaged 12.8 points per game (third on the team) while shooting almost 50 percent ... Against Syracuse in the 2004 NCAA Tournament he had 17 points on 6-of-9 shooting, including 3-of-3 treys, while equaling his season high of 4 assists ... His dunk over 2004 MWC Co-Player of the Year Nick Welch of Air Force was the ESPN Play of the Day ... Hall joined BYU as a junior from Dixie State College, where he was a first-team NJCAA All-American and Scenic West Athletic Conference and NJCAA Region 18 Player of the Year ... Hall began his college career at Pepperdine University in 2000-2001, playing 18 games for Jan van Breda Kolff in his final season coaching the Waves ... An unselfish, team-oriented player, Hall was an aggressive, slashing offensive scorer, solid rebounder and strong defender ... Hall scored in double figures 44 times during his BYU career and started every game but his first two, totaling 58 starts ... Career highs of 24 points, nine rebounds, five assists, five steals and three blocks.

**SENIOR (2004-05):** An All-MWC Third Team selection, Hall led the Cougars in scoring at 13.9 ppg ... Scored in double figures in a team-leading 24 games in addition to leading the team in steals 12 times, assists five times and rebounds twice ... Posted a team-high 22 points against UNLV, tying his career-high with five three-pointers made ... Scored 19 points on 6-of-12 shooting at UNM and a game-high 3 steals ... Led the team with 16 points while tying his career-high with five steals against Colorado State ... Had 9 points vs. Wyoming and did not record a rebound for the first time in his two years at BYU ... Scored a career-high 24 points at SDSU on 8-12 shooting, including a perfect 4-4 mark from three-point range ... Contributed 16 points and tied his career-high with five steals at UNLV ... Scored 16 points with 8 rebounds and 2 assists vs. New Mexico ... Posted a career-high three blocks while scoring 13 points against Air Force ... Led the Cougars with 16 points

against Wyoming, including a dunk off of one of his two steals ... Scored 11 points at CSU, all in the second half ... Scored 14 points on 6-10 shooting against MSU-Billings... Led the Cougars with 16 points vs. San Diego State while going a perfect 8-for-8 from the line ... Scored team-high 12 points at Saint Mary's ... He was 5-of-7 vs. Southern Utah while scoring 12 points ... Equaled his then career-high of 23 points at Weber State, making a career-best 5 threes (5-7) and 9 field goals (9-12) ... Hall led BYU with 18 points vs. NC State ... Scored a team-leading 21 points on 58 percent (7-12) shooting while pulling down a career-high nine rebounds against Boise State ... Contributed 13 points at USC, including three buckets from behind the arc ... Recorded a team-high 19 points at Utah State, including 3-6 (.500) from behind the three-point line ... Achieved then career-high 23 points vs. California, scoring the team's final 12 points ... Was out with an injured ankle the week leading up to the season opener but still averaged 10.3 ppg at the Maui Invitational ... Dished out career-high 5 assists vs. Chaminade.

**JUNIOR (2003-04):** Hall was named the MWC Defensive Player of the Year and an All-MWC Third Team selection ... He was third on the team in rebounding and scoring ... He led BYU in scoring in five games, was the top rebounder once, dished out a team-high in assists twice, had the high in steals in 11 games and the high in blocks seven times ... He had 24 double-figure scoring games, including nine of the last 11 outings ... BYU was 15-5 when he scored in double digits ... Against Syracuse in the NCAA Tournament he had 17 points on 6-of-9 shooting, including 3-of-3 treys, while equaling his season high of 4 assists ... Against the Orangemen he not only hit from long range but had two head-turning dunks, including an ally-oop from Luiz Lemes ... He was named MWC Co-Player of the Week on Feb. 16 for his play vs. SDSU and at Wyoming ... He led BYU with 21 points on 8-of-10 shooting vs. Utah ... His dunk over MWC Co-Player of the Year Nick Welch of Air Force was the ESPN Play of the Day ... He had 16 points vs. New Mexico while holding Danny Granger to 9 points and 3 rebounds (Granger came in averaging 21 and 9) ... He had 14 points, 6 boards and 2 steals at CSU and scored 13 points on 5-of-6 shooting, including 2-of-3 treys, at Wyoming ... He scored 20 points with 5 rebounds and a career-best 5 steals vs SDSU and got a 16-0 BYU run rolling in overtime by taking the OT tip all the way in for a dunk ... He shot 50 percent or better in 17



## MIKE HALL BYU CAREER TOTALS

YEAR	GP	GS	MIN	AVG	FG	FGA	PCT	3FG	FGA	PCT	FT	FTA	PCT	OFF	DEF	TOT	AVG	PF	FO	A	AVG	TO	BLK	STL	PTS	AVG
2003-04	30	28	953	31.8	131	265	.494	24	69	.348	98	134	.731	48	56	104	3.5	60	1	54	1.8	58	14	42	384	12.8
2004-05	30	30	1015	33.8	144	360	.400	54	159	.340	74	95	.779	37	68	105	3.5	62	4	59	2.0	53	10	47	416	13.9
<b>TOTAL</b>	<b>60</b>	<b>58</b>	<b>1968</b>	<b>32.8</b>	<b>275</b>	<b>625</b>	<b>.440</b>	<b>78</b>	<b>228</b>	<b>.342</b>	<b>172</b>	<b>229</b>	<b>.751</b>	<b>85</b>	<b>124</b>	<b>209</b>	<b>3.5</b>	<b>122</b>	<b>2</b>	<b>113</b>	<b>1.9</b>	<b>111</b>	<b>24</b>	<b>89</b>	<b>800</b>	<b>13.3</b>


games ... He totaled a team-high 15 points at SDSU, sharing team-high honors, and had a 21-point effort at New Mexico ... Scored a team-leading 20 vs. SDSU ... Put down a crowd-pleasing alley-oop slam from Mark Bigelow to stave off a Wyoming rally in Provo and build BYU momentum going into the half ... Had 3 steals and scored 9 points vs. CSU ... Made season-high 3 treys at Santa Clara ... Scored career-high 22 points vs. Weber State on 8-of-12 shooting.

**BEFORE BYU (DIXIE STATE COLLEGE):** Hall earned Scenic West Athletic Conference and NJCAA Region 18 Player of the Year and Athlete of the Year accolades and Region 18 Tournament MVP honors on his way to being recognized as a first-team NJCAA All-American ... led the Rebels to a 30-6 record and No. 3 national finish at the NJCAA Championships in Hutchinson, Kan. ... his 64 steals (1.8 spg) led the Rebels ... was the team's top scorer (15.5 ppg) while adding 5.1 rebounds and 2.3 assists ... shot 49.5 percent from the floor overall, including 23 threes on 31.1 percent shooting behind the arc ... shot 66.2 percent from the free throw line ... led Dixie in scoring 17 times while reaching double figures in 31 of 36 games ... topped 20 points on 10 occasions, including a 25-point effort against Utah Valley State College to lead the Rebels to the NJCAA Region 18 Tournament title ... recorded game highs of 28 points, 12 rebounds and seven assists and achieved three double-doubles ... led the team in steals in 14 times, assists 10 times, blocks nine times and rebounds five times ... coached by Jeff Kidder.

**(PEPPERDINE):** Hall began his college career at Pepperdine University in 2000-2001, playing 18 games for Jan van Brenda Kolff in his final season coaching the Waves ... recorded season highs of 10 points and three rebounds for the 22-9 Waves while playing 4.7 minutes per game and averaged 1.8 points and 0.9 rebounds ... spent a redshirt year at Utah Valley State College before transferring to Dixie after a coaching change at UVSC.

**(PACIFIC HIGH SCHOOL):** Hall was first-team all-state and all-league ... named league and team MVP ... averaged 23 points, six rebounds and 3 assists per game ... scored single-game high of 40 points ... a four-year letterwinner ... coached by Scott Smith.

**PERSONAL:** Born August 1982 in San Bernardino, Calif. ... parents are Clarence and Sharon Hogue ... brother Marcus Hall ... three-year-old son named Elijah Michael ... said he chose BYU because of good coaches, perfect fit for his position, good school, great community and fan support ... said the most influential people in his sports career are his stepfather and mother ... recreation management major.



## CAREER HONORS

- 2005 All-MWC Third Team
- 2004 MWC Defensive Player of the Year
- 2004 All-MWC Third Team
- ESPN Play of the Day (2004)
- 2003 NJCAA First Team All-American
- 2003 NJCAA Region Player of the Year
- 2003 Scenic West Athletic Conference Player of the Year



# JARED JENSEN



## FORWARD/CENTER

6-9 • 250

WEST HAVEN, UTAH  
(FREMONT H.S.)

# 52

### CAREER HIGHS

**POINTS:** 23 vs. Santa Clara (2005)  
**FG MADE:** 9 at UNM (2005)  
**FG ATT:** 13 vs. UNM at MWC (2005)  
**FG%:** 1.000 (6-6) vs. Rice  
**FT MADE:** 9 vs. SDSU, vs. Santa Clara (2005)  
**FT ATT:** 12 vs. SDSU  
**FT %:** 1.000 (9-9) vs. Santa Clara (2005)  
**REB:** 10 four times, vs. CSU (2005), CSU (2004), Creighton, CSUN (2002),  
**ASSISTS:** 3 at San Diego St., at Weber St. ('05)  
**STEALS:** 2 (8 times) last vs. Utah (2005)  
**BLOCKS:** 2 (four times)  
**MINUTES:** 35 vs. N.C. State (2005)



**BYU CAREER CAPSULE:** Finished career as top Cougar center free throw shooter (.809) and No. 2 all-time in field goal percentage (.567) ... Jensen made 79 starts over his four year career and finished his career tied for 15th all-time at BYU with 118 games played ... Finished his career averaging 7.2 points per game and 3.3 rebounds per game ... Jensen earned All-MWC honorable mention in 2002-03 and MWC Co-Freshman of the Year honors in 2001-02 when he finished first in the Mountain West Conference with a team-leading 59.1 field goal percentage (sixth-best single-season percentage in school history) ... Saw his time limited by injuries as a junior, the only season in which he did not average 20 minutes or more per game ... The depth and defense he provided in the post was not always evident on a stat sheet but was demonstrated as BYU went 10-1 in MWC games with Jensen and 0-3 without him during his injury-plagued season ... Scored in double figures 35 times and logged double-digit rebounds four times ... Career highs of 23 points, 10 rebounds, three assists, two steals and two blocks.

**SENIOR (2004-05):** On the season he led the team in field goal percentage, shooting .550 from the floor, and free throw percentage, making .833 from the line ... Ranked fourth in the MWC from the line and seventh from the field ... Third on the team averaging 8.5 points per game ... Scored in double figures 12 times on the season and recorded double-digit rebounds once ... Led the team in steals five times and rebounds four times ... Scored a team-leading 19 points and 6 rebounds in final game vs. UNM at the MWC Tournament ... Added 12 points and a team-high 8 rebounds against UNLV ... Made a career-best 9 field goals (9-of-10 shooting) to score 20 points in 21 minutes at UNM despite not being 100 percent (missed practice during the week with the flu), adding 5 rebounds ... Had 3 points and 3 rebounds against Colorado State as key spark off the bench in 17 minutes ... Did not play by coach's decision for the first time in his career vs. New Mexico (he missed three games as a junior due to injury) ... One point shy of a double-double at CSU while tying career-high 10 rebounds ... Led the team with 16 points against MSU-Billings and recorded 7 rebounds ... Also grabbed 7 rebounds in two prior games vs. San Diego State and at Saint Mary's ... Scored career-high 23 points, going 7-of-9 from the floor and a career-best 9-for-9 (9 FTs also tied career-most) at the line, while tying a season-high 5 rebounds vs. Santa Clara ... Totaled 16 points at Weber State while going 8-for-11 from the

floor and tying his career high of 3 assists ... Scored 14 points vs. NC State playing a career-high 35 minutes ... Recorded 13 points, going 7-8 from the free throw line, while posting five rebounds against Boise State ... Scored 12 points in 34 minutes vs. Cal ... Averaged team-leading 11.7 points at the Maui Invitational ... Led all players at the Maui Invitational with a .864 FG percentage, going 13-19 in three games.

**JUNIOR (2003-04):** Jensen appeared in 27 of 30 games, with 8 starts, and averaged 3.8 points and 2.1 rebounds while shooting .536 from the floor and .724 from the line in 12.1 minutes per game ... After missing three games -- all BYU losses -- due to a back sprain he suffered against Wyoming in Provo, Jensen returned and BYU went on a nine-game winning streak to finish the regular season with a second-place MWC placement ... The depth and defense he provided in the post with contributions not always evident on a stat sheet were demonstrated as BYU went 10-1 in MWC games with Jensen suited up and 0-3 without him ... He made several big buckets with 6 points and 4 rebounds in only eight minutes at UNLV in the regular season finale ... He had 3 points and 2 rebounds in 9 minutes vs. New Mexico and had 6 points, 2 rebounds and 1 assist while playing solid defense in only 10 minutes at CSU ... He also played only 10 minutes at Wyoming but hit two key free throws to help stave off a Cowboy run, his first free throw attempts since Jan. 17 vs. CSU ... He went 14-17 (.824) from the line in MWC games ... He missed the first game of his career at Air Force after playing in 78 straight games for BYU, including 58 starts ... In part due to his recovery from an earlier hand injury and then his back, he saw more limited playing time as a junior, logging more than 20 minutes in a game only three times after averaging 20 minutes or better his first two years ... He reached double-digit points at Utah State with 10 points.

**SOPHOMORE (2002-03):** Jensen was All-MWC honorable mention in 2002-03 ... was fourth on the team in scoring (7.5) and fourth in rebounding (3.3) ... had 11 double figure scoring games ... started in 25 games ... had a season-high 19 points at UNM, making a career-best 7 field goals on 10 attempts ... had 18 points in 18 minutes on 6-for-6 shooting vs. Rice (first Cougar in nearly two years to be perfect with at least six attempts - Jake Shoff later went 6-6 vs. Pepperdine) ... scored 7 straight points vs. Rice to give BYU a 13-point lead as part of an 18-1 first-half





## JARED JENSEN BYU CAREER TOTALS


YEAR	GP	GS	MIN	AVG	FG	FGA	PCT	3FG	FGA	PCT	FT	FTA	PCT	OFF	DEF	TOT	AVG	PF	FO	A	AVG	TO	BLK	STL	PTS	AVG
2001-02	30	25	599	20.0	88	149	.591	0	0	.000	82	97	.845	50	56	106	3.5	73	3	6	0.2	27	13	18	258	8.6
2002-03	32	25	693	21.7	81	141	.574	0	0	.000	77	96	.802	39	66	105	3.3	99	6	14	0.4	32	9	8	239	7.5
2003-04	27	8	328	12.1	30	56	.536	0	0	.000	42	58	.724	20	38	58	2.1	58	1	5	0.2	24	8	2	102	3.8
2004-05	29	21	652	22.5	88	160	.550	0	0	.000	70	84	.833	52	66	118	4.1	73	0	14	0.5	42	6	17	246	8.5
<b>TOTAL</b>	<b>118</b>	<b>79</b>	<b>2272</b>	<b>19.3</b>	<b>287</b>	<b>506</b>	<b>.567</b>	<b>0</b>	<b>0</b>	<b>.000</b>	<b>271</b>	<b>335</b>	<b>.809</b>	<b>161</b>	<b>226</b>	<b>387</b>	<b>3.3</b>	<b>303</b>	<b>10</b>	<b>39</b>	<b>0.3</b>	<b>125</b>	<b>36</b>	<b>45</b>	<b>845</b>	<b>7.2</b>

run that blew open the game ... had his fourth straight double-digit scoring game at ASU and got BYU going early with 10 first-half points ... shot 50 percent or better in all but 8 games ... shot .574 on the year, which is the 13th best single-season percentage in school history ... had the sixth best mark as a freshman (.591) ... scored 12 points with 6 boards at UNLV, one of the few Cougars to have a good offensive game in Las Vegas.

**FRESHMAN (2001-02):** Jensen was named MWC Co-Freshman of the Year by the league's head coaches along with Wyoming's Jason Straight ... started 25 times while appearing in all 30 games as a true freshman ... finished first in the Mountain West Conference with a team-leading 59.1 field goal percentage, the sixth best percentage in school history ... was fourth on the team in scoring and rebounding at 8.6 points per game and 3.5 rebounds per contest ... averaged 10.2 points per game during league play ... recorded 13 double-figure scoring games, including perhaps the best game of his young career when he scored a career-high 20 points at Air Force, going 6-10 from the floor and 8-9 from the line while adding 7 rebounds and 2 steals ... had 18 points in 21 minutes at Colorado State ... was second on the team in free throw percentage, making 84.5 percent of his 97 attempts ... only top two scorers Travis Hansen and Mark Bigelow made more free throws ... had a career-best free throw percentage twice, including his 8-8 performance at Colorado State ... had his first career double-double with 13 points, 10 rebounds vs. CS Northridge ... also had a career-best 10 boards vs. Creighton ... led the team with 50 offensive rebounds (1.7 per game) ... averaged 20 minutes per game on the season ... played 20-plus minutes in 15 games ... played a season-high 32 minutes at UC Santa Barbara.

**BEFORE BYU (FREMONT HS):** Jensen earned the 2001 Deseret News Mr. Basketball Award after scoring 25.8 points and pulling down 13 rebounds per game as a senior at Fremont High School ... averaged 17 points and 10 rebounds per game as a junior when he also earned Salt Lake Tribune and Deseret News All-State honors ... earned Ogden Standard Examiner All-Area recognition three years and was the Standard Star player four times ... played center in high school as a four-year starter ... named team MVP ... was academic all-state and graduated with highest honors with 3.996 GPA ... coached by Bernie Graziano.

**PERSONAL:** Born March 1983 in Ogden, Utah ... parents are Arnold and Ruth Jensen ... married Shaylee P. Jensen in April 2004 in the Logan Temple ... started as a young child playing basketball with his parents ... recruited by Stanford, Utah, Weber State ... construction management major.




### CAREER HONORS

- 2003 All-MWC Honorable Mention
- 2002 MWC Co-Freshman of the Year
- BYU record holder for career free-throw percentage among centers (.809)
- No. 2 all-time at BYU in career field goal percentage (.567)
- No. 6 all-time at BYU in single-season field goal percentage (.591 in 2002)



# TERRY NASHIF



## GUARD

5-10 • 165

VANCOUVER, WASH.  
(EVERGREEN H.S.)

# 10

### CAREER HIGHS

- POINTS: 11 at SDSU (2003)
- FG MADE: 4 vs. MSU-Billings (2005)
- FG ATT: 9 vs. Stanford (2005)
- FG%: 1.000 (3-3) at SDSU (2003)
- 3FG MADE: 3 at SDSU (2003)
- 3FG ATT: 5 vs. Stanford, California (2005)
- 3FG%: 1.000 (3-3) at SDSU (2003)
- FT MADE: 6 vs. Rice (2003)
- FT ATT: 6 vs. CSUN (2002), Rice (2003)
- FT %: 1.000 (6-6) vs. Rice (2003)
- REB: 8 vs. California (2005)
- ASSISTS: 10 at USC (2005)
- STEALS: 3 vs. MSU-Billings (2005), at AFA (2004)
- BLOCKS: 2 vs. UNLV (2003)
- MINUTES: 31 vs. California (2005)

**BYU CAREER CAPSULE:** Nashif was a solid floor leader who appeared in 103 games over his four year BYU career, primarily as the back-up point guard, after walking on and then earning a scholarship ... A smart player and good distributor of the ball, he led BYU in assists (3.0) and ranked first among MWC players in Assist/TO Ratio during league games as a sophomore when he made six starts and saw his most extended playing time ... He could knock down the three-pointer and was an excellent ballhandler ... During his senior year, he played a career-high 31 minutes against California while adding a career-best eight rebounds ... He also dished out a career-high 10 assists at USC ... As a sophomore matched up against UNLV's Marcus Banks, who went onto become an NBA first-round draft selection, Nashif had 2 blocks and 7 assists (1 turnover), adding 4 boards ... Nashif averaged 1.5 points per game, 1.5 assists per game and 1.1 rebounds per game over his career ... Career highs of 11 points, 10 assists, eight rebounds, three steals and two blocks.

**SENIOR (2004-05):** Appeared in 27 of BYU's 30 games, starting in seven ... Averaged 2.0 points per game, 1.7 assists per game and 1.2 rebounds per game ... Led the team in assists six times and rebounds once while reaching double-digit assists once ... Hit a trey in his final game in 12 minutes vs. UNM at the MWC Tournament ... Scored 3 points while adding 2 assists and 1 steal in 5 minutes at Utah ... Played 3 minutes at New Mexico, dishing out 2 assists, including a heads-up entry to Jared Jensen that caught the Lobo defense unaware for two of Jensen's 20 points ... In BYU's win over New Mexico he logged a productive 12 minutes, contributing 3 points, 3 assists and 2 rebounds ... Scored a season-high 10 points in 11 minutes on 4-5 shooting vs. MSU-Billings and tied his career-high in steals with 3 ... Dished out a career-high 10 assists in 25 minutes of action off the bench at USC ... Had 8 points, a career-best 8 rebounds and 5 assists in career-most 31 minutes vs. California ... Started all three games at the Maui Invitational, averaging 4.7 points and a team-leading 3.3 assists per game ... Took a career-most 9 field goal attempts and 5 three-point attempts vs. Stanford ... Also attempted 5 treys vs. Cal.

**JUNIOR (2003-04):** Nashif played in 23 of 30 games, including one start ... Missed nearly a month with mononucleosis ... He averaged one point, one rebound and 1.1 assists in 7.4 minutes

... He played double-digit minutes in eight contests ... He started at Air Force and had 2 points, 2 steals and 1 assist in 13 minutes ... He provided a spark in 12 minutes at SDSU before leaving with an injured ankle ... He had a career-best 6 rebounds and added 4 points and 3 assists in only 8 minutes on a sore ankle vs. CSU ... He played a season-high 21 minutes and scored a season-high 6 points while adding 4 rebounds and 3 assists against Western Oregon ... He led BYU in assists once, dishing out a career-best 8 assists against Idaho State at the Cable Car Classic in 18 minutes ... During BYU's summer tour in Australia, Nashif averaged 2.7 ppg, 1.2 rpg, 4.3 apg and 0.3 spg in 19.5 minutes.

**SOPHOMORE (2002-03):** Nashif played in every game and started in six contests, averaging 14.7 minutes per game ... a good playmaker, in MWC games he led BYU in assists (3.0) and ranked first among MWC players in Assist/TO Ratio ... got his first-ever start vs. Idaho State, playing 27 minutes, hitting a trey and dishing out 3 assists with 3 rebounds ... guarding UNLV's Marcus Banks, who went onto become an NBA first-round draft selection, he had career highs of 2 blocks and 7 assists (1 turnover), adding 4 boards in Provo ... set career highs in points (11), FG (3), 3FG (3), 3FGA (3), FG% and 3FG% (3-3), and minutes played (30) at SDSU in BYU's win ... in the win, he helped BYU start fast, hitting three treys as BYU hit its first seven threes of the game ... his 3-3 treys was the first time a Cougar has been perfect on at least three attempts since Daniel Bobik went 4-4 at Memphis in the 2002 NIT ... hit a timely trey in the late-going at CSU and silenced UNM fans with a trey after a Ruben Douglas dunk got the crowd going ... tied his career-high 7 assist at UNM without a turnover.

**FRESHMAN (2001-02):** Nashif was the only true point guard backing up Matt Montague after the loss of Shawn Oponui to injury in the eighth game of the year ... with starter Matt Montague playing a team-high 37 minutes per game Nashif averaged 2.9 minutes while appearing in 21 games ... played one minute or less in nine games ... averaged 0.5 points, 0.4 rebounds and 0.5 assists per game ... equaled his season high playing 10 minutes vs. Southern Utah, recording a high of 3 rebounds ... played 10 minutes against Fort Lewis, and had 2 points and 3 assists ... had 3 points, going 3-6 from the line, while playing five minutes vs. CSUN ... set a season high with




## TERRY NASHIF BYU CAREER TOTALS

YEAR	GP	GS	MIN	AVG	FG	FGA	PCT	3FG	FGA	PCT	FT	FTA	PCT	OFF	DEF	TOT	AVG	PF	FO	A	AVG	TO	BLK	STL	PTS	AVG
2001-02	21	0	60	2.9	1	3	.333	0	2	.000	9	12	.750	0	9	9	0.4	9	0	10	0.5	9	0	2	11	0.5
2002-03	32	6	470	14.7	21	61	.44	10	26	.385	17	23	.739	5	47	52	1.6	43	0	68	2.1	23	3	18	69	2.2
2003-04	23	1	171	7.4	6	22	.273	3	13	.231	7	9	.778	2	22	24	10.0	21	1	26	1.1	10	1	9	22	1.0
2004-05	27	7	312	11.6	19	67	.284	11	41	.268	6	8	.750	1	31	32	1.2	22	0	45	1.7	32	2	12	55	2.0
<b>TOTAL</b>	<b>103</b>	<b>14</b>	<b>1013</b>	<b>9.8</b>	<b>47</b>	<b>153</b>	<b>.307</b>	<b>24</b>	<b>82</b>	<b>.293</b>	<b>39</b>	<b>52</b>	<b>.750</b>	<b>8</b>	<b>109</b>	<b>117</b>	<b>1.1</b>	<b>95</b>	<b>1</b>	<b>148</b>	<b>1.5</b>	<b>74</b>	<b>6</b>	<b>41</b>	<b>157</b>	<b>1.5</b>

4 points in 4 minutes at Wyoming, going 4-4 from the line, a career-best percentage and personal best in free throws made ... scored two points on two free throws in 2 minutes vs. UC Irvine in the NIT First Round victory.

**BEFORE BYU (EVERGREEN HS):** Nashif was honorable mention All-USA by USA Today as a senior at Evergreen High School in Vancouver, Wash. ... lettered three times in basketball (sophomore-senior), twice in football (junior-senior) and once in tennis (senior) ... was named to the first-team all-state tournament team in 1999 while leading all players in assists at the state tournament ... was second-team all-state tournament as a junior ... selected KVAW radio Athlete of the Year and Columbian (Vancouver, Wash.) Player of the Year ... member of the all-league team ... led league in assists ... Evergreen's Defensive Player of the Year ... team captain ... played for Emerald City Pioneers AAU team the summer of 1998 ... was two-time all-league player in football and recognized as member of all-state team as a senior ... received honors as Evergreen High School Student of the Year and Scholar Athlete of the Year ... maintained 4.0 GPA ... was Student Body President ... coached by John Triplett.

**PERSONAL:** Born July 1980 in Vancouver, Wash. ... parents are Bruce and Kathy Nashif ... ancestry comes from Lebanon ... served a mission for The Church of Jesus Christ of Latter-day Saints to Columbia, S.C., returning in July 2001 ... recruited by Harvard and Portland State ... married the former Katie Williamson on Nov. 6, 2004 ... now serving as the team's director of basketball operations ... physical education major.





# DEPARTED PLAYER

2005-06 BYU BASKETBALL

# GARNER MEADS



**FORWARD**

6-8 • 225

SALT LAKE CITY, UTAH  
(BRIGHTON H.S.)

# 41

### CAREER HIGHS

- POINTS: 19 vs. SDSU (2004)
- FG MADE: 7 vs. SDSU (2004)
- FG ATT: 11 vs. SDSU (2004)
- FG%: .667 (6-9) twice, last at USC (2005)
- 3FG ATT: 1 (twice) last at Weber St. (2005)
- 3FG%: .000 (0-1) at Utah (2004)
- FT MADE: 5 vs. Weber St., vs. SDSU (2004)
- FT ATT: 6 vs. Weber St. (2004), at USC (2005)
- FT %: 1.000 (5-5) vs. SDSU (2004)
- REB: 11 vs. MSU-Billings (2005)
- ASSISTS: 2 vs. Wash. St., vs. Boise St. (2005)
- STEALS: 2 (3 times) last vs. UNC (2005)
- BLOCKS: 2 (3 times) last at Utah State (2005)
- MINUTES: 34 vs. SDSU (2004)

**BYU CAREER CAPSULE:** A 6-foot-8 forward from Salt Lake City, Meads played in 47 games with 27 starts over two seasons, averaging 4.4 points and 3.4 rebounds. A heavily recruited McDonald's High School All-American who was hampered by injury throughout his collegiate career, he announced in June 2005 that he was unable to continue playing basketball because of the ongoing recovery process from his injuries. After selecting BYU over Stanford and Utah, he suffered a punctured lung the first week of practice and ended up deciding to redshirt and serve a two-year LDS Church mission. He split his redshirt season between the fall of 2000 and the winter of 2003. As a player he could bang inside and had a nice mid-range game. He has excelled academically at BYU with a 3.81 GPA studying exercise science on the pre med track with a business minor. An Academic All-MWC recipient and Cougar Club Scholar Athlete, Meads plans to finish his undergraduate degree at BYU before pursuing a post-graduate education. Meads recorded career highs of 19 points and 11 rebounds during his BYU career.

**SOPHOMORE (2004-05):** Missed 12 games to injury ... Averaged 4.3 rebounds, third on the team, and 4.4 points per game while shooting 39.2 percent from the floor ... Played in 18 games, starting in nine ... Scored in double figures twice while also notching double-digit rebounds twice and led the team in boards four times ... Logged a productive six minutes (5 points, 4 rebounds) in six minutes vs. UNM in the MWC Tournament after missing the prior seven games due to a leg injury ... In his first start since Dec. 18, Meads recorded a career-high 11 rebounds against MSU-Billings ... Scored 5 points and grabbed 6 rebounds in 12 minutes vs. SDSU after missing the prior three games with a foot injury ... He missed two games earlier with an injured ankle ... Scored a season-high 10 points at USC and at Weber State, while leading BYU with 8 rebounds at USC and sharing team-high rebounds with 6 at Weber State ... Had 10 rebounds and two assists against Washington State ... Dished out a career-high two assists against Boise State, adding four points and three rebounds in 14 minutes ... Started the first two games but had to sit out the next two games after injuring his ankle against Stanford ... Averaged 5.5 points and team-best 7.0 rebounds over the first two games of the season

**FRESHMAN (2003-04):** Meads started 18 games as a redshirt freshman, including 16 of the last 17 games ... Overall, he appeared in 29 of 30 games, averaging 4.2 points and 2.9 rebounds while shooting .540 from the floor and .644 from the line in 16 minutes per game ... He played double-digit minutes




in 21 games, including 16 of the last 19 ... He was fifth on the team in rebounds, sixth in scoring and had the third-best field goal percentage ... In MWC games, he was fifth on the team in scoring at 6.3 ppg, and tied for second in rebounds at 3.7 rpg ... He shot 59 percent in league games, which would have rated second among MWC players if he met the minimum three shots per game ... He had four double-figure scoring games and one double-digit rebounding outing ... He led BYU in rebounds in two games ... He had a career-best 2 blocks and tied personal-best 2 steals vs. Utah, scoring two of his four points with a drive to the hoop during a BYU run that gave the Cougars momentum towards the win ... He had 5 points, including a powerful drive and one-handed slam in traffic, while adding 7 rebounds, 1 block and 1 steal at CSU ... He played a career-best 34 minutes vs. SDSU, scoring a personal-best 19 points on 7-of-11 shooting, including an aggressive one-handed slam through traffic in transition, and added 8 rebounds ... He scored 10 points at Utah, all in the first half, and added 5 rebounds, 1 assist, 1 steal and 1 blocked shot while logging 29 minutes ... He recorded his first double-double with 13 points and a season-best 10 rebounds vs. Wyoming in Provo, going 6-for-9 from the floor in 26 minutes ... He started and played well at SDSU with 10 points, going 4-of-6 from the floor, along with 4 rebounds in 26 minutes ... He played well in BYU's upset over nationally ranked and eventual Final Four team Oklahoma State with 7 rebounds, including a key offensive rebound, and 6 points while playing 26 minutes ... He played much of the season with nagging injuries that required off-season surgery.

**BEFORE BYU (BRIGHTON HS):** Three-time all-state forward at Brighton High School ... was named a McDonald's All-American, Parade Magazine Third Team All-American and U.S. Team selection for the Capital Classic ... is one of only five Utah high school players ever invited to play in the McDonald's All-America game ... named the Salt Lake Tribune 5A MVP, Deseret News Utah Mr. Basketball, Gatorade Utah Player of the Year, Rival.com Utah Player of the Year, Utah Tipoff Club Frank Layden Player of the Year and Region III MVP as a senior... earned academic all-state and academic all-region honors ... selected first-team all-state as a junior and senior and second-team all-state as a sophomore ... three-time first-team all-region III selection and region MVP as a senior ... named to the all-tournament team at the Reno Invitational and selected to the Adidas Camp All-American Team.

**PERSONAL:** Born September 1981 in Salt Lake City ... parents are Garner and LeeAnn Meads ... has three sisters and two brothers ... married the former Julie Cameron, who is on BYU's track team, in July 2005 ... was the student body historian at Brighton High his senior year and class vice president as a sophomore ... has excelled academically at BYU with a 3.81 GPA studying exercise science on the pre med track with a business minor ... an Academic All-Mountain West Conference recipient and Cougar Club Scholar Athlete, Meads plans to finish his undergraduate degree at BYU before pursuing a post-graduate education.

### GARNER MEADS BYU CAREER TOTALS

YEAR	GP	GS	MIN	AVG	FG	FGA	PCT	3FG	FGA	PCT	FT	FTA	PCT	OFF	DEF	TOT	AVG	PF	FO	A	AVG	TO	BLK	STL	PTS	AVG
2003-04	29	18	465	16.0	47	87	.540	0	1	.000	29	45	.644	35	48	83	2.9	73	2	9	0.3	28	12	11	123	4.2
2004-05	18	9	312	17.3	29	74	.392	0	1	.000	21	30	.700	26	51	77	4.3	42	1	9	0.5	24	7	7	79	4.4
<b>Total</b>	<b>47</b>	<b>27</b>	<b>777</b>	<b>16.5</b>	<b>76</b>	<b>161</b>	<b>.472</b>	<b>0</b>	<b>2</b>	<b>.000</b>	<b>50</b>	<b>75</b>	<b>.667</b>	<b>61</b>	<b>99</b>	<b>160</b>	<b>3.4</b>	<b>115</b>	<b>3</b>	<b>18</b>	<b>0.4</b>	<b>52</b>	<b>19</b>	<b>18</b>	<b>202</b>	<b>4.3</b>





# MEDIA SERVICES & POLICIES

2005-06 BYU BASKETBALL



## WWW.BYUCOUGARS.COM

- OFFICIAL SOURCE FOR BYU BASKETBALL
- UP-TO-THE-MINUTE INFORMATION
- UPDATED STATISTICS, BOX SCORES
- GAME NOTES, BIOS
- NEWS RELEASES
- FEATURE STORIES
- VIDEO HIGHLIGHTS, INTERVIEWS
- BROADCAST INFORMATION, WEBCASTS



Photos of BYU Basketball made possible thanks to Mark Philbrick and University Communications.

### MARK PHILBRICK

University Photographer  
801.422.7322 (office)  
mark\_philbrick@byu.edu

## MEDIA CREDENTIALS

Working media wishing to cover BYU must submit a request for credentials to Brett Pyne of the BYU Athletic Communications office. Season credentials will be provided at the discretion of the Athletic Communications office to media members who regularly cover BYU. Single-game credential requests by working media should be made three days prior to the game. Any requests received later than noon the day before the game will not be accepted. Credentials are for working members of the media only. Daily and next-day newspapers, wire services, live television and radio broadcasts, television and radio stations reporting for nightly news, national magazines and those who regularly cover college basketball will be given priority. Fan-based Internet sites that allow chat rooms or message boards with anonymous postings will not be credentialed. To be considered for credentials, Internet sites must have a proven history of professional journalistic conduct and meet all criteria and standards required of other media members. Media credentials are property of BYU and can be denied or revoked at any time at the discretion of BYU. Credentials must be surrendered upon request.

## PHOTOGRAPHY

Photography credentials will be issued only to accredited photographers and television camera operators on assignment. Floor-space limitations in the Marriott Center are considered when issuing credentials. Freelance photographers not on assignment and amateur photographers will not be credentialed. Credential requests must be made by the appropriate editor/director from the news organization seeking access for a specific newsgathering assignment. Any video, photos or images obtained at BYU are to be used for that organization's news coverage only. The use of video, photos or images shot at BYU for commercial purposes of any kind is strictly prohibited without prior written consent from BYU Athletics and BYU Licensing. Photographers are provided Ethernet access in the back area of the working pressroom.

## MEDIA SERVICES

Game notes with updated statistics are available on BYU's website and are also issued to the media via email. Contact Brett Pyne to be added to the media email list. BYU and opponent game notes and media guides, the Mountain West Conference release, a roster sheet and the official game program are provided to the media on site at each game. Official game statistics are distributed at halftime and at the conclusion of the game. Stats monitors are provided for live radio and television broadcasters. Live broadcasters will also receive a statistics printout during timeouts throughout the game. Visiting radio broadcast lines (ISDN and analog) are provided. Wireless Internet is available in the pressroom adjacent to the court on the southwest corner, along with several analog lines. Toll-free long distance or credit-card calls can be made from these telephones.

## MEDIA INTERVIEWS

All interviews must be scheduled through the BYU Athletic Communications office. Contact Brett Pyne at 801-422-4912. Interviews must be scheduled at least

24 hours in advance. Special requests regarding legitimate breaking news will be accommodated where possible. While school is in session, player interviews will not be conducted until after practice. On the day of a game, no interviews will be conducted until after the game. The live television and radio entities broadcasting a particular game are encouraged to record any interviews needed for their broadcasts the day before the game.

## WEEKLY MEDIA DAY

Local media are encouraged to attend BYU's weekly media day each Monday after practice during the season. Head Coach Dave Rose and BYU players and assistant coaches will be available after practice (5 p.m.) for interviews. Media are welcome to watch practices from the designated media-seating area (Portal U) unless the practice has been closed. Alert Brett Pyne in the Athletic Communications office if you plan to attend practice.

## WEEKLY MWC TELECONFERENCE

Coach Rose will participate in a weekly Mountain West Conference Coaches Teleconference each Monday morning during the conference season. Out-of-town media are encouraged to participate in the weekly teleconferences to obtain comments from Coach Rose about each week's happenings. When needed, telephone interviews can be arranged through the Athletic Communications office.

## FEATURE INTERVIEWS

Special interview requests or extended feature interviews must be arranged in advance through the Athletic Communications office. Requests should be made well in advance of deadlines so appropriate arrangements can be made to meet the schedule demands of everyone involved.

## POSTGAME INTERVIEWS

After home games in the Marriott Center, Coach Rose will speak to the media after addressing his team. Postgame interviews are conducted in the interview room located across from the pressroom. Postgame interviews with BYU players will be conducted in the interview room following Coach Rose's comments. Interviews with the visiting team are typically conducted outside the visiting team's locker room located directly across the hall from the pressroom. A typed quote sheet with postgame remarks from both head coaches will be provided to the media along with any postgame notes. Coach Rose and BYU players will participate in postgame interviews on the road per the arrangements of the home team.

## LOCATION AND PARKING

The Marriott Center is located on the BYU campus at the corner of 450 East and University Parkway (1650 North) in Provo. Media parking is available in Lot #1, immediately north of the Marriott Center. Media parking passes must be requested with credentials in advance. To reach the pressroom, use the north entrance (ticket office) of the Marriott Center. Take the elevator down to the first level and follow the hallway to the right. The pressroom is located at the second portal on the southwest corner.



## TELEVISION BROADCASTS

On Feb. 1, 1999, ESPN, Inc., signed a seven-year contract with the Mountain West Conference, giving ESPN exclusive national television rights to men's basketball and football beginning with the 1999-2000 academic year. BYU will play a minimum of four regular-season basketball games on ESPN /ABC networks in 2005-06. Rich Waltz and Irv Brown provide the call and analysis for the ESPN+Plus contests.

BYU also will appear on eight Sports West Productions telecasts. SportsWest are point-to-point broadcasts airing in Utah and in the opponent's market. BYU's SportsWest games are made available nationally on a replay basis on BYU Television and many SportsWest games are made available live nationally via pay-per-view on ESPN Full Court.

Tom Kirkland, Craig Hislop, Dave McCann and Blaine Fowler will provide play-by-play calls and analysis for SportsWest during the 2005-06 season.

For information on ESPN Full Court, go to: <http://espn.go.com/tvlistings/networks/espnfullcourt.html>.

SportsWest schedules can be viewed at: [www.sportswest.tv](http://www.sportswest.tv).



## COUGARS ON KBYU-TV AND BYU-TV


BYUTV and KBYU will air replay broadcasts of many BYU games. BYUTV is available to a worldwide audience over the Internet at [BYUtv.org](http://BYUtv.org) or on Dish Network, DirectTV and some cable systems. KBYU-TV, channel 11, is a PBS affiliate in Utah. Please refer to [byutv.org](http://byutv.org) for schedules and air times of BYU games.

## COUGARS & KSL RADIO

The longtime radio home of BYU Cougar Basketball is 50,000-watt KSL Newsradio 1160 in Salt Lake City. KSL's Greg Wrubell returns for his 10th season as the play-by-play voice of BYU Cougar basketball. A 1990 BYU graduate, Wrubell also became the voice of BYU football in 2001 and has been a member of KSL's Cougar football broadcast team for the past 14 seasons. Joining Wrubell as game analyst in his ninth season is Mark Durrant, a four-year BYU basketball letterman who graduated in 1995 as a three-time Academic All-WAC forward. Russell Larson will serve as a game analyst for select Cougar contests in 2005-06. Larson is BYU's fourth all-time career scorer with 1,885 points. He is tied for first in career games played with 129. An Academic All-America Second Team honoree, he also earned All-America honorable mention recognition.

KSL Newsradio (102.7 FM and 1160 AM) broadcasts each Cougar home and away game beginning with a pregame show one hour before tipoff. KSL's postgame show features game analysis and interviews with a BYU player and coach.

## KSL NEWSRADIO 102.7 FM 1160 AM



VOICE OF COUGAR BASKETBALL  
GREG WRUBELL

## THE COUGAR DIRECTORY

### BASKETBALL COACHING STAFF/SUPPORT

Area code - 801

Dave Rose	422-3612
Fax	422-5965
Dave Rice	422-6190
John Wardenburg	422-1621
Walter Roese	422-5040
Terry Nashif - Dir. of Bball Operations	422-6189
Brett Pyne-Media Relations	422-4912
Chad Bunn-Video Coordinator	422-6199
Justin McClure-Strength & Condition	422-1769
Robert Ramos-Basketball Trainer	422-5142
Steve Bushman-Equipment Manager	422-5301
Zeffie Nelson-Basketball Secretary	422-3612

### ADMINISTRATION


Tom Holmoe-Athletics Director	422-7649
Fred Skousen-Advancement VP	422-2640
Peter Pilling-Senior Associate AD	422-1562
Brian Santiago-Associate AD	422-9059
Janie Penfield-Associate AD	422-7306
Duff Tittle-Associate AD	422-4910
Mike King-Associate AD	422-2098
Jim Kimmel-Compliance Director	422-2047
Tony Jewkes-Athletic Marketing Dir.	422-2028
Todd Sleight-Promotions/Special Events	422-8260
Dave Broberg-Athletic Publications	422-4907
Gaye Merrill-Head Trainer	422-4670
Larry Duffin-Special Events Director	422-6022
Clark Livsey-Ticket Manager	422-6022





# COMING TO PROVO

2005-06 BYU BASKETBALL



Just 44 miles north of Provo lies the major metropolitan area of Salt Lake City, home of the 2002 Olympic Games.

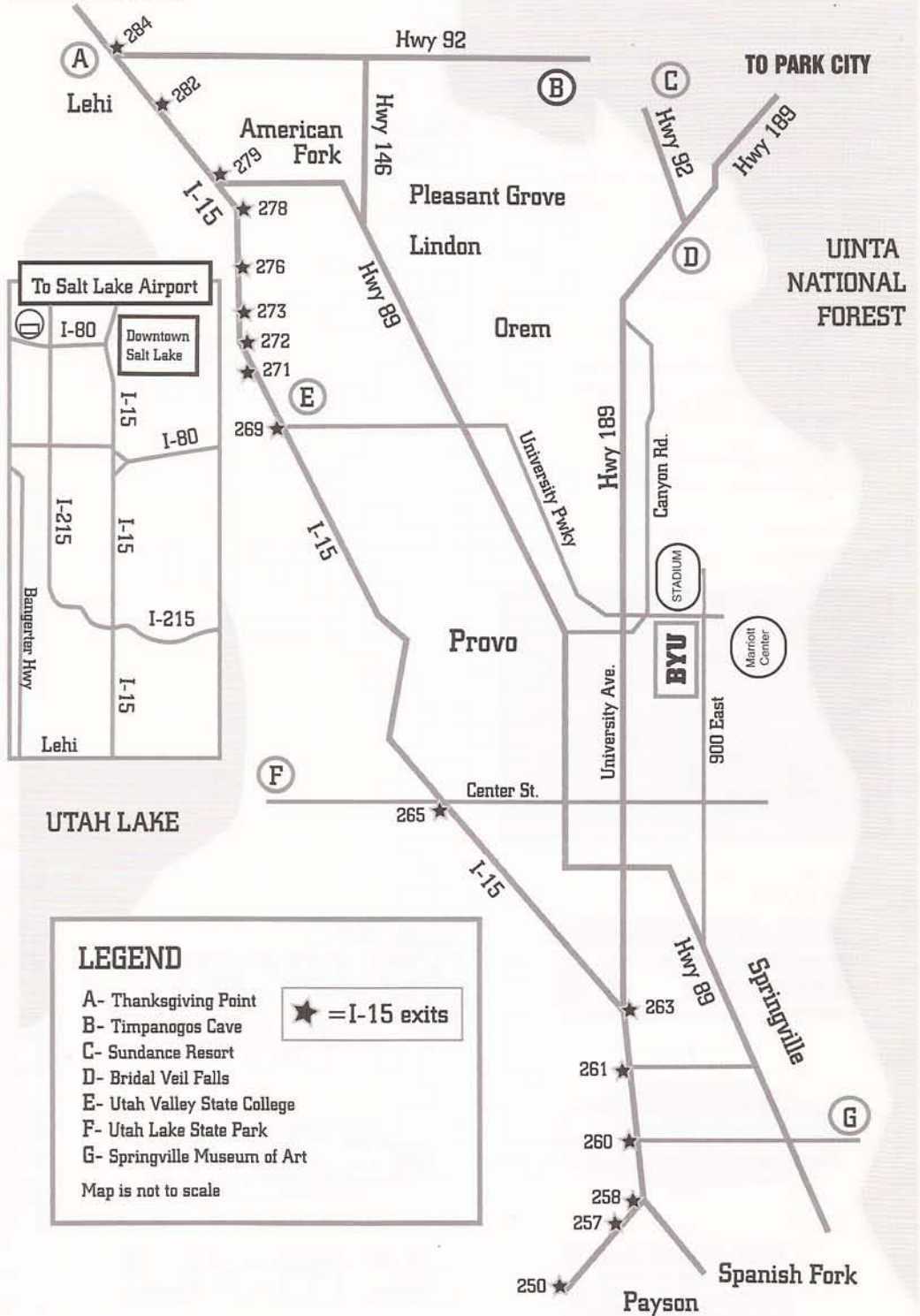


Just 45 minutes northeast of Provo, on Highway 189, lies the winter resort mecca of Park City – home of the Sundance Film Festival and many events during the 2002 Winter Olympics.



Provo is also a major gateway to six national parks, seven National Monuments, two National Recreational areas, six National Forests and 44 State Parks.

TO SALT LAKE CITY



UTAH LAKE

### LEGEND

- A- Thanksgiving Point
- B- Timpanogos Cave
- C- Sundance Resort
- D- Bridal Veil Falls
- E- Utah Valley State College
- F- Utah Lake State Park
- G- Springville Museum of Art

★ = I-15 exits

Map is not to scale

**Directions to the Marriott Center from Salt Lake International Airport:** Leave airport and head east on I-80 towards Salt Lake City/Provo. Exit I-80 Southbound on I-215. Follow I-215 around belt route until I-15 exit. Take I-15 Southbound towards Provo. Follow I-15 until Orem University Parkway Exit #269. Exit on University Parkway and head east. Follow University Parkway past University Avenue in Provo until you reach the Marriott Center, just past LaVell Edwards Stadium (football) and Miller Park (baseball/softball complex).





## BYU BASKETBALL LOCAL MEDIA CONTACTS

### PRINT MEDIA

Daily Herald (a.m.)  
Jason Franchuk, Darnell Dickson  
P.O. Box 717  
Provo, UT 84603  
(801) 344-2557  
(801) 344-2985 - Fax

Deseret Morning News (a.m.)  
Dick Harmon, Scott Taylor  
30 East 100 South  
Salt Lake City, UT 84111  
(801) 437-7611  
(801) 437-7624 - Fax

Salt Lake Tribune (a.m.)  
Pat Kinahan, Gordon Monson  
90 S. 400 West, Suite 700  
Salt Lake City, UT 84101  
(801) 257-8900  
(801) 257-8950 - Fax

Standard Examiner (a.m.)  
Brady Bingham  
P.O. Box 951  
Ogden, UT 84402  
(801) 625-4267  
(801) 625-4499 - Fax

BYU Daily Universe (a.m.)  
Sports Editor  
152 BRMB  
Provo, UT 84602  
(801) 422-2957  
(801) 422-0177 - Fax

### RADIO

KSL Newsradio 1160 AM  
Greg Wrubell, Play-by-Play  
P.O. Box 1160  
Salt Lake City, UT 84110  
(801) 575-5535  
(801) 575-5536 - Fax

KFNZ Radio 1320 AM  
434 Bearcat Drive  
Salt Lake City, UT 84115  
(801) 464-8593  
(801) 485-6611 - Fax

KZNS Radio 1280 AM  
Trolley Corners Building  
515 South 700 East  
Salt Lake City, UT 84115  
(801) 524-2600  
(801) 933-4713 - Fax

KALL Radio 700 AM  
2801 S. Decker Lake Dr.  
Salt Lake City, UT 84119  
(801) 908-1501

### TELEVISION

KSL-TV (NBC)  
Tom Kirkland, Rod Zundel,  
Kathy Aiken  
Broadcast House  
5 Triad Center  
Salt Lake City, UT 84110  
(801) 575-5535  
(801) 575-5536 - Fax

KTVX (ABC)  
Wesley Ruff, Kent Rupe  
Dana Greene  
2175 West 1700 South  
Salt Lake City, Utah 84104 (801)  
975-4428  
(801) 973-4176 - Fax

KUTV (CBS)  
Dave Fox, David James,  
Dan Sheldon, Jeremy Castro  
299 S. Main St. Suite 150  
Salt Lake City, UT 84111  
(801) 973-3327  
(801) 973-3349 - Fax

KSTU-TV (FOX)  
Mike Runge, Rick Aaron  
5020 W. Amelia Earhart Dr.  
Salt Lake City, UT 84116  
(801) 536-1313  
(801) 536-1325 - Fax

KBYU/BYU-TV  
Jason Parker  
C-302 HFAC, Provo, UT 84602  
(801) 378-8455  
(801) 378-8478 - Fax

### WIRE SERVICES

Associated Press  
Doug Alden  
30 East 100 South, Suite 200  
Salt Lake City, UT 84111  
(801) 322-3405  
(801) 322-0051 - Fax

### BYU ATHLETIC COMMUNICATIONS

Office phone: 801.422.8948  
Office fax: 801.422.0633  
Address: 30 SFH • Provo, UT  
84602-2239  
Website: www.byucougars.com

The Marriott Center  
Pressrow phone: 801.422.3675



PRESS ROW • BYU MARRIOTT CENTER

## ATHLETIC COMMUNICATIONS



**DUFF TITTLE**  
Associate AD  
Communications  
801.422.4910 (office)  
801.372.4401 (cell)  
801.422.0633 (fax)  
duff\_tittle@byu.edu



**BRETT PYNE**  
Men's Basketball  
Media Relations  
Director  
801.422.4912 (office)  
801.367.1631 (cell)  
801.422.0633 (fax)  
brett\_pyne@byu.edu



**DAVE BROBERG**  
Athletic Publications  
Director  
801.422.4907 (office)  
801.372.0407 (cell)  
801.422.0633 (fax)  
dave\_broberg@byu.edu



**NORMA COLLETT**  
Assistant Athletic Media  
Relations Director  
801.422.4908 (office)  
801.372.0989 (cell)  
801.422.0633 (fax)  
norma\_collett@byu.edu



**JEFF REYNOLDS**  
Assistant Athletic Media  
Relations Director  
801.422.4909 (office)  
801.372.2080 (cell)  
801.422.0633 (fax)  
jeff\_reynolds@byu.edu



**RALPH ZOBELL**  
Web/Programs  
Coordinator  
801.422.9769 (office)  
801.367.3554 (cell)  
801.422.0633 (fax)  
ralph\_zobell@byu.edu




# TELEVISION/RADIO ROSTER


2005-06 BYU BASKETBALL



**RASHAUN BROADUS**  
Junior, Guard  
6-0, 195



**MIKE ROSE**  
Junior, Guard  
6-3, 185



**KEENA YOUNG**  
Junior, Forward  
6-6, 205



**JACKSON EMERY**  
Freshman, Guard  
6-3, 175



**VUK IVANOVIC**  
Junior, Forward/Center  
6-10, 250




**BROCK REICHNER**  
Senior, Guard  
6-4, 205




**AUSTIN AINGE**  
Junior, Guard  
6-2, 180



**FERNANDO MALAMAN**  
Junior, Forward  
6-9, 215



**SAM BURGESS**  
Junior, Guard  
6-3, 190



**JIMMY BALDERSON**  
Junior, Guard  
6-6, 200



**LEE CUMMARD**  
Freshman, Guard  
6-6, 175



**DAVID BURGESS**  
Freshman, Center  
6-10, 250



**JERMAINE ODJEGBA**  
Freshman, Forward  
6-7, 190




**DEREK DAWES**  
Junior, Center  
6-11, 275



**TRENT PLAISTED**  
Freshman, Forward  
6-11, 245



**DAVE ROSE**  
Brigham Young University  
Head Basketball Coach



**BYU'S 22,700-SEAT HOME COURT ADVANTAGE  
MARRIOTT CENTER**



# BYU COUGAR BASKETBALL

- No. 22 all-time among Division I programs in victories
- 82 winning seasons with .607 winning percentage
- 21 NCAA Appearances, including three of the last five seasons
- 2 NIT Championships in 9 NIT appearances
- 26 Conference Championships, including two of the last five seasons
- 40 All-America citations
- 98 All-Conference citations
- 43 NBA draft selections
- 2 Basketball Hall of Fame inductees
- Wooden and Eastman Award Winner as nation's top player
- Top 25 average attendance in 32 of the last 34 seasons
- Six first round draft choices, including No. 8 overall Rafael Araujo in 2004 Draft

