




BRIGHAM YOUNG UNIVERSITY



COUGAR 07-08 BASKETBALL

COUGAR 07-08 BASKETBALL

- No. 21 all-time among Division I programs in victories
- 84 winning seasons with .609 winning percentage (ranked No. 40 all-time)
- 22 NCAA Tournaments appearances
- 2 NIT Championships (1951, 1966) in 10 NIT appearances
- 27 Conference Championships
- 42 All-America citations
- 102 All-Conference citations
- 43 NBA Draft selections, including six first-round picks
- Wooden and Eastman Award Winner as nation's top player
- Two Basketball Hall of Fame Inductees
- Top 25 average attendance in 32 of last 36 seasons



2007-08 BYU SCHEDULE

November

2 (Fri.)	Laval University (Exhibition)	7 p.m.
7 (Wed.)	Bryant University (Exhibition)	7 p.m.
10 (Sat.)	at Long Beach State	2 p.m.
14 (Wed.)	Idaho State	7 p.m.
16 (Fri.)	Jackson State	7 p.m.
20 (Tues.)	Hartford	7:30 p.m.
23 (Fri.)	Louisville (at Las Vegas)	6 p.m.
24 (Sat.)	vs. North Carolina or Old Dominion 4:30/7:30 p.m. (7:30 on ESPN2)	

December

1 (Sat.)	at Portland	7 p.m.
5 (Wed.)	Weber State	7:30 p.m.
8 (Sat.)	vs. Michigan State	2 p.m. VERSUS
12 (Wed.)	Lamar	7 p.m. The Mtn.
15 (Sat.)	Pepperdine	7 p.m. The Mtn.
21 (Fri.)	Southern Utah	6:30 p.m. The Mtn.
29 (Sat.)	at Boise State	7 p.m.

January

3 (Thur.)	Loyola Marymount	7 p.m. The Mtn.
8 (Tues.)	at Wake Forest	7 p.m.
12 (Sat.)	Colorado State	4 p.m. The Mtn.
15 (Tues.)	at UNLV	8 p.m. The Mtn.
19 (Sat.)	at Utah	2 p.m. VERSUS
23 (Wed.)	San Diego State	6 p.m. The Mtn.
26 (Sat.)	New Mexico	4 p.m. The Mtn.
30 (Wed.)	at Air Force	7 p.m.

February

2 (Sat.)	at Wyoming	2 p.m. The Mtn.
6 (Wed.)	TCU	7 p.m.
13 (Wed.)	at Colorado State	7 p.m.
16 (Sat.)	UNLV	7 p.m. CSTV
20 (Wed.)	Utah	8 p.m. The Mtn.
23 (Sat.)	at San Diego State	8 p.m. CSTV
26 (Tues.)	at New Mexico	8 p.m. The Mtn.


March

1 (Sat.)	Air Force	7 p.m.
5 (Wed.)	Wyoming	8 p.m. The Mtn.
8 (Sat.)	at TCU	7 p.m. The Mtn.
12-15 (Wed.-Sat.) MWC Tournament in Las Vegas		



DAVE ROSE BYU HEAD COACH

2006 MWC COACH OF THE YEAR
2007 MWC COACH OF THE YEAR





**BRIGHAM YOUNG UNIVERSITY
INFORMATION**

Location: Provo, Utah 84602
Elevation: 4,553 feet
Enrollment: 29,854 (Daytime)
Founded: October 15, 1875
Owned: The Church of Jesus Christ of Latter-day Saints
Nickname: Cougars
Mascot: Cosmo
Colors: Blue, White, and Tan
Arena (capacity): Marriott Center (22,700)
Conference: Mountain West
President: Cecil O. Samuelson (Utah, 1966)
Athletic Director: Tom Holmoe (BYU, 1983)
Athletic Website: byucougars.com
Tickets: 422-BYU1 or 1-800-322-BYU1

BYU TEAM INFO

2006-07 Overall Record: 25-9
Conference Record/Finish: 13-3 (1st MWC)
2007 Postseason: NCAA, 0-1, lost vs. Xavier, 79-77
2007 Final National Ranking: No. 24 (AP)
Starters Returning/Lost: 2/3
Lettermen Returning/Lost: 8*/6
Newcomers: 8
*includes returning missionary who lettered in 2004-05

BYU COACHING STAFF


Head Coach: Dave Rose
Alma Mater (year): Houston (1983)
Record at School (years): 45-18 (3rd year)
Career Div. I Record (years): same
Office phone for head coach: Call SID
Best time/day to reach coach: Call SID
Basketball Office Fax: (801) 422-5965
Assistant Coaches (Alma Mater, year)
 Dave Rice (UNLV, 1991)
 John Wardenburg (BYU, 1986)
 Terry Nashif (BYU, 2005)
Director of Basketball Operations:
 Tim LaComb (Utah, 2006)

BYU HISTORY

First Year of Basketball: 1903
Overall All-Time Record: 1526-978 (.609)
Winning Seasons: 84 (last 2007)
Conference Championships: 27 (last 2007)
Postseason Appearances (record): 32 (23-33)
Total NCAA Appearances (record): 22 (11-25)
Last NCAA Appearance: 2007
Result: (0-1) Lost, NCAA First Round (Lexington, Ky.)
 vs. Xavier, 79-77
Total NIT Appearances (Record): 10 (12-8)
Last NIT Appearance: 2006
Result: (0-1) lost at Houston, 77-67

BYU Athletic Communications

Basketball Media Relations Contact: Brett Pyne
Office Phone: (801) 422-4912
Cell Phone: (801) 367-1631
Email: brett_pyne@byu.edu
Associate AD Communications: Duff Tittle
Office Phone: (801) 422-8948
Cell Phone: (801) 372-4401
Email: duff_tittle@byu.edu
Athletic Communications Fax: (801) 422-0633
Mailing Address: 30 SFH, Provo, UT 84602-2239
Marriott Center Pressrow Phone: (801) 422-3675



BYU's 22,700-seat Marriott Center

Ben Murdock



WHAT'S INSIDE

A TABLE OF CONTENTS: BYU'S 2007-08 BASKETBALL MEDIA GUIDE



4 INTRODUCTION

- Why Choose BYU Basketball . . . 4-5
- Season Preview 6-8
- Meet the Cougars 9
- Rosters 10
- Pronunciation Guide 10
- Roster Breakdown 11

12 RETURNING PLAYER BIOS

- Sam Burgess Profile 12-13
- Vuk Ivanovic Profile 14-15
- Ben Murdock Profile 16-17
- Lee Cumnard Profile 18-19
- Trent Plaisted Profile 20-21
- Chris Miles Profile 22-23
- Jonathan Tavernari Profile . . 24-25
- Gavin MacGregor Profile 26

27 NEWCOMER BIOS

- Lamont Morgan Profile 27
- Archie Rose Profile 28
- James Anderson Profile 29
- Chris Collinworth Profile 29
- Jimmer Fredette Profile 30
- Michael Loyd Profile 30
- Nick Martineau Profile 31
- Matt Pinegar Profile 31
- European Trip 32-33
- Game-by-Game statistics . . . 34-40

41 COACHING STAFF

- Dave Rose bio 42-45
- Dave Rice bio 46
- John Wardenburg bio 47
- Terry Nashif bio 48
- Basketball Support Staff 49-50



51 THE UNIVERSITY

This is BYU 52-57
Distinguished Alumni 56
Utah Valley Community 58
Athletic Facilities 59-63
Athletic Training 60
Strength and Conditioning 61
Student Athlete Center 62-63
Marriott Center 64-69
BYU Athletics Excellence 70-71
BYU Athletics Traditions 72-73
Old Oquirrh Bucket 72
Academic Excellence 74-75
Cougar Club 76
University Administration 77
Athletic Administration 77-78

79 THE MWC/OPPONENTS

MWC Information 80-84
MWC Notes 82-83
MWC 2007 Standings 82
MWC Tournament History 83
MWC Basketball Arenas 84
Opponents Section 85
All-Time Series Records 86-87
Opponent Profiles 88-99
2008 MWC Tournament 100
NCAA Tournament Info 100
Series Results vs. Opponents 101-108

109 BYU HOOPS HISTORY

BYU Basketball Tradition . .110-111
BYU's Memorable Games .112-118
BYU's Conference Success 119
Conference Tournament Results 119
Conference Championships .120-121
All-Time Results122-135
Cumulative Stats136-137
Coaching Records138-139
All-Time Lettermen140-141
NCAA Tournament Results 142
NIT Results 143
Tournament Results 144

MEDIA GUIDE CREDITS

Produced by: Dave Broberg
(Creative Marketing & Design Director), Brett Pyne
(BYU Basketball Media Relations Director) and Jen Connery (Media Relations Coordinator)
Layout & Design by: Dave Broberg
Editorial Coordination: Brett Pyne
Editorial Assistance by: Jen Connery, Dave Broberg, Carey Hoki, Lisa Johnson
Design Assistance by: Seth Alling, Johanna Wagstaff, Jeff Wood
Photography by: Mark Philbrick, Jaren Wilkey, Kenny Crookston
Printing by: BYU Print Services
Note: Some photos in this media guide are photo illustrations.



145 ALL-TIME HONORS

NCAA Player of the Year 146
Retired Jerseys147-148
Hall of Fame149-150
All-Americans 151
Conference Individual Honors . . 152
All-Conference Players . . .153-154
Cougars in the Pros155-156

157 BYU HOOPS RECORDS

Individual Records158-163
Season-by-Season Leaders 160
1,000 Point Club164-171
Team Records 172
Marriott Center Records 173
NCAA Game Highs 174
NIT Game Highs 175
NCAA Record Book 176
BYU Poll History 176
BYU vs. Ranked Teams . . .177-178

179 2006-07 SEASON REVIEW

Season Review180-183
Season Game Results 181
Season Player Honors 183
Team Game-by-Game 184
Individual Game-by-Game 185
Individual Statistics186-188
Game-by-Game Leaders 189
Individual Game Highs 190
Category Leaders 191
Team Game Highs/Lows . .192-193
Season Box Scores194-199
Departed Player Bios200-202

203 MEDIA INFORMATION

Media Services/Policies 204
Broadcast Information 205
Basketball Phone Directory . . . 205
Coming to Provo 206
Media Contact Information 207
Radio/TV Roster . (back inside cover)



WHY CHOOSE BYU

10 REASONS WHY BRIGHAM YOUNG UNIVERSITY IS A GREAT CHOICE

1. COACHING STAFF

- Dave Rose has a .739 winning percentage as a college head coach, including a 45-18 (.714) record in two years at BYU and a 167-57 (.746) record in seven seasons at Dixie State College
- Coaching staff helped BYU become the second-most improved team in the nation in 2005-06 in Rose's first season
- Coaching staff guided BYU to 25-9 record, MWC Championship and Top 25 ranking in Rose's second season
- Coaching staff has nearly 60 years of combined coaching experience
- Coaching staff has playing experience in NCAA Final Fours, including a National Championship
- Coaching staff has played with or coached 27 NBA players
- Top recruiting, including first-year players receiving 10 conference newcomer or major individual awards in the last 10 years
- Passion for basketball and commitment to players

2. TRADITION

- No. 21 all-time among Division I programs in victories
- 84 winning seasons with .609 winning percentage ranking No. 40 all-time
- 22 NCAA Appearances with last year's NCAA invite being the fourth in the last seven seasons
- 2 NIT Championships in 10 NIT appearances
- 27 Conference Championships with last year's MWC title being the third in the last seven seasons
- 42 All-America citations, 102 all-conference citations and 43 NBA Draft selections
- 2 Basketball Hall of Fame inductees
- Wooden and Eastman Award Winner as nation's top player

3. UNIVERSITY

- Outstanding academic reputation
- Unique and diverse opportunities
- Commitment to athletics
- Outstanding facilities
- Nation's largest private university



4. MARRIOTT CENTER MAGIC

- 22,700-seat Marriott Center — third largest on-campus college arena in the country
- 403-116 Marriott Center record, a .776 winning percentage
- 94-10 home record over last seven seasons
- 31 straight home wins entering 2007-08 is the nation's second-longest active home victory streak
- Top-25 average attendance in 32 of the last 36 seasons
- 16,626 annual attendance average in 36 seasons in the Marriott Center

5. ACADEMICS

- New Student Athlete Academic Center
- Full-time Academic Advisement staff and tutors
- Commitment to graduation with No. 1 graduation rate in the MWC
- Honored by NCAA with 2007 Public Recognition Award for High Academic Achievement, becoming one of only 10 programs to earn high academic achievement and also qualify for the NCAA Tournament
- Member of the NCAA CHAMPS/Life Skills Program

6. SCHEDULE

- Tournaments such as 2007 Las Vegas Invitational, 2004 Maui Invitational, 2002 Paradise Jam (Virgin Islands)
- Toughest overall schedule in MWC since foundation of the league
- Recent schedules include ACC, Pac-10, Big 12, Big East, SEC, Big Ten
- MWC Tournament in Las Vegas

7. BYU & THE PROS

- 43 player selections in the NBA Draft
- Two NBA Draft picks in the last four years
- Six first-round draft choices, including No. 8 overall Rafael Araujo in 2004 draft
- NBA Rookie of the Year and All-Star selections
- Numerous players have signed to play professionally overseas

8. COMMITMENT

- BYU's Mission and commitment to its athletes
- Student and community support
- Staff's commitment to the development of the student-athlete

9. NATIONAL EXPOSURE

- National and regional television exposure through past contract with ESPN/ABC and current broadcast partnership with CSTV/CBS
- Launch of MountainWest Sports Network ("The Mtn."), which is the first-ever super regional sports network dedicated solely to an intercollegiate athletic conference

10. STYLE OF PLAY

- Up-tempo high-scoring offense
 - Pressure defense
 - Three-point shooting





SEASON PREVIEW

AN INSIDE LOOK AT THE 2007-08 BRIGHAM YOUNG BASKETBALL TEAM


After completing one of the most memorable seasons in program history in 2006-07, this year's BYU men's basketball team is ready to once again make some national noise. The reigning Mountain West Conference Champions, who finished last season ranked No. 24 in the final AP Poll, look to defend their title and return to the NCAA Tournament in 2007-08.

The Cougars compiled a 25-9 record last year that included the program's first outright league championship since 1988, its first national top-25 ranking since 1993, its first season sweep

over rival Utah since 1994 and its first NCAA Tournament invitation since 2004, including its highest seed since 1995. On the record books at BYU, only two teams (1951 -- 28 wins; 1988 -- 26 wins) won more games in a season than the 25 victories achieved by the Cougars in 2006-07.

This year's squad returns two starters among seven lettermen from last year's outright league leaders (13-3 MWC record) as well as returned missionary Chris Miles, who made six starts as a freshman in 2004-05. Headlining BYU's top returners in 2007-08 are MWC Player of the Year candidate Trent Plaisted, a two-time All-MWC Second Team selection in his first two seasons; versatile junior guard Lee Cummmard, who earned All-MWC Third Team honors one year ago; and sophomore sharpshooter Jonathan Tavernari, who followed Plaisted's lead the prior season by being named the MWC Freshman of the Year in his first campaign as a Cougar.

The 6-foot-11 Plaisted was the team's second-leading scorer (12.6) and rebounder (6.2) and top shot blocker (1.4) as a sophomore in 2006-07. He scored in double figures 21 times, topping 20 points in six games, while posting three double-doubles.



COACH DAVE ROSE

Cummmard started all 34 games as a sophomore after earning 14 starts his freshman season. The 6-foot-7 wing's value to BYU's 25-win success last year is evidenced by his logging more minutes than any Cougar as his fill-the-stat-sheet style of play was hard to not have on the floor. The team's top perimeter defender, Cummmard led BYU in steals (1.5) and averaged 9.4 ppg, 5.6 rpg, 2.7 apg, 0.9 bpg while shooting .553





from the field, .435 on threes and .794 from the line with three double-double outings.

Tavernari led all MWC freshmen in scoring last year, averaging 6.5 points in 12.3 minutes, and set the MWC freshman record for single-game three-point percentage (.857) when he went 6-for-7 from behind the arc against TCU. Capable of scoring in bunches, the 6-foot-6 forward is a tough competitor and solid rebounder who should play a much larger role for the Cougars in his second season in Provo.

A trio of seniors also return from last year's title team, including shooting guard Sam Burgess, point guard Ben Murdock and forward/center Vuk Ivanovic. Burgess shot 55.7 percent from the floor, including 48.4 percent from behind the arc, coming off the bench last year. Murdock and Ivanovic both saw action off the bench in their first seasons on the floor for BYU. Murdock backed up Austin Ainge at the point during the team's run to the outright conference title while Ivanovic saw time behind Plaisted in the post. The 6-foot-10 Serbian added the European Championships to his experience this summer after earning a spot on the Serbian National Team.

The Cougar post also returns 6-foot-10 junior Gavin MacGregor and the 6-foot-11 Miles, who returned in August from two years of missionary service for The Church of Jesus Christ of Latter-day Saints. Miles averaged 2.7 points and 2.3 rebounds while logging 13.6 minutes with six starts as a freshman in 2004-05.

Eight newcomers join the roster in 2007-08, including junior college transfers Lamont Morgan, Jr. (5-10, Jr., G) out of Saddleback Community College (Mission Viejo, Calif.) and Archie Rose (6-5, Jr., G) from Lee College (Baytown, Texas). Six freshmen becoming Cougars are Jimmer Fredette (6-2, G) from Glens Falls, N.Y., Michael

A team outlook by position follows:

POINT

The Cougars will be without the services of All-MWC honorable mention point guard Austin Ainge this year but return senior Ben Murdock, who saw action as the back-up point guard last season. Murdock, who averaged 1.0 assist in 7.3 minutes per game in 2006-07, averaged 9.4 points, 4.0 rebounds and 5.0 assists while shooting a team-best .474 from behind the three-point arc during the team's five-game foreign tour of France in August.

Murdock is expected to compete with newcomer Lamont Morgan, Jr. for playing time. One of two junior college transfers on this year's roster, Morgan is an extremely quick player with good ball-handling and leadership skills. He helped Saddleback Community College advance to the state semifinals last year while starting every game at the point, averaging 4.4 assists per game. MWC Preseason Freshman of the Year pick Jimmer Fredette and fellow freshman Michael Loyd, Jr., both recruited as combo guards, could also factor in at the point guard position along with walk-on additions Nick Martineau and Matt Pinegar.

WING

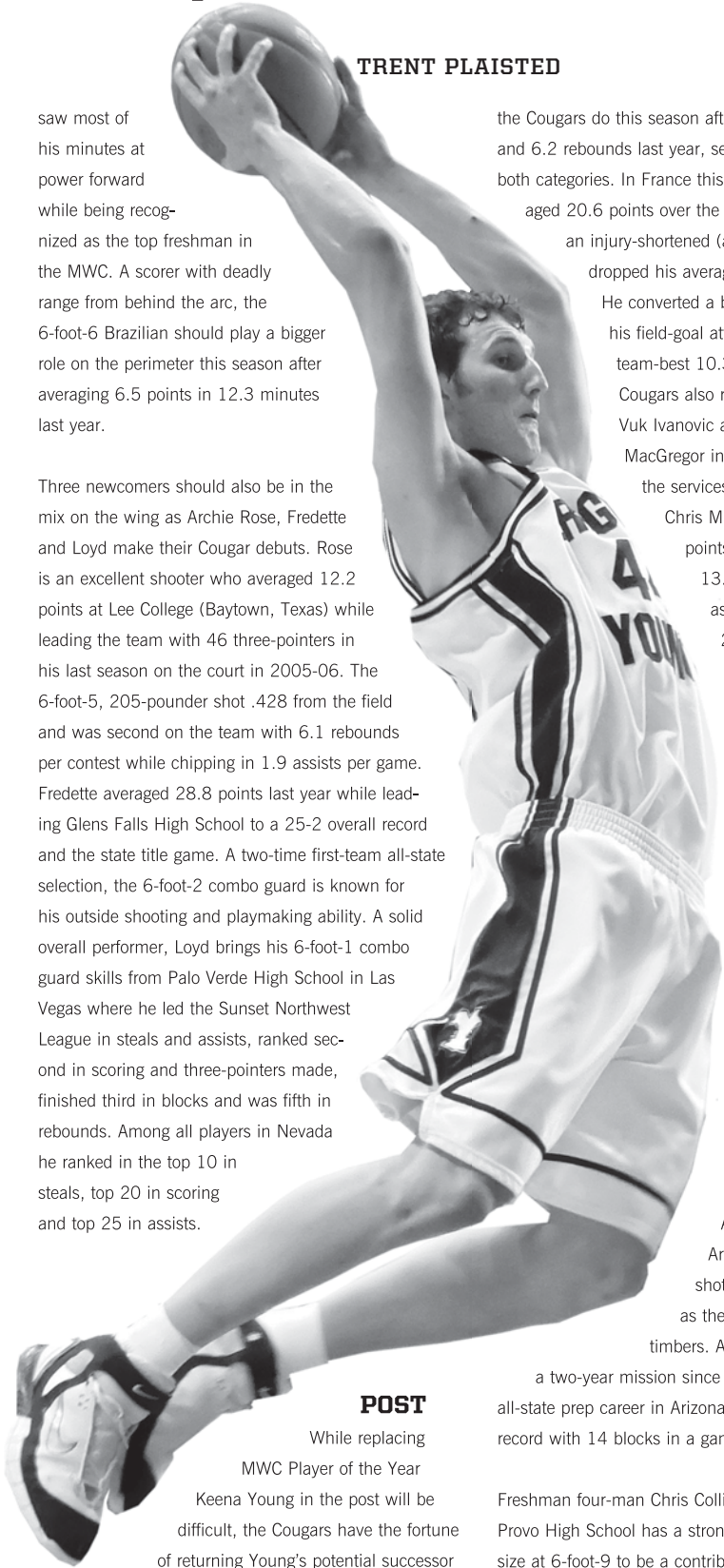
After getting some good experience as a freshman, Lee Cummard broke out with a strong sophomore season last year that made the 6-foot-7 guard one of the Cougars' most valuable players. As a junior, he has the potential to be among the most valuable players in the Mountain West Conference. A top perimeter defender, he could significantly add to the 9.4 points, 5.6 rebounds, 2.7 assists, 1.5 steals and 0.9 blocks per game he averaged last year. During the team's five-game trip to France in August, Cummard recorded three double-double outings and nearly posted a triple-double while averaging 14.4 points and 9.8 rebounds. He added 4.6 assists per con-



last season while shooting .557 from the floor, is an excellent shooter and good defender. He connected on 48 percent of his three-point attempts, including a season-best three triples against Final Four qualifier UCLA and Portland. In France this summer, he took advantage of increased playing time by scoring in double figures in every contest, including 22 points on 10-of-12 shooting to lead the team in its last game. Burgess averaged 15 points, 3.6 rebounds and a team-leading 5.2 assists while shooting .615 from the field and .421 from long range during the trip.

Sophomore Jonathan Tavernari also took advantage of more playing time during the team's summer tour. He paced the team in the scoring column, pouring in 21.4





TRENT PLAISTED

saw most of his minutes at power forward while being recognized as the top freshman in the MWC. A scorer with deadly range from behind the arc, the 6-foot-6 Brazilian should play a bigger role on the perimeter this season after averaging 6.5 points in 12.3 minutes last year.

Three newcomers should also be in the mix on the wing as Archie Rose, Fredette and Loyd make their Cougar debuts. Rose is an excellent shooter who averaged 12.2 points at Lee College (Baytown, Texas) while leading the team with 46 three-pointers in his last season on the court in 2005-06. The 6-foot-5, 205-pounder shot .428 from the field and was second on the team with 6.1 rebounds per contest while chipping in 1.9 assists per game. Fredette averaged 28.8 points last year while leading Glens Falls High School to a 25-2 overall record and the state title game. A two-time first-team all-state selection, the 6-foot-2 combo guard is known for his outside shooting and playmaking ability. A solid overall performer, Loyd brings his 6-foot-1 combo guard skills from Palo Verde High School in Las Vegas where he led the Sunset Northwest League in steals and assists, ranked second in scoring and three-pointers made, finished third in blocks and was fifth in rebounds. Among all players in Nevada he ranked in the top 10 in steals, top 20 in scoring and top 25 in assists.

POST

While replacing MWC Player of the Year Keena Young in the post will be difficult, the Cougars have the fortune of returning Young's potential successor as the league's top player in junior Trent Plaisted. The 6-foot-11 forward/center has already earned Freshman All-America honors and twice been tabbed a second-team All-MWC pick. With his combination of athleticism and size in the post, the pre-season All-MWC selection will be a central figure in all

the Cougars do this season after averaging 12.6 points and 6.2 rebounds last year, second only to Young in both categories. In France this summer, Plaisted averaged 20.6 points over the first three games before an injury-shortened (ankle sprain) outing dropped his average 17.5 points for the trip. He converted a blazing 65.1 percent of his field-goal attempts and pulled down a team-best 10.3 rebounds per game. The Cougars also return 6-foot-10 senior Vuk Ivanovic and 6-foot-10 junior Gavin MacGregor in the post while gaining the services of 6-foot-11 sophomore Chris Miles, who averaged 2.7 points and 2.3 rebounds in 13.6 minutes with six starts as a freshman for BYU in 2004-05 before departing on a two-year Church mission.

Miles is an excellent shot-blocker and defender who runs the floor well. MacGregor brings a tough inside presence (10.0 ppg, 8.2 rpg, team-high .710 shooting in France) while Ivanovic (2.2 ppg, 2.2 rpg in 7.8 minutes last year) earned a spot and played on the Serbian National Team this summer. Freshman James Anderson out of Page, Ariz., adds his 6-foot-10 shot-blocking size to the mix as the Cougars boast some tall

timbers. Anderson has also served a two-year mission since completing his first-team all-state prep career in Arizona, where he set the state record with 14 blocks in a game.

Freshman four-man Chris Collinsworth out of nearby Provo High School has a strong outside game and the size at 6-foot-9 to be a contributor in his first season. Collinsworth, like Tavernari, is a tough competitor at power forward with outstanding range on the perimeter. An athletic player known for his versatility and soft shooting touch, Collinsworth was named the Gatorade Utah Boys' Basketball Player of the Year last season.

SCHEDULE

The Cougars' 2007-08 schedule features dates with Louisville, Michigan State and Wake Forest as well as a potential matchup with North Carolina. In all, the Cougars' nonleague slate includes 15 games against teams from 12 different conferences, including the Big East, Big Ten and ACC. BYU will play an additional 16 Mountain West Conference games for a total of 31 regular-season contests.

"We are excited about our schedule," BYU head coach Dave Rose said. "We look forward to playing some very good teams and participating in this year's Las Vegas Invitational. The challenges of our nonconference schedule should help us grow as a team and prepare to defend our Mountain West Conference title."

The Cougars own an 559-379 (.600) all-time record against their 2007-08 opponents. BYU will play eight games against teams that qualified for last year's NCAA Tournament and 12 contests against teams that achieved 20-win seasons.

Excluding exhibition opponents, nine teams — Long Beach State, Jackson State, Hartford, Louisville, North Carolina, Old Dominion, Pepperdine, Loyola Marymount and Wake Forest — are new to BYU's nonconference schedule in 2007-08, while seven opponents — Idaho State, Portland, Weber State, Michigan State, Lamar, Southern Utah and Boise State — return to the schedule after taking on the Cougars last year. Jackson State and Hartford are both facing BYU for the first time.

MWC games will again follow a primary Wednesday-Saturday schedule, with some contests being played on Tuesdays for television. Including the MWC slate, the Cougars play 18 games in the Marriott Center during the season and also take on Michigan State at EnergySolutions Arena in Salt Lake City.

A minimum of 17 Cougar contests will be televised. Beginning with a nationally televised broadcast against Michigan State at EnergySolutions Arena in Salt Lake City on Dec. 8, the MWC television schedule features two Cougar games on Versus, two on CSTV and 13 on the MountainWest Sports Network (The Mtn.). Twelve of BYU's conference contests will be televised along with five nonconference matchups. In addition to Michigan State, BYU's nonconference games being broadcast by MWC television partners include Lamar (Dec. 12, The Mtn.), Pepperdine (Dec. 15, The Mtn.), Southern Utah (Dec. 21, The Mtn.) and Loyola Marymount (Jan. 3, The Mtn.).



MEET THE COUGARS



2007-08 BYU NUMERICAL ROSTER

No.	Name	Pos.	Ht.	Wt	Yr.	Exp.	Hometown (Previous School)
1	Michael Loyd, Jr.	G	6-1	170	Fr.	HS	Las Vegas, Nev. (Palo Verde HS)
2	Lamont Morgan, Jr.	G	5-10	170	Jr.	TR	Pomona, Calif. (Saddleback CC)
5	Archie Rose	G	6-5	205	Jr.	TR	Nassau, Bahamas (Lee College)
10	Vuk Ivanovic	F/C	6-10	250	Sr.	1L	Pancevo, Serbia (Seton Hill University)
14	Nick Martineau	G	5-11	170	Fr.	HS	Fruit Heights, Utah (Davis HS)
20	Sam Burgess	G	6-3	190	Sr.	2L	Alpine, Utah (Snow College)
21	Matt Pinegar	G	6-0	185	Fr.	HS	Provo, Utah (Timpview HS)
24	Ben Murdock	G	6-2	185	Sr.	1L	Bountiful, Utah (Dixie State College)
30	Lee Cummard	G	6-7	185	Jr.	2L	Mesa, Ariz. (Mesa HS)
32	Jimmer Fredette	G	6-2	190	Fr.	HS	Glens Falls, N.Y. (Glens Falls HS)
41	Chris Collinsworth	F	6-9	205	Fr.	HS	Provo, Utah (Provo HS)
44	Trent Plaisted	F/C	6-11	245	Jr.	2L	San Antonio, Texas (Clark HS)
45	Jonathan Tavernari	G/F	6-6	215	So.	1L	Sao Bernardo, Brazil (Bishop Gorman HS)
50	James Anderson	F/C	6-10	220	Fr.	HS	Page, Ariz. (Page HS)
53	Gavin MacGregor	F/C	6-10	235	Jr.	1L	Ridgecrest, Calif. (Burroughs HS)
54	Chris Miles	F/C	6-11	235	So.	1L	Provo, Utah (Timpview HS)

COACHING STAFF


Head Coach: Dave Rose
 Alma Mater: Houston, 1983
 Hometown: Houston, Texas
 Overall Record: 45-18 (3rd year)
 School Record: 45-18 (3rd year)
 Playing Career: Houston, 1980-83
 Assistant Coaches: Dave Rice, 3rd year (UNLV 1991)
 John Wardenburg, 7th year (BYU 1986)
 Terry Nashif, 1st year (BYU 2005)
 Dir. Basketball Operations: Tim LaComb, 1st year (Utah 2006)
 Team Trainer: Robert Ramos, 6th year (BYU 1995)

2007-08 BYU ALPHABETICAL ROSTER

No.	Name	Pos.	Ht.	Wt	Yr.	Hometown (Previous School)
50	James Anderson	F/C	6-10	220	Fr.	Page, Ariz. (Page HS)
20	Sam Burgess	G	6-3	190	Sr.	Alpine, Utah (Snow College)
41	Chris Collinsworth	F	6-9	205	Fr.	Provo, Utah (Provo HS)
30	Lee Cummard	G	6-7	185	Jr.	Mesa, Ariz. (Mesa HS)
32	Jimmer Fredette	G	6-2	190	Fr.	Glens Falls, N.Y. (Glens Falls HS)
10	Vuk Ivanovic	F/C	6-10	250	Sr.	Pancevo, Serbia (Seton Hill University)
1	Michael Loyd, Jr.	G	6-1	170	Fr.	Las Vegas, Nev. (Palo Verde HS)
53	Gavin MacGregor	F/C	6-10	235	Jr.	Ridgecrest, Calif. (Burroughs HS)
14	Nick Martineau	G	5-11	170	Fr.	Fruit Heights, Utah (Davis HS)
54	Chris Miles	F/C	6-11	235	So.	Provo, Utah (Timpview HS)
2	Lamont Morgan, Jr.	G	5-10	170	Jr.	Pomona, Calif. (Saddleback CC)
24	Ben Murdock	G	6-2	185	Sr.	Bountiful, Utah (Dixie State College)
21	Matt Pinegar	G	6-0	185	Fr.	Provo, Utah (Timpview HS)
44	Trent Plaisted	F/C	6-11	245	Jr.	San Antonio, Texas (Clark HS)
5	Archie Rose	G	6-5	205	Jr.	Nassau, Bahamas (Lee College)
45	Jonathan Tavernari	G/F	6-6	215	So.	Sao Bernardo, Brazil (Bishop Gorman HS)

PRONUNCIATION GUIDE

LEE CUMMARD
 kuh-MAHRD
 JIMMER FREDETTE
 Frah-debt
 VUK IVANOVIC
 VOO-k ee-VAHN-oh-vich
 NICK MARTINEAU
 MART-in-oh
 MATT PINEGAR
 PIN-ah-ger
 TRENT PLAISTED
 PLAY-sted
 JONATHAN TAVERNARI
 tah-ver-NAHR-ee
 TERRY NASHIF
 NASH-if
 ROBERT RAMOS
 RAY-mus



GOTTA HAVE YOU: Lee Cummard played more minutes than any other Cougar last season. He led the team in steals and shot .553 from the floor in 2006-07.



BREAKDOWN BY POSITION

POINT GUARD

Ben Murdock	6-2	Sr.
Lamont Morgan, Jr.	5-10	Jr.
Jimmer Fredette	6-2	Fr.
Michael Loyd, Jr.	6-1	Fr.
Nick Martineau	5-11	Fr.
Matt Pinegar	6-0	Fr.

WING

Sam Burgess	6-3	Sr.
Lee Cumnard	6-7	Jr.
Archie Rose	6-5	Jr.
Jonathan Tavernari	6-6	So.
Jimmer Fredette	6-2	Fr.
Michael Loyd, Jr.	6-1	Fr.
Matt Pinegar	6-0	Fr.

POST

Vuk Ivanovic	6-10	Sr.
Gavin MacGregor	6-10	Jr.
Trent Plaisted	6-11	Jr.
Chris Miles	6-11	So.
Jonathan Tavernari	6-6	So.
James Anderson	6-10	Fr.
Chris Collinsworth	6-9	Fr.

BREAKDOWN BY CLASS

SENIORS (3)

Sam Burgess	6-3	G
Vuk Ivanovic	6-10	F/C
Ben Murdock	6-2	G

JUNIORS (5)

Lee Cumnard	6-7	G
Gavin MacGregor	6-10	F/C
Lamont Morgan, Jr.	5-10	G
Trent Plaisted	6-11	F/C
Archie Rose	6-5	G

SOPHOMORES (2)

Chris Miles	6-11	F/C
Jonathan Tavernari	6-6	G/F

FRESHMEN (6)

James Anderson	6-10	F/C
Chris Collinsworth	6-9	F
Jimmer Fredette	6-2	G
Michael Loyd, Jr.	6-1	G
Nick Martineau	5-11	G
Matt Pinegar	6-0	G

BY STATE/COUNTRY

ARIZONA (2)

Lee Cumnard	Mesa
James Anderson	Page

CALIFORNIA (2)

Lamont Morgan, Jr.	Pomona
Gavin MacGregor	Ridgecrest

NEVADA (1)

Michael Loyd, Jr.	Las Vegas
-------------------	-----------

NEW YORK (1)

Jimmer Fredette	Glens Falls
-----------------	-------------

TEXAS (1)

Trent Plaisted	San Antonio
----------------	-------------

UTAH (6)

Sam Burgess	Alpine
Ben Murdock	Bountiful
Nick Martineau	Fruit Heights
Chris Collinsworth	Provo
Chris Miles	Provo
Matt Pinegar	Provo

BAHAMAS (1)

Archie Rose	Nassau
-------------	--------

BRAZIL (1)

Jonathan Tavernari	Sao Bernardo
--------------------	--------------

SERBIA (1)

Vuk Ivanovic	Pancevo
--------------	---------

2007-08 ROSTER BREAKDOWN

STARTERS RETURNING (2)

Trent Plaisted	F/C	Jr.	12.6 ppg, 6.2 rpg, 1.2 apg, 1.4 bpg
Lee Cumnard	G	Jr.	9.4 ppg, 5.6 rpg, 2.7 apg, 0.9 bpg

STARTERS LOST (3)

Keena Young	F	Sr.	17.4 ppg, 6.6 rpg, 1.5 apg
Jimmy Balderson	G	Sr.	8.1 ppg, 3.0 rpg, 1.7 apg
Austin Ainge	G	Sr.	7.9 ppg, 2.9 rpg, 4.4 apg

OTHER LETTERWINNERS RETURNING (6)

Sam Burgess	G	Sr.	3.6 ppg, 1.5 rpg, 1.0 apg
Vuk Ivanovic	F/C	Sr.	2.2 ppg, 2.2 rpg, 0.4 apg
Ben Murdock	G	Sr.	1.5 ppg, 0.8 rpg, 1.0 apg
Gavin MacGregor	C	Jr.	1.2 ppg, 0.5 rpg, 0.5 bpg
Jonathan Tavernari	F	So.	6.5 ppg, 2.9 rpg, 0.6 apg
**Chris Miles	F/C	So.	2.7 ppg, 2.3 rpg, 1.1 bpg

**stats from 2004-05 season

OTHER LETTERWINNERS LOST (3)

Mike Rose	G	Sr.	6.8 ppg, 1.4 rpg, 0.6 apg
Rashaun Broadus	G	Sr.	6.1 ppg, 1.9 rpg, 2.2 apg
Fernando Malaman	F	Sr.	2.3 ppg, 1.9 rpg, 0.5 bpg

NEWCOMERS (8)

Lamont Morgan, Jr.	G	5-10	170	Jr.
Archie Rose	G	6-5	205	Jr.
James Anderson	C	6-10	220	Fr.
Chris Collinsworth	F	6-9	205	Fr.
Jimmer Fredette	G	6-2	190	Fr.
Michael Loyd, Jr.	G	6-1	170	Fr.
Nick Martineau	G	5-11	170	Fr.
Matt Pinegar	G	6-0	185	Fr.



SAM BURGESS



GUARD

SENIOR • 6-3 • 190

ALPINE, UTAH
(SNOW COLLEGE)

20

CAREER HIGHS

POINTS: 15 vs. Utah (2007)
 FG MADE: 5 vs. Utah (2007)
 FG ATT: 11 vs. Chaminade (2005)
 FG %: 1.000 (5-5) vs. Utah (2007)
 3FG MADE: 3 at UCLA, vs. Portland (2007), at AFA (2005)
 3FG ATT: 6 vs. Chaminade (2005)
 3FG %: 1.000 (3-3) at UCLA (2007)
 FT MADE: 4 vs. Utah (2007)
 FT ATT: 4 vs. TCU, Utah (2007), vs. MSU-Billings (2005)
 FT %: 1.000 (4-4) vs. Utah (2007)
 REB: 5 vs. Xavier-NCAA (2007)
 ASSISTS: 5 vs. SUU (2007)
 STEALS: 3 vs. WOU (2007), MSU-Billings (2005)
 BLOCKS: 3 vs. Chaminade (2005)
 MINUTES: 26 vs. Chaminade (2005)

SUMMARY: Burgess is a 6-foot-3, 190-pound shooting guard who has played in 58 games for BYU since transferring from Snow College prior to the 2004-05 season. An excellent shooter and good defender, Burgess played in 31 of 34 contests for the Cougars during their 2006-07 Mountain West Conference Championship campaign. He played in 27 of 30 games for BYU in 2004-05 before redshirting in 2005-06. As a freshman at Snow, he averaged 17.2 points per game and led the Scenic West Athletic Conference in three-point accuracy in 2001-02, making 49 percent (95-of-192) of his long-range attempts while shooting 53 percent overall from the floor. After playing at Snow, he left to serve a two-year mission for The Church of Jesus Christ of Latter-day Saints in Spokane, Wash., returning in May 2004. Burgess prepped at Lone Peak High School in Highland, Utah, where he was a first-team all-state athlete in football, basketball and baseball.

SUMMER TOUR IN FRANCE: Burgess averaged 15.0 points, 3.6 rebounds and 5.2 assists while shooting .615 from the floor and .421 on threes.

JUNIOR (2006-07): Played in 31 of 34 games, averaging 3.6 points and 1.5 rebounds in 10.2 minutes of action on BYU's Mountain West Conference Championship team that posted a 25-9 overall record ... led BYU in assists once with a career-high five against Southern Utah, in scoring once (tied with Keena Young) with a personal-best 15 points against Utah and in rebounds once with a career-best five boards against Xavier in the NCAA Tournament ... played double-digit minutes in 17 games, including eight of the last 12 outings ... tallied a career-high 5 rebounds against Xavier in the NCAA Tournament to go along with 2 points in just 6 minutes of action ... played 3 minutes at UNLV in the MWC Tournament Championship game, posting 1 rebound ... posted 2 rebounds and 1 assist in 7 minutes against TCU in the MWC Tournament quarter-finals ... scored a career-high 15 points on a perfect 5-for-5 performance from the field while tying his career mark with 4 rebounds and adding 1 assist and 1 block in 17 minutes against Utah ... recorded 2 points in 14 minutes at then-No. 20 Air Force while providing hustle play off the bench ... provided solid play off the bench at San Diego State, recording 7 points, 2 rebounds, 2 assists and 2 steals in 21 minutes, tying his season high ... tallied 2 points, 2 assists, 1 rebound and 1 steal in 12 minutes against Colorado State ... went 2-for-2 from the floor against New Mexico to score 4 points while adding 2 assists and 1 rebound in 11 minutes ... played 10

minutes at TCU, making both of his shots from the floor to score 5 points while adding 1 rebound, 1 assist and 1 steal ... posted 1 rebound and 1 assist in 13 minutes at Wyoming ... was counted on defensively to stop Wyoming's James Spencer who, after scoring 23 points, was held scoreless in the last seven minutes of the game ... contributed 3 points, 3 rebounds and 2 assists in 10 minutes against then-No. 25 UNLV ... notched 5 points, 2 assists and 1 rebound in 13 minutes at New Mexico, his most playing time in league action ... notched a career-high 4 rebounds against TCU while adding 3 points and 1 assist in 12 minutes ... scored 12 points against Liberty on 4-for-6 shooting, including a 2-for-3 mark from three-point range, while adding 3 rebounds in 20 minutes ... was a perfect 4-for-4 from the floor, including two treys, while scoring 10 points and adding 3 assists, 3 steals and 2 rebounds ... his 3 steals and 4 field goals tied his career highs ... made one of his two shot attempts to score 2 points against Michigan State while adding 2 rebounds and 1 assist in 10 minutes ... went 3-for-3 from the floor, including a three-pointer, to score 7 points against San Jose State while adding 1 assist in 10 minutes off the bench ... scored 6 points and dished out a career-high 5 assists to share game-high honors with teammate Austin Ainge while adding 3 rebounds in 21 minutes vs. SUU ... scored a career-best 13 points, including a 9-0 individual scoring run with back-to-back-to-back treys against Portland ... saw his first regular-season action since 2004-05 at No. 5 UCLA, scoring 9 points on 3-for-3 shooting from three-point range while adding 3 assists and 2 rebounds ... after entering the game early in the first half, he drained back-to-back three-pointers to cap a 12-2 BYU run and give the Cougars their first lead of the game at 14-12.

REDSHIRT (2005-06)

SOPHOMORE (2004-05): Played in 27 of 30 games, making one start and averaging 2.1 ppg and 0.9 rpg ... led the team in steals once ... led the Cougars with a career-high 9 points, going 3-for-4 from beyond the arc, at Air Force while adding 2 rebounds in 18 minutes ... played 15 minutes at UNM, scoring 5 points on 2-of-3 shooting while grabbing 2 boards and making 2 steals ... played 14 minutes as the backup point guard at Wyoming, knocking down a trey and adding 2 rebounds, 1 assist and 1 steal ... played 18 minutes vs. MSU-Billings, adding 6 points and a career-high 4 assists ... saw 12 minutes on the floor vs. Southern Utah, scoring 5 points ... scored 5 points in 9 minutes vs. Utah State ... scored 5 points in 12

SAM BURGESS CAREER TOTALS

Game-by-game Burgess statistics on pages 34-35

YEAR	GP	GS	MIN	AVG	FG	FGA	PCT	3FG	3FGA	3PCT	FT	FTA	PCT	OFF	DEF	TOT	AVG	PF	FO	A	AVG	TO	BLK	STL	PTS	AVG
2004-05	27	1	215	8.0	19	70	.271	10	33	.303	9	11	.818	9	15	24	0.9	36	0	12	0.44	22	3	11	57	2.1
2006-07	31	0	315	10.2	39	70	.557	15	31	.484	18	27	.667	18	29	47	1.5	32	0	31	1.0	21	1	10	111	3.6
Total	58	1	530	9.1	58	140	.414	25	64	.391	25	38	.658	27	44	71	1.2	78	0	43	0.7	43	4	21	168	2.9

minutes in his only start vs. California ... scored 8 points with 3 rebounds, 3 blocks and 2 steals in a season-high 26 minutes vs. Chaminade in BYU's win.

BEFORE BYU (SNOW COLLEGE): Played at Snow College (Utah) as a freshman prior to his mission and led the Scenic West Athletic Conference in three-point accuracy in 2001-02,


making 49 percent (95-of-192) of his long-range attempts while shooting 53 percent overall from the floor ... shot 79 percent from the free-throw line ... a second-team All-SWAC Region 18 selection as a freshman, Burgess finished seventh in the league in scoring at 17.2 points per game.

LONE PEAK HIGH SCHOOL: Prepped at Lone Peak High School in Highland, Utah, where he was a first-team all-state athlete in three sports ... 2001 Salt Lake Tribune Utah Male Prep Athlete of the Year, Burgess earned all-state honors three times in basketball, including first-team recognition his junior and senior seasons ... led Lone Peak to the state title his senior year, averaging 18 points and 4 rebounds while shooting 52 percent from the floor ... twice earned all-state accolades as a baseball pitcher and outfielder/first baseman while helping the Knights win back-to-back state championships in 2000 and 2001 ... a first-team all-state selection in football his senior year, Burgess quarterbacked Lone Peak to the Utah 4A quarterfinals and a 9-2 record, amassing 1,771 total yards with nine rushing and nine passing touchdowns.

PERSONAL. Parents are Andrew and Wealtha Burgess ... one of six children ... married Whitney in the summer of 2007 ... served a two-year mission for The Church of Jesus Christ of Latter-day Saints in Spokane, Wash. ... business management major ... Academic All-MWC.



VUK IVANOVIC



FORWARD/CENTER

SENIOR • 6-10 • 250

PANCEVO, SERBIA

(SETON HILL)

10

CAREER HIGHS

POINTS: 10 vs. Western Oregon (2007)
 FG MADE: 4 vs. WOU (2007)
 FG ATT: 9 vs. Portland (2007)
 FG%: .500 (4-8) vs. W. Oregon (2007)
 3FG MADE: --
 3FG ATT: --
 3FG%: --
 FT MADE: 3 vs. ISU (2007)
 FT ATT: 4 vs. ISU (2007)
 FT %: .750 (3-4) vs. ISU (2007)
 REB: 9 vs. Portland (2007)
 ASSISTS: 2 at Weber St., at UNLV (2007)
 STEALS: 1 vs. ISU, at TCU (2007)
 BLOCKS: 4 vs. Seton Hall (2007)
 MINUTES: 19 vs. Portland (2007)

SUMMARY: Vuk Ivanovic is a 6-foot-10 forward/center from Pancevo, near Belgrade, Serbia. After redshirting in 2005-06 due to transfer rules, he played in 24 games as a junior in 2006-07 and brings depth and experience to the post. A skilled big man, he averaged 2.2 points and 2.2 rebounds per contest on BYU's Mountain West Conference Championship team. He was selected to play on the Serbian National Team during the offseason and played at the University Olympics in Bangkok, Thailand, helping his team earn the silver medal.

JUNIOR (2006-07): Averaged 7.8 minutes in 24 appearances, making one start on BYU's Mountain West Conference Championship team that posted a 25-9 overall record ... posted 2.2 points and 2.2 rebounds per contest with 10 assists, seven blocks and two steals on the year ... scored in 14 of his 24 appearances ... increased his scoring average to 4.6 ppg in the seven contests in which he played double-digit minutes ... BYU went 6-1 when he played double-digit minutes ... played 5 minutes against Xavier in the NCAA Tournament, tallying 1 rebound ... scored 5 points against TCU in the MWC Tournament quarterfinals while adding 1 rebound in 4 minutes ... posted 2 points and 2 rebounds in 6 minutes of action against Utah ... played 2 minutes at San Diego State, recording 1 assist ... played 7 minutes against New Mexico, pulling down 1 rebound ... added 2 points, 4 rebounds, 1 block and 1 steal in 11 minutes off the bench at TCU ... contributed solid play for BYU in place of Trent Plaisted, who was hampered by foul trouble ... recorded 2 points and 2 rebounds in 3 minutes of action against then-No. 25 UNLV ... played 9 minutes at Utah, pulling down 5 rebounds while scoring 2 points ... played 6 minutes at New Mexico, recording 2 points, 1 assist and 1 block ... his only dish came on a behind-the-back pass to an open Jonathan Tavernari underneath the basket for an easy layin ... played 7 minutes at Colorado State, recording 2 points and 2 rebounds ... tied his career high with 2 assists at UNLV while adding 1 rebound in 2 minutes ... scored 4 points on 2-for-3 shooting from the field against TCU while adding 2 rebounds and 1 assist in 11 minutes ... posted 1 rebound in 6 minutes of action against San Diego State ... after not playing in the first two BYU Holiday Classic games, he recorded a career-high 4 blocks with 4 rebounds and 1 assist in 11 minutes vs. Seton Hall in the tournament finale ... made a difference immediately with a blocked shot and an assist within his first minute on the floor ... scored a career-best 10 points while adding 6 rebounds and 1 assist in 14 minutes vs.

Western Oregon ... played 3 minutes at Lamar, pulling down 2 rebounds ... played 3 minutes against Michigan State after missing the prior game with a sprained ankle ... dished out a season-best 2 assists to go along with 4 points on 2-for-2 shooting and 2 rebounds in 8 minutes at Weber State ... saw 8 minutes of action at Boise State, pulling down 1 rebound ... had 2 points and 2 rebounds while recording his first block and first assist of the year in 8 minutes vs. SUU ... started in place of Trent Plaisted and pulled down a personal-best 9 rebounds while scoring 7 points in 19 minutes vs. Portland ... went 2-for-2 from the field and 3-for-4 from the free-throw line to score 7 points in BYU's home opener against Idaho State while adding 3 rebounds and 1 steal in 17 minutes ... saw his first regular-season action in a Cougar uniform at No. 5 UCLA, coming in at the 9:26 mark of the first half and finishing the game with 2 points and 1 rebound.

REDSHIRT (2005-06): Sat out in 2005-06 after transferring from Seton Hill.

BEFORE BYU (SETON HILL): Earned All-American Mideast Conference Honorable Mention recognition while averaging 8.9 points and 5 rebounds and shooting 56 percent from the floor ... helped Seton Hill, an NAIA school in Greensburg, Pa., achieve a 20-8 record and 10-4 conference mark and advance to the AMC Championship game in only the program's second year of existence ... career high of 29 points ... named to the Dean's List in 2004.

UROS PREDIC HIGH SCHOOL: Led his team to the state and regional championships his senior year, earning state MVP honors (national championships cancelled due to financial instability) ... received straight A's all four years ... also played for the Red Star national basketball team in Serbia and Montenegro.

PERSONAL: Parents are Branislav and Bojana Matorkic Ivanovic ... has one brother Stefan ... father played professional basketball in Serbia and Montenegro and mother played professional handball and was a long jumper ... started playing basketball with his dad when he was 10 years old ... sports hero is Michael Schumacher ... enjoys Formula 1 Racing, chess, ping-pong and playing the piano ... recruited by USC, Pepperdine, Southern Mississippi and Colgate ... genetics and biotechnology major.


VUK IVANOVIC CAREER TOTALS

Game-by-game Ivanovic statistics on pages 35

YEAR	GP	GS	MIN	AVG	FG	FGA	PCT	3FG	3FGA	3PCT	FT	FTA	PCT	OFF	DEF	TOT	AVG	PF	FO	A	AVG	TO	BLK	STL	PTS	AVG
2006-07	24	1	188	7.8	23	56	.411	0	0	.000	7	13	.538	13	39	52	2.2	30	0	10	0.4	17	7	2	53	2.2
Total	24	1	188	7.8	23	56	.411	0	0	.000	7	13	.538	13	39	52	2.2	30	0	10	0.4	17	7	2	53	2.2



BEN MURDOCK



GUARD

SENIOR • 6-2 • 185

BOUNTIFUL, UTAH

(DIXIE STATE)

24

CAREER HIGHS

POINTS: 9 vs. Western Oregon (2007)
 FG MADE: 2 vs. WOU, at Wyoming, at TCU (2007)
 FG ATT: 3 vs. Wyoming, WOU, UNLV, at TCU (2007)
 FG%: --
 3FG MADE: 2 vs. WOU (2007)
 3FG ATT: 3 vs. WOU (2007)
 3FG%: .667 (2-3) vs. WOU (2007)
 FT MADE: 3 vs. WOU, vs. TCU-MWC (2007)
 FT ATT: 4 vs. WOU, vs. TCU-MWC (2007)
 FT %: .750 (3-4) vs. WOU, vs. TCU-MWC (2007)
 REB: 3 vs. WOU, UNLV (2007)
 ASSISTS: 4 vs. UNLV, at Wyoming (2007)
 STEALS: 2 at Air Force (2007)
 BLOCKS: --
 MINUTES: 17 vs. WOU (2007)

SUMMARY: A transfer from Dixie State College where he earned second-team All-Scenic West Athletic Conference and NJCAA Region 18 honors, Murdock played in 31 of 34 games last season for BYU's Mountain West Conference Championship team. A good ballhandler who can drive the lane and create offensively with his quickness, he logged valuable minutes in the Cougar backcourt while posting a 2.13 assist/turnover ratio. His excellent range and solid perimeter shooting should once again make him a key contributor for BYU this year.

SUMMER TOUR IN FRANCE: Murdock averaged 9.4 points, 4.0 rebounds and 5.0 assists while shooting .515 from the floor and .474 on threes.

JUNIOR (2006-07): Played in 31 of 34 games, logging double-digit minutes nine times, on BYU's Mountain West Conference Championship team that posted a 25-9 overall record ... averaged 1.5 points, 0.8 rebounds and 1.0 assists in 7.3 minutes per game ... had a 2.13 assist/turnover ratio ... averaged 1.7 assists per game in the last 12 contests ... played 2 minutes against Xavier in the NCAA Tournament ... tallied 1 rebound and 1 assist in 6 minutes at UNLV in the MWC Tournament Championship game ... notched 1 rebound and 1 assist in 9 minutes against Wyoming in the MWC Tournament semifinals ... posted 3 points, 2 assists and 1 rebound in 11 minutes against TCU in the MWC Tournament quarterfinals ... tied his career highs with 3-for-4 shooting from the free-throw line ... dished out 3 assists and posted 1 steal in 10 minutes against Utah ... tallied a career-high 2 steals to go along with 1 assist in 9 minutes at then-No. 20 Air Force ... played 10 minutes at San Diego State, recording 2 assists and 1 rebound ... posted 3 points on 3-for-4 shooting from the free-throw line while adding 1 rebound in 4 minutes against Colorado State ... played 6 minutes against New Mexico, dishing out 2 assists ... contributed solid play in 9 minutes at TCU, going 2-for-3 from the field, both tying career highs, to score 5 points while adding 1 rebound and 1 assist ... tied his career high with 4 assists while making both of his shot attempts to score 4 points and post 1 rebound in 13 minutes at Wyoming ... dished out a career-high 4 assists against then-No. 25 UNLV while adding 3 rebounds, tying his career high, 2 assists and 1 steal in 12 minutes ... contributed 2 points, 1 rebound and 1 steal in 4 minutes at Utah ... played 6 minutes against then-No. 13 Air Force, recording 1 rebound and 1 steal ... played 15 minutes at Colorado State, recording 2 points, 2 assists and 1 rebound ... recorded 5 points and 2 rebounds in 8 minutes

against Wyoming ... sparked a 7-0 BYU run upon entering the game at the 13:05 mark of the first half, turning a 10-point Cowboy lead (16-6) into a one-possession game at 16-13 ... contributed 3 points, 2 assists and 1 rebound in 14 minutes at UNLV ... played 14 minutes against TCU, recording 2 points, 2 rebounds and 1 assist ... set personal highs in nearly every category, including 9 points, 3 rebounds, 3 assists and 1 steal in 17 minutes vs. Western Oregon ... went 2-for-3 on threes and 3-for-4 from the line ... recorded 3 points, 1 assist and 1 steal in 8 minutes at Lamar ... recorded 2 rebounds while dishing out 1 assist in 7 minutes off the bench against San Jose State ... scored his first bucket and recorded his first assist for the Cougars in 8 minutes vs. Portland ... made his Cougar debut with one minute of late game action in BYU's season opener at No. 5 UCLA.

BEFORE BYU (DIXIE STATE COLLEGE): Earned second-team All-Scenic West Athletic Conference and NJCAA Region 18 honors after averaging 11.7 points, 3.3 rebounds and 4.4 assists per game ... started all 33 games for the Rebels, who went 21-12 overall and earned a third-place SWAC finish at 10-8 ... led his team in assists, three-pointers made (53), free-throw percentage (.836), steals (1.2), minutes (29.9) and assist/turnover ratio (2.1) while ranking second in scoring ... also led the league in free-throw efficiency and ranked second in minutes, third in assists, fourth in assist/turnover ratio and seventh in steals ... recorded season highs of 28 points, 9 rebounds and 10 assists ... led the team in scoring seven times, assists 16 times and steals 11 times ... helped the Rebels advance to the Region 18 Tournament finals, earning All-Tournament Team honors ... selected team captain and Most Valuable Player ... again coached by Jon Judkins, brother of BYU women's basketball head coach Jeff Judkins ... named to the Dean's List in 2005-06.

(SNOW COLLEGE): Played in 32 games with 31 starts at Snow College, averaging 8.8 points (fourth on the team) and 3.3 rebounds per game ... shot .485 from the field ... led the team with 138 assists while averaging 4.3 apg and a 2.1 assist/turnover ratio ... ranked fourth in the Scenic West Athletic Conference in assists and fifth in assist/turnover ratio while helping the Badgers lead the SWAC in field-goal percentage, assists and assist/turnover ratio ... also ranked eighth in the league in steals per game (1.81) ... led the team in scoring twice and assists 14 times ... posted game-highs of 20 points and 9 assists ... helped the Badgers post a 25-7 overall record

BEN MURDOCK CAREER TOTALS

Game-by-game Murdock statistics on page 35-36

YEAR	GP	GS	MIN	AVG	FG	FGA	PCT	3FG	3FGA	3PCT	FT	FTA	PCT	OFF	DEF	TOT	AVG	PF	FO	A	AVG	TO	BLK	STL	PTS	AVG
2006-07	31	0	225	7.3	12	33	.364	6	16	.375	15	22	.682	7	17	24	0.8	33	1	32	1.1	15	0	9	45	1.5
Total	31	0	225	7.3	12	33	.364	6	16	.375	15	22	.682	7	17	24	0.8	33	1	32	1.1	15	0	9	45	1.5

and a third-place finish in the SWAC with a 13-5 mark ... coached by Jon Judkins, brother of BYU women's basketball head coach Jeff Judkins ... named to the Dean's List in 2004-05.

BOUNTIFUL HIGH SCHOOL: Lettered in basketball, football and soccer ... named second-team all-state as a senior while leading his team to the Region 5 Championship ... also named all-region in football and all-state in soccer ... received the Bountiful High Best All-Around Athlete award as a senior ... graduated with honors and received the Bountiful High Student-Athlete award.

PERSONAL: Parents are J. Blake and Julie Murdock ... has two brothers and seven sisters ... enjoys golfing in his spare time ... served a mission for The Church of Jesus Christ of Latter-day Saints to Honolulu, Hawaii ... wife Mindy ... recruited by Weber State ... business management major.



LEE CUMMARD



GUARD

JUNIOR • 6-7 • 185

MESA, ARIZ.

(MESA H.S.)

30

CAREER HIGHS

POINTS: 21 vs. Wyoming-MWC (2007)
 FG MADE: 7 at UNLV, at TCU (2007)
 FG ATT: 13 vs. Oral Roberts (2007)
 FG %: .833 (5-6) vs. SJSU, WOU (2007)
 3FG MADE: 4 at UNLV (2007)
 3FG ATT: 6 vs. SDSU, ORU (2007)
 3FG %: 1.000 (2-2) (4 times) last at Utah (2007)
 FT MADE: 10 vs. Colorado St. (2007)
 FT ATT: 10 vs. Colorado St. (2007)
 FT %: 1.000 (10-10) vs. CSU (2007)
 REB: 13 at UNLV (MWC Finals) (2007)
 ASSISTS: 5 (5 times) last at UNLV (2007)
 BLOCKS: 3 vs. Wyo., at Wyo., at TCU (2007)
 STEALS: 5 vs. UNLV (2007)
 MINUTES: 37 at UNLV, at TCU, vs. CSU (2007)

SUMMARY: A 2007 All-Mountain West Conference Third Team selection, Cummard is a good athlete with a natural feel for the game who started all 34 games for the Mountain West Conference Champion Cougars as a sophomore. An all-around contributor, he led the team in shooting, steals and minutes while ranking second in assists and blocks and third in scoring and rebounds. He also ranked among the top 15 in the MWC in seven statistical categories. Cummard contributed significantly for the Cougars in his first season, making 14 starts, after some experts rated him as the top shooting guard prospect in the West in 2004. Known as a fierce competitor, Cummard has good ball-handling skills, excellent shooting range and the toughness to rebound and finish in traffic.

SUMMER TOUR IN FRANCE: Cummard averaged 14.4 points, 9.8 rebounds and 4.6 assists while shooting .609 from the floor.

SOPHOMORE (2006-07): All-MWC Third Team ... started all 34 games for the Cougars, averaging 9.4 points per game, third on the team, on a team-best .553 shooting mark from the field ... also led the team with 1.5 steals and 29.1 minutes per game, was second on the team with 2.7 assists and 0.9 blocks per game and was third for the Cougars averaging 5.6 rebounds per contest ... ranked among the top 15 in the MWC in seven categories ... led BYU in rebounds eight times, assists eight times and scoring twice, helping the Cougars claim the outright MWC title and a 25-9 overall record ... scored in double figures 14 times on the season, topping the 20-point mark twice, and posted three double-doubles ... named to the BYU Holiday Classic and MWC All-Tournament Teams ... contributed 5 points, 1 rebound and 1 block in 24 minutes against Xavier in the NCAA Tournament ... recorded his third double-double of the year with a career-high 13 rebounds and 13 points while adding 3 assists and 1 steal in 35 minutes at UNLV in the MWC Tournament Championship game ... scored a career high 21 points on 6-for-8 shooting from the field and a 7-for-8 mark from the free-throw line to go along with 7 rebounds in 20 minutes against Wyoming in the MWC Tournament ... scored a career-high 20 points on 5-for-7 shooting from the field and a perfect 10-for-10 mark from the free-throw line against Colorado State ... went 7-for-9 from the field at TCU to score 16 points while adding a game-high 7 rebounds, 4 assists, 2 steals and 3 blocks ... established career highs in points (18), field goals made (7), three-point field-goals made (4), assists (5 - tied) and minutes (37) at

UNLV while adding 5 rebounds ... shot .778 (7-for-9) from the field and .800 (4-for-5) from three-point range ... recorded his second straight double-double with 16 points, tying his career high, and 11 rebounds against San Diego State while adding 4 assists ... also played well defensively, posting 3 steals and 2 blocks while holding the Aztecs' leading scorer Brandon Heath, who entered the game second in the MWC averaging 20.3 ppg, to just 13 points ... was named to the BYU Holiday Classic All-Tournament Team after recording his first career double-double with career highs of 16 points and 12 rebounds vs. Seton Hall ... averaged 11.3 points, 9.0 rebounds and 3.3 assists for the tournament while shooting .542 from the floor, .444 on threes and a perfect 4-for-4 from the line ... recorded 13 points and a then career-high 9 rebounds to go along with 5 assists vs. Oral Roberts ... tied his then career-best 14 points on 5-of-6 shooting while adding 6 rebounds, 4 assists and 3 steals in 20 minutes vs. Western Oregon ... played an outstanding defensive game against Utah State, pulling down 7 rebounds and holding USU's leading scorer Jaycee Carroll, who entered the game averaging 22.7 points per game on .629 shooting (ranked 22nd nationally), to 16 points on .308 shooting (4-for-13) from the field ... scored in double figures for the third straight game with 10 points on 4-for-6 shooting against Michigan State while adding 3 rebounds, 3 assists, 3 steals and 1 block in 30 minutes ... contributed across the board against San Jose State with 11 points on 5-for-6 shooting from the field, 6 rebounds, 5 assists, 4 steals and 2 blocked shots ... scored 12 points on 5-for-9 shooting from the field while adding 5 rebounds and 1 steal in 32 minutes at Weber State ... scored 14 points on 4-of-6 shooting, including 2-for-2 on threes, and 4-of-5 from the line vs. Portland.

FRESHMAN (2005-06): Started 14 games, averaging 4.9 points while shooting .455 from the floor, .395 on threes and .765 from the line in 14.8 minutes overall ... scored in double figures twice while slamming home 7 dunks on the year and leading the Cougars in assists five times ... contributed a career-high 5 assists while tying his career-best with 2 blocks in 22 minutes at Houston in the NIT while also adding 7 points on 3-for-6 shooting with 2 dunks, 5 rebounds and 2 steals ... scored in double figures for the second time this season with 10 points on 3-for-5 shooting from the field at TCU, including 1 three-pointer ... was a perfect 2-for-2 from the field at Wyoming, recording 4 points, 2 rebounds and 1 steal in 9 minutes ... tied his career high with 4 assists against Air Force ... went 2-for-3 from three-point range against TCU to record

LEE CUMMARD CAREER TOTALS


Game-by-game Cumnard statistics on pages 36-37

YEAR	GP	GS	MIN	AVG	FG	FGA	PCT	3FG	3FGA	3PCT	FT	FTA	PCT	OFF	DEF	TOT	AVG	PF	FO	A	AVG	TO	BLK	STL	PTS	AVG
2005-06	29	14	430	14.8	50	110	.455	17	43	.395	26	34	.765	23	45	68	2.3	58	0	45	1.6	31	12	16	143	4.9
2006-07	34	34	990	29.1	114	206	.553	40	92	.435	50	63	.794	63	128	191	5.6	103	3	93	2.7	49	29	50	318	9.4
Total	63	48	1420	22.5	164	316	.519	57	135	.422	56	97	.577	86	173	259	4.1	161	0	138	2.2	80	41	66	461	7.3


6 points while adding 4 rebounds and tying his career high with 4 assists in 19 minutes ... hit the game-tying three-pointer with 10 seconds remaining in regulation to force overtime ... finished with a career-high 13 points against Wyoming on 5-for-8 shooting from the field while also setting career marks in assists with 4 and steals with 3 ... tied his career high with 9 points on 3-for-4 shooting from both the field and the free-throw line in 19 minutes at UNLV ... made his fourth straight start against Utah, contributing 6 points, 3 rebounds, 2 assists and 2 steals in 17 minutes ... started for the second straight game vs. Tulsa, sharing game-high rebounding honors with 6 boards while adding 5 points ... made his first career start vs. Eastern Washington, scoring 8 points on 4-of-7 shooting (both season highs) with 1 rebound and 1 assist in 14 minutes ... his 7 rebounds at USU set a new career mark ... tied season-high 9 points and set career bests of 3 steals and 2 blocks while adding 3 rebounds and 2 assists in 14 minutes vs. Weber State ... tied his career-best 9 points on 3-of-4 shooting while adding 3 rebounds vs. Lamar in the Delta Center ... recorded career highs of 9 points and 4 rebounds with 2 assists and 19 minutes vs. SUU ... brought the Cougar crowd to its feet when he blocked and brought down an SUU layin attempt in one motion and then started the BYU fast break the other way ... made his college debut vs. Loyola Marymount, logging 16 minutes off the bench with 3 points, hitting a trey on 1-for-2 shooting.

MESA HIGH SCHOOL: Named the 2004 Arizona Player of the Year and a McDonald's All-America nominee ... led Mesa (Ariz.) High School to the 5A State Championship, averaging 20.0 points, 5.5 rebounds and 3.5 assists as a senior in 2003-04 ... shot 56 percent from the floor and made 41 percent of his three-point attempts ... named region player of the year in 2004 ... also played for the Arizona Cager Elite Club team.

PERSONAL: Parents are David and Cheryl Cumnard ... has five brothers ... he and wife Sarah have one son ... sports hero is Michael Jordan ... served a mission for The Church of Jesus Christ of Latter-day Saints in Nashville, Tenn., in 2004 ... recruited by Arizona State, UCLA, Oregon, Oregon State, Stanford, Iowa State, Utah State, Utah, New Mexico, Miami, Gonzaga, Oklahoma State, San Diego State and Texas Tech ... pre-management major.



TRENT PLAISTED



FORWARD/CENTER

JUNIOR • 6-11 • 245

SAN ANTONIO, TEXAS

(CLARK H.S.)

44

CAREER HIGHS

POINTS: 27 at CSU, vs. WYO-MWC (2007)

FG MADE: 11 at CSU (2007)

FG ATT: 16 at CSU (2007)

FG %: 1.000 (5-5) vs. EWU (2006)

3FG MADE: --

3FG ATT: --

3FG %: --

FT MADE: 8 vs. TCU (2006)

FT ATT: 13 at CSU (2007)

FT %: 1.000 (8-8) vs. TCU (2006)

REB: 18 at TCU (2006)

ASSISTS: 5 vs. Seton Hall (2007)

BLOCKS: 6 vs. SDSU (2007)

STEALS: 3 at Colorado State (2006)

MINUTES: 37 vs. MSU, at UNLV (2007)

SUMMARY: A two-time All-Mountain West Conference Second Team selection, Plaisted has developed into a sizeable force for the Cougars offensively and defensively. He was second on the team in both scoring and rebounding last season, helping BYU secure the outright MWC title and a No. 24 final national ranking. A 2006 Freshman All-American, Plaisted led the Cougars in scoring and rebounding in 2005-06, receiving MWC Freshman of the Year honors. The left-handed forward/center received a medical redshirt in 2004-05 due to injury. Long and athletic, Plaisted runs the floor well and has a soft shooting touch to 18 feet. He can play the four or five position and is a good shot-blocker and solid rebounder. A first-team 5A Texas all-state selection from San Antonio's Clark High, where he averaged 22 points, 10 rebounds, 2 blocks and 2 assists, he has a running vertical of 41 inches, can touch 12-foot-2 and has run a 4.6 40-yard dash on grass wearing tennis shoes.

SUMMER TOUR IN FRANCE: Plaisted averaged 17.5 points, 10.3 rebounds and 2.0 assists while shooting .651 from the floor.

SOPHOMORE (2006-07): All-MWC Second Team ... missed just one start due to injury while averaging 12.6 points and 6.2 rebounds per game, both second on the team, and helping BYU win the outright Mountain West Conference title with a 25-9 overall record ... also led the Cougars with 1.4 blocks per contest ... scored in double figures 21 times, topping the 20-point mark on six occasions, while posting three double-doubles on the year ... led BYU in rebounding 12 times, scoring eight times and assists twice ... BYU was 17-4 when he scored in double figures ... named MWC Co-Player of the Week (Jan. 29) ... named to the BYU Holiday Classic and MWC All-Tournament Teams ... scored 9 points while adding 5 rebounds, 1 assist and 1 block in 28 minutes against Xavier in the NCAA Tournament ... tied his career high with 27 points, the third-most in BYU MWC Tournament history, on 10-for-13 shooting from the field while posting his third double-double of the year with 10 rebounds against Wyoming in the MWC Tournament ... led all scorers with 22 points on 9-for-12 shooting from the field against TCU in the MWC Tournament quarterfinals while coming one rebound away from a double-double with 9 boards and adding 2 blocks in 31 minutes ... came one rebound away from a double-double with 11 points and a game-high 9 rebounds against then-No. 25 UNLV ... scored a game-high 22 points against then-No. 13 Air Force on 9-for-12

shooting from the field while adding 7 rebounds in 36 minutes ... drained two free throws with 35 seconds remaining to give BYU a 56-51 lead ... set career highs with 27 points, 11 field goals made and 16 field goals attempted at Colorado State ... also added 4 rebounds, 2 blocks and 1 steal in 30 minutes while recording 4 dunks ... recorded 15 points, 5 rebounds, 1 block and 1 steal in 33 minutes against Wyoming ... posted 13 points, 6 rebounds, 1 assist and a career-high 6 blocked shots in 30 minutes against San Diego State ... averaged 9.7 points, 9.7 rebounds, 2.0 blocks and 1.7 assists during the BYU Holiday Classic ... recorded his second double-double against Oral Roberts with 12 points and 11 rebounds ... posted a game-high 18 points on 8-for-12 shooting from the field to go along with 8 rebounds, 4 assists, 3 blocks and 1 steal in 36 minutes against Utah State ... scored a career-high 23 points against Michigan State, making his first eight shots from the field and marking the first time in his career he has recorded 20+ points in back-to-back outings, while posting a team-high 7 rebounds in a career-best 37 minutes of action ... broke out for 20 points on 8-for-13 shooting against San Jose State while adding a team-leading 8 rebounds despite being hampered by early foul trouble ... returned to the starting lineup with a game-high 19 points and 12 rebounds while adding 2 steals and 1 assist vs. SUU ... made 9 field goals while going 9-for-12 from the floor in 27 minutes.

FRESHMAN (2005-06): Received Freshman All-America Second Team honors from Scout.com ... one of only three freshmen nationally to earn all-district honors, being named to the USBWA District VIII Team ... named MWC Freshman of the Year and second-team All-MWC ... received MWC Player of the Week once and national freshman of the week recognition three times (Dick Vitale's Diaper Dandy, CBS.Sportsline's Fresh Face award, Rivals.com Freshman Player of the Week award) ... also named first-team All-Utah by the Deseret Morning News ... led the team in scoring with 13.6 ppg, eighth in the MWC, and rebounding at 6.9 rpg, fifth in the MWC ... was sixth among MWC players in field goal percentage (.522) ... scored in double figures in 25 of 29 games and led BYU in scoring in 10 games ... reached double-digit rebounds six times while posting six double-doubles and leading BYU in boards 13 times ... the Cougars were 19-6 when he scored in double figures and 1-3 when he did not ... posted the sixth double-double of his career with 18 points and 13 rebounds, both of which led BYU, at Houston in the NIT while adding 1

TRENT PLAISTED CAREER TOTALS

Game-by-game Plaisted statistics on pages 37-38

YEAR	GP	GS	MIN	AVG	FG	FGA	PCT	3FG	3FGA	3PCT	FT	FTA	PCT	OFF	DEF	TOT	AVG	PF	FO	A	AVG	TO	BLK	STL	PTS	AVG
*2004-05	5	0	44	8.8	0	3	.000	0	0	.000	3	6	.500	2	6	8	1.6	2	0	1	0.2	2	0	0	3	0.6
2005-06	29	29	819	28.2	144	276	.522	0	0	.000	106	172	.616	70	129	199	6.9	105	6	28	1.0	71	27	12	394	13.6
2006-07	34	33	977	28.7	167	306	.546	0	0	.000	96	195	.492	84	126	210	6.2	111	3	40	1.2	56	46	15	430	12.6
Total	68	62	1840	27.1	311	585	.532	0	0	.000	205	373	.550	156	261	417	6.1	218	9	69	1.0	129	73	27	827	12.2

*medical redshirt

assist and a career-high 4 blocks in 36 minutes, tying his career best ... his 13 rebounds is tied for second all-time by a Cougar in an NIT game ... 4 of his 6 field goals were dunks, including 1 on the opening possession of the game and 2 in the final minute, bringing his season total to 33 ... scored 15 points while leading BYU with 6 rebounds against Utah in the MWC Tournament ... made two straight buckets four minutes into the second half to spark a 13-5 BYU run during which Plaisted scored 11 points ... pulled down a career-high 18 rebounds at TCU, the most by a Cougar since Gary Trost recorded 18 on Dec. 19, 1991, while leading BYU with 17 points, his fifth double-double of the year ... contributed across the board against San Diego State with 14 points, 7 rebounds, 2 assists and 1 steal ... scored 12 points while adding 8 rebounds at Wyoming ... recorded a season-best 4 assists in BYU's win over UNLV while totaling 16 points on 7-of-10 shooting and pulling down 12 rebounds for his second straight double-double ... recorded 12 points and 12 rebounds at Utah ... recorded season-high 3 blocks against Air Force while adding 21 points on 7-for-12 shooting and a game-high 9 rebounds, 7 of which came on the offensive glass ... recorded 3 dunks at New Mexico while scoring 13 points and adding 5 rebounds ... scored 15 points with 7 rebounds in BYU's win at Colorado State, while adding 3 assists and 3 steals ... with the Cougars trailing by nine at CSU, he scored 8 points during a 15-4 BYU run that gave the Cougars the lead, including back-to-back dunks with a crowd-awing one-handed jam off a fast-break ally-oop pass from Austin Ainge ... had season-high 22 points with 16 rebounds vs. TCU ... became the first player since Mike Hall (2004) to go 8-for-8 from the free-throw line ... led BYU with 17 points while contributing 8 rebounds against Wyoming, including 2 dunks ... had 12 points while leading BYU with 7 rebounds and dishing out 2 assists against Utah ... led BYU in scoring with 16 points against Tulsa ... was perfect from the floor (5-for-5) totaling 11 points with 5 rebounds vs. Eastern Washington to become the first Cougar to not miss while taking at least five shots in a game since Jake Shoff went 6-for-6 against Pepperdine on Jan. 1, 2003 ... led BYU in scoring with 15 points against Weber State ... recorded the first BYU double-double of the season against Boise State with 19 points and 10 rebounds ... recorded 20 points with 9

rebounds at USC before fouling out ... scored 16 points on 6-of-9 field goals and 4-of-5 free throws while adding 7 rebounds and 2 blocks vs. Lamar in the Delta Center ... scored a team-leading 13 points vs. SUU ... scored 10 points at Washington State ... making his first-ever start vs. LMU, the redshirt freshman shot 75 percent (6-for-8) from the field and went 5-of-6 from the line (83.3 percent) to score 17 points while adding 4 rebounds and 1 steal ... made an immediate impact in first start, making his first 5 shots and scoring 12 points in the game's first 11 minutes.

REDSHIRT (2004-05): Received a medical redshirt, appearing in five games before having his season shortened due to injury.

CLARK HIGH SCHOOL: First-team 5A Texas All-State selection from San Antonio's Clark High ... earning a top-10 player ranking, he was a McDonald's All-America nominee ... averaged 22 points, 10 rebounds, 2 blocks and 2 assists as his team achieved a 27-10 record his senior season ... was district and city MVP ... career high in points was 43 ... led Clark High School to the 2003 District 28-5A title and regional quarterfinals in Texas' largest classification as a junior ... averaged 12.5 points and 5.5 rebounds as the only junior named to the All-District 28 First Team while helping his team achieve a 31-7 record ... earned MVP honors at numerous tournaments and averaged 18 points and 10 rebounds during his summer 2003 AAU season playing for the San Antonio Bulls where he was given the opportunity to play more on the perimeter ... entered his senior season rated the No. 10 player in Texas after impressing at the Texas Elite Camp and making a national name for himself at the 2003 Kingwood Classic in Houston.

PERSONAL: Parents are John and Sherry Plaisted ... is the youngest of five children with three sisters and one brother ... married Lacey in the summer of 2007 ... among schools recruiting Plaisted were Florida State, Stanford, Kansas, Oklahoma State, Washington State, Texas A&M, Utah, Arkansas, New Mexico, Texas Tech and Vanderbilt ... economics major.

CHRIS MILES



FORWARD/CENTER

SOPHOMORE • 6-11 • 235

PROVO, UTAH

(TIMPVIEW H.S.)

54

CAREER HIGHS

POINTS: 12 vs. Santa Clara (2005)
 FG MADE: 4 vs. Santa Clara, vs. SDSU (2005)
 FG ATT: 12 vs. SDSU (2005)
 FG %: .571 (4-7) vs. Santa Clara (2005)
 3FG MADE: --
 3FG ATT: --
 3FG %: --
 FT MADE: 4 vs. Santa Clara (2005)
 FT ATT: 5 at AFA (2005)
 FT %: 1.000 (4-4) vs. Santa Clara (2005)
 REB: 7 at CSU (2005)
 ASSISTS: 3 (4 times) last at UNM (2005)
 STEALS: 1 (5 times) last at Utah (2005)
 BLOCKS: 4 vs. Colorado State (2005)
 MINUTES: 36 at Utah (2005)

SUMMARY: A two-time 4A State MVP out of Timpview High School in Provo, Miles recently returned from a mission for The Church of Jesus Christ of Latter-day Saints. He averaged 2.7 points and 2.3 rebounds in 13.6 minutes per game as a freshman for BYU in 2004-05, using his quickness and versatility to make an impact in his first season with the Cougars. An excellent shot-blocker and defender who runs the floor well, he was ranked as high as the No. 2 post player in the West out of high school.

SUMMER TOUR IN FRANCE: Miles averaged 4.2 points and 4.2 rebounds while shooting .400 from the floor.

FRESHMAN (2004-05): Played in 28 games for the Cougars, averaging 2.7 points and 2.3 rebounds in 13.6 minutes per game ... recorded 6 points, 3 rebounds and 3 blocks in a career-best 36 minutes at Utah ... contributed 7 points, 3 rebounds and 2 blocks at Air Force ... started at UNM in place of the injured Keena Young and scored 4 points (2-for-2) with 2 rebounds, 1 block and 3 assists, tying his career high, while having to guard UNM's versatile 6-foot-8 star Danny Granger ... posted a career-high 4 blocks while adding 3 points and 1 rebound against Colorado State ... recorded 4 points and 6 rebounds, one off his season high, vs. Wyoming ... had 4 rebounds, 3 assists, 2 blocks and one point at SDSU ... scored 2 points and grabbed 3 rebounds in 8 minutes at UNLV... started and grabbed a career-best 7 rebounds, including a personal-high 5 offensive boards, to go along with 8 points in 19 minutes at CSU ... assisted in holding CSU's leading scorer Matt Nelson to just 11 points ... recorded 7 points, 3 rebounds, 1 block and 1 steal in 16 minutes vs. MSU-Billings ... with Derek Dawes slowed by injuries, Miles made his second start vs. San Diego State, playing 25 minutes ... had 8 points and tied his career high with 5 rebounds ... had career marks against Santa Clara of 12 points, 4 FG, 4 FT, 4 FTA and tied career bests of 3 assists and 3 blocks while adding 3 rebounds in 17 minutes ... played 14 minutes vs. Southern

Utah, dishing out a career-best 3 assists ... made his first start, playing 14 minutes with 2 rebounds vs. NC State ... logged career-best 22 minutes vs. Utah State while equaling a career-high 5 rebounds with a personal-best 3 blocks ... recorded 2 blocks in 6 minutes against Boise State ... contributed a career-high 4 points on 2-for-4 shooting in 8 minutes at USC, highlighted by taking a steal the length of the court for a slam dunk ... played 18 minutes with 2 points, 1 rebound and 1 blocked shot vs. California ... grabbed 5 rebounds in 7 minutes vs. North Carolina ... played only one minute vs. Chaminade, making both his free throw attempts to score his first points as a Cougar.

TIMPVIEW HIGH SCHOOL: Two-time 4A State MVP ... averaged 14.9 points, 8.0 rebounds and 4.5 blocks for the Thunderbirds as a senior ... also two-time Deseret News 4A MVP ... finished his career at Timpview with nearly 300 blocks, second all-time in the Utah High School record book to former BYU and NBA center Shawn Bradley ... led Timpview to the Region 6 title -- the toughest league in 4A -- in 2004 ... Region 6 MVP came up big in the final two games to clinch the league title, scoring 27 points against cross-town rival Provo and tossing in 24 in the region-clinching win at Payson ... as a junior, the local standout averaged 11 points, eight rebounds and five blocks for a balanced Thunderbird team that won the state title ... named the 4A State Tournament MVP.

PERSONAL: Parents are Don Miles and Julie Babb ... one of six children ... invited to the NBA Players Camp during the summer of 2003, where he was rated No. 47 among the nation's top high school players ... ranked as high as the No. 2 post player in the West ... also recruited by Gonzaga, Utah State, Utah, Kansas, Oregon State, Connecticut, UCLA, Vanderbilt, Wyoming and Texas Tech ... served a two-year mission for The Church of Jesus Christ of Latter-day Saints to Portland, Ore. ... open major.


CHRIS MILES CAREER TOTALS

Game-by-game Miles statistics on pages 39

YEAR	GP	GS	MIN	AVG	FG	FGA	PCT	3FG	3FGA	3PCT	FT	FTA	PCT	OFF	DEF	TOT	AVG	PF	FO	A	AVG	TO	BLK	STL	PTS	AVG
2004-05	28	6	382	13.6	29	81	.358	0	0	.000	17	24	.708	28	36	64	2.3	54	0	19	0.7	20	30	5	75	2.7
Total	28	6	382	13.6	29	81	.358	0	0	.000	17	24	.708	28	36	64	2.3	54	0	19	0.7	20	30	5	75	2.7



JONATHAN TAVERNARI



GUARD/FORWARD

SOPHOMORE • 6-6 • 215

SAO BERNARDO, BRAZIL

(BISHOP GORMAN H.S.)

45

CAREER HIGHS

POINTS: 18 vs. TCU, at UNM, at SDSU (2007)
 FG MADE: 7 vs. WOU, at New Mexico, at Utah (2007)
 FG ATT: 12 at Utah (2007)
 FG%: .875 (7-8) vs. Western Oregon (2007)
 3FG MADE: 6 vs. TCU (2007)
 3FG ATT: 9 at SDSU (2007)
 3FG%: 1.000 (2-2) vs. Wyoming (2007)
 FT MADE: 6 at Wyoming (2007)
 FT ATT: 6 at Wyoming (2007)
 FT %: 1.000 (6-6) at Wyoming (2007)
 REB: 7 vs. Liberty, at SDSU, vs. TCU-MWC (2007)
 ASSISTS: 3 vs. Western Oregon (2007)
 STEALS: 4 vs. Western Oregon (2007)
 BLOCKS: 3 vs. Wyoming-MWC (2007)
 MINUTES: 24 at New Mexico (2007)

SUMMARY: The 2007 Mountain West Conference Freshman of the Year, Jonathan Tavernari had a standout campaign in his first season with the Cougars, helping them win the outright league title. He led the league in scoring among freshmen during conference play (8.3 ppg) while averaging 6.5 points and 2.9 rebounds per game in 12.3 minutes of action in 28 appearances on the year. The 6-foot-6 Brazilian swingman is a skilled perimeter player with great physical presence who has deep range and an excellent shooting touch. He led the state of Nevada in scoring as a senior at Bishop Gorman High School at 23.1 points per game.

SUMMER TOUR IN FRANCE: Tavernari averaged 21.4 points, 5.4 rebounds and 3.0 assists while shooting .478 from the floor and .439 on threes.

FRESHMAN (2006-07): Named MWC Freshman of the Year after leading the league in scoring among freshmen during conference play (8.3 ppg) ... averaged 6.5 points and 2.9 rebounds per game in 12.3 minutes of action in 28 appearances, helping the Cougars win the outright Mountain West Conference title and post a 25-9 overall record ... led the team in scoring three times and rebounding twice ... scored in double figures six times on the year ... played 20 minutes in three games this season, averaging 17.7 points in those three appearances ... tied the BYU record making six consecutive three-point shots against TCU before missing his final attempt ... set an MWC freshman record with a .857 (6-for-7) three-point shooting percentage against the Horned Frogs ... played 8 minutes against Xavier in the NCAA Tournament ... tied his career high with 7 rebounds while adding 4 points, 1 assist and 1 block in 15 minutes against TCU in the MWC Tournament quarterfinals ... tied his career high with 18 points at San Diego State on 6-for-10 shooting from the field, including a 5-for-9 mark from three-point range, to go along with a career-best-tying 7 rebounds and 2 steals in 17 minutes ... scored 17 points, including all 5 three-pointers, in a six-minute stretch in the second half during BYU's comeback bid, cutting a 21-point SDSU lead down to 10 points ... scored 6 points on a career-high 6-for-6 free-throw shooting in the final 1:20 of the game at Wyoming ... played 10 total minutes ... came one point shy of his career high with 17 points at Utah on 7-for-12 shooting ... provided a huge spark for BYU off the

bench as he entered the game at the 12:01 mark of the first half and drained two of his first three attempts from three-point range to turn a 17-15 Utah lead into a 21-17 Cougar advantage and then added a layin moments later to score eight straight points for BYU ... provided a huge spark for BYU off the bench at New Mexico, tying his career high with 18 points on 7-for-10 shooting from the field while adding 4 rebounds, 3 steals and 1 block in 24 minutes ... set career highs in field goals made (tied), field goal attempts, free throws made and minutes ... went 4-for-5 from the field, including a career-high 2-for-2 mark from three-point range, to score 10 points against Wyoming while adding 6 rebounds in 12 minutes ... scored a career-high 18 points on 6-for-7 shooting (.857) from three-point range against TCU while adding a team-leading 6 rebounds and 1 assist ... made his first six shots before missing late in the second half on an off-balance attempt from the corner ... scored 5 points against Liberty while pulling down a career-high 7 rebounds ... set or tied personal bests in 12 different categories against Western Oregon, including game highs of 17 points, 4 steals and 2 blocks (shared with Trent Plaisted) ... went 7-for-8 from the floor, including 3-of-4 treys ... sat out the first three games while an NCAA review of his two years of high school in the United States was being completed.

BISHOP GORMAN HIGH SCHOOL: Averaged 23.1 points per game, leading the state of Nevada, and 10.2 rebounds per game as a senior at Bishop Gorman High School ... joined the team in mid-December after being forced to sit out the first five games due to eligibility concerns ... led his team to the Sunset Southwest Division (11-1 record) and Sunset Las Vegas Zone titles while advancing to the semifinals of the Nevada State Tournament with a 28-5 overall record ... McDonald's High School All-America nominee ... named second-team all-state by the Las Vegas Review-Journal and the Reno-Gazette Journal ... also named a Review-Journal third-team All-Star ... named All-Tournament at both the Maldonado Tournament and the Energy Classic ... topped the 20-point mark 16 times during the season, including five games over 30 points and a career-high 42 points against Spring Valley ... scored 32 points in the Sunset Regional championship game while hitting nine free throws in the final 1:19 to seal the victory ... coached by Grant Rice ... earned High Honor Roll in both semesters of his senior year ... played at Timpview High School as a junior

JONATHAN TAVERNARI CAREER TOTALS

Game-by-game Tavernari statistics on page 39-40

YEAR	GP	GS	MIN	AVG	FG	FGA	PCT	3FG	3FGA	3PCT	FT	FTA	PCT	OFF	DEF	TOT	AVG	PF	FO	A	AVG	TO	BLK	STL	PTS	AVG
2006-07	28	0	343	12.3	68	143	.476	29	78	.372	16	23	.696	24	56	80	2.9	33	1	17	0.6	17	8	18	181	6.5
Total	28	0	343	12.3	68	143	.476	29	78	.372	16	23	.696	24	56	80	2.9	33	1	17	0.6	17	8	18	181	6.5

before transferring to Bishop Gorman, earning second-team all-region and all-valley honors.

PERSONAL: Parents are Roberto and Thelma Tavernari ... got started playing basketball with his Mom, who is a basketball coach in Brazil ... enjoys cooking, playing with his Sidekick and text messaging friends ... also recruited by Pittsburgh, Virginia Tech, Washington State, Washington, Oregon State, Montana and Mississippi State ... international relations major.





GAVIN MACGREGOR



FORWARD/CENTER

JUNIOR • 6-10 • 235

RIDGECREST, CALIF.

(BURROUGHS H.S.)

53

CAREER HIGHS

POINTS: 4 at Utah (2007)
 FG MADE: 2 at Utah (2007)
 FG ATT: 4 vs. Western Oregon (2007)
 FT MADE: 1 vs. Western Oregon (2007)
 FT ATT: 2 vs. Western Oregon (2007)
 REB: 2 at Utah (2007)
 ASSISTS: 1 vs. SJSU (2007)
 STEALS: 1 vs. SJSU, at Utah (2007)
 BLOCKS: 2 vs. SJSU, vs. Portland, TCU (2007)
 MINUTES: 10 at Utah (2007)

SUMMARY: A 6-foot-10 forward/center, Gavin MacGregor provided defensive toughness in the post off the bench for the Cougars as a walk-on last season, appearing in 11 games. He gives BYU added depth and size in the post and is a shot-blocking presence inside. Prior to making his Cougar debut in 2006-07, he last played at Burroughs High School in Ridgecrest, Calif., in 2002, where he achieved career highs of 25 points, 26 rebounds and nine blocked shots. He served a two-year mission for The Church of Jesus Christ of Latter-day Saints from 2003-2005.

SUMMER TOUR IN FRANCE: MacGregor averaged 10.0 points and 8.2 rebounds while shooting .710 from the floor.

SOPHOMORE (2006-07): Appeared in 11 games as a walk-on, averaging 1.2 points and 0.5 rebounds in 4.2 minutes of action on BYU's Mountain West Conference Championship team that posted a 25-9 overall record ... scored in five of the 11 games in which he played despite mostly limited action ... shot 60 percent on his field-goal attempts ... 1 rebound in 5 minutes against Utah ... played 6 minutes at TCU, recording 1 rebound ... played 1 minute against then-No. 25 UNLV ... played a big role in BYU's win at Utah with his strong play as he established career highs in points (4), rebounds (2), field goals made (2), steals (1 - tied) and minutes (10) ... saw his first action since Dec. 22 with 2 points and 2 blocks in 4 minutes against TCU ... played a career-most 7 minutes with a personal-best 3 points and tied his high with 1 rebound against Western Oregon ... made his first trip to the free-throw line this season, going 1-for-2 ... played 3 minutes at Lamar, pulling down 1 rebound ... recorded the first assist and first steal of his BYU career while posting 2 blocked shots in 3 minutes against San Jose State ... hit his lone field goal attempt in 2 minutes vs. SUU ... saw his first action of the year against Portland, making his lone field goal attempt while blocking 2 shots in 3 minutes on the floor.



BURROUGHS HIGH SCHOOL: Team MVP as a senior and Most Improved as junior ... named first-team All-Desert Sky League and first-team All-CIF Southern Section Division III-A ... achieved career-highs of 25 points, 26 rebounds and nine blocks ... holds the school record for rebounds in a single game (26) and for blocks in a season ... helped his team win the Desert Sky League as a junior ... coached by Robert Campbell ... received the outstanding student-athlete award as a senior ... earned Golden State Exam High Honors in math ... also involved in jazz band and marching band.

PERSONAL: Parents are Tavish and Charisse MacGregor ... brother Nathan played basketball at Notre Dame de Namur ... served a mission for The Church of Jesus Christ of Latter-day Saints to Belgium and the Netherlands from 2003-2005 ... plays the piano and the trombone ... business management major.

GAVIN MACGREGOR CAREER TOTALS

Game-by-game MacGregor statistics on pages 40

YEAR	GP	GS	MIN	AVG	FG	FGA	PCT	3FG	3FGA	3PCT	FT	FTA	PCT	OFF	DEF	TOT	AVG	PF	FO	A	AVG	TO	BLK	STL	PTS	AVG
2006-07	11	0	46	4.2	6	10	.600	0	0	.000	1	2	.500	4	2	6	0.5	8	0	1	0.1	1	5	2	13	1.2
Total	11	0	46	4.2	6	10	.600	0	0	.000	1	2	.500	4	2	6	0.5	8	0	1	0.1	1	5	2	13	1.2



LAMONT MORGAN, JR.

SUMMARY: Described as a lightning quick point guard, junior Lamont Morgan, Jr. is expected to immediately contribute after transferring from Saddleback Community College in Mission Viejo, Calif. A highly successful junior college program, SCC advanced to the state semifinal game in 2007 behind the play of Morgan, who started every game at the point and averaged 4.4 assists per contest. In addition to his ball-handling abilities, Morgan will also be counted on for his leadership and court vision.

BEFORE BYU (SADDLEBACK CC): Helped his team advance to the 2007 state semifinals with a 24-8 overall record and a 10-2 mark in the Orange Empire Conference ... named Orange Empire All-Conference ... started every game at the point, averaging 7.3 points and 4.4 assists per game ... led the team in assists 17 times on the year ... played in all 31 games for the Gauchos in 2005-06, helping his team to a 22-9 overall record ... averaged 3.2 points, 2.7 assists and 2.1 rebounds in his freshman campaign while shooting 80.8 percent from the free-

throw line ... led the team in assists 11 times ... season highs of 13 points and seven rebounds ... named a Scholar Baller ... coached by Bill Brummel, Andy Ground and Darren Lax.

DIAMOND RANCH HS: Earned first-team all-league honors and was named an Inland Valley All-Star ... was also named his team's Most Improved Player ... all-tournament honors ... also lettered in football ... active in the Black Student Union ... named to the Honor Roll as a sophomore.

PERSONAL: Has one brother and one sister ... enjoys listening to music, dancing, hanging out with his brothers and writing poetry ... favorite actor is Denzel Washington ... favorite movie is Love and Basketball ... favorite food is soul food ... sports heroes are Michael Jordan and Kobe Bryant, and non-sports hero is his Mom ... leisure services major.



GUARD

JUNIOR • 5-10 • 170

POMONA, CALIF.

(SADDLEBACK CC)

2



ARCHIE ROSE



GUARD

JUNIOR • 6-5 • 205

NASSAU, BAHAMAS

(LEE COLLEGE)

5

SUMMARY: A 6-foot-5 junior guard/forward, Archie Rose comes to BYU with three years of experience at the junior college level with stints at Northeastern Colorado Junior College (Sterling, Colo.) and Lee College (Baytown, Tex.). A terrific outside shooter, Rose is a talented scorer who will add depth on the wing for the Cougars.

BEFORE BYU (LEE COLLEGE): Redshirted in 2006-07 ... averaged 12.2 points per game in 2005-06, second on the team, while appearing in 29 of 31 games ... shot .428 from the field, .354 from three-point range and .707 from the free-throw line ... was also second on the team with 6.1 rebounds per contest while chipping in 1.9 assists per game and 20 steals on the year ... paced the 15-16 Rebels with 46 three-pointers made ... his three-point percentage was 11th in the region, and his scoring average was 24th ... coached by Roy Champagne.

(NORTHEASTERN COLORADO JUNIOR COLLEGE): Helped lead the Plainsmen to a 28-9 record in 2004-05, winning the NJCAA Region IX title with a 21-6 mark in conference games ... advanced to the Sweet Sixteen of the NJCAA Tournament with an 80-73 win over No. 1 Arizona Western ... coached by Brian Joyce ... named to the Dean's List.

SANTA LUCES HIGH SCHOOL: Started playing basketball at the end of his junior year ... named second-team All-County as a senior ... averaged 15 points and 11 rebounds per contest in his final season ... played for Coach Willie Gibson ... also attended IMG Academy prep school in Florida for a year after his high school graduation.

PERSONAL: Mom is Debra Rose ... his uncle, Lynden Rose, played basketball with BYU head coach Dave Rose at Houston ... enjoys sleeping, video games and diving ... favorite food is sushi ... favorite book is Street Lawyer ... favorite movie is Finding Forester ... also recruited by Texas A&M, Oklahoma State, LSU, Virginia Tech, Oklahoma, Texas Tech, Miami, Georgia Southern, Houston and Nebraska ... sociology major.



JAMES ANDERSON

SUMMARY: A 6-foot-10 forward/center from Page, Ariz., Anderson is known for his athleticism, hard work and ability to run the floor. The McDonald's High School All-America nominee recently returned from a two-year mission for The Church of Jesus Christ of Latter-day Saints to Guatemala City and will add depth to an already strong front line.

PAGE HIGH SCHOOL: McDonald's All-America nominee ... named first-team all-state as a senior in 2005 after leading his team to a 25-4 overall record and the Grand Canyon Region Championship for the fourth straight year ... also named the Grand Canyon Region Player of the Year and the Navajo Times Four Corners All-Area Player of the Year ... averaged 17 points, nine rebounds and six blocks per game ... set a state record with 14 blocks in a game ... Elite Eight in the state tournament ... averaged 14 points, eight rebounds and five blocks as a junior while pacing his team to a 26-3 overall record, Grand Canyon Region Championship and Elite Eight state tournament appearance ... named first-team all-state, Grand Canyon All-

Region First Team and Navajo Times Four Corners All-Area First Team ... father Aaron Anderson was also his high school coach ... graduated in the top 10 in his class with a 3.8 GPA.

PERSONAL: Parents are Aaron and Julie Anderson ... has three sisters ... served a two-year mission for The Church of Jesus Christ of Latter-day Saints in the Guatemala City North Mission from May 2005 to May 2007 ... favorite food is lasagna ... enjoys March Madness, boating and playing the guitar ... sports hero is Michael Jordan ... also recruited by Oregon State and Wyoming ... open major.



FORWARD/CENTER

FRESHMAN • 6-10 • 220

PAGE, ARIZ.

(PAGE H.S.)

50

CHRIS COLLINSWORTH

SUMMARY: A 6-foot-9 forward, Collinsworth is an all-around player whose versatility could make him a key contributor to the Cougars' up-tempo style of play this season. A skilled player at both the small and power forward positions, he is a talented scorer with good range and the ability to put the ball on the floor. He comes to BYU out of Provo High School where he was named the 2007 Gatorade Utah Boys' Basketball Player of the Year after leading the Bulldogs to the state title.

PROVO HIGH SCHOOL: Named the 2007 Gatorade Utah Boys' Basketball Player of the Year after helping his team win the state title with 27 points in the championship game ... first-team all-state ... also received Deseret News 4A and All-Valley MVP honors ... averaged 12 rebounds and 16.6 points per game despite playing most of the season with a fracture in his right index finger ... averaged 14.1 points, 6.5 rebounds and 3.3 assists per game to go along with 38 steals and 28 blocks while shooting 56 percent from the field as a junior ... earned first-team all-state honors after leading his team to the state championship game, scoring 20 points on 8-for-10 shooting from the field ... also named All-Valley Co-MVP by the Deseret

News and All-Valley First Team by the Provo Daily Herald ... first-team Region 7 in a vote of area coaches... broke his foot as a sophomore ... state champions as a freshman... coached by Craig Drury.

AAU: Played on the Utah Pump-N-Run AAU team coached by John Palica and Michael O'Conner, the top-rated team in the state ... helped his team finish in the Final Four of the prestigious Adidas Super 64 Tournament in Las Vegas over the summer.

PERSONAL: Parents are Jeff and Alisa ... has two sisters and two brothers ... brother Kyle is a point guard at Provo High School ... enjoys movies, music and being with his family ... sports hero is Larry Bird ... recruited by North Carolina, N.C. State, West Virginia, Oregon State, USC, Arizona, Arizona State, Utah State, Air Force, Washington State, Colorado, Colorado State and Utah ... pre-management major.



FORWARD

FRESHMAN • 6-9 • 205

PROVO, UTAH

(PROVO H.S.)

41



JIMMER FREDETTE

GUARD

GUARD • 6-2 • 190

GLENS FALLS, N.Y.

(GLENS FALLS H.S.)

32

SUMMARY: Selected as the preseason MWC Freshman of the Year, Jimmer Fredette is a tough, hard-nosed competitor who was ranked among the nation's top 75 shooting guards last season by ESPN.com. Known for his shooting touch, Fredette is a prolific scorer who set the league scoring record at Glens Falls High School (Glens Falls, N.Y.) with 2,404 career points.

GLENS FALLS HIGH SCHOOL: Ranked among the nation's top 75 shooting guards by ESPN.com ... Section II and GFHS all-time leading scorer, ranking sixth on New York's all-time scoring list, with 2,404 points ... named first-team all-state by the New York State Sportswriters Association and the Times Union as a junior and senior ... honored as the 2007 Player of the Year by the channel 7 and 10 News while being named a Number 1 All-Star by channel 13 ... averaged 28.8 points per game while making 81 three-pointers and shooting .920 from the free-throw line as a senior ... season-high 46 points while scoring more than 30 points in 12 games ... led his team to a 25-2 record and the Class A State Championship game ... 2006 Times Union and Post-Star Chronicle Player of the Year ... averaged 29.3 ppg, making 76 three-pointers and shooting .830 from the free-throw line, while helping his team earn a 21-2 record as a junior ... season-high 43 points while scoring

more than 30 points in 12 of 23 games ... led the Indians to the Section II Class A championship game, scoring 33 points, including nine in the final 1:36 to get his team to within one point before falling 54-51 ... averaged 30.1 ppg for a Glens Falls summer team that won the Stellar "Catch A Rising Star" Basketball Showcase in Allentown, Penn., in July, earning MVP honors ... NYSSWA fifth-team all-state as a sophomore ... also an all-state wide receiver as a junior ... named a Student-Athlete Scholar all four years.

AAU: Played for the Albany City Rocks, averaging more than 25 points per game ... scored 28 points in helping his team to a third-place win over the Minnesota Magic at the 2006 AAU National Championships.

PERSONAL: Has one brother and one sister ... enjoys computer games ... favorite actor is Denzel Washington ... favorite food is Angelina's pizza ... sports hero is John Stockton ... attended BYU summer camps since junior high school ... also recruited by Utah, Syracuse, Wake Forest, Seton Hall, Marshall, Fordham, Siena, George Mason, West Virginia, Virginia Tech, Penn St. and N.C. State ... pre-management major.



MICHAEL LOYD, JR.

GUARD

FRESHMAN • 6-1 • 170

LAS VEGAS, NEV.

(PALO VERDE H.S.)

1

SUMMARY: A 6-foot-1 freshman out of Las Vegas, Nev., Michael Loyd is an athletic player who can contribute at either guard position. In addition to his shooting touch, he is also known as a defensive stopper who excels in the open court as he ranked in the top 10 in steals, top 20 in scoring and top 25 in assists among all players in Nevada last year.

PALO VERDE HIGH SCHOOL: Led Palo Verde High School to a share of the Sunset Northwest League title and a 21-5 overall record as a senior ... earned Sunset Northwest First Team and All-Sunset Region Second Team accolades ... averaged 16.2 points, 4.0 rebounds, 3.3 assists and 2.4 steals while helping the Panthers advance to the Sunset Regional semifinals ... led the Sunset Northwest League in steals and assists, ranked second in scoring and three-pointers made, finished third in blocks and was fifth in rebounds ... ranked in the top 10 in steals, top 20 in scoring and top 25 in assists among all players in Nevada.

AAU: Played for the Las Vegas Prospects AAU team under head coach Anthony Brown.

PERSONAL: Parents are Michael and Pamela Loyd ... has two brothers ... father played at UNLV from 1978-81 ... enjoys ping-pong, bowling and pool ... favorite actor is Denzel Washington ... sports hero is Kobe Bryant ... attended BYU summer camps since junior high school ... also recruited by Santa Clara, Northern Iowa, Northern Arizona and Idaho ... sociology major.



NICK MARTINEAU

SUMMARY: A freshman point guard out of Fruit Heights, Utah, Nick Martineau comes to BYU from a very successful high school program and is known for his competitive drive. The McDonald's High School America nominee has the ability to contribute at the point in BYU's up-tempo system and will provide leadership both on and off the court.

DAVIS HIGH SCHOOL: McDonald's All-America nominee and Wendy's High School Heisman award winner ... averaged 15 points and six assists per game at Davis High School, earning first-team all-state honors ... also named a UHSBCA All-Star ... named region MVP as a senior and first-team all-region as a junior ... Salt Lake Tribune second-team all-state and Deseret News third-team all-state as a junior ... led the team in scoring, assists and minutes played ... career highs of 27 points and 10 assists ... also played soccer for one year and earned first-team all-state accolades as a wide receiver in football ... honored by the National Football Foundation Hall of Fame ... earned Academic all-state recognition after posting a 3.98 GPA ... served as the seminary president ... coached by Jay Welk.

AAU: Played on the Utah Pump-N-Run AAU team coached by John Palica and Michael O'Conner, the top-rated team in the state ... helped his team finish in the Final Four of the prestigious Adidas Super 64 Tournament in Las Vegas over the summer.

PERSONAL: Parents are Chris and Sherrie Martineau ... has three brothers and one sister ... brother Chad is an athletic trainer for the Oakland Raiders ... also garnered recruiting attention as a wide receiver in football ... sports hero is Steve Prefontaine ... also recruited by Southern Utah, Penn, Columbia, Princeton, Stanford, Air Force, Utah State and Utah ... psychology major.



GUARD
FRESHMAN • 5-11 • 170
FRUIT HEIGHTS, UTAH
(DAVIS H.S.)

14

MATT PINEGAR

SUMMARY: An athletic combo guard, Matt Pinegar is a good shooter known for his competitive drive and scoring ability. The two-time first-team all-state honoree recently returned from a mission for The Church of Jesus Christ of Latter-day Saints and can contribute at the point or on the wing.

TIMPVIEW HIGH SCHOOL: McDonald's High School All-America nominee ... helped his team win the region championship as a senior before falling in the state quarterfinals ... averaged 16 points, three assists and two steals per game ... named 4A first-team all-state as a junior and senior ... also earned Utah Valley MVP and Valley Player of the Year as a junior ... helped his team win the state 4A title posting 13.8 points, 4.0 assists and 2.3 steals per game as a junior ... was the only freshman on the varsity team in 2000-01 ... coached by Perry Wildeboer ... also active in a capella club.

AAU: Played for the Utah Heat AAU club under head coach Chris Jones.

PERSONAL: Parents are Steven and Lisa Pinegar ... grandfather Ed Pinegar played at BYU in the 1950's and father Steven played at Utah State in the late 1970's ... has six sisters and two brothers ... served a mission for The Church of Jesus Christ of Latter-day Saints to the Canada Toronto East mission from 2005-07 ... enjoys wakeboarding, driving, playing the piano and movies ... also recruited by Utah State ... social work major.



GUARD
FRESHMAN • 6-0 • 185
PROVO, UTAH
(TIMPVIEW H.S.)

21



TOUR DE FRANCE



The BYU men's basketball team got an early start to the 2007-08 season, completing a five-game, 11-day foreign tour of France and Monaco in August with a perfect 5-0 record. The Cougars impressed the opposition by scoring 89.2 points per game for a 23.4 average margin of victory.

"It was a great trip," BYU coach Dave Rose said. "From a coach's perspective it went just as we wanted. Everyone got to play, we really played well and shot the ball well."

Sophomore forward Jonathan Tavernari paced the team in the scoring column, pouring in 21.4 points per game. Tavernari shot 47.8 percent on the trip, including .439 accuracy on threes while making a team-high 15 triples. He added 5.4 rebounds and 3.0 assists. Junior forward/center Trent Plaisted followed in point production after his injury-shortened final outing dropped his scoring average of 20.6 over the first three games to 17.5 points for the trip. Plaisted converted a blazing 65.1 percent of his field-goal attempts and pulled down a team-best 10.3 rebounds per game.

Junior guard Lee Cummard recorded three double-double outings and nearly posted a triple-double while averaging 14.4 points and 9.8 rebounds. Cummard added 4.6 assists per contest while shooting .609 from the floor. He had highs of 19 points, 12 rebounds and 10 assists.

Senior guard Sam Burgess scored in double figures in every contest, including 22 points on 10-of-12 shooting to lead the team in its last game, which BYU played without Plaisted while he nursed an ankle sprain. Burgess averaged 15 points, 3.6 rebounds and a team-leading 5.2 assists while shooting .615 from the field and .421 from long range.

Senior Ben Murdock ran the point while averaging 9.4 points, 4.0 rebounds and 5.0 assists and made a team-best .474 from behind the three-point arc. Junior forward/center Gavin MacGregor had a strong showing with averages of 10 points, 8.2 rebounds and a team-high .710 shooting percentage. Recently returned missionary Chris Miles, a sophomore forward/center, added 4.2 ppg and 4.2 rpg while point guard Chase Ulicny pitched in 0.8 ppg, 1.6 rpg and 1.2 apg.


BYU started the trip by defeating the Paris All-Stars, 90-68, on Aug. 17 before earning an 89-59 victory over Lyon BBC on Aug. 20. The next night the Cougars played again in Lyon, defeating Saint Etienne, a Pro B level squad, by a score of 92-73. BYU downed Golfe-Juan in Cannes, 89-68, on Aug. 23 before finishing with an 86-61 victory over AS Monaco on Aug. 24.

The team also had the chance to do some sightseeing in France and Monaco. The Cougars spent time in Paris visiting the Eiffel Tower and other sites such as the Louvre Museum and Notre Dame Cathedral. They enjoyed the opportunity to attend Church in Paris. The Cougars also visited Cannes and Monaco before returning home.

"We got a lot closer as a team, and we got to see some sites," Tavernari said. "But most important was that we got to practice and play games and get an early start on the season as we get ready to defend our Mountain West Conference title."

Per NCAA rules, teams are allowed a foreign tour once every four years along with 10 additional practice days. Prior to the France excursion, the Cougars' last trip abroad came in the summer of 2003 with a 12-day, five-game tour of Australia. BYU advanced to the NCAA Tournament the following season with a 21-9 overall record.

This year's tour marked the 11th trip to France for a BYU sports team and the third for the men's basketball team, including a 1988 jaunt to Belgium, England, France, the Netherlands and Germany and a 1994 tour through Slovenia, Italy and France. In all, the men's basketball program has participated in nine foreign tours.



**BYU Basketball Stats
Tour of France**

JONATHAN TAVERNARI	FG	3PT	FT	RB	AST	TO	PTS
Paris AS	9/16	0/2	0/0	4	3	1	18
Lyon BBC	7/16	5/7	3/4	3	4	1	22
Saint Etienne	11/19	6/9	0/1	7	4	1	28
Golfe-Juan	9/19	2/7	4/5	7	3	0	24
AS Monaco	5/16	2/6	3/3	6	1	4	15
TOTAL	41/86	15/31	10/13	27	15	7	107
AVERAGES	.478	.439	.769	5.4	3.0	1.4	21.4

TRENT PLAISTED	FG	3PT	FT	RB	AST	TO	PTS
Paris AS	10/15	0/0	2/6	15	2	4	22
Lyon BBC	5/6	0/0	4/9	12	3	3	14
Saint Etienne	9/15	0/0	8/10	10	2	4	26
Golfe-Juan	4/7	0/0	0/0	4	1	0	8
AS Monaco	DNP – injury						
TOTAL	28/43	0/0	14/25	41	8	11	70
AVERAGES	.651	.000	.560	10.3	2.0	2.8	17.5

SAM BURGESS	FG	3PT	FT	RB	AST	TO	PTS
Paris AS	4/8	3/5	0/0	5	3	3	11
Lyon BBC	6/9	2/3	1/3	1	5	1	15
Saint Etienne	5/7	1/2	1/3	1	8	0	12
Golfe-Juan	7/16	0/6	1/1	6	5	4	15
AS Monaco	10/12	2/3	0/0	5	5	5	22
TOTAL	32/52	8/19	3/7	18	26	13	75
AVERAGES	.615	.421	.429	3.6	5.2	2.6	15.0

LEE CUMMARD	FG	3PT	FT	RB	AST	TO	PTS
Paris AS	8/11	1/1	2/3	10	2	6	19
Lyon BBC	7/11	0/3	3/7	11	5	5	17
Saint Etienne	3/7	1/3	2/2	9	10	2	9
Golfe-Juan	6/8	1/3	2/2	12	5	3	15
AS Monaco	4/9	0/2	4/4	7	1	2	12
TOTAL	28/46	3/12	13/18	49	23	18	72
AVERAGES	.609	.250	.722	9.8	4.6	3.6	14.4

BEN MURDOCK	FG	3PT	FT	RB	AST	TO	PTS
Paris AS	1/5	0/4	0/0	6	6	6	2
Lyon BBC	3/3	3/3	0/0	4	4	3	9
Saint Etienne	3/8	2/4	0/0	4	5	3	8
Golfe-Juan	4/9	3/5	1/2	4	5	1	12
AS Monaco	6/8	1/3	3/4	2	5	6	16
TOTAL	17/33	9/19	4/6	20	25	19	47
AVERAGES	.515	.474	.667	4.0	5.0	3.8	9.4

GAVIN MACGREGOR	FG	3PT	FT	RB	AST	TO	PTS
Paris AS	5/7	0/0	1/4	12	1	3	11
Lyon BBC	3/7	0/0	2/5	7	0	4	8
Saint Etienne	3/5	0/0	1/1	3	0	0	7
Golfe-Juan	5/6	0/0	2/4	12	0	0	12
AS Monaco	6/6	0/0	2/4	7	0	5	12
TOTAL	22/31	0/0	8/18	41	1	12	50
AVERAGES	.710	.000	.444	8.2	0.2	2.4	10.0

CHRIS MILES	FG	3PT	FT	RB	AST	TO	PTS
Paris AS	3/6	0/0	0/2	5	1	2	6
Lyon BBC	2/3	0/0	0/2	3	1	5	4
Saint Etienne	1/2	0/0	0/0	4	0	1	2


Golfe-Juan	1/5	0/0	0/2	4	0	4	2
AS Monaco	1/4	0/0	3/4	5	1	1	7
TOTAL	8/20	0/0	3/10	21	3	13	21
AVERAGES	.400	.000	.300	4.2	0.6	2.6	4.2

CHASE ULICNY	FG	3PT	FT	RB	AST	TO	PTS
Paris AS	0/1	0/0	1/2	2	1	3	1
Lyon BBC	0/0	0/0	0/0	3	2	4	0
Saint Etienne	0/1	0/0	0/0	1	0	1	0
Golfe-Juan	0/2	0/1	1/2	1	2	1	1
AS Monaco	1/2	0/0	0/0	1	1	4	2
TOTAL	1/6	0/1	2/4	8	6	13	4
AVERAGES	.167	.000	.500	1.6	1.2	2.6	0.8



BYU MEN'S BASKETBALL FOREIGN TOURS

- Brazil (1950)
- Chile, Brazil, Argentina, Uruguay, Paraguay, Mexico (1965)
- Korea, the Philippines, Australia, New Zealand, Tahiti (1967)
- Italy, Yugoslavia (1979)
- Belgium, England, France, The Netherlands, Germany (1988)
- Slovenia, Italy, France (1994)
- England, Croatia, Italy (1999)
- Australia (2003)
- France, Monaco (2007)





SAM BURGESS CAREER STATISTICS

BURGESS 2006-07 GAME-BY-GAME

OPPONENT	DATE	GS	MIN	FG	FGA	PCT	3FG	FGA	PCT	FT	FTA	PCT	OFF	DEF	TOT	AVG	PF	FO	A	TO	BLK	STL	PTS	AVG
at No. 5 UCLA	11/15/06	18	3	3	1.000	3	3	1.000	0	0	.000	0	2	2	2.0	0	0	3	1	0	0	0	9	9.0
IDAHO STATE	11/18/06	9	0	1	.000	0	1	.000	1	2	.500	0	0	0	1.0	1	0	0	2	0	0	0	1	5.0
PORTLAND	11/22/06	19	4	8	.500	3	5	.600	2	3	.667	0	2	2	1.3	1	0	0	0	0	1	13	7.7	
SOUTHERN UTAH	11/24/06	21	2	5	.400	1	3	.333	1	3	.333	2	1	3	1.8	2	0	5	1	0	0	0	6	7.3
at Boise State	11/29/06	9	0	0	.000	0	0	.000	0	0	.000	1	0	1	1.6	1	0	0	2	0	0	0	0	5.8
at Weber State	12/02/06	5	0	0	.000	0	0	.000	0	0	.000	0	0	0	1.3	1	0	0	1	0	0	0	0	4.8
SAN JOSE STATE	12/06/06	10	3	3	1.000	1	1	1.000	0	0	.000	0	0	0	1.1	1	0	1	0	0	0	0	7	5.1
vs No. 25 Michigan State	12/09/06	10	1	2	.500	0	0	.000	0	0	.000	1	1	2	1.3	2	0	1	0	0	0	0	2	4.8
at Lamar	12/13/06	5	0	2	.000	0	1	.000	0	0	.000	0	1	1	1.2	1	0	1	0	0	0	0	0	4.2
UTAH STATE	12/16/06	2	0	0	.000	0	0	.000	0	0	.000	0	0	0	1.1	0	0	0	0	0	0	0	0	3.8
WESTERN OREGON	12/22/06	19	4	4	1.000	2	2	1.000	0	2	.000	0	2	2	1.2	0	0	3	1	0	3	10	4.4	
LIBERTY	12/28/06	20	4	6	.667	2	3	.667	2	2	1.000	1	2	3	1.3	3	0	0	1	0	0	0	12	6.1
ORAL ROBERTS	12/29/06	3	0	0	.000	0	0	.000	1	2	.500	0	0	0	1.1	0	0	0	1	0	0	0	1	5.6
SETON HALL	12/30/06	2	0	0	.000	0	0	.000	0	0	.000	0	1	1	1.2	0	0	0	2	0	0	0	0	4.4
SAN DIEGO STATE	01/06/07	2	1	2	.500	0	1	.000	0	0	.000	0	0	0	1.1	1	0	0	0	0	0	0	2	4.2
TCU	01/10/07	12	0	1	.000	0	1	.000	3	4	.750	1	3	4	1.3	0	0	1	1	0	0	0	3	4.1
at UNLV	01/13/07				DNP																			
WYOMING	01/16/07	3	0	1	.000	0	1	.000	0	0	.000	0	1	1	1.3	0	0	0	0	0	0	0	0	3.9
at Colorado State	01/20/07				DNP																			
at New Mexico	01/24/07	13	1	2	.500	1	2	.500	2	2	1.000	0	1	1	1.3	1	0	2	2	0	0	0	5	3.9
NO. 13 AIR FORCE	01/27/07	1	0	0	.000	0	0	.000	0	0	.000	0	1	1	1.3	0	0	0	0	0	0	1	0	3.7
at Utah	01/31/07				DNP																			
NO. 25 UNLV	02/03/07	10	1	2	.500	1	1	1.000	0	0	.000	1	2	3	1.4	0	0	2	0	0	0	0	3	3.7
at Wyoming	02/06/07	13	0	3	.000	0	1	.000	0	0	.000	1	0	1	1.3	2	0	1	0	0	0	0	0	3.5
at TCU	02/10/07	10	2	2	1.000	0	0	.000	1	2	.500	0	1	1	1.3	2	0	1	0	0	1	5	3.6	
NEW MEXICO	02/14/07	11	2	2	1.000	0	0	.000	0	0	.000	0	1	1	1.3	3	0	2	0	0	0	0	4	3.6
COLORADO STATE	02/21/07	12	1	4	.250	0	3	.000	0	0	.000	0	1	1	1.3	2	0	2	1	0	1	2	3.5	
at San Diego State	02/24/07	21	3	6	.500	0	1	.000	1	1	1.000	2	0	2	1.3	2	0	2	1	0	2	7	3.7	
at No. 20 Air Force	02/27/07	14	1	3	.333	0	0	.000	0	0	.000	0	0	0	1.3	2	0	0	0	0	0	0	2	3.6
UTAH	03/03/07	17	5	5	1.000	1	1	1.000	4	4	1.000	2	2	4	1.4	2	0	1	1	1	1	0	15	4.0
vs TCU	03/08/07	7	0	0	.000	0	0	.000	0	0	.000	1	1	2	1.4	0	0	1	1	0	0	0	0	3.9
vs Wyoming	03/09/07	8	0	0	.000	0	0	.000	0	0	.000	2	0	2	1.4	1	0	1	1	0	0	1	0	3.8
at No. 25 UNLV	03/10/07	3	0	1	.000	0	0	.000	0	0	.000	0	1	1	1.4	0	0	1	0	0	1	0	0	3.6
vs Xavier	03/15/07	6	1	2	.500	0	0	.000	0	0	.000	3	2	5	1.5	1	0	1	0	0	0	0	2	3.6
Totals		0	315	39	70	.557	15	31	.484	18	27	.667	18	29	47	1.5	32	0	31	21	1	10	111	3.6

BURGESS 2004-05 GAME-BY-GAME

OPPONENT	DATE	GS	MIN	FG	FGA	PCT	3FG	FGA	PCT	FT	FTA	PCT	OFF	DEF	TOT	AVG	PF	FO	A	TO	BLK	STL	PTS	AVG
vs. North Carolina	11/22/04	15	2	7	.286	0	2	.000	0	0	.000	0	1	1	1.0	4	0	0	2	0	0	0	4	4.0
vs. Stanford	11/23/04	8	0	3	.000	0	2	.000	0	0	.000	0	1	1	1.0	1	0	1	0	0	0	0	0	2.0
vs. Chaminade	11/24/04	26	3	11	.273	2	6	.333	0	0	.000	1	2	3	1.7	3	0	0	2	3	2	8	4.0	
California	11/27/04	*	12	1	5	.200	1	4	.250	3	3	1.000	1	0	1	1.5	3	0	0	1	0	1	6	4.5
at Utah State	12/01/04	9	1	2	.500	0	0	.000	0	0	.000	0	1	1	1.4	0	0	0	1	0	0	0	2	4.0
at USC	12/04/04				DNP																			
Boise State	12/08/04				DNP																			
vs Washington State	12/11/04	4	0	0	.000	0	0	.000	0	0	.000	0	0	0	1.2	1	0	0	1	0	0	0	0	3.3
Utah State	12/18/04	9	2	5	.400	1	1	1.000	0	0	.000	0	0	0	1.0	2	0	0	0	0	0	1	5	3.6
North Carolina State	12/21/04	0	0	1	.000	0	1	.000	0	0	.000	0	1	1	1.0	0	0	0	0	0	0	0	0	3.1
at Weber State	12/23/04	1	0	0	.000	0	0	.000	0	0	.000	0	0	0	0.9	0	0	0	0	0	0	0	0	2.8
Southern Utah	12/28/04	12	1	4	.250	1	3	.333	2	2	1.000	1	0	1	0.9	4	0	0	1	0	0	0	5	3.0
Santa Clara	12/31/04	2	0	0	.000	0	0	.000	0	0	.000	0	0	0	0.8	1	0	0	0	0	0	0	0	2.7
at Saint Mary's (Calif.)	01/04/05	6	0	2	.000	0	0	.000	0	0	.000	0	0	0	0.8	0	0	1	1	0	0	0	0	2.5
San Diego State	01/08/05	2	0	1	.000	0	1	.000	0	0	.000	0	1	1	0.8	1	0	0	1	0	0	0	0	2.3
Montana State-Billings	01/11/05	18	1	4	.250	1	1	1.000	3	4	.750	1	2	3	0.9	4	0	4	2	0	3	6	2.6	
at Colorado State	01/15/05	4	0	0	.000	0	0	.000	0	0	.000	0	0	0	0.9	1	0	1	0	0	0	0	0	2.4
at Wyoming	01/17/05	14	1	2	.500	1	2	.500	0	0	.000	0	2	2	0.9	1	0	1	2	0	1	3	2.4	
Air Force	01/22/05	3	0	0	.000	0	0	.000	0	0	.000	0	0	0	0.9	1	0	0	1	0	0	0	0	2.3
New Mexico	01/24/05	8	0	2	.000	0	1	.000	0	0	.000	0	1	1	0.9	1	0	1	1	0	0	0	0	2.2
Utah	01/31/05	2	0	0	.000	0	0	.000	0	0	.000	0	0	0	0.8	0	0	0	0	0	0	0	0	2.1
at UNLV	02/05/05	3	0	0	.000	0	0	.000	0	0	.000	0	1	1	0.9	1	0	1	0	0	0	0	0	2.0
at San Diego State	02/07/05	4	0	2	.000	0	1	.000	0	0	.000	0	0	0	0.8	0	0	0	0	0	0	1	0	1.9
Wyoming	02/12/05	4	0	2	.000	0	2	.000	0	0	.000	0	0	0	0.8	1	0	0	0	0	0	0	0	1.8
Colorado State	02/14/05				DNP																			
at New Mexico	02/19/05	15	2	3	.667	0	0	.000	1	2	.500	2	0	2	0.8	3	0	0	2	0	2	5	1.9	
at Air Force	02/21/05	18	3	8	.375	3	4	.750	0	0	.000	1	1	2	0.9	2	0	1	2	0	0	9	2.2	
at Utah	02/26/05	5	1	2	.500	0	0	.000	0	0	.000	1	0	1	0.9	1	0	0	1	0	0	0	2	2.2
UNLV	03/05/05	1	1	1	1.000	0	0	.000	0	0	.000	1	0	1	0.9	0	0	0	0	0	0	0	0	2.2
vs. New Mexico	03/10/05	10	0	3	.000	0	2	.000	0	0	.000	0	1	1	0.9	0	0	1	1	0	0	0	0	2.1
Totals		1	215	19	70	.271	10	33	.303	9	11	.818	9	15	24	0.9	36	0	12	22	3	11	57	2.1

BURGESS VS. THE MOUNTAIN WEST CONFERENCE

TEAM	GP	GS	MIN	AVG	FG	FGA	PCT	3FG	FGA	PCT	FT	FTA	PCT	OFF	DEF	TOT	AVG	PF	FO	A	TO	BLK	ST
------	----	----	-----	-----	----	-----	-----	-----	-----	-----	----	-----	-----	-----	-----	-----	-----	----	----	---	----	-----	----



BURGESS IN THE NCAA TOURNAMENT

YEAR	GP	GS	MIN	AVG	FG	FGA	PCT	3FG	FGA	PCT	FT	FTA	PCT	OFF	DEF	TOT	AVG	PF	FO	A	TO	BLK	STL	PTS	AVG	W-L
2007	1	0	6	6.0	1	2	.500	0	0	.000	0	0	.000	3	2	5	5.0	1	0	1	0	0	0	2	2.0	0-1
Totals	1	0	6	6.0	1	2	.500	0	0	.000	0	0	.000	3	2	5	5.0	1	0	1	0	0	0	2	2.0	0-1

VUK IVANOVIC CAREER STATISTICS

IVANOVIC 2006-07 GAME-BY-GAME

OPPONENT	DATE	GS	MIN	FG	FGA	PCT	3FG	FGA	PCT	FT	FTA	PCT	OFF	DEF	TOT	AVG	PF	FO	A	TO	BLK	STL	PTS	AVG		
at No. 5 UCLA	11/15/06	15	1	3	.333	0	0	.000	0	0	.000	0	1	1	1.0	3	0	0	0	0	0	0	2	2.0		
IDAHO STATE	11/18/06	17	2	2	1.000	0	0	.000	3	4	.750	0	3	3	2.0	0	0	2	0	1	7	4.5				
PORTLAND	11/22/06	19	3	9	.333	0	0	.000	1	2	.500	2	7	9	4.3	2	0	0	3	0	7	5.3				
SOUTHERN UTAH	11/24/06	8	1	4	.250	0	0	.000	0	0	.000	1	1	2	3.8	1	0	1	1	1	0	2	4.5			
at Boise State	11/29/06	8	0	2	.000	0	0	.000	0	0	.000	0	1	1	3.2	1	0	0	0	0	0	0	3.6			
at Weber State	12/02/06	8	2	2	1.000	0	0	.000	0	0	.000	0	2	2	3.0	1	0	2	3	0	4	3.7				
SAN JOSE STATE	12/06/06																									
vs No. 25 Michigan State	12/09/06	3	0	0	.000	0	0	.000	0	0	.000	0	0	0	2.6	0	0	0	0	0	0	0	0	3.1		
at Lamar	12/13/06	3	0	0	.000	0	0	.000	0	0	.000	2	0	2	2.5	1	0	0	1	0	0	0	0	2.8		
UTAH STATE	12/16/06																									
WESTERN OREGON	12/22/06	14	4	8	.500	0	0	.000	2	2	1.000	2	4	6	2.9	1	0	1	1	0	0	10	3.6			
LIBERTY	12/28/06																									
ORAL ROBERTS	12/29/06																									
SETON HALL	12/30/06	11	0	3	.000	0	0	.000	0	0	.000	0	4	4	3.0	0	0	1	1	4	0	0	0	3.2		
SAN DIEGO STATE	01/06/07	6	0	1	.000	0	0	.000	0	0	.000	0	1	1	2.8	1	0	0	0	0	0	0	0	2.9		
TCU	01/10/07	11	2	3	.667	0	0	.000	0	0	.000	0	2	2	2.8	3	0	1	1	0	0	4	3.0			
at UNLV	01/13/07	2	0	0	.000	0	0	.000	0	0	.000	0	1	1	2.6	0	0	2	1	0	0	0	0	2.8		
WYOMING	01/16/07																									
at Colorado State	01/20/07	7	1	2	.500	0	0	.000	0	0	.000	1	1	2	2.6	2	0	0	0	0	0	2	2.7			
at New Mexico	01/24/07	6	1	5	.200	0	0	.000	0	0	.000	0	0	0	2.4	1	0	1	0	1	0	2	2.7			
NO. 13 AIR FORCE	01/27/07																									
at Utah	01/31/07	9	1	3	.333	0	0	.000	0	0	.000	2	3	5	2.6	2	0	0	1	0	0	2	2.6			
NO. 25 UNLV	02/03/07	3	1	2	.500	0	0	.000	0	0	.000	1	1	2	2.5	2	0	0	0	0	0	0	2	2.6		
at Wyoming	02/06/07	3	0	1	.000	0	0	.000	0	0	.000	0	0	0	2.4	0	0	0	0	0	0	0	0	2.4		
at TCU	02/10/07	11	1	2	.500	0	0	.000	0	1	.000	1	3	4	2.5	1	0	0	1	1	1	2	2.4			
NEW MEXICO	02/14/07	7	0	0	.000	0	0	.000	0	0	.000	0	1	1	2.4	1	0	0	0	0	0	0	0	2.3		
COLORADO STATE	02/21/07																									
at San Diego State	02/24/07	2	0	0	.000	0	0	.000	0	0	.000	0	0	0	2.3	0	0	1	0	0	0	0	0	2.2		
at No. 20 Air Force	02/27/07																									
UTAH	03/03/07	6	1	2	.500	0	0	.000	0	1	.000	0	2	2	2.3	3	0	0	0	0	0	0	2	2.2		
vs TCU	03/08/07	4	2	2	1.000	0	0	.000	1	3	.333	1	0	1	2.2	3	0	0	0	0	0	0	5	2.3		
vs Wyoming	03/09/07																									
at No. 25 UNLV	03/10/07																									
vs Xavier	03/15/07	5	0	0	.000	0	0	.000	0	0	.000	0	1	1	2.2	1	0	0	1	0	0	0	0	2.2		
Totals	1	188	23	56	.411	0	0	.000	7	13	.538	13	39	52	2.2	30	0	10	17	7	2	53	2.2			

IVANOVIC VS. THE MOUNTAIN WEST CONFERENCE

TEAM	GP	GS	MIN	AVG	FG	FGA	PCT	3FG	FGA	PCT	FT	FTA	PCT	OFF	DEF	TOT	AVG	PF	FO	A	TO	BLK	STL	PTS	AVG	W-L	
Air Force																											
Colorado State	1	0	7	7.0	1	2	.500	0	0	.000	0	0	.000	1	1	2	2.0	2	0	0	0	0	2	2.0	0-1		
New Mexico	2	0	13	6.5	1	5	.200	0	0	.000	0	0	.000	0	1	1	0.5	2	0	1	0	1	0	2	1.0	2-0	
San Diego State	2	0	8	4.0	0	1	.000	0	0	.000	0	0	.000	0	1	1	0.5	1	0	1	0	0	0	0	0.0	1-1	
TCU	3	0	26	8.7	5	7	.714	0	0	.000	1	4	.250	2	5	7	2.3	7	0	1	2	1	11	3.7	3-0		
UNLV	2	0	5	2.5	1	2	.500	0	0	.000	0	0	.000	1	2	3	1.5	2	0	2	1	0	0	2	1.0	1-1	
Utah	2	0	15	7.5	2	5	.400	0	0	.000	0	0	.000	2	5	7	3.5	5	0	0	1	0	0	4	2.0	2-0	
Wyoming	1	0	3	3.0	0	1	.000	0	0	.000	0	0	.000	0	0	0	2.4	0	0	0	0	0	0	0	0.0	1-0	
Totals	13	0	77	5.9	10	22	.455	0	0	.000	1	4	.250	6	15	21	1.6	19	0	5	4	2	1	21	1.6	10-3	

IVANOVIC IN THE CONFERENCE TOURNAMENT

YEAR	GP	GS	MIN	AVG	FG	FGA	PCT	3FG	FGA	PCT	FT	FTA	PCT	OFF	DEF	TOT	AVG	PF	FO	A	TO	BLK	STL	PTS	AVG	W-L
2007	1	0	4	4.0	2	2	1.000	0	0	.000	1	3	.333	1	0	1	1.0	3	0	0	0	0	0	5	5.0	1-0
Totals	1	0	4	4.0	2	2	1.000	0	0	.000	1	3	.333	1	0	1	1.0	3	0	0	0	0	0	5	5.0	1-0

IVANOVIC IN THE NCAA TOURNAMENT

YEAR	GP	GS	MIN	AVG	FG	FGA	PCT	3FG	FGA	PCT	FT	FTA	PCT	OFF	DEF	TOT	AVG	PF	FO	A	TO	BLK	STL	PTS	AVG	W-L
2007	1	0	5	5.0	0	0	.000	0	0	.000	0	0	.000	0	1	1	1.0	1	0	0	1	0	0	0	0.0	0-1
Totals	1	0	5	5.0	0	0	.000	0	0	.000	0	0	.000	0	1	1	1.0	1	0	0	1	0	0	0	0.0	0-1

BEN MURDOCK CAREER STATISTICS

MURDOCK 2006-07 GAME-BY-GAME

OPPONENT	DATE	GS	MIN	FG	FGA	PCT	3FG	FGA	PCT	FT	FTA	PCT	OFF	DEF	TOT	AVG	PF	FO	A	TO	BLK	STL	PTS	AVG		
at No. 5 UCLA	11/15/06	1	0	0	.000	0	0	.000	0	0	.000	0	0	0	0.0	0	0	0	0	0	0	0	0	0.0		
IDAHO STATE	11/18/06	3	0	0	.000	0	0	.000	0	0	.000	0	0	0	0.0	1	0	0	0	0	0	0	0	0.0		
PORTLAND	11/22/06	8	1	2	.500	0	0	.000	0	1	.000	0	0	0	0.0	0	0	1	0	0	0	0	2	0.7		
SOUTHERN UTAH	11/24/06	3	0	1	.000	0	0	.000	0	0	.000	0	1	1	0.3	1	0	0	0	0	0	0	0	0.5		
at Boise State	11/29/06																									
at Weber State	12/02/06	2	0	0	.000	0	0	.000	0	0	.000	0	0	0	0.2	0	0	0	0	0	0	0	0	0.4		
SAN JOSE STATE	12/06/06	7	0	1	.000	0	0	.000	0	0	.000	1	1	2	0.5	1	0	1	1	0	0					



WESTERN OREGON	12/22/06	17	2	3	.667	2	3	.667	3	4	.750	1	2	3	0.6	2	0	3	2	0	1	9	1.4	
LIBERTY	12/28/06																							
ORAL ROBERTS	12/29/06																							
SETON HALL	12/30/06	3	0	0	.000	0	0	.000	0	0	.000	0	0	0	0.5	0	0	0	0	0	0	0	1.3	
SAN DIEGO STATE	01/06/07	2	0	0	.000	0	0	.000	0	0	.000	0	0	0	0.5	0	0	0	0	0	0	0	1.2	
TCU	01/10/07	14	1	4	.250	0	2	.000	0	0	.000	1	1	2	0.6	2	0	1	1	0	0	2	1.2	
at UNLV	01/13/07	14	1	2	.500	1	2	.500	0	0	.000	1	0	1	0.6	5	1	2	0	0	0	3	1.4	
WYOMING	01/16/07	8	1	3	.333	1	2	.500	2	2	1.000	1	1	2	0.7	4	0	0	0	0	0	5	1.6	
at Colorado State	01/20/07	15	0	1	.000	0	1	.000	2	2	1.000	0	1	1	0.8	1	0	2	1	0	0	2	1.6	
at New Mexico	01/24/07	5	0	0	.000	0	0	.000	0	0	.000	0	0	0	0.7	1	0	0	1	0	0	1.5		
NO. 13 AIR FORCE	01/27/07	6	0	1	.000	0	0	.000	0	0	.000	1	0	1	0.7	1	0	0	0	0	1	0	1.4	
at Utah	01/31/07	4	0	0	.000	0	0	.000	2	2	1.000	0	1	1	0.7	0	0	0	0	0	1	2	1.5	
NO. 25 UNLV	02/03/07	12	1	3	.333	0	0	.000	0	2	.000	1	2	3	0.9	2	0	4	1	0	1	2	1.5	
at Wyoming	02/06/07	13	2	2	1.000	0	0	.000	0	0	.000	0	1	1	0.9	2	0	4	2	0	0	4	1.6	
at TCU	02/10/07	9	2	3	.667	1	1	1.000	0	1	1.000	0	1	1	0.9	0	0	1	1	0	0	5	1.8	
NEW MEXICO	02/14/07	6	0	1	.000	0	1	.000	0	0	.000	0	0	0	0.8	0	0	2	0	0	0	0	1.7	
COLORADO STATE	02/21/07	4	0	1	.000	0	0	.000	3	4	.750	0	1	1	0.8	0	0	0	0	0	0	3	1.8	
at San Diego State	02/24/07	10	0	1	.000	0	1	.000	0	0	.000	0	1	1	0.8	0	0	2	1	0	0	0	1.7	
at No. 20 Air Force	02/27/07	9	0	0	.000	0	0	.000	0	0	.000	0	0	0	0.8	1	0	1	0	0	2	0	1.6	
UTAH	03/03/07	10	0	0	.000	0	0	.000	0	0	.000	0	0	0	0.8	0	0	3	1	0	1	0	1.6	
vs TCU	03/08/07	11	0	0	.000	0	0	.000	3	4	.750	0	1	1	0.8	1	0	2	2	0	0	3	1.6	
vs Wyoming	03/09/07	9	0	1	.000	0	0	.000	0	0	.000	0	1	1	0.8	4	0	1	0	0	0	0	1.6	
at No. 25 UNLV	03/10/07	6	0	0	.000	0	0	.000	0	0	.000	0	1	1	0.8	1	0	1	0	0	0	0	1.5	
vs Xavier	03/15/07	2	0	0	.000	0	0	.000	0	0	.000	0	0	0	0.8	2	0	0	0	0	0	0	1.5	
Totals		0	225	12	33	.364	6	16	.375	15	22	.682	7	17	24	0.8	33	1	32	15	0	9	45	1.5

MURDOCK VS. THE MOUNTAIN WEST CONFERENCE

TEAM	GP	GS	MIN	AVG	FG	FGA	PCT	3FG	FGA	PCT	FT	FTA	PCT	OFF	DEF	TOT	AVG	PF	FO	A	TO	BLK	STL	PTS	AVG	W-L
Air Force	2	0	15	7.5	0	1	.000	0	0	.000	0	0	.000	1	0	1	0.5	2	0	1	0	0	3	0	0.0	2-0
Colorado State	2	0	19	9.5	0	2	.000	0	1	.000	5	6	.833	0	2	2	1.0	1	0	2	1	0	0	5	2.5	1-1
New Mexico	2	0	11	5.5	0	1	.000	0	1	.000	0	0	.000	0	0	0	0.0	1	0	2	1	0	0	0	0.0	2-0
San Diego State	2	0	12	6.0	0	1	.000	0	1	.000	0	0	.000	0	1	1	0.5	0	0	2	1	0	0	0	0.0	1-1
TCU	3	0	34	11.3	3	7	.429	1	3	.333	3	5	.600	1	3	4	1.3	3	0	4	4	0	10	3.3	3-0	
UNLV	3	0	32	10.7	2	5	.400	1	2	.500	0	0	.000	2	3	5	0.6	8	1	7	1	0	1	5	1.7	1-2
Utah	2	0	14	7.0	0	0	.000	0	0	.000	2	2	1.000	0	1	1	0.5	0	0	3	1	0	2	2	1.0	2-0
Wyoming	3	0	30	10.0	3	6	.500	1	2	.500	2	2	1.000	1	3	4	1.3	10	0	5	2	0	0	9	3.0	3-0
Totals	19	0	167	8.8	8	23	.348	3	10	.300	12	15	.800	5	13	18	0.9	25	1	26	11	0	6	31	1.6	15-4

MURDOCK IN THE CONFERENCE TOURNAMENT

YEAR	GP	GS	MIN	AVG	FG	FGA	PCT	3FG	FGA	PCT	FT	FTA	PCT	OFF	DEF	TOT	AVG	PF	FO	A	TO	BLK	STL	PTS	AVG	W-L
2007	3	0	26	8.7	0	1	.000	0	0	.000	3	4	.750	0	3	3	1.0	6	0	4	2	0	0	3	1.0	2-1
Totals	3	0	26	8.7	0	1	.000	0	0	.000	3	4	.750	0	3	3	1.0	6	0	4	2	0	0	3	1.0	2-1

MURDOCK IN THE NCAA TOURNAMENT

YEAR	GP	GS	MIN	AVG	FG	FGA	PCT	3FG	FGA	PCT	FT	FTA	PCT	OFF	DEF	TOT	AVG	PF	FO	A	TO	BLK	STL	PTS	AVG	W-L
2007	1	0	2	2.0	0	0	.000	0	0	.000	0	0	.000	0	0	0	0.0	2	0	0	0	0	0	0	0.0	0-1
Totals	1	0	2	2.0	0	0	.000	0	0	.000	0	0	.000	0	0	0	0.0	2	0	0	0	0	0	0	0.0	0-1

LEE CUMMARD CAREER STATISTICS

CUMMARD 2006-07 GAME-BY-GAME

OPPONENT	DATE	GS	MIN	FG	FGA	PCT	3FG	FGA	PCT	FT	FTA	PCT	OFF	DEF	TOT	AVG	PF	FO	A	TO	BLK	STL	PTS	AVG
at No. 5 UCLA	11/15/06	*	18	3	5	.600	2	3	.667	1	1	1.000	0	3	3	3.0	3	0	2	1	1	0	9	9.0
IDAHO STATE	11/18/06	*	33	2	6	.333	0	3	.000	2	2	1.000	2	4	6	4.5	3	0	3	2	1	2	6	7.5
PORTLAND	11/22/06	*	18	4	6	.667	2	2	1.000	4	5	.800	1	1	2	3.7	5	1	1	0	1	1	14	9.7
SOUTHERN UTAH	11/24/06	*	32	3	8	.375	1	4	.250	1	2	.500	4	4	8	4.8	1	0	4	2	0	2	8	9.3
at Boise State	11/29/06	*	34	3	7	.429	3	5	.600	0	0	.000	1	4	5	4.8	5	1	1	0	0	1	9	9.2
at Weber State	12/02/06	*	32	5	9	.556	1	3	.333	1	1	1.000	1	4	5	4.8	4	0	0	1	0	1	12	9.7
SAN JOSE STATE	12/06/06	*	30	5	6	.833	1	1	1.000	0	0	.000	3	3	6	5.0	3	0	5	2	2	4	11	9.9
vs No. 25 Michigan State	12/09/06	*	30	4	6	.667	1	2	.500	1	1	1.000	1	2	3	4.8	5	1	3	0	1	3	10	9.9
at Lamar	12/13/06	*	31	3	8	.375	1	4	.250	1	2	.500	1	5	6	4.9	1	0	4	0	0	2	8	9.7
UTAH STATE	12/16/06	*	35	1	5	.200	1	3	.333	0	0	.000	0	7	7	5.1	1	0	3	1	0	1	3	9.0
WESTERN OREGON	12/22/06	*	20	5	6	.833	2	2	1.000	2	2	1.000	3	3	6	5.2	2	0	4	1	0	3	14	9.5
LIBERTY	12/28/06	*	26	1	2	.500	1	1	1.000	2	2	1.000	1	5	6	5.8	3	0	5	0	1	1	5	9.1
ORAL ROBERTS	12/29/06	*	34	6	13	.462	1	6	.167	0	0	.000	3	6	9	6.1	2	0	5	2	0	1	13	9.6
SETON HALL	12/30/06	*	34	6	9	.667	2	2	1.000	2	2	1.000	7	5	12	6.0	1	0	0	2	0	0	16	9.9
SAN DIEGO STATE	01/06/07	*	36	5	12	.417	3	6	.500	3	4	.750	4	7	11	6.3	3	0	4	5</				



CUMMARD 2005-06 GAME-BY-GAME

Table with 26 columns: OPPONENT, DATE, GS, MIN, FG, FGA, PCT, 3FG, FGA, PCT, FT, FTA, PCT, OFF, DEF, TOT, AVG, PF, FO, A, TO, BLK, STL, PTS, AVG. Lists game-by-game stats for the 2005-06 season.

CUMMARD VS. THE MOUNTAIN WEST CONFERENCE

Table with 26 columns: TEAM, GP, GS, MIN, AVG, FG, FGA, PCT, 3FG, FGA, PCT, FT, FTA, PCT, OFF, DEF, TOT, AVG, PF, FO, A, TO, BLK, STL, PTS, AVG, W-L. Summary stats for Mountain West Conference games.

CUMMARD IN THE CONFERENCE TOURNAMENT

Table with 26 columns: YEAR, GP, GS, MIN, AVG, FG, FGA, PCT, 3FG, FGA, PCT, FT, FTA, PCT, OFF, DEF, TOT, AVG, PF, FO, A, TO, BLK, STL, PTS, AVG, W-L. Summary stats for conference tournament games.

CUMMARD IN THE NCAA TOURNAMENT

Table with 26 columns: YEAR, GP, GS, MIN, AVG, FG, FGA, PCT, 3FG, FGA, PCT, FT, FTA, PCT, OFF, DEF, TOT, AVG, PF, FO, A, TO, BLK, STL, PTS, AVG, W-L. Summary stats for NCAA tournament games.

CUMMARD IN THE NIT

Table with 26 columns: YEAR, GP, GS, MIN, AVG, FG, FGA, PCT, 3FG, FGA, PCT, FT, FTA, PCT, OFF, DEF, TOT, AVG, PF, FO, A, TO, BLK, STL, PTS, AVG, W-L. Summary stats for NIT games.

TRENT PLAISTED CAREER STATISTICS

PLAISTED 2006-07 GAME-BY-GAME

Table with 26 columns: OPPONENT, DATE, GS, MIN, FG, FGA, PCT, 3FG, FGA, PCT, FT, FTA, PCT, OFF, DEF, TOT, AVG, PF, FO, A, TO, BLK, STL, PTS, AVG. Lists game-by-game stats for the 2006-07 season.



NO. 13 AIR FORCE	01/27/07	*	36	9	12	.750	0	0	.000	4	7	.571	6	1	7	6.7	4	0	1	1	1	0	22	12.7	
at Utah	01/31/07	*	19	4	6	.667	0	0	.000	1	2	.500	1	1	2	6.5	4	0	1	1	0	1	9	12.5	
NO. 25 UNLV	02/03/07	*	34	5	8	.625	0	0	.000	1	6	.167	3	6	9	6.6	3	0	2	3	2	0	11	12.4	
at Wyoming	02/06/07	*	34	5	9	.556	0	0	.000	3	10	.300	4	3	7	6.6	5	1	1	2	0	0	13	12.5	
at TCU	02/10/07	*	17	5	7	.714	0	0	.000	1	1	1.000	1	3	4	6.5	4	0	0	1	0	0	11	12.4	
NEW MEXICO	02/14/07	*	28	6	9	.667	0	0	.000	2	5	.400	4	3	7	6.5	3	0	1	2	2	0	14	12.5	
COLORADO STATE	02/21/07	*	35	3	12	.250	0	0	.000	2	3	.667	1	1	2	6.4	2	0	0	0	0	1	8	12.3	
at San Diego State	02/24/07	*	25	3	7	.429	0	0	.000	4	6	.667	2	1	3	6.3	2	0	0	1	1	1	10	12.2	
at No. 20 Air Force	02/27/07	*	36	3	6	.500	0	0	.000	4	5	.800	1	4	5	6.2	1	0	0	1	3	1	10	12.1	
UTAH	03/03/07	*	22	4	9	.444	0	0	.000	5	8	.625	1	2	3	6.1	3	0	1	0	1	1	13	12.2	
vs TCU	03/08/07	*	31	9	12	.750	0	0	.000	4	6	.667	3	6	9	6.2	3	0	0	2	2	0	22	12.5	
vs Wyoming	03/09/07	*	36	10	13	.769	0	0	.000	7	16	.438	1	9	10	6.3	2	0	1	2	3	2	27	12.9	
at No. 25 UNLV	03/10/07	*	34	3	9	.333	0	0	.000	1	5	.200	0	3	3	6.2	0	0	2	2	0	0	7	12.8	
vs Xavier	03/15/07	*	28	3	8	.375	0	0	.000	3	5	.600	3	2	5	6.2	4	0	1	2	1	0	9	12.6	
Totals			33	977	167	306	.546	0	0	.000	96	195	.492	84	126	210	6.2	111	3	40	56	46	15	430	12.6

PLAISTED 2005-06 GAME-BY-GAME

OPPONENT	DATE	GS	MIN	FG	FGA	PCT	3FG	FGA	PCT	FT	FTA	PCT	OFF	DEF	TOT	AVG	PF	FO	A	TO	BLK	STL	PTS	AVG	
Loyola Marymount	11/18/05	*	30	6	8	.750	0	0	.000	5	6	.833	2	2	4	4.0	4	0	0	3	0	1	17	17.0	
at Washington State	11/22/05	*	27	2	5	.400	0	0	.000	6	8	.750	1	0	1	2.5	4	0	1	5	0	2	10	13.5	
Southern Utah	11/26/05	*	21	4	9	.444	0	0	.000	5	9	.556	1	3	4	3.0	1	0	1	3	2	0	13	13.3	
vs Lamar	11/30/05	*	25	6	9	.667	0	0	.000	4	5	.800	0	7	7	4.0	2	0	0	2	2	0	16	14.0	
at USC	12/03/05	*	27	8	13	.615	0	0	.000	4	9	.444	6	3	9	5.0	5	1	1	2	1	0	20	15.2	
Boise State	12/07/05	*	26	7	12	.583	0	0	.000	5	8	.625	4	6	10	5.8	4	0	0	3	1	0	19	15.8	
Northern Kentucky	12/10/05	*	24	4	5	.800	0	0	.000	0	4	.000	0	3	3	5.4	4	0	0	3	0	1	8	14.7	
Weber State	12/17/05	*	24	5	8	.625	0	0	.000	5	8	.625	3	2	5	5.4	3	0	1	2	0	0	15	14.8	
at Utah State	12/22/05	*	31	2	6	.333	0	0	.000	1	4	.250	0	2	2	5.0	4	0	0	2	1	0	5	13.7	
Eastern Washington	12/27/05	*	22	5	5	1.000	0	0	.000	1	2	.500	0	5	5	5.0	4	0	0	1	0	0	11	13.4	
Tulsa	12/30/05	*	24	5	10	.500	0	0	.000	6	8	.750	0	2	2	4.7	3	0	1	0	2	1	16	13.6	
at Air Force	01/05/06	*	22	2	3	.667	0	0	.000	1	4	.250	0	0	0	4.3	3	0	1	3	2	0	5	12.9	
Utah	01/07/06	*	25	4	12	.333	0	0	.000	4	5	.800	0	7	7	4.5	4	0	2	0	1	0	12	12.8	
at UNLV	01/11/06	*	21	1	4	.250	0	0	.000	1	1	1.000	0	4	4	4.5	5	1	0	3	0	0	3	12.1	
Wyoming	01/18/06	*	31	7	13	.538	0	0	.000	3	4	.750	1	7	8	4.7	5	1	0	4	0	0	17	12.5	
at San Diego State	01/21/06	*	28	4	12	.333	0	0	.000	4	6	.667	4	2	6	4.8	4	0	2	2	1	0	12	12.4	
TCU	01/25/06	*	31	7	12	.583	0	0	.000	8	8	1.000	8	8	16	5.5	5	1	1	7	2	0	22	13.0	
at Colorado State	01/28/06	*	30	7	15	.467	0	0	.000	1	2	.500	4	3	7	5.6	5	1	3	0	1	3	15	13.1	
at New Mexico	02/01/06	*	28	5	8	.625	0	0	.000	3	4	.750	2	3	5	5.5	5	1	1	1	0	0	13	13.1	
Air Force	02/04/06	*	36	7	12	.583	0	0	.000	7	10	.700	7	2	9	5.7	1	0	2	3	3	0	21	13.5	
at Utah	02/08/06	*	32	5	12	.417	0	0	.000	2	4	.500	4	8	12	6.0	3	0	1	1	0	2	12	13.4	
UNLV	02/11/06	*	31	7	10	.700	0	0	.000	2	3	.667	2	10	12	6.3	4	0	4	2	0	0	16	13.5	
at Wyoming	02/18/06	*	31	4	14	.286	0	0	.000	4	7	.571	4	4	8	6.3	2	0	0	0	0	1	12	13.5	
San Diego State	02/22/06	*	29	6	12	.500	0	0	.000	2	5	.400	3	4	7	6.4	3	0	2	2	1	0	14	13.5	
at TCU	02/25/06	*	36	6	12	.500	0	0	.000	5	10	.500	6	12	18	6.8	3	0	0	5	2	0	17	13.6	
Colorado State	03/01/06	*	29	2	5	.400	0	0	.000	6	10	.600	3	2	5	6.8	4	0	1	3	0	0	10	13.5	
New Mexico	03/04/06	*	27	3	8	.375	0	0	.000	4	5	.800	1	3	4	6.7	4	0	1	2	1	1	10	13.4	
vs Utah	03/09/06	*	35	7	13	.538	0	0	.000	1	3	.333	2	4	6	6.6	4	0	1	3	0	0	15	13.4	
at Houston	03/15/06	*	36	6	9	.667	0	0	.000	6	10	.600	2	11	13	6.9	3	0	1	4	4	0	18	13.6	
Totals			29	819	144	276	.522	0	0	.000	106	172	.616	70	129	199	6.9	105	6	28	71	27	12	394	13.6

PLAISTED VS. THE MOUNTAIN WEST CONFERENCE

TEAM	GP	GS	MIN	AVG	FG	FGA	PCT	3FG	FGA	PCT	FT	FTA	PCT	OFF	DEF	TOT	AVG	PF	FO	A	TO	BLK	STL	PTS	AVG	W-L
Air Force	4	4	130	32.5	21	33	.636	0	0	.000	16	26	.615	14	7	21	5.3	9	0	4	8	9	1	58	14.5	3-1
Colorado State	4	4	124	31.0	23	48	.479	0	0	.000	14	28	.500	10	8	18	4.5	15	1	5	4	3	4	60	15.0	3-1
New Mexico	4	4	107	26.8	19	31	.613	0	0	.000	10	16	.625	9	11	20	5.0	16	1	6	5	4	1	48	12.0	4-0
San Diego State	4	4	112	28.0	18	38	.474	0	0	.000	13	25	.520	11	11	22	5.5	12	0	5	8	9	1	49	12.3	2-2
TCU	5	5	121	24.2	29	45	.644	0	0	.000	20	30	.667	18	34	52	10.4	19	1	5	15	8	1	68	13.6	5-0
UNLV	5	5	157	31.4	21	44	.477	0	0	.000	8	19	.421	7	28	35	7.0	15	1	11	12	4	0	50	10.0	2-3
Utah	5	5	133	26.6	24	52	.462	0	0	.000	13	22	.591	8	22	30	6.0	18	0	6	5	3	4	61	12.2	3-2
Wyoming	5	5	165	33.0	31	62	.500	0	0	.000	22	46	.478	14	24	38	7.6	16	2	2	9	4	4	70	14.0	5-0
Totals	36	36	1049	29.1	186	353	.527	0	0	.000	116	212	.547	91	145	236	6.6	120	6	44	66	44	16	464	12.9	27-9

PLAISTED IN THE CONFERENCE TOURNAMENT

YEAR	GP	GS	MIN	AVG	FG	FGA	PCT	
------	----	----	-----	-----	----	-----	-----	--



CHRIS MILES CAREER STATISTICS

MILES 2004-05 GAME-BY-GAME

OPPONENT	DATE	GS	MIN	FG	FGA	PCT	3FG	FGA	PCT	FT	FTA	PCT	OFF	DEF	TOT	AVG	PF	FO	A	TO	BLK	STL	PTS	AVG
vs. No. 4 North Carolina	11/22/04	7	0	1	.000	0	0	.000	0	0	.000	0	0	0	5	5.0	1	0	0	0	1	0	0	0.0
vs. Stanford	11/23/04				DNP																			
vs Chaminade	11/24/04	1	0	0	.000	0	0	.000	0	2	2	1.000	0	0	0	2.5	0	0	0	0	0	0	2	1.0
CALIFORNIA	11/27/04	18	1	3	.333	0	0	.000	0	0	.000	0	1	1	2.0	0	0	0	1	1	1	0	2	1.3
at Utah State	12/01/04	2	0	0	.000	0	0	.000	0	0	.000	0	1	1	1.8	0	0	0	0	0	0	0	0	1.0
at USC	12/04/04	8	2	4	.500	0	0	.000	0	0	.000	1	1	2	1.8	1	0	0	0	0	0	1	4	1.6
BOISE STATE UNIVERSITY	12/08/04	6	1	1	1.000	0	0	.000	0	0	.000	0	1	1	1.7	1	0	0	0	2	2	1	2	1.7
vs Washington State University	12/11/04	9	1	1	1.000	0	0	.000	0	0	.000	1	1	2	1.7	1	0	1	1	1	0	0	2	1.7
UTAH STATE	12/18/04	22	0	0	.000	0	0	.000	0	0	.000	2	3	5	2.1	3	0	0	0	3	0	0	0	1.5
No. 16 NORTH CAROLINA STATE	12/21/04	*	14	0	1	.000	0	0	.000	0	0	.000	0	2	2	2.1	2	0	0	2	1	0	0	1.3
at Weber State	12/23/04	3	0	0	.000	0	0	.000	0	0	.000	0	0	0	1.9	2	0	0	0	0	0	0	0	1.2
SOUTHERN UTAH UNIVERSITY	12/28/04	14	0	1	.000	0	0	.000	0	0	.000	0	1	1	1.8	2	0	3	0	0	0	0	0	1.1
SANTA CLARA	12/31/04	17	4	7	.571	0	0	.000	4	4	1.000	2	1	3	1.9	4	0	3	0	3	0	3	0	12.0
at Saint Mary's (CA)	01/04/05	15	0	5	.000	0	0	.000	0	0	.000	0	2	2	1.9	4	0	0	0	1	1	1	0	1.8
SAN DIEGO STATE	01/08/05	*	25	4	12	.333	0	0	.000	0	0	.000	3	2	5	2.1	2	0	0	1	1	1	0	8.2
MONTANA STATE-BILLINGS	01/11/05	16	3	10	.300	0	0	.000	1	2	.500	2	1	3	2.2	1	0	2	0	1	1	1	7	2.6
at Colorado State	01/15/05	*	19	3	6	.500	0	0	.000	2	2	1.000	5	2	7	2.5	4	0	1	0	1	0	8	2.9
at Wyoming	01/17/05	*	3	0	2	.000	0	0	.000	0	0	.000	0	0	0	2.4	2	0	0	0	0	0	0	2.8
AIR FORCE	01/22/05				DNP																			
NEW MEXICO	01/24/05	7	0	0	.000	0	0	.000	0	0	.000	0	1	1	2.3	1	0	0	2	0	0	0	0	2.6
No. 25 UTAH	01/31/05	8	0	2	.000	0	0	.000	0	0	.000	0	0	0	2.2	2	0	0	0	1	0	0	0	2.5
at UNLV	02/05/05	8	1	2	.500	0	0	.000	0	0	.000	1	2	3	2.2	1	0	0	1	1	0	1	0	2.5
at SAN DIEGO STATE	02/07/05	18	0	0	.000	0	0	.000	1	2	.500	3	1	4	2.3	3	0	3	1	2	0	1	2	2.4
WYOMING	02/12/05	14	2	5	.400	0	0	.000	0	2	.000	1	5	6	2.5	1	0	0	1	0	0	0	4	2.5
COLORADO STATE	02/14/05	25	1	4	.250	0	0	.000	1	1	1.000	0	1	1	2.4	3	0	1	2	4	0	3	2.5	
at New Mexico	02/19/05	*	23	2	2	1.000	0	0	.000	1	2	.500	1	1	2	2.4	4	0	3	1	1	0	5	2.6
at Air Force	02/21/05	23	2	4	.500	0	0	.000	3	5	.600	2	1	3	2.4	4	0	0	1	2	0	1	7	2.8
at No. 13 Utah	02/26/05	36	2	6	.333	0	0	.000	2	2	1.000	1	2	3	2.4	3	0	1	1	3	1	6	2.9	
UNLV	03/05/05	*	18	0	2	.000	0	0	.000	0	0	.000	0	1	1	2.4	1	0	1	1	1	0	0	2.8
vs New Mexico	03/10/05	3	0	0	.000	0	0	.000	0	0	.000	0	0	0	2.3	1	0	0	1	0	0	0	0	2.7
Totals		6	382	29	81	.358	0	0	.000	17	24	.708	28	36	64	2.3	54	0	19	20	30	5	75	2.7

MILES VS. THE MOUNTAIN WEST CONFERENCE

TEAM	GP	GS	MIN	AVG	FG	FGA	PCT	3FG	FGA	PCT	FT	FTA	PCT	OFF	DEF	TOT	AVG	PF	FO	A	TO	BLK	STL	PTS	AVG	W-L
Air Force	1	0	23	23.0	2	4	.500	0	0	.000	3	5	.600	2	1	3	3.0	4	0	0	1	2	0	7	7.0	0-1
Colorado State	2	0	44	22.0	4	10	.400	0	0	.000	3	3	1.000	5	3	8	4.0	7	0	2	2	5	0	11	5.5	1-1
New Mexico	3	1	33	11.0	2	2	1.000	0	0	.000	1	2	.500	1	2	3	1.0	6	0	3	4	1	0	5	1.7	1-2
San Diego State	2	1	43	21.5	4	12	.333	0	0	.000	1	2	.500	6	3	9	4.5	5	0	3	2	3	0	9	4.5	0-2
UNLV	2	1	26	13.0	0	4	.000	0	0	.000	0	0	.000	0	1	1	0.5	3	0	1	1	2	0	0	0.0	1-1
Utah	2	0	44	22.0	2	8	.250	0	0	.000	2	2	1.000	1	2	3	1.5	5	0	1	1	4	1	6	3.0	0-2
Wyoming	2	0	17	8.5	2	7	.286	0	0	.000	0	2	.000	1	5	6	3.0	3	0	0	1	0	0	4	2.0	0-2
Totals	14	3	230	16.4	16	47	.340	0	0	.000	10	16	.625	16	17	33	2.4	33	0	10	12	17	1	42	3.0	3-11

MILES IN THE CONFERENCE TOURNAMENT

YEAR	GP	GS	MIN	AVG	FG	FGA	PCT	3FG	FGA	PCT	FT	FTA	PCT	OFF	DEF	TOT	AVG	PF	FO	A	TO	BLK	STL	PTS	AVG	W-L
2005	1	0	3	3.0	0	0	.000	0	0	.000	0	0	.000	0	0	0	0.0	1	0	0	1	0	0	0	0.0	0-1
Totals	1	0	3	3.0	0	0	.000	0	0	.000	0	0	.000	0	0	0	0.0	1	0	0	1	0	0	0	0.0	0-1

JONATHAN TAVERNARI CAREER STATISTICS

TAVERNARI 2006-07 GAME-BY-GAME

OPPONENT	DATE	GS	MIN	FG	FGA	PCT	3FG	FGA	PCT	FT	FTA	PCT	OFF	DEF	TOT	AVG	PF	FO	A	TO	BLK	STL	PTS	AVG	
at No. 5 UCLA	11/15/06				DNP																				
IDAHO STATE	11/18/06				DNP																				
PORTLAND	11/22/06				DNP																				
SOUTHERN UTAH	11/24/06	7	1	5	.200	1	3	.333	0	0	.000	0	1	1	1.0	1	0	0	0	0	0	0	3	3.0	
at Boise State	11/29/06	7	1	5	.200	1	4	.250	0	0	.000	0	1	1	1.0	1	0	0	0	0	0	0	3	3.0	
at Weber State	12/02/06	7	1	3	.333	0	2	.000	0	0	.000	0	2	2	1.3	1	0	0	0	0	0	2	2	2.7	
*SAN JOSE STATE	12/06/06	7	2	5	.400	0	2	.000	0	0	.000	1	0	1	1.3	0	0	0	0	0	0	0	4	3.0	
vs No. 25 Michigan State	12/09/06	11	2	7	.286	1	4	.250	0	0	.000	0	1	1	1.2	1	0	1	0	0	0	0	5	3.4	
at Lamar	12/13/06				DNP																				
UTAH STATE	12/16/06				DNP																				
WESTERN OREGON	12/22/06	20	7	8	.875	3	4	.750	0	0	.000	1	1	2	1.3	0	0	3	0	2	4	17	5.7		
LIBERTY	12/28/06	12	2	6	.333	0	3	.000	1	2	.500	3	4	7	2.6	0	0	1	0	1	1	1	5	6.2	
ORAL ROBERTS	12/29/06	1	0	1	.000	0	0	.000	0	0	.000	0	0	0	2.2	0	0	0	1	0	0	0	0	5.2	
SETON HALL	12/30/06				DNP																				
SAN DIEGO STATE	01/06/07	2	0	0	.000	0	0	.000	0	0	.000	0	0	0	1.7	0	0	1	0	0	0	0	0	4.3	
TCU	01/10/07	20	6	7	.857	6	7	.857	0	0	.000	2	4	6	2.1	1	0	1	1	0	0	0	0	18	5.7
at UNLV	01/13/07	9	2	4	.500	2	4	.500	0	1	.000	0	1	1	2.0	3	0	0	0	0	0	0	6	5.7	
WYOMING	01/16/07	12	4	5	.800	2	2	1.000	0	0	.000	2	4	6	2.3	0	0	0	0	0	0	0	10	6.1	
at Colorado State	01/20/07	7	0	2	.000	0	2	.000	0	0	.000	0	2	2	2.3	1	0	1	1	0	0	0	0	5.6	
at New Mexico	01/24/07	24	7	10	.700	2	3	.667	2	2	1.000	1	3	4	2.4	1	0	1	1	0	3	18	6.5		
NO. 13 AIR FORCE	01/27/07	10	0	3	.000	0	3	.000	0	0	.000	0	4	4	2.5	2	0	1	2	0	0	0	0	6.1	
at Utah	01/31/07	19	7	12	.583	3	7	.429	0	0	.000	0	1	1	2.4	1	0	1	0	0	1	17	6.8		
NO. 25 UNLV	02/03/07	19	3	7	.429	1	3	.333	0	1	.000	2	2	4	2.5	1	0	2	1	1	3	7	6.8		
at Wyoming	02/06/07	10	0	1	.000	0	0	.000	6	6	1.000	0													



at No. 20 Air Force	02/27/07	12	2	5	.400	1	3	.333	0	0	.000	0	3	3	2.7	2	0	0	2	0	0	5	7.1	
UTAH	03/03/07	15	4	4	1.000	0	0	.000	0	0	.000	2	1	3	2.8	1	0	1	1	0	1	8	7.2	
vs TCU	03/08/07	15	2	5	.400	0	2	.000	0	0	.000	3	4	7	2.9	2	0	1	2	1	0	4	7.0	
vs Wyoming	03/09/07	14	2	6	.333	0	1	.000	1	2	.500	3	3	6	3.0	0	0	1	0	3	0	5	7.0	
at No. 25 UNLV	03/10/07	11	0	3	.000	0	2	.000	0	0	.000	0	0	0	2.9	2	0	0	0	0	0	0	6.7	
vs Xavier	03/15/07	8	0	2	.000	0	0	.000	0	0	.000	0	1	1	2.9	1	0	0	0	0	0	0	6.5	
Totals		0	343	68	143	476	29	78	.372	16	23	.696	24	56	80	2.9	33	1	17	17	8	18	181	6.

TAVERNARI VS. THE MOUNTAIN WEST CONFERENCE

TEAM	GP	GS	MIN	AVG	FG	FGA	PCT	3FG	FGA	PCT	FT	FTA	PCT	OFF	DEF	TOT	AVG	PF	FO	A	TO	BLK	STL	PTS	AVG	W-L
Air Force	2	0	22	11.0	2	8	.250	1	6	.167	0	0	.000	0	7	7	3.5	4	0	1	4	0	0	5	2.5	2-0
Colorado State	2	0	24	12.0	1	8	.125	1	7	.143	1	2	.500	1	4	5	2.5	2	0	1	3	0	0	4	2.0	1-1
New Mexico	2	0	39	19.5	11	18	.611	2	6	.333	3	3	1.000	2	6	8	4.0	2	0	2	2	0	3	27	13.5	2-0
San Diego State	2	0	19	9.5	6	10	.600	5	9	.556	1	2	.500	2	5	7	3.5	5	1	1	1	0	2	18	9.0	1-1
TCU	3	0	50	16.7	10	15	.667	6	9	.667	3	4	.750	5	11	16	5.3	6	0	2	4	1	1	29	9.7	3-0
UNLV	3	0	39	13.0	5	14	.357	3	9	.333	0	2	.000	2	3	5	1.7	6	0	2	1	1	3	13	4.3	1-2
Utah	2	0	34	17.0	11	16	.688	3	7	.429	0	0	.000	2	2	4	2.0	2	0	2	1	0	2	25	12.5	2-0
Wyoming	3	0	36	12.0	6	12	.500	2	3	.667	7	8	.875	5	7	12	4.0	1	0	1	0	3	0	21	7.0	3-0
Totals	19	0	263	13.8	52	101	.515	23	56	.411	15	21	.714	19	45	64	3.4	28	1	12	16	5	11	142	7.5	15-4

TAVERNARI IN THE CONFERENCE TOURNAMENT

YEAR	GP	GS	MIN	AVG	FG	FGA	PCT	3FG	FGA	PCT	FT	FTA	PCT	OFF	DEF	TOT	AVG	PF	FO	A	TO	BLK	STL	PTS	AVG	W-L
2007	3	0	40	13.3	4	14	.286	0	5	.000	1	2	.500	6	7	13	4.3	4	0	2	2	4	0	9	3.0	2-1
Totals	3	0	40	13.3	4	14	.286	0	5	.000	1	2	.500	6	7	13	4.3	4	0	2	2	4	0	9	3.0	2-1

TAVERNARI IN THE NCAA TOURNAMENT

YEAR	GP	GS	MIN	AVG	FG	FGA	PCT	3FG	FGA	PCT	FT	FTA	PCT	OFF	DEF	TOT	AVG	PF	FO	A	TO	BLK	STL	PTS	AVG	W-L
2007	1	0	8	8.0	0	2	.000	0	0	.000	0	0	.000	0	1	1	1.0	1	0	0	0	0	0	0	0.0	0-1
Totals	1	0	8	8.0	0	2	.000	0	0	.000	0	0	.000	0	1	1	1.0	1	0	0	0	0	0	0	0.0	0-1

GAVIN MACGREGOR CAREER STATISTICS

MACGREGOR 2006-07 GAME-BY-GAME

OPPONENT	DATE	GS	MIN	FG	FGA	PCT	3FG	FGA	PCT	FT	FTA	PCT	OFF	DEF	TOT	AVG	PF	FO	A	TO	BLK	STL	PTS	AVG	
at No. 5 UCLA	11/15/06																								
IDAHO STATE	11/18/06																								
PORTLAND	11/22/06	3	1	1	1.000	0	0	.000	0	0	.000	0	0	0	0.0	0	0	0	0	0	0	2	0	2	2.0
SOUTHERN UTAH	11/24/06	2	1	1	1.000	0	0	.000	0	0	.000	0	0	0	0.0	0	0	0	0	0	0	0	0	2	2.0
at Boise State	11/29/06																								
at Weber State	12/02/06																								
SAN JOSE STATE	12/06/06	3	0	0	.000	0	0	.000	0	0	.000	0	0	0	0.0	1	0	1	0	0	0	1	0	0	1.3
vs No. 25 Michigan State	12/09/06																								
at Lamar	12/13/06	3	0	0	.000	0	0	.000	0	0	.000	1	0	1	0.3	0	0	0	0	0	0	0	0	0	1.0
UTAH STATE	12/16/06																								
WESTERN OREGON	12/22/06	7	1	4	.250	0	0	.000	1	2	.500	1	0	1	0.4	0	0	0	1	0	0	0	0	3	1.4
LIBERTY	12/28/06																								
ORAL ROBERTS	12/29/06																								
SETON HALL	12/30/06																								
SAN DIEGO STATE	01/06/07																								
TCU HORNED	01/10/07	4	1	1	1.000	0	0	.000	0	0	.000	0	0	0	0.3	2	0	0	0	0	0	2	0	2	1.5
at UNLV	01/13/07																								
WYOMING	01/16/07																								
at Colorado State	01/20/07																								
at New Mexico	01/24/07																								
NO. 13 AIR FORCE	01/27/07																								
at Utah	01/31/07	10	2	3	.667	0	0	.000	0	0	.000	2	0	2	0.6	1	0	0	0	0	1	1	4	1.9	
NO. 25 UNLV	02/03/07	1	0	0	.000	0	0	.000	0	0	.000	0	0	0	0.5	1	0	0	0	0	0	0	0	0	1.6
at Wyoming	02/06/07																								
at TCU	02/10/07	6	0	0	.000	0	0	.000	0	0	.000	0	1	1	0.6	3	0	0	0	0	0	0	0	0	1.4
NEW MEXICO	02/14/07																								
COLORADO STATE	02/21/07																								
at San Diego State	02/24/07	2	0	0	.000	0	0	.000	0	0	.000	0	0	0	0.5	0	0	0	0	0	0	0	0	0	1.3
at No. 20 Air Force	02/27/07																								
UTAH	03/03/07	5	0	0	.000	0	0	.000	0	0	.000	0	0	1	1	0.5	0	0	0	0	0	0	0	0	1.2
vs TCU	03/08/07																								
vs Wyoming	03/09/07																								
at No. 25 UNLV	03/10/07																								
vs Xavier	03/15/07																								
Totals		0	46	6	10	.600	0	0	.000	1	2	.500	4	2	6	0.5	8	0	1	1	5	2	13	1.2	

MACGREGOR VS. THE MOUNTAIN WEST CONFERENCE

TEAM	GP	GS	MIN	AVG	FG	FGA	PCT	3FG	FGA	PCT	FT	FTA	PCT	OFF	DEF	TOT	AVG	PF	FO	A	TO	BLK	STL	PTS	AVG	W-L
------	----	----	-----	-----	----	-----	-----	-----	-----	-----	----	-----	-----	-----	-----	-----	-----	----	----	---	----	-----	-----	-----	-----	-----



COACHING STAFF



DAVE ROSE

BYU'S HEAD BASKETBALL COACH ENTERS HIS THIRD SEASON



A tireless worker, gifted motivator and strong strategist, Dave Rose has guided BYU to consecutive 20-win seasons and the program's first national ranking since 1993 after succeeding Steve Cleveland as BYU Men's Basketball Head Coach on April 11, 2005.

Rose coached last year's team to a 25-9 overall record and the Mountain West Conference regular-season title (13-3) while earning his second consecutive MWC Coach of the Year award, becoming the first head coach in BYU men's basketball history to earn the league coaching honor in back-to-back seasons. The Cougars achieved the program's first outright league championship since 1988, its first national top-25 ranking since 1993, its first season sweep over rival Utah since 1994 and its first NCAA Tournament invitation since 2004, including its highest seed since 1995. On the BYU record books, only two teams (1951 -- 28 wins; 1988 -- 26 wins) won more games in a season than the 25 victories achieved by the Cougars in 2006-07. BYU defeated three nationally ranked teams in the process and earned a spot (No. 24) in the final Associated Press Top 25 Poll, something a Cougar team hadn't done since 1988.

In 2005-06, Rose's first Cougar squad was picked to finish last in the MWC but instead finished tied for second at 12-4 while earning a 20-9 overall record and an NIT bid. After taking over a 9-21 team, Rose was recognized as district and conference coach of the year and received honorable mention for national coaching honors as the Cougars proved to be the second-most improved program in the nation under his tutelage. Rose was named the USBWA District VIII Coach of the Year and received honorable mention for National Coach of the Year by Scout.com. He was named MWC Coach of the Year by the league's media and coaches and by CollegelInsider.com. ESPN analyst Bob Valvano called BYU "one of the great surprise teams in the

country." In a column on ESPN.com, Pat Forde listed Rose as one of the top first-year coaches in the nation, ranking Rose No. 3 overall among the nearly 40 first-year coaches in college basketball in 2005-06.

Rose, who served the prior eight seasons as Cleveland's lead assistant in Provo, was promoted to BYU's head job two days after Cleveland announced his resignation to take the head-coaching position at Fresno State. Rose served as BYU's associate head coach for five seasons and took over the Cougar program with 22 years of coaching experience, including 10 seasons as a head coach at the junior college and high school levels.

After coming to Provo in 1997 with Cleveland, Rose played a vital role in rebuilding BYU's program from an inherited 1-25 team into a regular NCAA Tournament participant and 20-game winner. BYU has qualified for postseason play in seven of the past eight seasons, including four NCAA bids, while claiming three MWC titles. As associate head coach, Rose fulfilled a variety of responsibilities under Coach Cleveland, and his efforts earned notice, such as being named the top assistant in the Mountain West Conference by Street & Smith in the 2004-05 College Basketball Preview.

Rose was the team's defensive coordinator and worked with the post players. He possesses a complete knowledge of the game and worked hard in developing the team's defensive game plans. An outstanding teacher, he coached defensive skill development and implemented the defensive game plan. BYU was the top defensive team in the Mountain West Conference two of the four seasons Rose oversaw the defense.

A strong evaluator of talent with a vast network of coaching connections across the country, Rose managed BYU's recruiting efforts during his eight seasons as an assistant. Rose's success as a recruiter was evidenced by his being named one of the top 25 college basketball recruiters in 2004 by Rivals.com. Each year the Cougars have brought in talented newcomers to contribute to the BYU program. The 2004 class was rated No. 17 nationally and No. 3 in the



West by Rivals.com. The 2000 recruiting class also ranked in the top 20 nationally.

Proving that Rose has excelled in recruiting and developing players, 10 recruits have earned conference newcomer honors or a major conference award in their first season

- Jonathan Tavernari (2006-07 MWC Freshman of the Year)
- Trent Plaisted (2005-06 MWC Freshman of the Year, second-team All-MWC)
- Mike Hall (2003-04 MWC Defensive Player of the Year, third-team All-MWC)
- Rafael Araujo (2002-03 MWC Newcomer of the Year by MWC media poll, third-team All-MWC)
- Jared Jensen (2001-02 MWC Co-Freshman of the Year)
- Trent Whiting (2000-01 MWC Newcomer Team, second-team All-MWC)
- Terrell Lyday (1999-2000 MWC Newcomer of the Year, All-Tournament Team)
- Mark Bigelow (1998-99 WAC Freshman of the Year, Newcomer Team, second-team All-WAC)
- Mekeli Wesley (1997-98 WAC Newcomer Team)
- Ron Selleaze (1997-98 WAC Newcomer of the Year, Newcomer Team, second-team All-WAC)

as a Cougar in the 10 years Rose has been in Provo. Including Rafael Araujo being named the league's top newcomer by the MWC media members in 2003 (the MWC discontinued the newcomer award that year), seven BYU players have been singled out as either the conference newcomer or freshman of the year. Most recently, Jonathan Tavernari was named the 2007 MWC Freshman of the Year. The following is the list of player honors earned the last 10 seasons by Cougar recruits in their first seasons in Provo.

Rose has also worked closely with scheduling. BYU has played many of the nation's top teams over the past several years thanks in part to relationships Rose has developed with programs across the country. His efforts have helped the Cougars receive invitations to tournaments like the 2004 EA SPORTS Maui Invitational where BYU faced that season's NCAA Champion North Carolina.

Prior to coming to BYU, Rose was head coach at Dixie State College in St. George, Utah, where he compiled a 167-57 record in seven seasons. Rose guided six of his seven teams to national top-20 rankings, including a ranking as high as No. 2, while earning three conference titles. His peers honored him as the 1993 Scenic West Athletic Conference Coach of the Year. While at Dixie, Rose coached three NJCAA All-Americans as well as longtime NBA player Keon Clark. At

WHAT PEOPLE ARE SAYING ABOUT COACH ROSE:

"Dave Rose is one of the best coaches I have ever known. Not only is he the best at preparing you to succeed against your opponent by preparing game plans, but he is the greatest motivator I have ever been around. He has a special way to communicate with the players and instill confidence that enables you to play at the highest level every game. When my career at BYU came to an end, he continued to help me choose an agent, go to NBA camps and workouts and begin my professional career. He never stopped supporting me and believing in me."

- Travis Hansen, Former BYU Cougar and Atlanta Hawk, currently playing professionally in Russia

"I have never been around a coach who had a feel for what makes each player tick like Coach Rose. He knew what to say and when to say it, and when he talked everyone listened because of the respect he had earned. He is a coach that you not only want to play for but a coach that you would sacrifice almost anything for. He has been one of the most influential people in my basketball career, and I will forever benefit from his lessons on basketball and life. His attitudes about basketball and about life attracted me to him from the beginning. I've never seen any other coach like him."

- Mark Bigelow, Former BYU Cougar, currently playing professionally in Spain

"Dave Rose has done an outstanding job of establishing BYU as one of the premier programs in the Western United States. He's an outstanding teacher of the game, and equally important, is an outstanding person who demands the most out of his players both on and off the court. He's a credit to the coaching profession, and BYU is very fortunate to have him as its coach."

- UCLA Head Coach Ben Howland

"I'm impressed with the preparation of BYU and the poise they demonstrate. That's definitely a credit to Dave Rose and his coaching staff. Rose looks young, but he's got a lot of experience. He's done a nice job as a head coach ... He has experience at the highest levels of college basketball, both as a player and a coach."

- ESPN Game Analyst Steve Lavin

"Major props, respect and "shugs" (half handshake, half hug) to Dave Rose at Brigham Young. BYU was 9-21 in 2004-05, and Steve Cleveland left to take the Fresno State job. Rose, a long time juco head coach at Dixie State and an assistant at BYU prior to taking over, had only one senior on his roster but ran off 10 of 11 in the MWC. BYU was picked dead last by the media and in the coaches' polls but finished tied for second place with 20 wins overall ... Dave Rose has done a great job of turning this program around in his first year as a head coach. He's got his team playing well when it really counts."

- ESPN's Doug Gottlieb

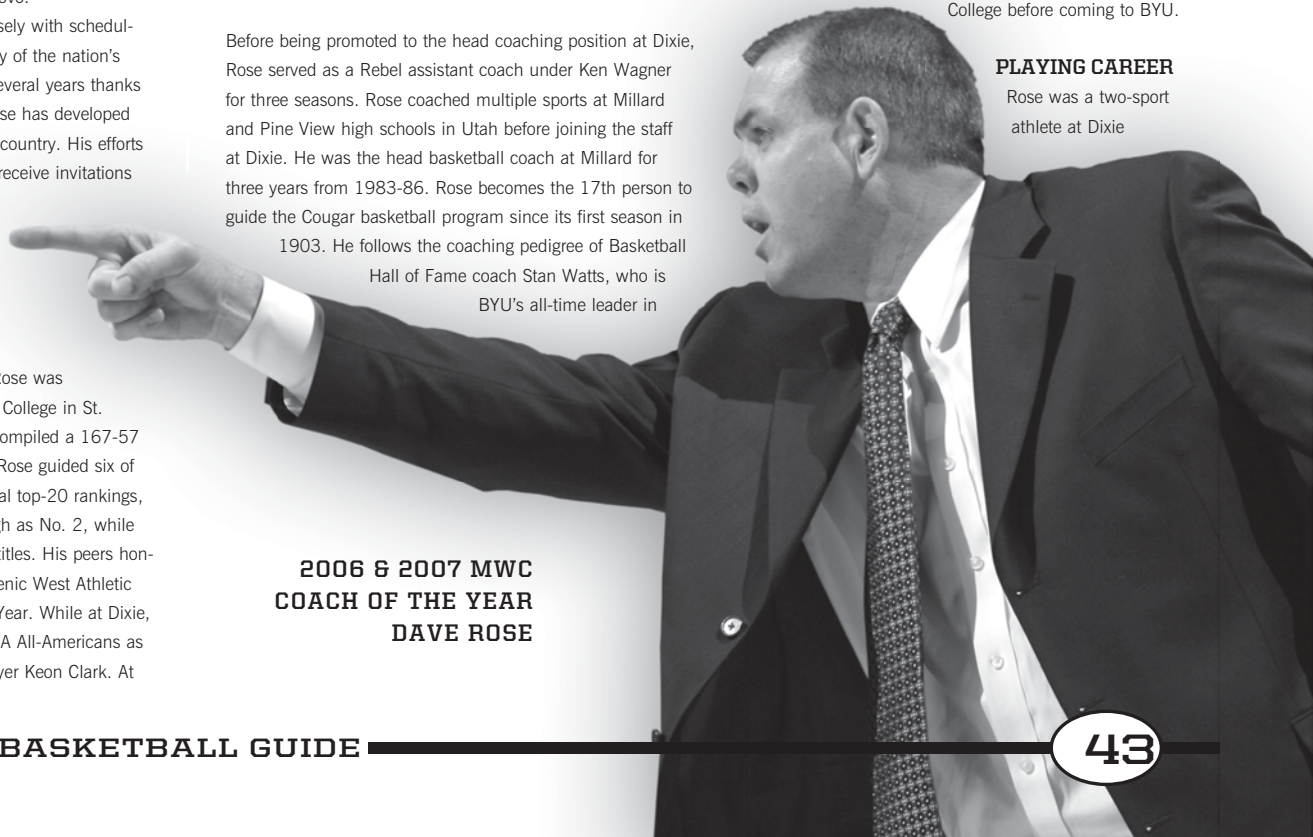
BYU he has recruited and coached two NBA Draft picks in Rafael Araujo and Travis Hansen.

Before being promoted to the head coaching position at Dixie, Rose served as a Rebel assistant coach under Ken Wagner for three seasons. Rose coached multiple sports at Millard and Pine View high schools in Utah before joining the staff at Dixie. He was the head basketball coach at Millard for three years from 1983-86. Rose becomes the 17th person to guide the Cougar basketball program since its first season in 1903. He follows the coaching pedigree of Basketball Hall of Fame coach Stan Watts, who is BYU's all-time leader in

coaching victories with a 371-254 record from 1949-72. Watts also coached at Millard High School and Dixie State College before coming to BYU.

PLAYING CAREER

Rose was a two-sport athlete at Dixie



2006 & 2007 MWC COACH OF THE YEAR DAVE ROSE



College before transferring to Houston, where he was a shooting guard and co-captain of the famous "Phi Slamma Jamma" team featuring Hakeem Olajuwon and Clyde Drexler. In 1983 his Houston team was ranked No. 1 nationally and finished second in the NCAA Tournament. At Houston, Rose played in 1980-81, redshirted in 1981-82 and played his final year in 1982-83. At Dixie, Rose was first-team all-league in both basketball and baseball. Rose was also the Region 18 batting champion, hitting .421 as a center fielder. While playing basketball for Houston's Northbrook High School, he led the District 16AAAA in scoring, was selected first-team all-district and All-Greater Houston and was named team MVP.

PERSONAL

A native of Houston, Texas, Rose and his wife Cheryl have three children and two grandchildren. Daughter Chanell played forward on the BYU women's basketball team from 2000-03 and is married to Brock Reichner, who played for BYU from 2004-06. Rose's wife Cheryl is actively involved in helping families who have children with cancer as vice chairperson of the Children with Cancer Christmas Foundation. Rose follows Cleveland as the second returned

missionary to serve as BYU men's basketball head coach. Rose served a full-time mission for The Church of Jesus Christ of Latter-day Saints in Manchester, England, from 1977-79 between his two years at Dixie College. His son Garrett returned in August 2005 from a two-year mission in Little Rock, Ark., and married his wife Brooke in November 2006. Rose also has a daughter, Taylor, who is a seventh grader at Centennial Middle School.

COMMUNITY SERVICE

Dave Rose was one of the first coaches in Utah to become involved with Coaches vs. Cancer while at Dixie State College. He helps the Children with Cancer Christmas Foundation and has been a volunteer coach for youth groups. He served on the Academic Excellence Committee at Dixie. Dave and his wife Cheryl were Chamber of Commerce Citizens of the Year in St. George. Cheryl is extremely committed to serving in the community. She received the Beacon of Hope Award in 2005. After Dave got her involved, she now serves as the Vice Chairperson for the Children with Cancer Christmas Foundation. She served on the Utah State Substance Abuse Committee of Higher Education and was on the Washington County

Substance Abuse Prevention Team. She spoke across the region about substance abuse while fulfilling an appointment by the U.S. Department of Education as the Regional Coordinator for the Network of Colleges and Universities Committee to the Elimination of Drug and Alcohol Abuse on Campus, serving Utah, Arizona and Nevada. Cheryl has also served on the Women's Conference Board, including a stint as Chairwoman in 1995.



THE ROSE FILE

- Born: December 1957
- Hometown: Houston
- High School: Northbrook, Houston
- Education: Houston, BA 1983
- Head Coach: BYU, 2005-present
Dixie College, 1990-97
Millard HS, 1983-86
- Asst. Coach: BYU, 1997-2005
Dixie College, 1987-90
Pine View HS, 1986-87
- Playing Exp.: Houston, 1980-83
Dixie College, 1976-77, 79-80





**COLLEGE HEAD COACHING
RECORD/HONORS**

BYU (2005-present):

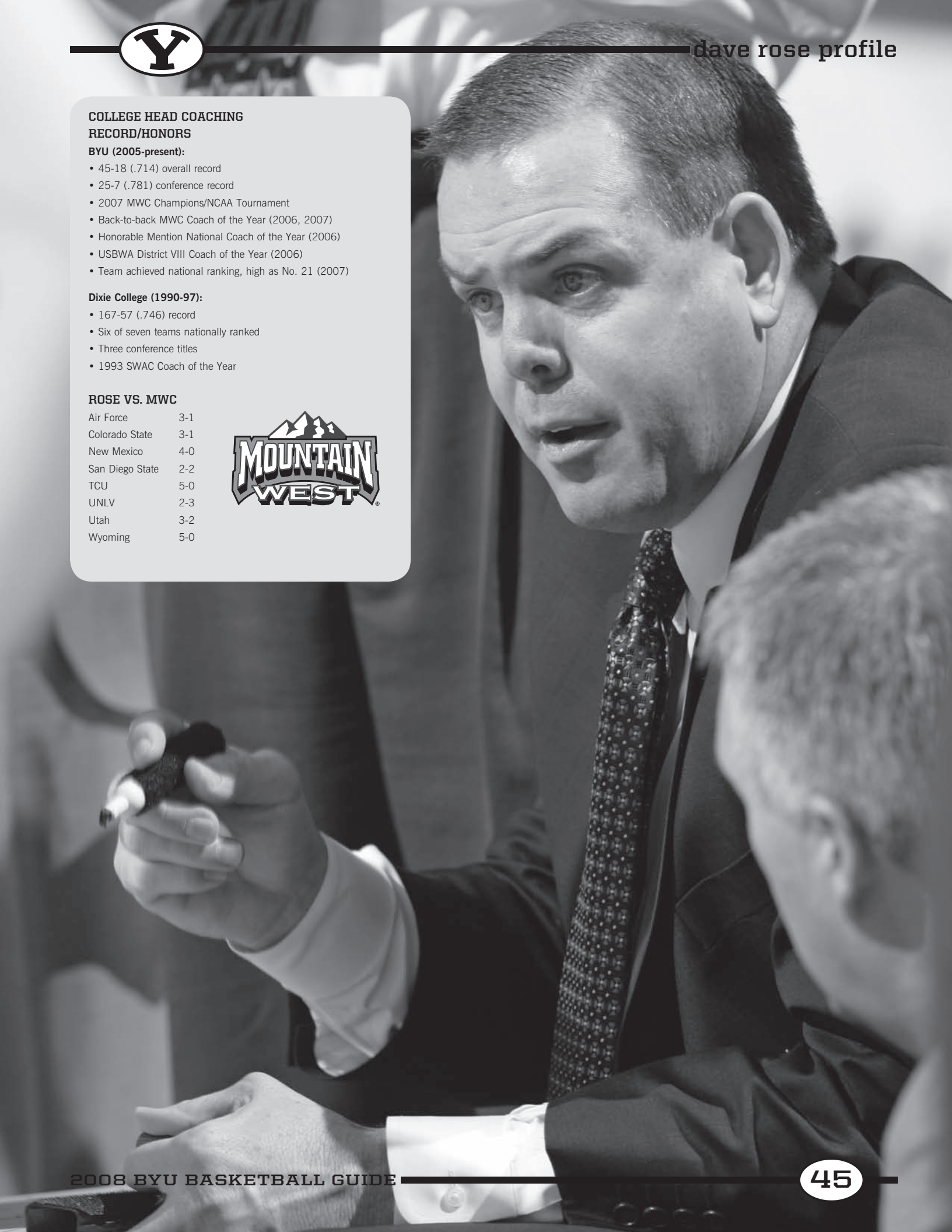
- 45-18 (.714) overall record
- 25-7 (.781) conference record
- 2007 MWC Champions/NCAA Tournament
- Back-to-back MWC Coach of the Year (2006, 2007)
- Honorable Mention National Coach of the Year (2006)
- USBWA District VIII Coach of the Year (2006)
- Team achieved national ranking, high as No. 21 (2007)

Dixie College (1990-97):

- 167-57 (.746) record
- Six of seven teams nationally ranked
- Three conference titles
- 1993 SWAC Coach of the Year

ROSE VS. MWC

Air Force	3-1
Colorado State	3-1
New Mexico	4-0
San Diego State	2-2
TCU	5-0
UNLV	2-3
Utah	3-2
Wyoming	5-0





DAVE RICE



ASSISTANT COACH

THIRD SEASON

UNLV, 1991

THE RICE FILE

Born: August 1968
 Hometown: Claremont, Calif.
 High School: Claremont H.S.
 Claremont, Calif.
 Education: UNLV, BA 1991
 UNLV, MBA 1993
 Assistant Coach: BYU, 2005-present
 Utah St., 2004-05
 UNLV, 1994-2004
 Chaffey College, 1993-94
 Claremont HS, 1992-93
 UNLV, 1991-92
 Playing Exp.: UNLV, 1989-91
 Mt. San Antonio (Calif.)
 College, 1987-89

QUOTING COACH ROSE

"Dave has exceptional experience in all facets of coaching. He is an excellent recruiter and on-the-floor coach as well as an outstanding teacher of the game. He has always been part of successful programs as both a player and a coach and has years of coaching experience in our league. He is also a tireless worker and a great person."

Dave Rice joined the BYU coaching staff in May 2005. Rice has 16 years of coaching experience, including 14 seasons at the Division I level at BYU, UNLV and Utah State. As a player, Rice was a member of UNLV's 1989-90 National Championship and 1990-91 Final Four teams that won a school-record 45 consecutive games.

He has helped the Cougars achieve back-to-back 20-win seasons in his two years at BYU, including the program's first outright league title since 1988 and first national ranking since 1993 in 2007. In his first season at BYU, he helped the Cougars become the nation's second-most improved team with a 20-9 overall record. BYU has led the Mountain West Conference in scoring and assists both years.

Rice came to BYU from Utah State University where he helped Coach Stew Morrill and the Aggies earn a 24-8 record, Big West Conference Tournament title and an NCAA Tournament bid in 2004-05. In his one season at Utah State, Rice's coaching duties included working with the offense and coaching the guards. In 2004-05, the Aggies led the nation in field-goal percentage (school-record .525) and ranked fourth nationally in scoring margin (+14.6), 10th in assists (17.2) and 20th in three-point field goal percentage (.391).

Rice spent 11 seasons as an assistant coach at UNLV, which is the second-longest tenure ever for an assistant in that program. During his time at UNLV as both a player and a coach, the Rebels had 13 players go on to play in the National Basketball Association, eight of whom were drafted in the first round, includ-

ing six lottery picks. While in Las Vegas, Rice worked under four head coaches in Jerry Tarkanian, Tim Grgurich, Bill Bayno and Charlie Spoonhour. In his last eight seasons at UNLV, the Runnin' Rebels received seven postseason invitations and averaged 20 wins per year.

In addition to his Division I experience, Rice served as an assistant coach for one season at Chaffey (Calif.) College in 1994, helping the Panthers to a 32-6 record and an appearance in the California State Final Four. He also spent one season at Claremont (Calif.) High School, where he was an assistant coach under his father Lowell, a long-time high school coach. That team went 21-7, winning the Baseline League Championship

and reaching the CIF quarterfinals. Rice earned his bachelor's degree in political science from UNLV in 1991 and his MBA in 1993. He was also a two-time UNLV Scholar-Athlete of the Year and a Rhodes Scholar candidate.

Prior to playing at UNLV, Rice began his college career at Mt. San Antonio College in Walnut, Calif., where he earned All-South Coast Conference honors as a sophomore and was chosen from among more than 13,000 student-athletes as the 1989 California Junior College Scholar-Athlete of the Year. He graduated from Claremont High School. A native of Claremont, Calif., Rice and his wife Mindy have two sons, Travis (10) and Dylan (5).





JOHN WARDENBURG

John Wardenburg joined the BYU coaching staff as an assistant coach in May 2001 and served four seasons under former BYU coach Steve Cleveland before being retained on the staff by current BYU head coach Dave Rose.

He has helped the Cougars achieve back-to-back 20-win seasons in the last two years, including the program's first outright league title since 1988 and first national ranking since 1993 in 2007. In 2006, he helped the Cougars become the nation's second-most improved team with a 20-9 overall record. BYU led the Mountain West Conference in scoring and assists both years.

Wardenburg has 19 years of coaching experience. He came to BYU with 13 years of coaching experience at the high school and junior college levels. His primary responsibilities have included defensive skill development, game film preparation, summer basketball camp director, recruiting and assisting Coach Rose with defensive game plan preparation.

Wardenburg compiled a 105-62 record in seven years as a head coach at Payson High School (1988-93) and Pine View High School (1999-01) while guiding his teams to five league titles and seven state tournament berths. In those seven years, his teams earned three fifth-place state tournament finishes, one third-place

finish and a 3A Utah State Championship with his 2001 Pine View team.

After Wardenburg's Payson teams claimed three league titles and posted a 76-43 overall record, he served as an assistant coach from 1993-97 at Dixie State College under current BYU head coach Dave Rose and helped the Rebels to a 95-31 record and a national ranking as high as No. 2. Wardenburg left coaching for two years to serve as Dixie's Director of Athletics. He returned to coaching as the head coach at Pine View High School in St. George where he recorded two highly successful seasons before joining BYU's staff in 2001.

Wardenburg's Pine View teams won the league title both seasons he was the coach while achieving a 29-19 record. Wardenburg earned 3A Coach of the Year honors in 2000 after coaching his team to a third-place state finish and was named Championship Coach of the Year in 2001 after guiding his team to the state title.

Born in Cedar Rapids, Iowa, Wardenburg was a multi-sport athlete at Kiel High School in Kiel, Wis. He served a mission for The Church of Jesus Christ of Latter-day Saints to The Netherlands from 1977-79 and earned a BA in political science from BYU in 1986 and an MA in health, physical education and recreation from Utah State in 1992.

Wardenburg and his wife Pam have four sons, Scott, Jonathan, Adam and Barrett, and one granddaughter.



ASSISTANT COACH

SEVENTH SEASON

BYU, 1986

THE WARDENBURG FILE

- Born: June 1958
- Hometown: Cedar Rapids, Iowa
- High School: Kiel H.S. Kiel, Wis.
- Education: BYU, BA 1986
Utah State, MA 1992
- Admin. Exp.: AD Dixie College, 1997-99
- Head Coach: Pine View HS, 1999-2001
Payson HS, 1988-93
- Assistant Coach: BYU, 2001-present
Dixie College, 1993-97
Pl. Grove HS, 1986-88

QUOTING COACH ROSE

"I have worked with John for many years, including our four years at Dixie College. I have a lot of confidence in John and what he brings to our coaching staff. He is a tireless worker who loves the game. He has done a great job working with our defense since coming to BYU and has very good recruiting relationships with high school coaches."





TERRY NASHIF



ASSISTANT COACH

FIRST SEASON

BYU, 2005

THE NASHIF FILE

Born: July 1980
 Hometown: Vancouver, Wash.
 High School: Evergreen H.S.
 Vancouver, Wash.
 Education: BYU, 2005
 Administrative Exp.: BYU Director of Basketball
 Operations, 2005-07
 Assistant Coach: BYU, 2007-present
 Playing Exp.: BYU, 2001-05

QUOTING COACH ROSE

"I'm extremely confident in Terry's abilities. He has great knowledge of the game and is familiar with the needs of the players. Terry is a leader and hard worker who has a real commitment to BYU and the game of basketball. He complements very well the coaching expertise and experience John and Dave give us."

John and Dave give us."

A former BYU point guard, Terry Nashif was hired as an assistant coach in June 2007 after serving two seasons on Dave Rose's staff as the Cougars' Director of Basketball Operations from 2005-07.

A native of Vancouver, Wash., Nashif first came to BYU in 2001 as a walk-on point guard and eventually earned a scholarship. A smart floor leader, Nashif appeared in 103 games for the Cougars, including 14 starts, as a member of two NCAA Tournament teams. As a sophomore in 2002-03, Nashif helped the Cougars claim a share of the Mountain West Conference regular-season title by ranking first among MWC players in assist/turnover ratio during league games. That season he played in every game, including six starts, and led BYU in assists (3.0) while averaging 2.2 points, his highest scoring average of his four-year career. He posted a career-high 11 points on 3-for-3 three-point shooting in 30 minutes at San Diego State and had one of the best games of his career against UNLV, tallying seven assists, four rebounds and two blocks while matching up against future NBA first-round draft pick Marcus Banks.

As a junior, Nashif played in 23 of 30 games despite missing a month due to illness, averaging 1.1 assists and 1.0 points per game. During his senior campaign in 2004-05, Nashif achieved a career-high eight rebounds against California and dished out a career-best 10 assists at USC while averaging 1.7 assists per contest. He led the team in assists six times in 27 appearances with seven starts.

After graduating in 2005, Nashif was hired as the Director of Basketball Operations in Dave Rose's first season. Nashif's primary responsibilities included coordinating team travel and providing support for academics, marketing and recruiting. He also organized team banquets and golf tournaments and provided assistance with all team-related activities.

Prior to coming to BYU, Nashif prepped at Evergreen High School in Vancouver, Wash., where he was the KVAN Radio Athlete of the Year, Columbian Player of the Year and Evergreen Defensive Player of the Year.

Nashif graduated from BYU in 2005 with a bachelor's degree in physical education. He served a two-year mission for The Church of Jesus Christ of Latter-day Saints in Columbia, S.C. from 1999-2001. He and his wife Katie have one daughter, Macie.





TIM LACOMB
DIRECTOR OF BASKETBALL OPERATIONS

Tim LaComb joined the BYU men's basketball staff in June 2007 as director of basketball operations. A native of Alpine, Utah, LaComb came to the Cougars with 10 years of experience working with basketball programs at the university and high school levels.

LaComb, 37, worked on the men's basketball staff under Ray Giacoletti at the University of Utah from 2005-07 as the video coordinator. He previously served as a head student manager for two seasons at Utah from 1994-96 under Rick Majerus. Between his stints at Utah, LaComb worked in private business and served six years as an assistant coach in Utah's high school ranks. He was an assistant at Lone Peak High School from 1999-2002 and at his alma mater, American Fork, from 2002-05. His teams reached the state semifinals four times in six years, with Lone Peak winning the state championship in 2000-01.

A cum laude graduate in mass communications/public relations from the University of Utah, LaComb and his wife Rachel have three children, Alyssa, Sam and Anna. LaComb served a mission for The Church of Jesus Christ of Latter-day Saints in Boston, Mass., from 1989-91.



BRIAN SANTIAGO
ASSOCIATE AD/OPERATIONS (Basketball Administrator)

Brian Santiago came to BYU in 1997 and currently serves as the associate athletics director for operations. His responsibilities include serving as the administrator for men's basketball.

Among Santiago's men's basketball duties are scheduling, game management and conference championship hosting. Prior to becoming an associate athletics director, Santiago served four years handling basketball operations for former BYU basketball coach Steve Cleveland.

Santiago earned his BS in business administration from Fresno State in 1995 and an MBA from BYU's Marriott School of Management in 2001. A 1988 graduate of Provo High School, Santiago was a member of the Bulldogs' 1987 state championship basketball team. After high school, he played at Utah Valley State, where he was all-conference and all-region in basketball and baseball. He then went on to play basketball at Fresno State, where he led the WAC in assists and three-point shooting percentage — finishing second in the nation from the three-point arc at 50 percent. Following college, he spent three years playing professional basketball for the Arecibo Capitanes of the Puerto Rican Superior League and was named to the pre-selection Olympic team for Puerto Rico.

His brothers, Kevin and Mark, played basketball for BYU. He served a mission for The Church of Jesus Christ of Latter-day Saints to the Dominican Republic, Santiago mission. He and his wife Kimberly have four children, McKay, Colson, Jaxon and Whitney.



CHAD BUNN
VIDEO OPERATIONS COORDINATOR

A native of Richmond, Utah, Chad Bunn has served as video coordinator since 1989 after receiving a BA in communications from BYU that same year. In 2007, he was named the Video Operations Coordinator for the BYU Athletic Department. Bunn is a founding member of the Collegiate Sports Video Association (CSVA) and has served two terms as its president. Bunn currently serves as the Mountain West Conference representative to the CSVA. In 2002 Bunn was named the Bob Matey Video Coordinator of the Year, the CSVA's highest honor. In 2003 Bunn received this same award for the MWC. Bunn served as the video coordinator for the Western Athletic Conference Tournament from 1993-99 and now serves in the same position for the MWC. He is also the technical advisor to the MWC for football officials replay. Bunn currently serves as president of the board of trustees for Intermountain Specialized Abuse and Treatment Centers, a nonprofit organization that provides treatment to abused children. Bunn is also president of the Spanish Fork Kiwanis Club. From 1982-84 Bunn served a mission in Miami for The Church of Jesus Christ of Latter-day Saints. Bunn and his wife Lorie have two daughters.



STEVE BUSHMAN
EQUIPMENT MANAGER

Steve Bushman joined the men's basketball team as an equipment manager in December 2004. He also works with women's basketball, baseball and softball and assists with football. Prior to his appointment, Bushman volunteered in the athletic department for eight years under BYU's Director of Equipment Operations Mick Hill, working primarily with baseball, men's basketball and football. Bushman has been an employee at BYU for over 25 years, serving in the grounds department as the sprinkler system repair foreman. A Utah Tech (now Utah Valley) attendee, Bushman played baseball for the Wolverines under former BYU baseball coach Gary Pullins. His love of baseball has continued throughout his life as Bushman has coached youth baseball for 30 years and spent 10 years as an assistant baseball coach at Provo High School. Bushman served a mission for The Church of Jesus Christ of Latter-day Saints to Pennsylvania from 1970-72. The father of four children, Bushman and his wife Cindy also have eight grandchildren.



E.J. CAFFARO
STUDENT ATHLETE ACADEMIC CENTER DIRECTOR

E.J. Caffaro serves as the director of the Student Athlete Academic Center and as the basketball academic coach. His emphasis is placed upon graduating the student-athletes from BYU. Prior to coming to BYU, Caffaro was an assistant football coach and the offensive and defensive coordinator at Ricks College (now BYU-Idaho) in Rexburg, Idaho, from 1991-01. He was also an assistant basketball coach for the Vikings. Before his stint at Ricks, Caffaro was a member of the football coaching staff at Snow College in Ephraim, Utah, where he was the defensive coordinator from 1986-91. Caffaro holds a master's degree in physical education (emphasis in athletic administration) from Idaho State University (1994) and a bachelor's degree, also in physical education, from BYU (1984). Caffaro and his wife Shari have four children.



JUSTIN McCLURE
BASKETBALL STRENGTH & CONDITIONING COACH

Justin McClure began serving as the assistant strength and conditioning coach at BYU in 1999. Prior to BYU he attended the University of Northern Colorado where he served as a strength coach while finishing a master's degree in physical education with an emphasis in exercise physiology.

He is currently responsible for directing and implementing strength and conditioning programs for basketball and baseball. He also assists head strength coach Jay Omer in all aspects of the football strength and conditioning program. During his time at BYU he has worked with all of the University's 21 intercollegiate sports. He is a current certified member of the Collegiate Strength and Conditioning Coaches Association and National Strength and Conditioning Association. He is originally from Boulder, Colo., and has an undergraduate degree in kinesiology from Northern Colorado. He and his wife Jill have two daughters.



BRETT PYNE
BASKETBALL MEDIA RELATIONS

Brett Pyne joined BYU in 1998 as an assistant director in the Athletic Communications office. He is the media relations director for men's basketball and oversees media relations for women's volleyball and swimming and diving as well as all internal public relations initiatives. He also coordinates the office's internship and mentoring program, which provides valuable work

experience to current BYU students. Since coming to BYU, Pyne has won numerous citations for his part in helping produce the women's volleyball and men's basketball media guides. He has also served as an adjunct faculty member at BYU. Previously, Pyne served as the director of communications for the American Junior Golf Association in Atlanta from 1993-97 and as manager of corporate communications at NuSkin Enterprises in Provo, Utah, from 1997-98. An Orem native, he earned his bachelor's degree from BYU in 1992 with a double major in communications and Italian. He and his wife Jan have three daughters.



ZEFFIE NELSON
BASKETBALL OFFICE SECRETARY

Zeffie Nelson joined the basketball staff in 1998 as the Office Secretary. Her responsibilities range from managing the office functions to administrative and recruiting support. She attended BYU and Utah Valley. She has a background in secretarial and business administration.

Zeffie says coming to work in the basketball office is a real pleasure and that athletics is second nature to her because of being married to a former coach. Zeffie was raised in Centerville, Utah, and married her high school sweetheart, the late David G. Nelson IV from Bountiful, a former UVSC baseball coach and BYU baseball player. Zeffie has six children and nine grandchildren. Having worked most of her life, she enjoys a variety of responsibilities and challenges.



ROBERT RAMOS
BASKETBALL TRAINER

Robert Ramos began working on the BYU athletic training staff in 2002. Ramos is a BYU alumnus with undergraduate (1995) and graduate (1998) degrees in athletic training. He is assigned to work with men's basketball, baseball and golf. Ramos is a native of Willits, Calif.

After graduating, Ramos interned with the San Francisco 49ers. In 1996, he returned to BYU to study as a graduate assistant. Upon graduation, Ramos worked for Physical & Sports Therapy Services in Orem before being hired as the head athletic trainer for Utah Valley State College in 1999, where he oversaw all 13 sports. He also worked as a trainer with the 2002 Olympic medical staff at the Peaks Arena in Provo. He served a mission to Mexico for The Church of Jesus Christ of Latter-day Saints. Ramos and his wife Jennifer have four children.



NATHAN HUNT
STUDENT TRAINER



GARRETT FAUCETTE
MANAGER



MATT FREEMAN
MANAGER



JIMMY HENRY-DEMPSTER
MANAGER



DEREK HOWARD
MANAGER



ANDREW MAY
MANAGER



RYAN RIOS
MANAGER



CRAIG SOELBERG
MANAGER




AARON TUCKER
MANAGER



BRIGHAM YOUNG UNIVERSITY





BYU HISTORY

The 1875 establishment of the Brigham Young Academy offered an academically stimulating and gospel-oriented education to 29 students. The one-acre school grounds presided over by Karl G. Maeser have since developed into 560 acres and 97 academic buildings. The foundation of the University thrives with the fourfold focus of being 1) spiritually strengthening, 2) intellectually enlarging, 3) character building, leading to 4) lifelong learning and service.

Brigham Young University provides an outstanding education in an atmosphere consistent with the standards and principles of its sponsor, The Church of Jesus Christ of Latter-day Saints.

“Our education should be such as to improve our minds and fit us for increased usefulness; to make us of greater service to the human family.” - Brigham Young

EXCEPTIONAL ACADEMICS OPPORTUNITIES

Graduates leave BYU with the skills and desire to make meaningful contributions all across the globe. With various

opportunities for research and hands-on experiences, the BYU experience ensures students are well prepared to continue their education and are heavily recruited by employers.

The University consistently achieves national recognition, with students earning such distinction as Fullbright scholars, Mellon fellows and Barry M. Goldwater scholars.

OUTSTANDING STUDENT BODY

BYU students arrive with superb preparation. The entering class has an average high school GPA of 3.71 (on a 4.0 scale) and an average ACT score that ranks in the 89th percentile nationally. The University consistently places in the top 20 for enrollment of National Merit Scholars.





A TOP-OF-THE-CHARTS EDUCATION

- #1 Great College Library**
- 2007 Princeton Review
- #1 Study Abroad Opportunities**
- The Institute of International Education
- #1 Stone-Cold Sober School**
- 2007 Princeton Review
- #1 Fittest College Campus**
- 2005 Princeton Review
- #2 Best Value in American Private Education**
- 2006 Consumers Digest
- #2 Town-Grown Relations are Good**
- 2007 Princeton Review
- #3 Best MBA Among Regional Schools**
- 2006 The Wall Street Journal
- #5 Undergraduate Accounting Program**
- 2007 News and World Reports
- #8 Undergraduate Business Programs**
- 2006 Business Week
- #12 Least Student Incurred Debt**
- 2007 News and World Reports
- #17 Happiest Student Body**
- 2007 Princeton Review
- #34 Best Graduate Schools - J. Reuben Clark Law School, Marriott School of Management**
- 2006 U.S. News and World Report

BEAUTIFUL CAMPUS SETTING

Located 45 miles south of Salt Lake City, Provo, Utah, is a city of more than 115,000 situated 4,500 feet above sea level. The campus sits at the western base of the Wasatch Mountains, part of the Rocky Mountain Range. Surrounded by mountains, Provo is at the heart of Utah Valley with a combined population of more than 440,000. Utah Valley is framed by the 23-mile-long Utah Lake on the west and 11,750-foot Mount Timpanogos on the east.

BYU has several other campuses serving an additional 12,000 students in La'ie, Hawaii; Rexburg, Idaho; and Salt Lake City, Utah.

DISTINGUISHED FACULTY

Faculty members hold advanced degrees from universities around the world. Their achievements are compelling and broad ranging as they pursue consequential research work that is making a real difference. Alleviating hunger worldwide through more efficient agriculture, finding low-pollution energy alternatives and making significant contributions to the strengthening of families are among their

many pursuits. Faculty members are regularly called upon to head national and international professional organizations and to consult with corporate and governmental entities. Above all, these high-principled men and women share an unmatched devotion to bringing the best possible education to their students.


Nearly half of these scholars have lived outside the United States, and three-fourths are fluent in at least two languages. The variety of cultures and backgrounds, coupled with an institutional commit-



ment to the gospel of Jesus Christ, adds to an already rich academic experience that challenges the mind while feeding the spirit.

Students come to BYU from all 50 states and more than 120 countries.





INTERNATIONAL STUDY AND LEARNING

BYU is a Center for International Business Education Research (CIBER), a program designed to promote the competitiveness of United States business through an integrated international curriculum, faculty and student international research and outreach programs. BYU's David M. Kennedy Center for International Studies provides support to colleges and departments in pursuing their international interests.

More than three-fourths of BYU students speak a language other than English -- 107 languages in all. Six percent of the student body is from outside the United States. Additionally, 82 percent of the men and 13 percent of the women at BYU have served missions for

"This Institution is remarkable. It is a continuing experiment on a great premise that a large and complex university can be first-class academically while nurturing an environment of faith in God and the practice of Christian principles."


- Gordon B. Hinckley
President, LDS Church and BYU Board of Trustees



the Church, often gaining fluency in a second language from the experience.

Regular classes are offered in 43 languages, with an additional 23 available with sufficient student interest -- among the most offered anywhere in the country. The prior experience of many of the students allows for a higher standard of instruction, using the language to teach other ideas -- literature, history, culture -- and to enhance their opportunities outside the lab and classroom.

BYU MISSION STATEMENT

The mission of Brigham Young University--founded, supported and guided by The Church of Jesus Christ of





Latter-day Saints--is to assist individuals in their quest for perfection and eternal life. That assistance should provide a period of intensive learning in a stimulating setting where a commitment to excellence is expected and the full realization of human potential is pursued.

All instruction, programs and services at BYU, including a wide variety of extracurricular experiences, should make their own contribution toward the balanced development of the total person. Such a broadly prepared individual will not only be capable of meeting personal challenge and change but will also bring strength to others in the tasks of home and family life, social relationships, civic duty and service to mankind.

BYU's faculty, staff, students and administrators should be anxious to make their service and scholarship available to The Church of Jesus Christ of Latter-day Saints in furthering its work worldwide. In an era of limited enrollments, BYU can continue to expand its influence both by encouraging programs that are central to the Church's purposes and by making its resources available to the Church when called upon to do so.

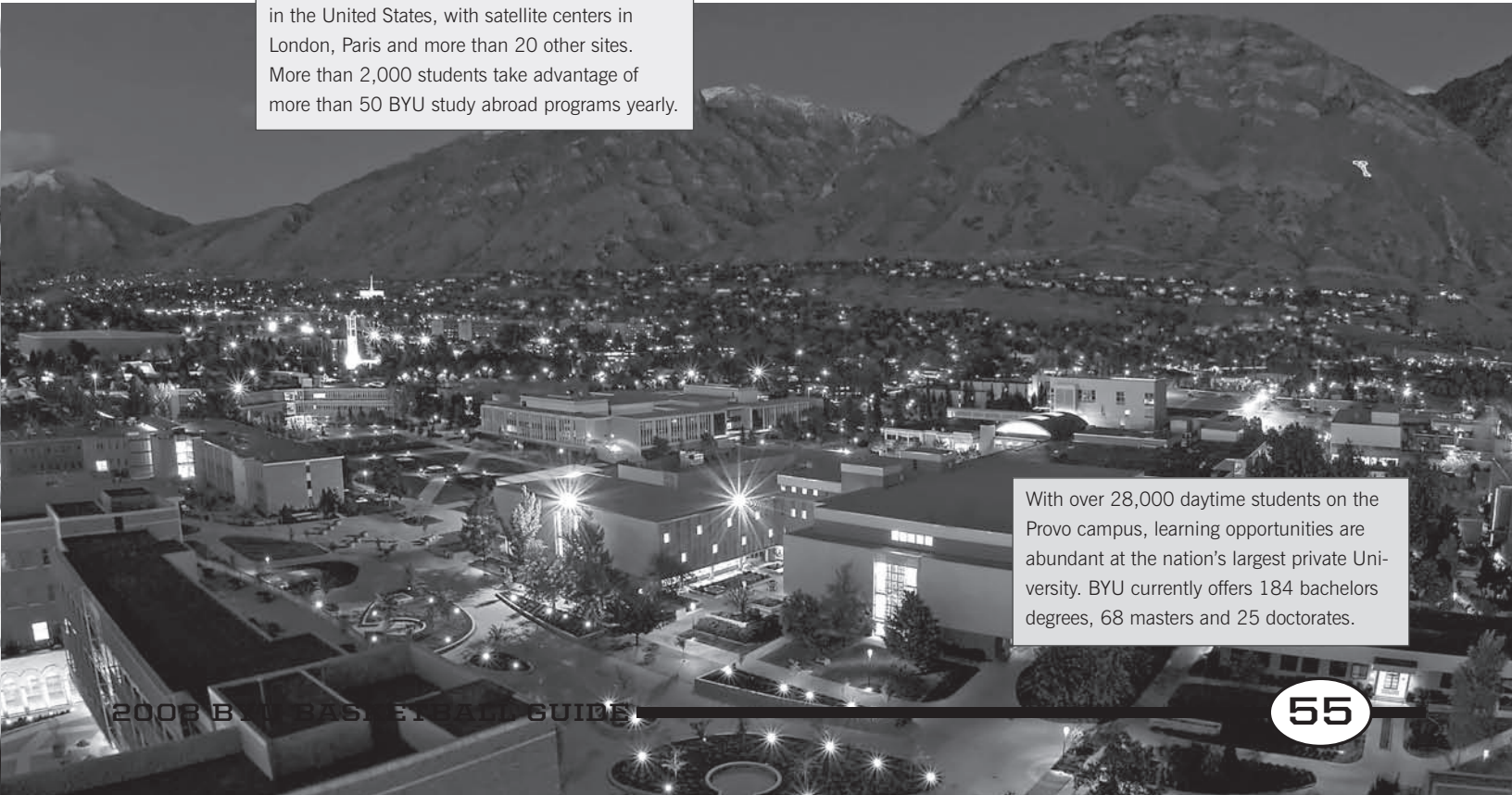
We believe the earnest pursuit of this institutional mission can have a strong effect on the course of higher education and will greatly enlarge Brigham Young University's influence in a world we wish to improve.

PREPARATION FOR THE FUTURE

A strong curriculum delivered by outstanding faculty is key to the academic excellence of BYU graduates. From business management to nursing, from the humanities to engineering, the University's 11 colleges -- supported by comprehensive offerings from religious education -- continue to be internationally recognized for the quality of their education and the professional preparation they provide. In addition to the challenging course work and hands-on research, numerous programs offer academic and service outreach opportunities. Study abroad centers, distance-learning courses and worldwide performing arts tours are a few of the offerings that enrich BYU's academic experience.

THE WORLD IS OUR CAMPUS

BYU operates the largest study abroad program in the United States, with satellite centers in London, Paris and more than 20 other sites. More than 2,000 students take advantage of more than 50 BYU study abroad programs yearly.




With over 28,000 daytime students on the Provo campus, learning opportunities are abundant at the nation's largest private University. BYU currently offers 184 bachelors degrees, 68 masters and 25 doctorates.



BYU'S DISTINGUISHED ALUMNI



JARED HESS



MIKE WEIR



DANNY AINGE



VAI SIKAHEMA




SHAUNA ROHBOCK


From Super Bowl champions to PGA pros and from national broadcasters to political leaders, Brigham Young University is the alma mater of many outstanding men and women. The BYU experience ensures that students are well prepared for outstanding success after graduation. Whether in academics, business, medicine, law, government, entertainment or athletics, BYU is a proven launching pad for your future dreams.

Rafael Araujo ('04): NBA lottery pick and former member of the Toronto Raptors and Utah Jazz. Eighth pick overall and first college senior selected in 2004 NBA draft.
 Danny Ainge ('92): Former NBA basketball player and Phoenix Suns head coach; current executive director of basketball operations for the NBA's Boston Celtics.
 Ezra Taft Benson ('27): President of the LDS Church from 1985-1994; U.S. Secretary of Agriculture under President Dwight D. Eisenhower.
 Brian Billick ('76): Current head coach of the NFL's Baltimore Ravens, 2001 Super Bowl champions.
 Don Bluth ('67): Director, producer, animator of feature films.
 Paul D. Boyer ('39): Nobel Prize in Chemistry, 1997.
 M. Anthony Burns ('63): Former CEO and President of Ryder Systems and member of the board of directors for The Black & Decker Corporation, J.C. Penney Company, Inc., J.P Morgan Chase & Co. and Pfizer Inc.
 Orson Scott Card ('75): Author of science fiction stories, plays and books.
 Todd Christensen ('78): Former All-Pro tight end; former ESPN & NBC Announcer and current sports analyst for The Mtn. sports network.
 David Checketts (MBA, '81): Former president of Madison Square Garden; owner of Real Salt Lake, Utah's Major League Soccer franchise.
 Jayne Clayson ('90): Former Emmy award-winning CBS News Correspondent, writer.
 Stephen R. Covey ('76): Heads Covey Leadership Foundation; author of "Seven Habits of Highly Effective People."
 Ty Detmer ('92): 1990 Heisman Trophy winner and former NFL quarterback.
 Philo T. Farnsworth ('27): One of the fathers of television.
 Harvey Fletcher (1907): Father of stereophonic sound.
 James C. Fletcher ('44): Former president of the University of Utah; former chief of the National Aeronautics and Space Administration.
 Frank Fredericks ('91): Two silver medals in the '92 and '96 Olympics.
 Orrin G. Hatch ('59): U.S. Senator, Utah; senior Republican member of the Senate Judiciary Committee


Sharlene Wells-Hawkes ('88): 1985 Miss America and former ESPN Announcer.
 Jared Hess: Award-winning writer/director of *Napolean Dynamite* and *Nacho Libre*.
 Tiffany Lott-Hogan ('98): World Record holder in the 55-meter hurdles.
 Jeffrey R. Holland ('66): Former president of BYU; current member of the Quorum of the Twelve Apostles of the LDS Church.
 Ken Jennings ('98): Record \$2.52 million winner on TV's *Jeopardy!*
 Rex E. Lee ('60): Former Solicitor General of the United States; former president of BYU.
 Keith Merrill ('67): Academy Award-winning film maker.
 Stephanie Meyer ('95): New York Times best-selling author of "Twilight" book series.
 Ryan Millar ('99): Three-time first-team All-American Volleyball player and member of the U.S. National Volleyball Team.
 Johnny Miller ('69): Legendary professional golfer and NBC television golf analyst.
 Rob Morris ('00): Starting middle linebacker for the 2007 Super Bowl Champion Indianapolis Colts.
 Dallin H. Oaks ('54): Former Utah Supreme Court Justice; former chair of PBS and president of BYU; a member of the Quorum of the Twelve Apostles of the LDS Church.
 Andy Reid ('80): Current head coach of the NFL's Philadelphia Eagles.
 Shauna Rohbock ('98): 2006 Torino Bobsled Silver Medalist; former WUSA soccer pro; former All-American Soccer player and All-American Heptathlete at BYU.
 Mitt Romney ('71): 2008 U.S. Presidential Candidate; Governor of Massachusetts; founder of Bain Capital; President, 2002 Salt Lake Olympic Organizing Committee.
 Vai SikaHEMA ('85): Sports anchor/reporter for Philadelphia NBC10 (WCAU); former two-time All-Pro and NFL veteran.
 Kevin Towers ('82): General Manager of Major League Baseball's San Diego Padres.
 Mike Weir ('92): 2003 Master's champion and among the top current money winners on the PGA Tour.
 Guard Young ('00): 2004 Olympic Silver Medalist on USA's men's gymnastics team.
 Steve Young ('84, JD, '95): Two-time NFL MVP with the San Francisco 49ers; NFL Hall of Famer and current television NFL analyst.



STEVE YOUNG




FRANK FREDERICKS



MITT ROMNEY



Photo Courtesy of Provo Daily Herald: Dan Lund



BRIAN BILLICK



CHURCH BELIEFS

BYU is owned and operated by The Church of Jesus Christ of Latter-day Saints. The Church was officially organized on April 6, 1830, with six members. Today, congregations of the Church are found in more than 160 nations and territories. With more than 12 million members, it is one of the fastest growing religions in the world and one of the largest Christian churches in the United States.

The Church of Jesus Christ of Latter-day Saints is Christian but is neither Catholic nor Protestant. Rather, it is a restoration of the original church established by Jesus Christ.

The Book of Mormon: Another Testament of Jesus Christ is regarded as divinely inspired scripture, as is the Holy Bible. Both volumes are used by Latter-day Saints side by side. For more information on the beliefs of The Church of Jesus Christ of Latter-day Saints, visit www.mormon.org.

MISSIONARIES

The missionary emphasis of The Church of Jesus Christ of Latter-day Saints is perhaps one of its most recognized characteristics. The program follows the Biblical pattern of sending out missionaries two by two. Currently, approximately 50,000 Latter-day Saints are serving

proselytizing missions around the world. Approximately 75 percent of the Church's proselytizing missionaries are young men between the ages of 19 and 26. Yet substantial numbers of single women (18 percent) and older couples (7 percent) also serve proselytizing missions.

Many male missionaries leave for mission service after their freshmen year of college. These missionaries serve for two years (men) or 18 months (women and couples), teaching the restored gospel and its ordinances and engaging in community service. The missionaries or their families donate money to the Church equal to the average cost of a missionary's expenses. After their missions, missionaries return to schooling, vocations or family.

BRIGHAM YOUNG UNIVERSITY MAJORS

BYU offers bachelor's degrees in 212 academic programs, master's degrees in 70, juris doctorates in one and doctorates in 20. BYU offers courses in 11 colleges: Biology and Agriculture; David O. McKay School of Education; Ira M. Fulton School of Engineering and Technology; Family, Home and Social Sciences; Fine Arts and Communications; Health and Human Performance; Humanities; J. Reuben Clark Law School; Marriott School of Management; Nursing; and Physical and Mathematical Sciences.

BIOLOGY AND AGRICULTURE

- Agronomy
- Environmental Science
- Animal Science
 - Agribusiness Production
 - Animal Biotechnology
 - Science-Preveterinary Medicine
 - Veterinary Technology
- Biology
- Biology Composite Teaching
- Botany
- Clinical Laboratory Science
- Conservation Biology
- Dietetics
- Food Science
- Horticulture
- Microbiology
- Molecular Biology
- Neuroscience
- Nutritional Science
- Plant Genetics and Breeding
- Range Science
 - Production Agribusiness
 - Rangeland Ecology
- Wildlife and Range Resources
- Zoology
 - Human Biology

MCKAY SCHOOL OF EDUCATION

- Audiology and Speech-Language Pathology
- Early Childhood Education
- Elementary Education
- Teaching Physical Science
- Teaching Social Science

FULTON SCHOOL OF ENGINEERING AND TECHNOLOGY

- Chemical Engineering
- Civil Engineering
- Computer Engineering
- Construction Management
- Electrical Engineering
- Electronics Engineering Technology
- Facilities Management
- Industrial Design
- Manufacturing Engineering Technology
- Mechanical Engineering
- Technology Teacher Education

FAMILY, HOME, AND SOCIAL SCIENCES

- Anthropology
 - Archaeology, Sociocultural

Anthropology (Sociocultural double major)

- Economics (BA)
- Economics (BS)
- Family History-Genealogy
- Geographic Information Systems
- Geography
 - Environmental Studies
 - Travel and Tourism Studies
- Geography Teaching
- History
- History Teaching
- Home and Family Life
- Home Economics Education
- International Politics
- Marriage, Family and Human Development
- Planning and Resource Management
- Political Science
- Political Science Teaching
- Psychology
- Psychology Teaching
- Social Work
- Sociology
- Sociology Teaching

FINE ARTS AND COMMUNICATIONS

- Acting
- Art (BFA)
- Art Education K-12
- Art History and Curatorial Studies
- Communications
 - Broadcast Journalism
 - Communications Studies
 - Marketing Communications
 - Print Journalism
 - Public Relations
- Graphic Design
- Illustration
- Interior Design
- Media Arts Studies
- Music
 - Music Composition
 - Music Dance Theatre
 - Music Education
 - Performance
 - Brass, Combined Piano and Organ,
 - Jazz Studies, Organ, Percussion, Piano,
 - String, Vocal, Woodwind
- Photography
- Theatre Arts Education
- Theatre Arts Studies
- Visual Arts

HEALTH AND HUMAN PERFORMANCE

- Dance
- Dance Education
- Health Sciences
- Health Education
- Physical Education
 - Athletic Training
 - Exercise Science
 - Fitness and Wellness Management
 - Public School Teaching K-12
- Recreation Management and Youth Leadership
 - Leisure Services Management
 - Therapeutic Recreation
 - Youth Leadership

HUMANITIES

- Chinese
- Chinese Teaching
- Classical Studies
- Comparative Literature
- English
- English Teaching
- French
- French Teaching
- German
- German Teaching
- Humanities
 - Art History, Classical Studies,
 - Comparative Literature, English, Foreign Literature, History, Media Arts (Film), Music, Philosophy
- Humanities Composite Teaching
 - English, French, German, History,
 - Japanese, Latin, Russian, Spanish
- Italian
- Japanese
- Japanese Teaching
- Korean
- Latin Teaching
- Linguistics
- Philosophy
- Portuguese
- Russian
- Russian Teaching
- Spanish
- Spanish Teaching
- Spanish Translation

DAVID M. KENNEDY CENTER FOR INTERNATIONAL STUDIES

- American Studies
- Asian Studies
- European Studies
- International Studies
- Latin American Studies
- Near Eastern Studies

MARRIOTT SCHOOL OF MANAGEMENT

- Accounting
- Management
 - Entrepreneurship
 - Finance
 - General Business
 - Human Resource Management
 - Insurance, Risk Management and Financial Services
 - International Finance
 - International Marketing
 - Management Information Systems
 - Marketing
 - Operations Management
 - Public and Not-for-Profit
 - Retailing

NURSING

- Nursing

PHYSICAL AND MATHEMATICAL SCIENCES

- Biochemistry
- Chemistry (BA or BS)
- Chemistry Education
- Computer Science
- Earth and Space Science Education
- Engineering Geology
- Geology
- Mathematics
- Mathematics Education
- Physics
 - Physics, Applied
 - Computer Science
 - Selected Options
 - Physics-Astronomy
 - Physics Teaching
 - Statistics
 - Actuarial Science, Biostatistics
 - Information Systems, Quality Science
 - Statistical Science



Utah's white splendor has been characterized as "The Greatest Snow On Earth." With an average annual snowfall of more than 42 feet, skiing and snowboarding at any of Utah's 14 resorts is truly a winter wonderland. Knee-deep powder and untracked snow are common characteristics of mountain resorts throughout Utah. The Wasatch Mountains provide a backdrop for Utah Valley with high peaks and rugged terrain that give bikers and hikers a taste of wildflower meadows, deep forests and snowcapped mountain peaks. Breathtaking vistas and spectacular views awaken the senses to nature's simple beauties.



A mountain biker's dream come true, Moab is a paradise for fat-tire bikers. Just a three-hour drive from Provo, Moab is an old mining town that neighbors Arches National Park, one of six national parks and seven national monuments within a half-day drive from Provo. Ascending to higher elevations, clear mountain streams and rushing rivers wash through green landscapes and deep forests. The numerous canyons surrounding Utah Valley are full of mountain springs, lakes and waterfalls.

With a population close to 400,000 people, Utah County offers all the conveniences of a major metropolitan community. Just 40 minutes south of Salt Lake City, the host of the 2002 Winter Olympics, Provo also offers various recreational activities. Known for its incredible skiing and central location to 15 national parks and monuments, Utah County attracts visitors from around the world.


The Utah Valley metropolitan communities of Provo and Orem are home to a

growing high-tech mecca, including the world headquarters for many computer and technology corporations. The Provo/Orem area boasts one of the highest standards of living in the country. Utah Valley is an excellent educational environment with high-quality health care and a below-average crime rate. The area also offers rich cultural and recreational opportunities for its citizens. In fact, Inc. Magazine ranked Orem as the #1 city for new businesses in 2006, while Forbes rated Provo as the sixth-best city in the

country for businesses and careers. The Utah Valley area has also been ranked among the top 20 places to live in the nation (according to Money Magazine) for the past five years. In 2006, Money Magazine rated the Provo-Orem area No. 3 on its list of the top 300 places in the nation to live, and Forbes rated Provo as the second-best place for business and career. Fortune magazine also considers Provo to be the "third high-tech cluster in the U.S."

The Sundance Institute, located in Provo Canyon, offers locals and visitors an opportunity to experience some of the region's artistic culture. Every year, some 20,000 people attend Robert Redford's Sundance Film Festival. Several films that premiered at the festival have been the recipients of Oscar, Emmy and International Film Festival awards. Sundance offers year-round activities that can be enjoyed by everyone, including its ski resort, summer outdoor theater, fine dining and shopping.

UTAH VALLEY IS A MAJOR GATEWAY TO SIX NATIONAL PARKS, SEVEN NATIONAL MONUMENTS, TWO NATIONAL RECREATIONAL AREAS, SIX NATIONAL FORESTS AND 44 STATE PARKS.



Marriott CENTER



BYU'S OUTSTANDING ATHLETIC TRAINING PROGRAM & FACILITIES




SAB ATHLETIC TRAINING ROOM



BYU's athletic training staff is responsible for the care of student-athletes from the time they arrive on campus, aiding in the prevention of injuries. When student-athletes do get injured, they are treated by one of the nation's most qualified athletic training staffs. The staff includes certified athletic trainers, a sports physical therapist, a team physician, team orthopedic surgeons and a wide variety of other medical specialists. BYU athletic trainers are concerned with much more than just improvement in the weight room. They are committed to improving the athletes' overall fitness and health. Thanks to outstanding training facilities, BYU's athletic training staff has helped the Cougars win championship after championship.

BYU's well-structured strength and conditioning program is playing an increasingly vital role in the success of collegiate basketball programs. Success begins with training. BYU recently built a new state-of-the-art strength and conditioning center as part of BYU's new Student Athlete Building.

The primary goal of the BYU program is to keep athletes healthy and prepared for competition by reducing their susceptibility to injury. BYU's strength and conditioning staff has experienced excellent results through its computer-analyzed combination of a strict weight and conditioning program, a carefully planned diet and sufficient rest.



ATHLETIC TRAINING FACILITIES



ATHLETIC TRAINING FACILITIES




SAB STRENGTH & CONDITIONING CENTER



INDOOR PRACTICE FACILITY



SAB STRENGTH & CONDITIONING SECOND FLOOR



BASKETBALL STRENGTH & CONDITIONING CENTER

As the head strength and conditioning coach, Jay Omer's wealth of experience and knowledge is helping shape BYU student-athletes into champions.

In early 2001 Omer came to BYU after spending eight years at Georgia Tech. Since that time he has revolutionized BYU's strength and condition program and helped student-athletes reach higher.

As director of strength and conditioning, Omer is responsible for the development and implementation of training programs for athletes in all of BYU's 21 intercollegiate sports. Conditioning encompasses all facets of physical performance. From speed and quickness, to cardiovascular endurance and brute strength, Omer creates programs designed to increase them all. Training programs are sport-specific and position-specific within each sport, allowing athletes to focus on what they need to succeed in their individual competitive endeavors.

Each game, each time down the court can be decided by who tires first. Week in and week out, players give and take a beating and are expected to come back for more of the same the next week. Less than a year after his arrival, Omer's subjects were seeing huge returns on their investment. Most players had increased their personal lifts 15-25 percent.

Not only does the conditioning program improve each player as an individual, but it also improves the team as a whole.

Working and sweating with each other in the weight room helps bring the players together. Seeing each person sacrifice and succeed in the offseason builds a camaraderie that carries over to the court as players work to make each other and the team better.

The results BYU players have realized have come from dedication and sacrifice. It's a time-consuming and often painful process in which athletes push themselves to higher levels of performance, and Omer is there to watch over them the whole time.



JAY OMER
Head Strength & Conditioning Coach



JUSTIN MCCLURE
Basketball Strength & Conditioning Coach

Arriving at the gym before most people are out of bed and staying until long after most people have gone home for the night, Omer takes the success of BYU athletes very seriously. It's his job to make sure the players are strong enough to achieve one more victory, one more title, one more triumph.

"I like to see kids work hard, make something of themselves and improve their abilities. That's the joy of this job. We believe a team can only be successful if it prepares well and has team chemistry. You can have a team of super stars, but I'd rather have a team with less talent that works hard, cares about each other, has team chemistry and will go to war because they believe in each other. That's what it's all about, and that's what we're trying to get done here."

— Jay Omer,
BYU Head Strength & Conditioning Coach



“BYU IS A PREMIER UNIVERSITY THAT NEEDS PREMIER FACILITIES. THIS COMPLEX IS ANOTHER COMPONENT IN MAINTAINING OUR NATIONAL SUCCESS IN BOTH ATHLETICS AND ACADEMICS.”

– Steve Young (BYU '83) NFL MVP 1992, 1994



Athletic Conference Room



Team Meeting and Video Room



Student Athlete Computer Center



Student Athlete Academic Center foyer

Completed in December 2003, the 126,300 square-foot Student Athlete Building (SAB) is home to the BYU Athletic Department.

This state-of-the art facility is also home to Legacy Hall - a three-story museum/hall of fame celebrating more than 100 years of BYU Athletics. The SAB houses the student-athlete academic center, a two-story strength and conditioning center, training facilities, an equipment room, conference rooms, offices for the football coaches and men's and women's athletic administration offices, the Cougar Club, the football locker room and meeting rooms for the team. Legends Grille restaurant and Legacy Hall are areas where fans as well as athletes can congregate.

TRAINING FACILITIES

Sponsored by Dynatronics, this area features a rehabilitation room and a hydro area with a cold pool, a hot tub with power jets, a treadmill pool with two cameras and a doctor's office. Trainers provide electrical stimulation and ultrasound treatments as well as bikes, treadmills and Cybex machines.

The weight room is two stories and has windows built all around to provide a view of the practice field. The locker room, patterned after the NFL's Philadelphia Eagles, is 75 yards long. There is a reha-

STUDENT ATHLETE BUILDING QUICK FACTS

- SQUARE FOOTAGE:** 126,300 feet
- HIGHEST POINT OF ROOF:** 60 feet (outside)
- DEPTH OF BUILDING:** 160 feet
- WIDTH OF BUILDING:** 370 feet
- FIRST FLOOR:**

The first floor of the Student Athlete Center is 48,000 square feet and includes the following: athletic legacy hall, nutrition center, strength and conditioning complex, athletic training, lockers and an issue room.

SECOND FLOOR:

The second floor is 28,000 square feet and includes coaches' offices, team meeting rooms, nutrition center (second level) and the second level of the strength and conditioning complex.

THIRD FLOOR:

The third floor is 25,000 square feet and includes the student-athlete academic center, Cougar Club offices, Varsity Club offices and administrative offices.

bilitation room, and three whirlpools adorn the complex. There is a special locker room for former BYU players who want to train in Provo during the offseason and a special office for professional scouts.

In Legends Grille, BYU's sports-themed restaurant, fans, coaches and athletes can view 11 plasma TV screens, a ticker tape with world-wide sports scores and specialty events on a projection screen while grabbing a tasty bite to eat.






BYU'S STUDENT ATHLETE BUILDING STATE-OF-THE-ART FEATURES INCLUDE:

- Student Athlete Academic Center
- Strength and Conditioning Center
- Nutrition Center and Restaurant
- Training Facilities and Weight Room
- Team Meeting Rooms and Video Conference Rooms
- Football Offices
- Athletic Legacy Hall (Hall of Fame)
- Locker Rooms
- Equipment Room
- Athletic Administration Offices
- Video Facilities




LEGACY HALL DISPLAYS



AERIAL VIEW OF SMITH FIELDHOUSE (BOTTOM LEFT), STUDENT ATHLETE BUILDING (RIGHT), INDOOR FACILITY (CENTER LEFT)



Legends Grille: BYU's sports dining center on the first and second floors of the Student Athlete Building



MARRIOTT CENTER MAGIC

BYU'S HOMECOURT IS ONE OF THE NATION'S BEST BASKETBALL ARENAS

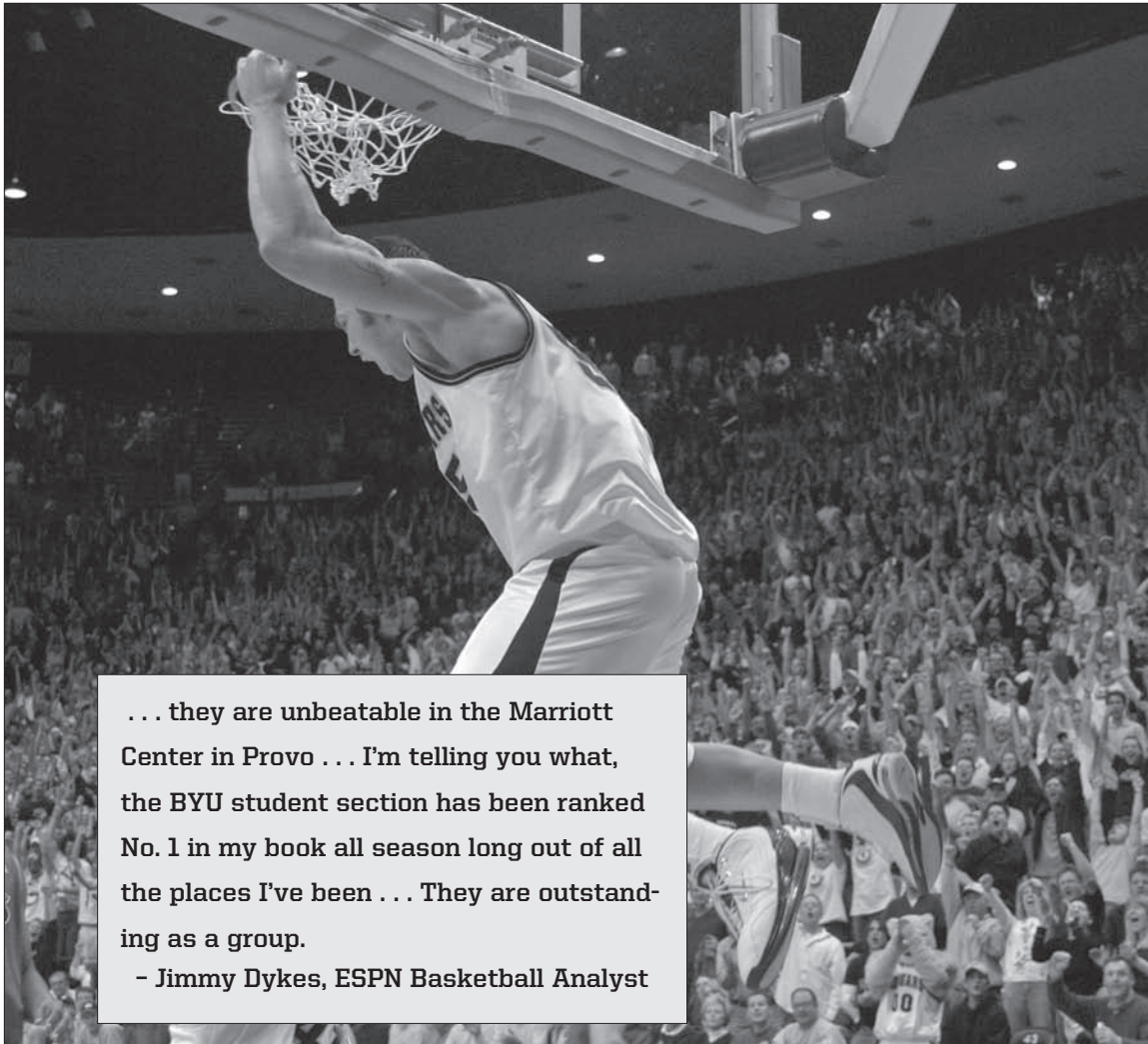
BYU's 22,700-seat basketball arena is truly a hoop heaven. There is no place quite like it in college basketball. Over the past 36 years, the Marriott Center has been home to the thrills and cheers of BYU basketball. With a history full of game-winning shots, slam dunks and some of the nation's top attendance marks, the Marriott Center's 22,700 seats have allowed BYU fans to see plenty of excitement since the facility's opening game on December 3, 1971.

The Marriott Center is named for successful Utah businessman J. Willard Marriott and is the third-largest on-campus arena in the country behind Syracuse's Carrier Dome (33,000) and Tennessee's Thompson-Boling Arena (24,525).

The Cougars have a .776 winning percentage in the Marriott Center over its 36 seasons. BYU has gone 94-10 in the Marriott Center over the past seven years, boasting the nation's longest home victory streak over parts of the 2002, 2003 and 2007 seasons. The Cougars enter the 2008 season with the country's second-longest home win streak at 31 games. Some great games have been played in the Marriott Center, including Danny Ainge and company's 19-point shellacking of No. 7 Utah in 1981 before the Cougars' run to the Elite Eight in the NCAA Tournament. In 2002, BYU put on an incredible run to erase a 21-point second-half deficit and defeat Utah 63-61, helping preserve a perfect 16-0 home record. The Cougars played their 500th game in the Marriott Center on Feb. 22, 2006, against league-leader San Diego State, putting together a thrilling 59-point second-half performance on the way to a 100-90 win.




The top three attendance games in the history of the Mountain West Conference have all been played in the Marriott Center. BYU has ranked in the top 25 nationally in paid attendance every year but four since the Marriott Center opened. The Cougars have led the nation three years, finished second four times and been among the top five attendance leaders 19 times over the past 36 years.

In 1972, 1977, 1979 and 1982, BYU hosted NCAA Regionals. The 1988 Western Athletic Conference Tournament was also held in the Marriott Center. In addition to the fans it draws for basketball, capacity crowds have filled the arena for devotionals, commencement exercises, concerts and pageants. As a sports venue, it has also accommodated BYU tennis, wrestling, volleyball and gymnastics contests as well as NBA exhibition games.



... they are unbeatable in the Marriott Center in Provo ... I'm telling you what, the BYU student section has been ranked No. 1 in my book all season long out of all the places I've been ... They are outstanding as a group.

- Jimmy Dykes, ESPN Basketball Analyst






BYU has outscored its opponents 7,887-6,349 while achieving a 94-10 home record over the past seven seasons. The Cougars' average winning margin over that span is 15 points.

MARRIOTT CENTER TOP CROWDS

ATT.	OPP.	DATE	BYU	OPP
23,106	Utah	Mar. 7, 1981	95	76
23,084	Utah	Jan. 12, 1980	89	72
23,042	Illinois	Nov. 30, 1979	76	86
23,037	Utah St.	Dec. 27, 1980	104	89
23,025	Air Force	Jan. 18, 1992	66	45
23,023	UCLA	Nov. 26, 1982	82	85
23,006	Utah	Feb. 17, 1979	76	50
22,998	UNM	Feb. 25, 1978	66	71
22,987	Utah	Feb. 3, 1973	89	73
22,985	CSU	Feb. 26, 1972	105	85
22,983	Wyoming	Jan. 24, 1981	84	70
22,977	La Salle	Dec. 29, 1987	95	82
22,953	CSU	Feb. 24, 1979	66	61
22,937	UTEP	Feb. 5, 1972	57	53
22,936	Utah	Mar. 5, 1983	62	64
22,929	Utah	Jan. 15, 1982	74	51
22,918	Utah St.	Jan. 7, 1978	85	84
22,893	Utah St.	Jan. 22, 1972	101	82
22,891	SDSU	Feb. 3, 1979	88	80
22,889	UNLV	Dec. 5, 1981	63	66
22,812	Utah	Mar. 3, 2007	85	62
22,718	Utah	Mar. 1, 2004	70	57
22,702	CSU	Mar. 8, 2003	67	55
22,700	Air Force	Jan. 27, 2007	61	52
22,580	Utah	Jan. 15, 2000	49	56





BYU has consistently ranked among the national attendance leaders, averaging 16,626 fans in the 36-year history of the Marriott Center. The Cougars averaged 12,073 fans in 2006-07, including the largest crowd in MWC history with 22,812 fans against Utah and another sellout crowd of 22,700 fans against then-No. 13 Air Force, marking the first time since 1981-82 that BYU has had multiple sellouts in the same year. The Cougars outdrew the regular-season conference champions of 26 of the nation's 30 other conferences as well as over half of the teams in the Atlantic Coast, Big 12, Big East and Southeastern Conferences and all but Arizona in the Pacific-10 Conference. BYU also averaged more fans than 11 of the 16 NCAA Sweet Sixteen participants, including three of the Final Four teams.

The Cougars have gone 94-10 at home over the past seven years, which included a school-record 44-game home winning streak. The streak came to an end with a 79-75 loss to Utah on Jan. 25, 2003 but was the longest active home winning streak in the nation over parts of the 2001-02 and 2002-03 seasons. Entering the 2007-08 season, the Cougars own the nation's second-longest active home win streak at 31 games.

BYU also owned one of the country's longest nonconference home winning streaks over the last seven years, defeating 40 straight non-league opponents in the Marriott Center. The streak began with a 61-59 win over Utah State on Jan. 2, 1999. Prior to the end of the streak, which came on Nov. 27, 2005 with a 64-67 loss to California, the Cougars had not lost a nonconference home game since Dec. 19, 1998, ironically a 70-71 setback to the Golden Bears. The Cougars have also achieved top nonconference wins on neutral courts with victories over nationally ranked opponents Oklahoma State (2003-04) and Stanford (2001-02).

BYU IN NCAA ATTENDANCE RANKINGS SINCE THE OPENING OF THE MARRIOTT CENTER

YEAR	RANKING	ATTENDANCE	YEAR	RANKING	ATTENDANCE
1972	1st	21,818	1996	6th	17,961
1973	1st	18,579	1997	7th	16,895
1974	1st	16,251	1998 ^	26th	12,207
1975	9th	12,563	1999 ^	20th	13,915
1976	3rd	14,011	2000 ^	13th	15,445
1977	4th	14,632	2001 ^	11th	15,705
1978	3rd	17,168	2002 ^	21st	13,372
1979	2nd	19,787	2003 ^	17th	14,468
1980	2nd	21,480	2004 ^	11th	15,300
1981	2nd	22,506	2005 ^	34th	10,633
1982	2nd	21,224	2006 ^	30th	11,069
1983	3rd	20,264	2007 ^	30th	12,073
1984	3rd	21,448			
1985	7th	15,259			
1986	5th	16,572			
1987	4th	18,939			
1988	5th	20,200			
1989	6th	18,149			
1990	5th	19,119			
1991	6th	17,479			
1992	5th	17,658			
1993	3rd	21,185			
1994	6th	18,875			
1995	5th	18,838			

Source: NCAA (note: BYU did not report paid attendance from 1998-2002. Rankings for those years reflect where the Cougars would have been listed in the rankings.)

^ Unlike prior seasons when student tickets were sold, total paid student attendance is not reflected in average attendance because of the All-Sport Card program.



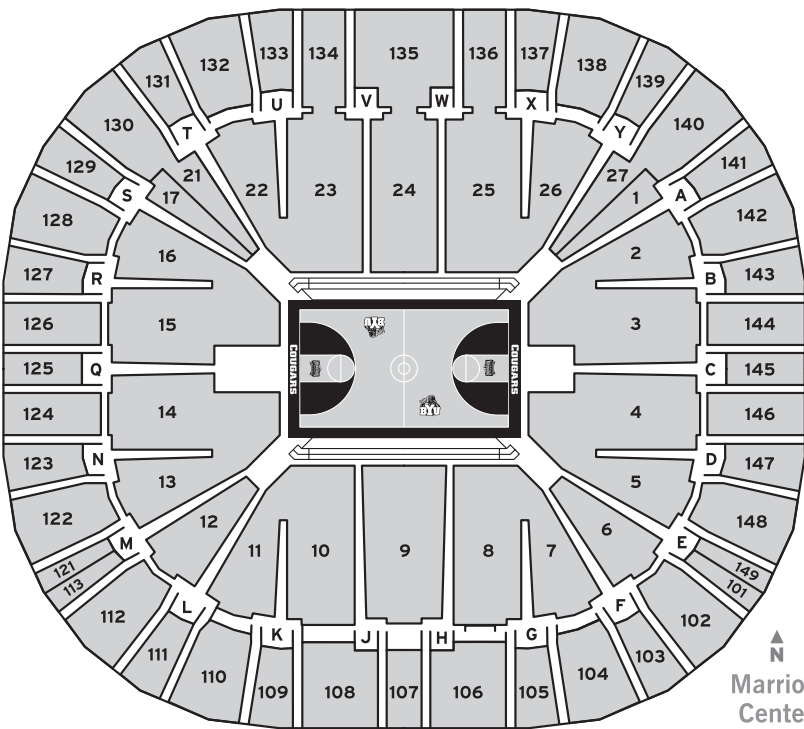
Since the Marriott Center opened 36 years ago, Cougar fans have watched BYU compile a 403-116 record, a .776 winning percentage.

The Marriott Center covers three acres and encloses eight million cubic feet. There are approximately 10,100 chair seats with the balance being bleacher seats. About 40 percent of the seats are below the concourse level. The distance around the concourse level is a quarter of a mile.

The roof, which is the size of two football fields placed side-by-side, is 10 stories high and has 50,000 bolts in it. The four-million pound roof was constructed first at ground level, then raised 38 feet. There are seven locker rooms, a President's room, two reception rooms, press and interview rooms, men's and women's team rooms and a training room.

Improvements to the exterior and interior took place in 2007, including glass exterior walls and new lighting. In 2006 the original suspended floor, installed in 1971, was replaced with a Connor Uniforce floor and seismic upgrades took place. Fittingly, the last game played on the original floor featured the jersey retirement of Cougar great Kresimir Cosic, who played in BYU's first game in the Marriott Center. An additional floor upgrade was installed in 2007.


"The Marriott Center is one of the top five places to play in the country, not just because of its size, but because its facilities are fantastic," said former UTEP head coach Don Haskins, the subject of the 2006 film Glory Road. "If there is a better arena, I haven't seen it."



Marriott Center



BYU men's basketball rose to the top in 2006-07, winning the MWC regular-season title outright while earning its 22nd NCAA Tournament appearance. Thanks to the play of MWC Player of the Year Keena Young, BYU defeated three top-25 teams and finished the season ranked No. 24 nationally.



2006-07 ATHLETIC DOMINANCE

BYU TEAM	CONF. FINISH	NATIONAL FINISH
M-Basketball	1st	24th
W-Basketball	1st	NA
M-Volleyball	2nd	4th
W-Volleyball	2nd	20th
W-Soccer	2nd	22nd
Baseball	2nd	NA
Football	1st	15th
Softball	1st	17th
W-Cross Country	1st	22nd
M-Cross Country	1st	11th
Gymnastics	4th*	NA
W-Track (indoor)	1st	62nd
M-Track (indoor)	1st	NA
W-Track (outdoor)	1st	21st
M-Track (outdoor)	1st	26th
M-Golf	1st	17th
W-Golf	2nd	16th
W-Swimming	1st	40th
M-Swimming	1st	26th
M-Tennis	7th	NA
W-Tennis	1st	17th

* Regional Finish

AMONG THE VERY BEST

BYU's 10 NCAA team championships, 1,060 All-Americans and 296 conference championships have created a tradition of excellence. The Cougars consistently rank among the nation's top-25 athletic departments in the nation, according to the NACDA Director's Cup standings which measures the overall performance of athletic departments. BYU's 21 athletic teams continually establish themselves among the top teams in the nation.

NATIONAL CHAMPIONSHIPS

Men's Volleyball	2004
Women's Cross Country	2002
Women's Cross Country	2001
Men's Volleyball	2001
Women's Cross Country	1999
Men's Volleyball	1999
Women's Cross Country	1997
Football	1984
Men's Golf	1981
Men's Track	1970

NACDA DIRECTORS' CUP

1996-97	16th
1997-98	18th
1998-99	12th
1999-00	18th
2000-01	17th
2001-02	23rd
2002-03	45th*
2003-04	29th*
2004-05	27th
2005-06	31st
2006-07	26th

* Men's volleyball's first- and second-place NCAA finishes were not counted toward the final ranking





TO BE A CHAMPION?

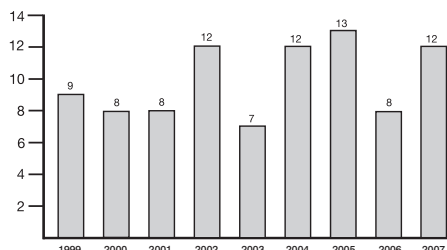
BYU'S ATHLETIC EXCELLENCE IN THE 2006-07 SEASON



FOOTBALL

Cougar football fans had plenty to cheer about with an MWC Championship, Bowl victory and a top-15 national ranking to end the 2006 season. Led by NFL second-round draft pick John Beck, the Cougar offense was one of the most potent in the nation, winning 10 straight games.

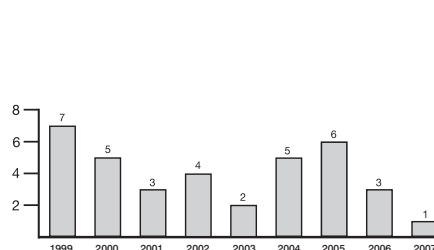
BYU TEAMS IN NATION'S TOP 25



NINE YEARS OF SUCCESS

BYU's 21 athletic teams consistently rank among the best in the nation. The past nine years have brought numerous successes in Cougar athletics. BYU teams have finished their respective seasons ranked in the nation's top-25 on 89 occasions and in the nation's top-10 on 36 different occasions. During that span, BYU averages 9.9 top-25 finishes and four top-10 finishes. BYU has also produced six national champions in the last decade. In the eight-year history of the Mountain West Conference, the Cougars

BYU TEAMS IN NATION'S TOP 10



have won 80 of 151 conference championships. That is 53 percent of all championships, or more than all other conference schools combined. In 2000-01, BYU won all but three conference championships (16 of 19). BYU also dominated the Western Athletic Conference from 1962-1999, winning more championships than any other WAC school. In fact, during the last three decades in the WAC, the Cougars won 60 percent of the WAC Championships. BYU teams have claimed at least eight MWC Championships in each of the past five seasons.




CROSS COUNTRY

Josh Rohatinsky culminated a stellar BYU cross country career by taking home the National Champion title at the 2006 NCAA Cross Country Championship. Women's All-American Kassi Andersen had another outstanding performance with a sixth-place finish at the Championships.

TRACK AND FIELD

Niklas Arrhenius was a NCAA champion in the discus in 2007 while also leading BYU to its 10th consecutive MWC title. The Cougar women earned their sixth national top-25 finish in the last eight years.



MEN'S VOLLEYBALL

Yosleyder Cala, Ivan Perez and Russell Holmes all earned All-America honors while leading BYU men's volleyball to a final regular-season ranking of No. 4 nationally. BYU men's volleyball has won three national titles (1999, 2001, 2004).



TENNIS

BYU's nationally-ranked women's tennis team has won three of the last four MWC titles and has had four straight NCAA tournament appearances, including a second round appearance in 2007.

GOLF

Led by All-American Rachel Newren, BYU women's golf had outstanding season, finishing 17th at the NCAA Championship. On the men's side, Daniel Summerhays finished fourth individually in the NCAA Tournament and was named a first-team All-American in 2007.



SOFTBALL

Led by MWC Player of the Year Jodi Norton, the Cougars had another outstanding season, winning the MWC Championship and nearly advancing past the NCAA Regional.



THE COUGAR FIGHT SONG

Brigham Young University
By Clyde D. Sandgren, '32

Rise all loyal Cougars and hurl your challenge to the foe.
We will fight, day or night, rain or snow.
Loyal, strong, and true Wear the white and blue.
While we sing, get set to spring. Come on Cougars it's up to you. Oh!

Chorus: Rise and shout, the Cougars are out along the trail to fame and glory.
Rise and shout, our cheers will ring out
As you unfold your vict'ry story.
On you go to vanquish the foe
for Alma Mater's sons and daughters.
As we join in song,
in praise of you, our faith is strong.
We'll raise our colors high in the blue
And cheer our Cougars of BYU.

THE OLD OQUIRRH BUCKET

The Old Oquirrh Bucket (named after the Oquirrh Mountains to the west of Salt Lake City) is the symbol of in-state basketball supremacy in Utah. Each year the trophy is awarded to the in-state college team (Utah, BYU, Southern Utah, Utah State and Weber State) which has the best won-loss record against in-state competition. BYU has claimed the Bucket eight times since its inception, including last season. Following are the winners since the trophy was born in the 1974-75 season:

1974-75	Utah State	1991-92	BYU
1975-76	Utah State	1992-93	Weber State
1976-77	Weber State	1993-94	BYU
1977-78	Utah	1994-95	Utah
1978-79	BYU	1995-96	Utah
1979-80	BYU	1996-97	Utah
1980-81	Utah	1997-98	Utah
1981-82	BYU	1998-99	Utah
1982-83	Utah State	1999-00	Weber State
1983-84	Utah State	2000-01	BYU
1984-85	Utah State	2001-02	Utah State
1985-86	Weber State	2002-03	Utah
1986-87	BYU	2003-04	Utah
1987-88	Utah	2004-05	Utah State
1988-89	Utah	2005-06	Utah
1989-90	Utah	2006-07	BYU



THE DESERET FIRST DUEL

BYU and Utah have announced the formation of a rivalry series. The series—which formally begins this season—has been named the Deseret First Duel and is presented by Deseret First Credit Union.



The rivalry series includes competition in the 12 sports the two universities compete head-to-head during regular-season play. The Deseret First Duel will use a system that awards points to the winner of each head-to-head competition. A team trophy will be awarded to the individual winner of each sport—football, basketball, softball, etc. Points won by the individual sports will count toward each school's overall total. At the conclusion of each school year, a granite traveling trophy will be awarded to the overall rivalry series champion.

THE COUGAR FAN

Whether a home game or a road contest in a distant arena, BYU fans are faithful to the Cougar cause. Rain or shine, Cougar fans follow their team and are among the best fans in the nation.




THE VICTORY BELL

The original Y bell traveled across the plains with the early pioneers of The Church of Jesus Christ of Latter-day Saints and was used to call meetings among the saints and to announce any deaths in the community. Donated to the Brigham Young Academy in 1875, it was used to begin and dismiss classes until it was destroyed in a fire in 1884. The Academy went without a bell for the next 28 years, using instead a variety of instruments as a class bell.

Several overzealous students climbed the tower and vigorously beat upon the bell until it cracked after a 1949 basketball win over Utah. The bell was repaired and mounted on a trailer to travel with the teams to away games. The bell was stolen in 1958 only to be found six months later in nearby Springville. The theft prompted the construction of a bell tower on BYU's upper-campus overlooking the Smith Fieldhouse.

In 1978, the bell was moved to its current home on the southwest corner of the Marriott Center. The open arch tower was designed by BYU landscape architect Boyd Dawler and is made of the same cast stone as the exterior pillars of the Marriott Center. Although the old bell tower above the Smith Fieldhouse no longer stands, the massive steel I-beams that supported the tower have now been converted into the strongest park benches in the Intermountain West.

Over the years the ringing of the bell has come to represent honor, achievement and spirit, and has inspired several poems and songs from BYU faculty and alumni. Clyde D. Sandgren, who composed the Cougar Fight Song, penned a verse that was sung at the dedication of the upper-campus bell tower. As BYU victories have become more and more commonplace in recent decades, the ringing of the "Y bell" after each win has renamed it the "Victory Bell."



BYU's basketball team rings the victory bell after the Cougars' victory over Utah to claim it's spot as the top team in Utah and the Old Quirrh bucket. The bell is rung after every BYU victory for each of its athletic teams.



BYU student-athletes are seeking to excel academically and athletically, in addition to preparing for life after they graduate. The transition into university life can be challenging for any student. This is especially true for student-athletes who are expected to be good students and outstanding athletes. They are also under obligation to understand and comply with a variety of NCAA rules and regulations in order to be eligible to compete. The Student Athlete Academic Center was created to provide a place where student-athletes can receive support and resources as they pursue their goals.

One of the main priorities of the Center is to assist student-athletes as they transition into the BYU culture and the world of college athletics. Student-athletes are assigned an academic advisor to monitor their progress toward graduation. The advisor is the contact person for student-athletes who have academic or eligibility questions and concerns. The advisor also helps student-athletes make connections with other campus resources such as the Counseling and Career Center, Multicultural Student Services, University Accessibility Center and College Advisement Centers.

COMMITMENT TO SUCCESS

ACADEMIC ADVISEMENT: The main focus of the Student Athlete Academic Center is to help student-athletes graduate on time. To achieve this goal, academic advisement is provided to all student-athletes. Advisors are available to help students-athletes register for classes, monitor athletic eligibility, secure tutorial help and provide on-going support and encouragement.

TUTORING: Personal tutors are provided for athletes through the Student Athlete Academic Center with funds made available by the Cougar Club. Tutors are hired to tutor multiple subjects. To obtain a tutor, student-athletes may contact their academic advisor.

MENTORS: Mentors are available for any student-athlete through the Student Athlete Academic Center. Incoming freshmen will be assigned a mentor for their first semester. Mentors provide time management help, study skills, test-taking tips, advice on adjusting to college, etc. To obtain a mentor, student-athletes may contact their academic advisor.

COMMITMENT TO SERVICE

A vital part of Brigham Young University's involvement in the CHAMPS/Life Skills program includes a commitment to service. The CHAMPS program supports the philosophy that all student-athletes have inherent talents that allow them to excel in athletics and in life. Athletes provide valuable role models and have many unique opportunities to serve their campus and surrounding communities. The Student Athlete Academic Center coordinates service opportunities networking with schools, churches and community events. Many requests for service projects are received throughout the year. Student-athletes are expected to be involved in at least three hours of community service per semester.



COMMITMENT TO CAREER DEVELOPMENT

A career specialist is available to assist student-athletes with a variety of career issues. They receive help in choosing a major, building their resume, establishing a career network and preparing for their transition from college athletics into the world of work. These services are available through individual consultation, workshops, computer programs and University courses. Internship and employment opportunities are also made available through the Career Network, which is made up of Varsity Club and Cougar Club members.

COMPUTER LABS AND LAPTOP COMPUTERS

The computer lab is located in the Student Athlete Academic Center and is an Access Point Lab available for all students. Athletes can use the computers for research and writing papers. Laptop computers are also available on a first-come first-serve basis. The computers are equipped with the basic word processing programs: Word, Excel and PowerPoint. Internet is accessible on some computers. Computers can be checked out before away games and should be checked in upon the athletes' return.

COMMITMENT TO ACADEMIC EXCELLENCE

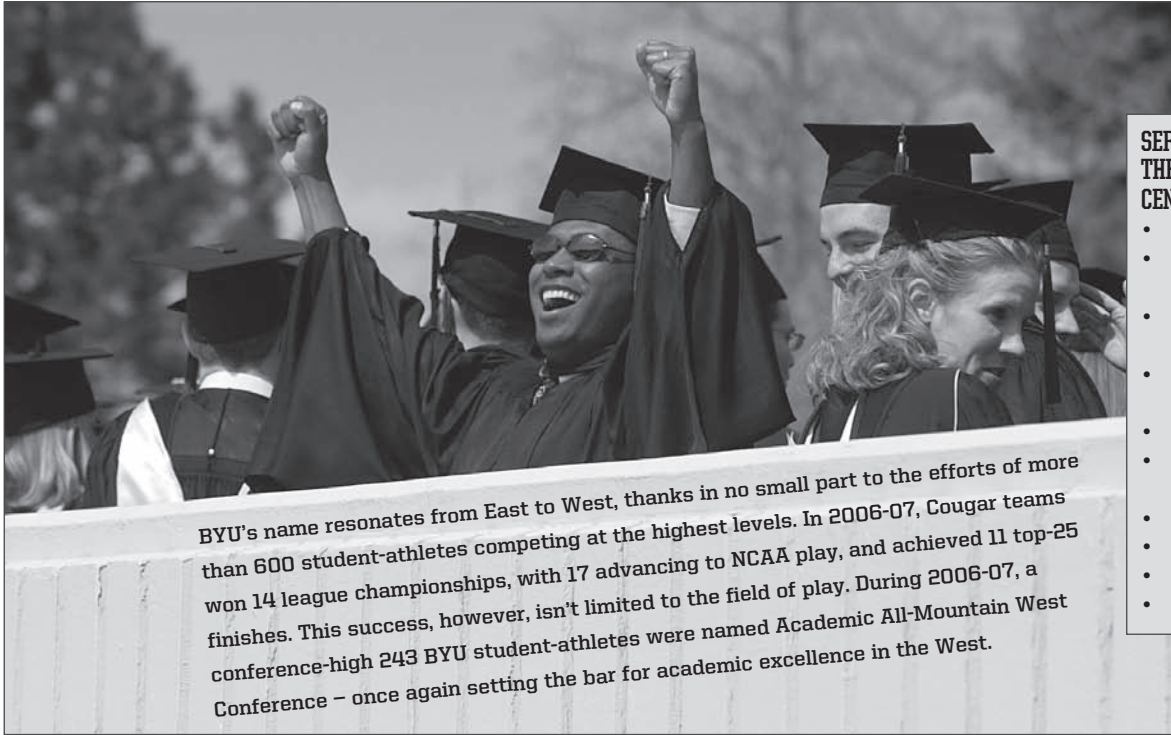
A primary goal of the Student Athlete Academic Center is to ensure that every student-athlete graduates with a bachelor's degree in their chosen field of study. To achieve this goal, the Center provides a team advisor as part of the comprehensive academic support program. Each athlete has regular visits with his/her team advisor who assists with registration and monitors progress toward graduation. Tutoring is also available for every student-athlete. The Student Athlete Academic Center is conveniently located on the third floor of the Student Athlete Building.

COMMITMENT TO ATHLETIC EXCELLENCE

The Student Athlete Academic Center employs a sport psychologist to provide performance enhancement interventions for BYU teams, coaches and student-athletes. These interventions include: increasing awareness for sport performance, goal-setting, imagery training, confidence building through self-talk strategies, pre-competition plan development, concentration (focus) training and team-building interventions. The overall objective of these types of interventions is to assist individual student-athletes and athletic teams to perform at consistently high levels. Personal counseling is also available through the sport psychologist as needed.

COMMITMENT TO PERSONAL DEVELOPMENT

Student Athlete Academic Center personnel are also active in teaching classes designed to promote leadership, emotional well-being, personal growth and decision-making skills. Student-athletes are taught about some of the unique issues they face in the world of college athletics and how to thrive in the university setting and beyond.



BYU's name resonates from East to West, thanks in no small part to the efforts of more than 600 student-athletes competing at the highest levels. In 2006-07, Cougar teams won 14 league championships, with 17 advancing to NCAA play, and achieved 11 top-25 finishes. This success, however, isn't limited to the field of play. During 2006-07, a conference-high 243 BYU student-athletes were named Academic All-Mountain West Conference - once again setting the bar for academic excellence in the West.

SERVICES AVAILABLE IN THE STUDENT ATHLETE CENTER INCLUDE:

- Academic Advising
- Career Counseling and Testing
- Community Service Opportunities
- Computer Lab/Laptop Computers
- Group Study Sessions
- Leadership Opportunities (Cougar Council)
- Mentoring
- Sport Psychology
- Study Facilities
- Tutoring



E.J. CAFFARO
SAAC Director
Basketball Academic Coach
801.422.5305 (office)
801.422.0037 (fax)
Room 378 SAB
ej_caffaro@byu.edu

RON CHAMBERLAIN
Assistant Director
- Sports Psychologist
801.422.8018 (office)
801.422.0037 (fax)
Room 362 SAB
ron_chamberlain@byu.edu

JIM HAMBLIN
Football Academic Coach
801.422.2027 (office)
801.422.0037 (fax)
Room 380 SAB
jim_hamblin@byu.edu

LISA SWENSON
Academic Advisor
801.422.4837 (office)
801.422.0037 (fax)
Room 372 SAB
lisa_swenson@byu.edu

SANDY THOMAS
Academic Advisor
Career/Employment Specialist
801.422.4841 (office)
801.422.0037 (fax)
Room 370 SAB
sandy_thomas@byu.edu

JAMAL WILLIS
Academic Coach
801.422.1574 (office)
801.422.0037 (fax)
Room 382 SAB
jamal_willis@byu.edu



JEFF TOWNSEND
CHAMPS/Life Skills
Coordinator

BOB WAKEFIELD
Service Representative

CINDY WAKEFIELD
Service Representative

"Whatever we need to do academically, Coach Rose is on board. He doesn't just want his players to be eligible; he wants them to be making serious progress towards graduation."

- E.J. Caffaro, SAAC Director,
Basketball Academic Coach

For more information about the BYU Student Athlete Academic Center, go to:
http://www.byucougars.com/student_athlete_center/



With the donations and support of nearly 5,000 members nationwide, the Cougar Club has helped BYU build one of America's strongest collegiate athletic programs. Through its fund-raising and promotional mission, the Cougar Club is ensuring the future success of BYU athletics.

Loyal Cougar Club members across America are building the foundation for BYU's future athletic victories. The changing nature of collegiate athletics means that to compete at the highest levels, BYU must raise more money every year. The costs associated with being one of the nation's top programs continue to rise dramatically. With that challenge in mind, the support of the Cougar Club and its members becomes an even more important key to the future growth of BYU athletics.

"The BYU donors and fans make all the difference," says Cougar Club Executive Director Michael Middleton. "For our teams to continue to achieve national prominence, the Cougar Club needs to con-

"FOR MORE THAN THREE DECADES, THE COUGAR CLUB HAS BEEN THE LIFE BLOOD OF BYU ATHLETICS. WE ARE GRATEFUL FOR ALL THE GENEROUS CONTRIBUTIONS OF OUR FANS."

tinue to grow."

FUNDING

Cougar Club donations are used for many vital projects, including:

- Funding the entire athletic program's recruiting expenses, helping BYU coaches to attract some of the world's premier athletes to Provo, Utah.
- Building new facilities including the Indoor Practice Facility, Student Athlete Building and Miller Baseball/Softball complex.
- Supporting the Student Athlete Academic Center, which includes sponsoring academic tutoring for student athletes, providing laptop computers for the athletes to use when traveling and sustaining an endowment that provides spring/summer and post-eligibility scholarships that assist current and former athletes to finish their degrees.

MEMBER BENEFITS

There is a Cougar Club membership level for every fan who wants to help BYU continue to build a strong athletic tradition. Individuals and businesses annually make tax-deductible Cougar Club contributions of between \$50 and \$1,000 based on their financial ability to give and the athletic benefits they want to receive. To acknowledge the generosity of Club members, the athletic department makes a number of benefits available to Club members, including priority seating, parking passes and Club events. However, the greatest benefit

COUGAR CLUB BENEFITS

- Seating priority for home and away sporting events, bowl games and postseason tournaments
- Tax deduction
- Parking passes
- *Cougar Club Newsletter* and athletic publications
- Monthly luncheons with BYU coaches and athletes
- Invitation to annual Y-Awards Banquet
- Privileges for Club events and Club travel
- Annual "Meet the Team" football reception
- Discounts on exclusive BYU merchandise and commemorative memorabilia



REASONS TO SUPPORT BYU AS A COUGAR CLUB MEMBER

1. With costs increasing more rapidly than ticket revenue, additional support is necessary to maintain a full athletic agenda.
2. Vital Cougar Club funds help maintain a strong athletic department.
3. BYU's athletic success is dependent on its ability to recruit outstanding student-athletes. Cougar Club provides the essential resources to bring recruits to campus for recruiting visits and to send coaches on the road for recruiting trips.
4. Cougar Club funds strengthen the women's athletic program, helping it to achieve equality with other established programs.
5. Cougar Club funds help to provide the best facilities possible.
6. A strong athletic program provides opportunities for talented young people to develop their full potential.
7. A winning athletic program brings positive state and national recognition to Provo and enhances the local business climate and quality of life.

Become a member by contacting us at (801) 422-2583 or 1-800-426-4298, or by e-mail at cougarclub@byu.edu.



"THE GREATEST BENEFIT OF YOUR COUGAR CLUB MEMBERSHIP IS KNOWING THAT YOU ARE HELPING BYU ATHLETICS BECOME ONE OF THE NATION'S BEST COLLEGIATE PROGRAMS."

**WWW.COUGARCLUB.COM
1-800-426-4298**

of membership is knowing that the Cougar Club is helping BYU athletics continue to be one of the nation's top collegiate athletic programs.



CECIL O. SAMUELSON
University President

Cecil O. Samuelson began his work as the 12th president of Brigham Young University on May 1, 2003.

Dr. Samuelson is a Salt Lake City native who served at the University of Utah as professor of medicine, dean of the School of Medicine and vice president of health sciences. Prior to his call as a full-time General Authority of The Church of Jesus Christ of Latter-day

Saints, he was senior vice president of Intermountain Health Care. He holds a bachelor of science degree, a master's degree in educational psychology and a medical degree from the University of Utah.

He fulfilled his residency and held a fellowship in rheumatic and genetic diseases at Duke University Medical Center in Durham, N.C. He has received numerous scholastic honors and is the author or co-author of 48 original publications, eight books or chapters of books and 13 abstracts. He also has served as a director, officer or member of several national medical and hospital organizations.

Dr. Samuelson was called in 1994 to serve The Church of Jesus Christ as a member of the First Quorum of the Seventy. At the time of his assignment to BYU, he was a member of the Presidency of the Seventy. He has also served The Church of Jesus Christ as a regional representative, stake president, stake high councilor, branch president and missionary. He has served as president of two areas of The Church of Jesus Christ of Latter-day Saints: the Utah North Area and the Europe North Area. He and his wife Sharon have five children and six grandchildren.



K. FRED SKOUSEN
Advancement Vice President

Dr. K. Fred Skousen is in his eighth year as advancement vice president of Brigham Young University. Previously, he was Dean of the Marriott School of Management and Director of the School of Accountancy at BYU. He earned a Bachelor's degree from BYU and Masters and Ph.D. degrees from the University of Illinois.

Dr. Skousen has been a consultant to the Financial Executive Research Foundation, the Controller General of the United States, the Federal Trade Commission and to several large companies. During the summer of 1969, he was a Faculty Resident on the staff of the Securities and Exchange Commission in Washington, D.C. During the summer of 1973, he was a Faculty Fellow with Price Waterhouse & Co., in Los Angeles. Dr. Skousen currently serves on the board of directors of several corporations.

Dr. Skousen taught at the University of Illinois and the University of Minnesota prior to joining the faculty at BYU. Professor Skousen was appointed to a nine-member National Commission on Professional Accounting Education in 1982. Dr. Skousen held the J. Willard and Alice S. Marriott Chair of Management at BYU from 1989-1998. Dr. Skousen is the author or co-author of more than 50 articles, research reports and books, including: "An Introduction to the SEC," "Intermediate Accounting," "Accounting: Concepts and Applications," and "Financial Accounting." Fred and his wife, Julie, have five sons, one daughter and 22 grandchildren.



TOM HOLMOE
Director of Athletics

On March 1, 2005, President Cecil O. Samuelson announced the appointment of Tom Holmoe as Director of Athletics at Brigham Young University. Holmoe is the 12th athletics director in school history and the first to oversee both the men's and women's sports programs.

A former Cougar defensive back from 1978-82, Holmoe returned to BYU in July 2001 as Associate Athletic Director of Development. A native of La Crescenta, Calif., Holmoe came to BYU on a football scholarship in 1978. He became a starter as a sophomore in 1980 and led the Western Athletic Conference with seven interceptions. Holmoe went on to earn first-team Western Athletic Conference honors as a senior in 1982 and was selected in the fourth round of the 1983 NFL draft by the San Francisco 49ers. During his five years at BYU, the Cougars won five straight WAC titles. In his seven-year NFL career, Holmoe played on three Super Bowl teams with the San Francisco 49ers in 1984, 1988 and 1989. In addition, he won a fourth title as the 49ers' secondary coach in 1994.

After retiring from pro football, Holmoe entered the coaching ranks, returning to BYU to serve as a graduate assistant under LaVell Edwards in 1990 and 1991. Holmoe then accepted an offer from Bill Walsh to become the Stanford secondary coach in 1992, where he remained for two seasons. The Cardinal was PAC-10 tri-champions in 1992 with a 10-3 overall record, including a win over Penn State in the Blockbuster Bowl. In 1994, Holmoe returned to the 49ers, serving as George Seifert's defensive backfield coach for two seasons. Two years later in 1996, Holmoe joined the University of California staff as defensive coordinator under Steve Mariucci. Following Mariucci's departure to the NFL, Holmoe assumed duties as head coach of the Golden Bears' football program from 1997 until resigning after the 2001 season.

Holmoe graduated from BYU with a degree in zoology in 1983 and received a Master's degree from BYU in athletic administration in 1995. He and his wife, Lori, live in Provo with their four children.



BRIAN SANTIAGO
Associate AD/Operations



JANIE PENFIELD
Associate AD/SWA



MIKE KING
Associate AD/Finance



TOM MULLEN
Associate AD/Development



DUFF TITTLE
Associate AD/Communications



LARRY ECHOHAWK
Faculty Representative



DAVID ALMODOVA
Marketing Director



ROBBIE BOSCO
Athletic Development



DAVE BROBERG
Athletic Publications Director



BOWEN BRADSHAW
Equipment Manager



JULIE CHAMBERS
Assistant Controller



JEREMIAH CHRISTENOT
Athletic Development



NORMA COLLETT
Assist. Media Relations Director



DAVID EBERHARD
Athletic Marketing



ANGELIQUE EARL
Administrative Assistant



CHAD GWILLIAM
Assist. Compliance Coord.



MICK HILL
Equipment Manager



BILL HOOPS
Athletic Marketing



CASEY STAUFFER
ISP (Corporate Sponsorships)



TONY JEWKES
ISP (Corporate Sponsorships)



JIM KIMMEL
Compliance Director



MIKE MIDDLETON
Cougar Club Exec. Director



GAYE MERRILL
Head Athletic Trainer



MATT NIX
Special Events Manager



JEFF REYNOLDS
Assist. Media Relations Director




GREG VEHAR
Cougar Club Assist. Director



RALPH ZOBELL
Web/Programs Coordinator



MITCHELL PRATTE
Team Physician



KIRT KIMBALL
Team Orthopedic Surgeon




BRENT RICH
Team Physician



MARK PHILBRICK
University Photographer



JAREN WILKEY
Assistant Photographer



MIKE AVERETT
Special Events



LARRY DUFFIN
Special Events Director



DAVID MILES
Special Events Director



CLARK LIVSEY
Ticket Manager



THE MOUNTAIN WEST



THE MOUNTAIN WEST

AN ELITE NINE-TEAM CONFERENCE THAT STANDS ABOVE THE REST



From its inception in 1999, the Mountain West Conference has been committed to excellence in intercollegiate athletics, while promoting the academic missions of its member institutions. Progressive in its approach, the MWC continues to cultivate opportunities for student-athletes to compete at the highest level, while fostering academic achievement and sportsmanship. Now in its ninth year, the MWC has been assertive in its involvement with the NCAA governance structure and has taken a leadership role in the overall administration of intercollegiate athletics.

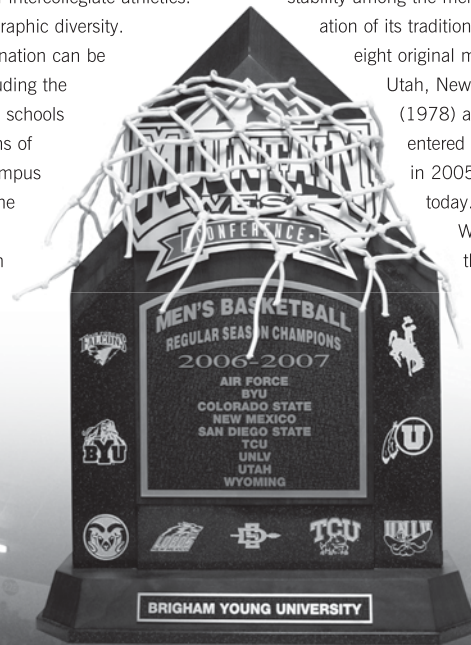
The Mountain West Conference is noted for its geographic diversity. Some of the most beautiful terrain and landscapes in the nation can be found within Mountain West Conference boundaries, including the majestic Rocky Mountain range, which borders four MWC schools (Utah, BYU, Air Force and Colorado State). The high plains of Wyoming (elevation 7,220 feet - the highest Division I campus in the nation) contrast with the desert city of Las Vegas (the fastest growing metropolitan area in the West) and the Pacific Ocean locale of San Diego State. The southwestern flavor of New Mexico complements the western heritage and culture of Fort Worth, Texas, home of the MWC's newest member, TCU.

The Mountain West Conference was conceived on May 26, 1998, when the presidents of eight institutions -- Air Force, BYU, Colorado State, New Mexico, San Diego State, UNLV, Utah and Wyoming -- decided to form a new NCAA Division I-A intercollegiate athletic conference.

to form a

The split from the former 16-team conference re-established continuity and stability among the membership within the new league and signaled the continuation of its tradition-rich, long-standing athletic rivalries. Five of the MWC's eight original members have been conference rivals since the 1960s (BYU, Utah, New Mexico, Wyoming, Colorado State), while San Diego State (1978) and Air Force (1980) were longtime members as well. UNLV entered the fold in 1996 and TCU began its first year of competition in 2005-06, completing the membership in the MWC as it stands today.

When the MWC officially began operations on July 1, 1999, the new league had in place a seven-year contract with ESPN, giving the broadcaster exclusive national television rights to MWC football and men's basketball, and three-year agreements to send the league's football champion to the Liberty Bowl and a second team to the Las Vegas Bowl. Commissioner Craig Thompson also arranged a third bowl tie-in each of the first three years (1999 Motor City, 2000 Silicon Valley, 2001 New Orleans) before securing a four-



HISTORY





year deal with the Emerald Bowl in San Francisco in 2002. An innovator in the postseason bowl structure, the MWC engineered many "firsts," as league teams have participated in five inaugural bowl games (2000 Silicon Valley, 2001 New Orleans, 2002 San Francisco (Emerald), 2005 Poinsettia, 2006 New Mexico), as well as placing the first non-automatic-qualifying BCS team into a BCS bowl game with Utah's appearance in the 2005 Tostitos Fiesta Bowl.

2006-07 IN REVIEW

The MWC enjoyed a successful 2006-07 campaign. The league sent a record-tying four teams to bowl games and posted a 3-1 mark in those contests. The 2006 season also marked the first time in MWC history two football teams recorded 11 or more wins in a season and finished the year in the top 25 polls. League champion BYU and runner-up TCU each finished the regular season with identical 11-2 records and were ranked No. 16/15 and No. 22/21, respectively, by the Associated Press and USA Today Top 25 polls. The two teams also finished the season ranked among the top four in the nation in win streaks at 10 and eight, respectively. Seventeen football student-athletes earned all-America honors, while another dozen were selected in the 2007 NFL Draft.

The MWC earned its first WNIT Championship title in women's basketball as Wyoming won the crown for the first time in school history. The Cowgirls tallied a school-record 27 wins and shattered their home attendance record with 15,462 fans at the championship game vs. Wisconsin. Overall, the league sent five teams to the postseason, including three to the NCAA Tournament (BYU, New Mexico and TCU). Five different MWC teams (BYU, New Mexico, TCU, Utah and Wyoming) received votes or ranked in the Associated Press and USA Today/ESPN/WBCA Top 25 polls during the season. BYU garnered its third MWC regular-season men's basketball crown, while UNLV captured its second MWC Tournament title in front of a tournament finals-record 16,204 fans. The Runnin' Rebels advanced to the Sweet 16 of the NCAA Tournament, marking the second time in three years an MWC team has advanced past the first and second rounds. Head coach Lon Kruger also became the fifth coach in college basketball history to take four different schools to the NCAA Men's Basketball Tournament, and only the third to coach each of those four teams to an NCAA tourney win. BYU earned an at-large bid to NCAA postseason play, marking the seventh time in the last eight years the MWC has sent multiple teams to the

NCAA Men's Basketball Tournament. Air Force earned its first trip to the NIT and advanced to the semifinals at Madison Square Garden.

At least three MWC volleyball teams appeared in the NCAA Tournament for the seventh time in eight years as BYU, Colorado State and Utah were among the 64-team field in 2006. The Utes rode a 25-match win streak to their highest ranking, No. 9, during the season. The MWC also had three soccer teams (BYU, UNLV, Utah) advance to the NCAA Tournament for the second consecutive year. The BYU men's cross country team finished 11th at the NCAA Cross Country Championships, led by Josh Rohatinsky's individual title crown. Rohatinsky finished first out of 250 runners. On the women's side, BYU and Colorado State finished 22nd and 24th, respectively, in the 2006 NCAA postseason. BYU senior Niklas Arrhenius earned an individual national championship at the NCAA Outdoor Track and Field Championships in the men's discus throw, while TCU's Jonathan Jackson finished third in the men's triple jump. On the women's side, TCU's Virgil Hodge finished fifth in the women's 200-meter dash and the TCU 4x100 relay squad placed fourth at the NCAA Championships. BYU junior Kassi Andersen finished fifth in the 3,000-meter steeplechase, while teammate Ashley McCallister had a fifth-place finish in the pole vault and San Diego State sophomore Deontee Kaye had the fourth-longest mark in the triple jump.

The Mountain West Conference is made up of nine Universities from seven Western states. TCU was added to the conference in 2005.



MOUNTAIN WEST CONFERENCE

MWC MAILING ADDRESS
15455 Gleneagle Drive, Suite 200
Colorado Springs, CO 80921

Phone: (719) 488-4040
Media/Communications Fax: (719) 487-7241
Main Fax: (719) 487-7240
Website: www.themwc.com

COMMISSIONER

Craig Thompson • Office: (719) 488-4040

DEPUTY COMMISSIONER

Bret Gilliland • Office: (719) 488-4045

ASSOC. COMMISS. FOR BUSINESS & FINANCE

Jim Andrus • Office: (719) 488-4042

ASSOC. COMMISSIONER FOR MARKETING

Dan Butterly • Office: (719) 488-4053

ASSOCIATE COMMISSIONER FOR COMPLIANCE

Carolayne Henry • Office: (719) 488-4043

ASST. COMMISSIONER FOR COMMUNICATIONS

Javan Hedlund • Office: (719) 488-4051

ASST. COMMISSIONER FOR CHAMPIONSHIPS

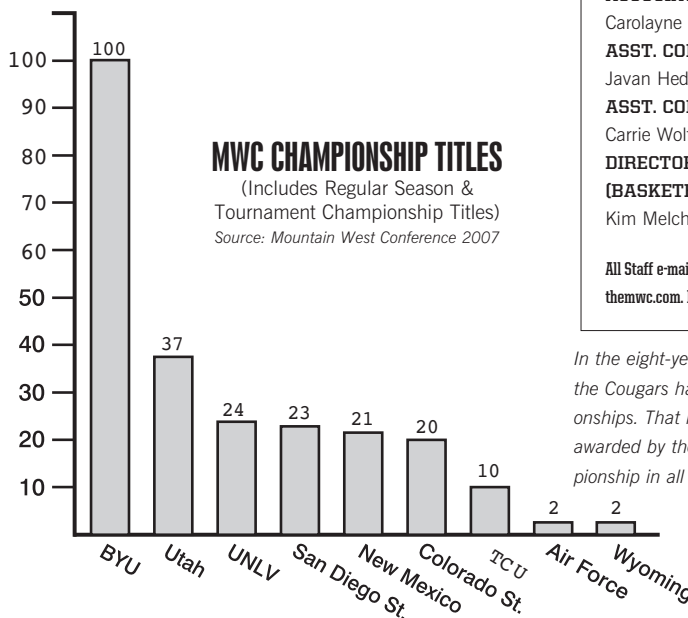
Carrie Wolf • Office: (719) 488-4044

DIRECTOR OF COMMUNICATIONS

(BASKETBALL CONTACT)

Kim Melcher • (719) 488-4050

All Staff e-mail addresses are the person's first initial, last name and @themwc.com. For example: medge@themwc.com



In the eight-year history of the Mountain West Conference, the Cougars have won 100 of 239 conference championships. That is nearly 50 percent of all championships awarded by the conference. In 2006-07, BYU won a championship in all but five conference sports (14 out of 19).



BYU AND THE MWC IN POSTSEASON

BYU has earned an invite to a postseason tournament in seven of the eight years of the MWC, leading all MWC teams. BYU is second to Utah in NCAA appearances since the formation of the MWC (BYU has made four NCAA and three NIT while Utah has made five NCAA and one NIT). UNLV has received six invites (two NCAA, four NIT). New Mexico has received four (one NCAA, three NIT) along with San Diego State (two NCAA, two NIT) and Air Force (two NCAA and two NIT). Wyoming has three (one NCAA, two NIT) while Colorado State has been to one NCAA Tournament. Below is a look at the current MWC members in postseason play:

Team	Last NCAA Appearance	Last NIT Appearance	Postseason Appearances Since 2000
Air Force	2006	2007	3
BYU	2007	2006	7
Colorado State	2003	1999	1
New Mexico	2005	2002	4
San Diego State	2006	2007	4
TCU	1998	2005	1
UNLV	2007	2005	6
Utah	2005	2001	6
Wyoming	2002	2003	3

RETURNING STARTERS AND LETTERWINNERS

This season, Mountain West Conference teams will feature rosters that total 22 starters among 68 returning letterwinners. Following is a breakdown of the 2007-08 rosters.

SCHOOL	FR.	SO.	JR.	SR.	STARTERS	LETTERWINNERS
AFA	8	4	3	4	1	10
BYU	4	2	5	3	2	8
CSU	5	1	2	1	1	2
UNM	3	1	4	5	4	8
SDSU	3	2	6	1	2	7
TCU	2	3	3	4	4	8
UNLV	3	4	5	2	1	8
Utah	2	4	4	2	4	9
WYO	4	3	3	3	3	8
Totals	34	24	35	25	22	68

MWC Among Attendance Leaders

The Mountain West Conference checked in at No. 7 in attendance last season, marking the eighth straight year the league ranked among the nation's top seven. Below is a look at the nation's top 10 conferences for attendance during the 2006-07 campaign:

Rk. Conference	Games	2006-06 Att.	Average
1. Big Ten	201	2,564,662	12,760
2. Southeastern	214	2,562,073	11,972
3. Big East	292	3,259,992	11,164
4. Atlantic Coast	219	2,434,902	11,118
5. Big 12	211	2,261,697	10,719

2006-07 MOUNTAIN WEST CONFERENCE FINAL STANDINGS

Pl.	Team	Conf.	Pct.	H	A	Overall	Pct.	H	A	N	Last 10
1.	BYU	13-3	.813	8-0	5-3	25-9	.735	17-0	6-7	2-2	7-3
2.	UNLV	12-4	.750	8-0	4-4	30-7	.811	19-1	8-5	3-1	9-1
T3.	Air Force	10-6	.625	7-1	3-5	26-9	.743	16-1	6-5	4-3	5-5
T3.	San Diego State	10-6	.625	7-1	3-5	22-11	.667	14-2	6-7	2-2	6-4
5.	Wyoming	7-9	.438	6-2	1-7	17-15	.531	12-2	2-9	3-4	4-6
T6.	Colorado State	6-10	.375	4-4	2-6	17-13	.567	10-4	5-7	2-2	3-7
T6.	Utah	6-10	.375	5-3	1-7	11-19	.367	9-6	1-11	1-2	4-6
T8.	New Mexico	4-12	.250	3-5	1-7	15-17	.469	13-5	1-10	1-2	3-7
T8.	TCU	4-12	.250	3-5	1-7	13-17	.433	10-7	2-9	1-1	3-7

6. Pacific 10	176	1,500,188	8,524
7. MOUNTAIN WEST	148	1,230,809	8,316
8. Missouri Valley	156	1,251,050	8,020
9. Western Athletic	137	908,282	6,630
10. Atlantic 10	213	1,155,219	5,424

BYU, UNLV AMONG LEADERS FOR HOME WIN STREAK

BYU is currently ranked second nationally with 31 straight home victories, followed by UNLV, which is tied for 10th with 17 straight home wins. Below is a look at the nation's longest active home court win streaks entering the 2007-08 season (data from NCAA website).

RK	TEAM	NEXT HOME GAME	STREAK
1.	Memphis	Nov. 5 (2K College Hoops Classic)	32
2.	BYU	Nov. 14 vs. Idaho State	31
3.	Ohio State	Nov. 12 vs. UW-Green Bay	25
4.	Winthrop	Nov. 10 vs. Queens	23
5.	Wisconsin	Nov. 11 vs. IPFW	22
6.	Notre Dame	Nov. 12 vs. Long Island	20
	UCLA	Nov. 9 vs. Portland State	20
8.	Florida	Nov. 9 vs. North Dakota State	19
	Holy Cross	Nov. 10 vs. Hofstra	19
10.	Indiana	Nov. 12 vs. Chattanooga	17
	UNLV	Nov. 9 vs. Montana State	17


RETURNING ALL-CONFERENCE PERFORMERS

Seven of 15 all-MWC selections return for the 2007-08 season, including 2006-07 Freshman of the Year Jonathan Tavernari (So., G, BYU). Five of the nine MWC members return an all-conference honoree from last year: BYU and Wyoming each return two selections, while New Mexico, UNLV and Utah each return one. Below is a look at the returnees:

Team	Player, Cl., Pos. (2006-07 All-MWC)
BYU	Trent Plaisted, Jr., F (2nd team) Lee Cummard, Jr., G (3rd team)
New Mexico	Tony Danridge, Sr., G (3rd team)
UNLV	Wink Adams, Jr., G (2nd team)
Utah	Luke Nevill, Jr., C (3rd team)
Wyoming	Brandon Ewing, Jr., G (2nd team) Brad Jones, Sr., G (3rd team)

IN THE EIGHT YEARS OF THE MWC

- BYU has had six 20-win seasons, leading all MWC schools. Utah has had five, UNLV four, Air Force, Wyoming and San Diego State three and New Mexico two.
- BYU has had the league's top RPI three times, been second twice and third on three occasions. The Cougars were second this year (18) behind UNLV (10).
- BYU has played the toughest schedule on average of



any team in the MWC (BYU's average strength of schedule rating the first seven years the MWC was 66, followed by Utah at 78). Last year, BYU's schedule was rated third behind Utah and UNLV. BYU had the league's toughest schedule in two of the previous three seasons.

- BYU has the second-most overall wins (162, Utah leads at 166).
- BYU is also second in conference wins (73, Utah has 75).
- BYU has the second-most MWC regular-season titles (three). Utah leads with four.
- BYU is one of six MWC teams to win the MWC Tournament title.



MWC TOURNAMENT HISTORY

2007 Thomas & Mack Center, Las Vegas, Nev.

Tuesday, March 6 – First Round
(8) TCU 62, (9) New Mexico (54)

Thursday, March 8 – Semifinals
(1) BYU 77, (8) TCU 64
(5) Wyoming 67, (4) Air Force 62
(2) UNLV 80, (7) Utah 54
(6) Colorado State 69, (3) San Diego State 64

Friday, March 9 – Semifinals
(1) BYU 96, (5) Wyoming 84
(2) UNLV 88, (6) Colorado State 72

Saturday, March 10 – Finals
(2) UNLV 78, (1) BYU 70

2006 Pepsi Center, Denver, Colo.

Tuesday, March 7 – First Round
(8) Colorado State 64, (9) TCU 60

Thursday, March 9 – Quarterfinals
(1) San Diego State 64, (8) Colorado State 52
(4) UNLV 65, (5) New Mexico 64
(7) Wyoming 57, (2) Air Force 55
(6) Utah 74, (3) BYU 70

Friday, March 10 – Semifinals
(1) San Diego State 63, (4) UNLV 60
(7) Wyoming 60, (6) Utah 47

Saturday, March 11 – Finals
(1) San Diego State 69, (7) Wyoming 64 (OT)

2005 Pepsi Center, Denver, Colo.

Thursday, March 10 – Quarterfinals
(1) Utah 62, (8) Colorado State 49
(4) UNLV 70, (5) Wyoming 63
(2) New Mexico 85, (7) BYU 71
(6) SDSU 73, (3) Air Force 68

Friday, March 11 – Semifinals
(1) Utah 73, (4) UNLV 67
(2) New Mexico 77, (6) SDSU 67

Saturday, March 12 – Finals
(2) New Mexico 60, (1) Utah 56

2004 Pepsi Center, Denver, Colo.

Thursday, March 9 – Quarterfinals
(3) Utah 75, (6) San Diego State 69
(2) BYU 79, (7) Wyoming 74
(8) Colorado State 60, (1) Air Force 48
(4) UNLV 55, (5) New Mexico 53

Friday, March 10 – Semifinals
(3) Utah 54, (2) BYU 51
(4) UNLV 80, (8) Colorado State 73

Saturday, March 11 – Finals
(3) Utah 73, (4) UNLV 70

2003 Thomas & Mack Center, Las Vegas, Nev.

Thursday, March 13 – Quarterfinals
(2) BYU 71, (7) New Mexico 56
(6) Colorado State 74, (3) Wyoming 71
(1) Utah 42, (8) Air Force 38
(4) UNLV 83, (5) San Diego State 67

Friday, March 14 – Semifinals
(6) Colorado State 86, (2) BYU 80 (OT)
(4) UNLV 64, (1) Utah 41

Saturday, March 15 – Finals
(6) Colorado State 62, (4) UNLV 61

2002 Thomas & Mack Center, Las Vegas, Nev.

Thursday, March 7 – Quarterfinals
(1) Wyoming 69, (8) Air Force 67 (OT)
(5) San Diego State 62, (4) BYU 51
(2) Utah 69, (7) Colorado State 66
(3) UNLV 120, (6) New Mexico 117 (2OT)

Friday, March 8 – Semifinals
(5) San Diego State 70, (1) Wyoming 69
(3) UNLV 76, (2) Utah (70)

Saturday, March 9 – Finals
(5) San Diego State 78, (3) UNLV 75

2001 Thomas & Mack Center, Las Vegas, Nev.

Thursday, March 8 – Quarterfinals
(2) BYU 69, (7) Air Force 54
(3) Wyoming 73, (6) San Diego State 58
(4) New Mexico 76, (5) Colorado State 65
(1) Utah (bye)

Friday, March 9 – Semifinals
(2) BYU 77, (3) Wyoming 66
(4) New Mexico 56, (1) Utah 53

Saturday, March 10 – Finals
(2) BYU 69, (4) New Mexico 65

2000 Thomas & Mack Center, Las Vegas, Nev.

Thursday, March 9 – Quarterfinals
(6) BYU 55, (3) New Mexico 43
(2) Utah 74, (7) Air Force 65
(5) Wyoming 74, (4) Colorado State 68
(1) UNLV 77, (8) San Diego State 72

Friday, March 10 – Semifinals
(6) BYU 58, (2) Utah 54
(1) UNLV 97, (5) Wyoming 92

Saturday, March 11 – Finals
(1) UNLV 79, (6) BYU 56

2006-07

ALL-MWC TEAM

(selected by head coaches)

PLAYER OF THE YEAR

Keena Young, BYU

DEFENSIVE PLAYER OF THE YEAR

Joel Anthony, UNLV

FRESHMAN OF THE YEAR

Jonathan Tavernari, BYU

COACH OF THE YEAR

Dave Rose, BYU

FIRST TEAM

Keena Young, BYU, 6-6, 215, Sr., F
Brandon Heath, San Diego St., 6-4, 198, Sr., G
Jason Smith, Colorado State, 7-0, 240, Jr., F
Dan Nwaelele, Air Force, 6-5, 205, Sr., F
Wendell White, UNLV, 6-6, 215, Sr., G

SECOND TEAM

Brandon Ewing, Wyoming, 6-2, 190, So., G
Jacob Burtschi, Air Force, 6-6, 225, Sr., F
Mohamed Abukar, SDSU, 6-10, 216, Sr., F
Trent Plaisted, BYU, 6-11, 245, So., C
Wink Adams, UNLV, 6-0, 190, So., G

THIRD TEAM

Kevin Kruger, UNLV, 6-2, 185, Sr., G
Luke Nevill, Utah, 7-1, 265, So., C
Brad Jones, Wyoming, 6-0, 170, Jr., G
Lee Cummard, BYU, 6-6, 175, So., G
Tony Danridge, New Mexico, 6-5, 215, Jr., G

HONORABLE MENTION

Tim Anderson, Jr., G, AFA
Matt McCraw, Sr., G, AFA
Austin Ainge, Sr., G, BYU
Cory Lewis, Sr., G, CSU
Darren Prentice, Jr., G, UNM
J.R. Giddens, Jr, G, UNM
Jerome Habel, Jr., F, SDSU
Lorenzo Wade, So., F, SDSU
Brent Hackett, Jr, G, TCU
Kevin Langford, So., F, TCU
Johnnie Bryant, Jr., G, Utah

MWC TEAMS IN THE 2006-07 FINAL RPI REPORT

Below is the final 2006-07 RPI ranking for each of the nine Mountain West Conference institutions, according to Collegiate Basketball News.

Table with 3 columns: RPI, Conference, Schedule Rank. Rows include UNLV (11), BYU (20), Air Force (32), San Diego State (60), Colorado State (107), Wyoming (123), Utah (137), and New Mexico (167).



Brigham Young University
MARRIOTT CENTER
CAPACITY: 22,700



UNLV
THOMAS & MACK CENTER
CAPACITY: 18,500



University of New Mexico
THE PIT/BOB KING COURT
CAPACITY: 18,018



University of Wyoming
ARENA-AUDITORIUM
CAPACITY: 15,028



University of Utah
JON M. HUNTSMAN CENTER
CAPACITY: 15,000



San Diego State University
COX ARENA
CAPACITY: 12,414



Colorado State University
MOBY ARENA
CAPACITY: 8,745



TCU
DANIEL-MEYER COLISEUM
CAPACITY: 7,201



Air Force Academy
CLUNE ARENA
CAPACITY: 5,939



 **2007-08 OPPONENTS**



OPPONENT	G	W	L	FIRST-LAST	LAST
AIR FORCE	57	45	12	1961-2007	W
Alabama	1	0	1	1957	L
Alabama-Birmingham	3	2	1	1984-1989	W
Alaska	1	1	0	1980	W
Albright	1	0	1	1943	L
Arizona	36	17	19	1951-1999	L
Arizona State	47	26	21	1946-2002	W
Arkansas	1	1	0	1947	W
Army	2	2	0	1965-1973	W
Auburn	1	0	1	1998	L
Baylor	7	5	2	1949-1979	W
Beloit	1	0	1	1949	L
Berkeley	1	1	0	1989	W
BOISE STATE	11	8	3	1976-2007	L
Bowling Green	4	3	1	1949-1984	W
Bradley	3	2	1	1953-1978	W
Brown	1	1	0	1988	W
Butler	1	0	1	1930	L
California	11	4	7	1952-2005	L
Cal-Davis	2	2	0	1936	W
Cal-Irvine	4	3	1	1986-2002	W
Cal-Santa Barbara	5	4	1	1979-2002	W
Cal Poly Pomona	1	1	0	1981	W
Cal State Fullerton	6	3	3	1972-1996	L
Cal State Los Angeles	2	2	0	1952	W
Cal State Northridge	4	4	0	1992-2001	W
Cal State Riverside	1	1	0	1999	W
Cal State Sacramento	1	1	0	1993	W
Canisius	3	3	0	1942-1946	W
Carbon College	2	2	0	1922-1943	W
Central Conn. State	1	1	0	1987	W
Chaminade	1	1	0	2005	W
Chicago	1	1	0	1930	W
Chicago State	1	1	0	1987	W
Cincinnati	3	2	1	1930-2001	L
Citadel	1	0	1	1960	L
Clemson	2	0	2	1980-1990	L
Colorado	20	5	15	1937-1956	W
Colorado College	11	5	6	1923-1936	W
Colorado St. College	9	8	1	1923-1938	W
COLORADO STATE	127	81	46	1938-2007	W
Connecticut	1	0	1	2003-2003	L
Cornell	2	1	1	1965-1969	L
Creighton	8	5	3	1931-2002	L
Culver Stockton	1	1	0	1949	W
Dartmouth	1	0	1	1958	L
Davidson	2	2	0	1974-1976	W
Dayton	2	2	0	1950-1959	W
Delta State	1	1	0	1947	W
Denver	70	53	17	1933-1999	W
DePaul	1	0	1	1964	W
Detroit	1	1	0	1955	W
Dixie College	7	7	0	1927-1935	W
Drake	1	1	0	1935	W
Duke	2	1	1	1952-1992	L
Duquesne	2	0	2	1947-1954	L
Eastern Kentucky	3	2	1	1950-1991	W
Eastern Washington	2	2	0	1989-2006	W
East Tennessee State	1	0	1	1990	L
Elon College	1	1	0	2000	W
Florida	2	2	0	1959-1992	W
Florida International	2	2	0	1999-2000	W
Florida State	1	1	0	1972	W
Fordham	2	2	0	1983-1985	W
Fort Lewis	1	1	0	2001	W
Fresno State	16	11	5	1935-1999	L

OPPONENT	G	W	L	FIRST-LAST	LAST
Gila College	2	2	0	1931	W
Gonzaga	1	0	1	1949	L
Georgetown	1	0	1	1984	L
Georgia	3	2	1	1969-1997	L
Georgia Tech	1	0	1	1978	L
Hamline	1	0	1	1951	L
HARTFORD	FIRST MEETING				
Harvard	1	1	0	1978	W
Hastings	2	2	0	1935-1938	W
Hawai'i	43	30	13	1971-1999	W
Hofstra	2	2	0	1983-1984	W
Houston	6	2	4	1965-2006	L
Idaho	5	3	2	1938-2001	W
IDAHO STATE	35	29	6	1930-2007	W
Illinois	5	2	3	1965-1980	W
Illinois Wesleyan	1	1	0	1930	W
Indiana	2	0	2	1972-1973	L
Indiana State	3	2	1	1947-1951	W
Iowa	2	0	2	1983-1986	L
Iowa State	4	0	4	1931-2000	L
JACKSON STATE	FIRST MEETING				
James Madison	2	2	0	1990-1992	W
John Carroll	1	1	0	1930	W
Kansas	4	1	3	1959-1993	L
Kansas State	6	3	3	1950-2002	W
Kent State	1	1	0	1960	L
Kentucky	3	0	3	1951-1984	L
LAMAR	2	1	1	2006-2007	L
LaVerne	1	1	0	1936	W
La Salle	9	3	6	1948-1992	L
Liberty	1	1	0	2007	W
LONG BEACH STATE	7	3	4	1972-1985	W
Long Island	3	0	3	1942-1947	L
Louisiana State	2	1	1	1960-1992	L
Louisiana Tech	2	2	0	1998	W
LOUISVILLE	3	1	2	1960-1994	W
Loyola (Ill.)	6	2	4	1931-1968	L
LOYOLA-MARYMOUNT	2	0	2	1937-2006	L
Loyola (N. Orleans)	2	1	1	1957-1959	L
McNeese State	2	2	0	1977-1992	W
Manhattan	3	2	1	1945-1955	L
Marshall	2	1	1	1948-1951	W
Marquette	4	2	2	1930-1967	L
Memphis (formerly State)	4	1	3	1960-2002	L
Miami (Fla.)	4	2	2	1960-1989	L
Michigan	4	2	2	1954-1991	L
MICHIGAN STATE	8	4	4	1930-2007	L
Minnesota	1	0	1	1994	L
Mississippi State	2	1	1	1994-1996	L
Montana	27	20	7	1941-1977	L
Montana State	12	11	1	1939-1987	W
Montana State Billings	1	1	0	2005	W
Montana State College	57	28	29	1925-1941	W
Montana Mines	2	2	0	1928	W
Morgan State	1	1	0	1996	W
Muhlenberg	1	1	0	1948	W
Murray State	3	2	1	1953-1955	L
Nebraska	4	3	1	1930-1936	W
Nevada	17	11	6	1929-1996	L
NEW MEXICO	121	71	50	1950-2007	W
New Mexico State	11	3	8	1960-1976	L
New Orleans	1	0	1	1987	L
New York (CCNY)	3	0	3	1947-1950	L
New York University	1	1	0	1965	W
Niagara	7	5	2	1947-1976	W
Nicholls State	1	1	0	1993	W



OPPONENT	G	W	L	FIRST-LAST	LAST
Northeastern	1	1	0	1988	W
Northwestern	2	1	1	1945-1989	W
North Dakota	3	2	1	1928	W
NORTH CAROLINA	4	0	4	1976-2005	L
N. Carolina-Charlotte	2	2	0	1988	W
North Carolina State	4	0	4	1952-2005	L
North Texas	2	2	0	1980-1989	W
Northern Arizona	1	0	1	1946	L
Northern Kentucky	1	1	0	2006	W
Northeast Louisiana	2	2	0	1975-1994	W
Northwestern (La.) St.	2	1	1	1948-1994	W
N.W. Oklahoma State	1	1	0	1948	W
Notre Dame	7	3	4	1956-2000	L
Occidental	1	1	0	1929	W
Ohio State	7	3	4	1956-1998	W
Oklahoma	4	2	2	1960-1992	W
Oklahoma Baptist	1	1	0	1993	W
Oklahoma City	6	0	6	1955-1976	L
Oklahoma State	7	4	3	1961-2004	W
OLD DOMINION	1	1	0	1976	W
Omaha	1	1	0	1943	W
Oral Roberts	5	5	0	1978-2007	W
Oregon	20	8	12	1954-1999	L
Oregon State	15	4	11	1927-1992	L
Pacific	6	3	3	1961-1997	W
Penn State	4	1	3	1979-1998	L
PEPPERDINE	6	2	4	1944-2003	W
Phillips	2	1	1	1928	L
Pittsburgh	1	1	0	1986	W
PORTLAND	3	2	1	1957-2007	W
Portland State	1	1	0	1978	W
Princeton	4	4	0	1981-1992	W
Providence	2	2	0	1962-1983	W
Purdue	1	1	0	1978	W
Regis	3	3	0	1949-1951	W
Rhode Island	3	1	2	1975-1978	L
Rice	6	4	2	1963-2002	W
Ricks College	2	2	0	1927-1940	W
Rutgers	1	0	1	1990	L
St. Bonaventure	3	3	0	1965-2002	W
St. Francis	2	1	1	1953-1969	W
St. John's	8	1	7	1951-1991	L
St. Joseph's	8	4	4	1962-1983	L
St. Louis	4	3	1	1930-1954	L
St. Mary's (Calif.)	9	7	2	1953-2005	L
San Diego, U. of	2	2	0	2001-2002	W
SAN DIEGO STATE	60	40	20	1941-2007	L
San Francisco	9	4	5	1946-2002	L
San Jose State	9	8	1	1948-2007	W
Santa Barbara SC	1	1	0	1940	W
Santa Clara	20	15	5	1951-2005	W
Seattle	7	5	2	1963-1976	W
Seton Hall	3	2	1	1950-2007	W
Siena	1	1	0	1989	W
Snow College	4	4	0	1929-1946	W
South Alabama	2	1	1	2000	W
South Carolina	2	1	1	1990-1993	W
South Carolina State	1	1	0	1999	W
Southeastern College	1	1	0	1925	W
Southern California	9	3	6	1933-2006	L
Southern Idaho	13	10	3	1937-1946	W
Southern Illinois	1	1	0	2000	W
Southern Methodist	4	2	2	1986-1997	L
SOUTHERN UTAH	10	10	0	1992-2007	W
Southwest Missouri	2	1	1	1985-1987	L
Stanford	6	4	2	1969-2005	L

OPPONENT	G	W	L	FIRST-LAST	LAST
Stetson	1	0	1	1990	L
Syracuse	5	0	5	1947-2004	L
TCU	12	9	3	1953-2007	W
Tennessee	2	0	2	1957-1980	L
Tennessee Tech	1	1	0	1992	W
Temple	3	2	1	1942-1966	W
Texas	5	3	2	1967-1978	L
Texas-Arlington	1	1	0	1988	W
Texas A&M	1	1	0	1972	W
Texas A&M Corpus Christi	1	1	0	2001	W
Texas Southern	1	1	0	1999	W
UTEP	64	39	25	1966-1999	W
Texas Tech	4	3	1	1967-1996	L
Toledo	4	3	1	1949-2002	W
Tulane	1	1	0	1995	W
Tulsa	11	7	4	1979-2006	W
UCLA	22	11	11	1929-2007	L
UNLV	24	12	12	1981-2007	L
UTAH	244	120	124	1909-2007	W
Utah State	224	134	90	1905-2007	W
Utah Valley University	1	1	0	2005	W
Valparaiso	2	1	1	1945-1949	W
Vanderbilt	1	0	1	1957	L
Villanova	3	1	2	1951-1984	L
Virginia	4	1	3	1981-1998	L
Virginia Commonwealth	1	1	0	1983	W
Virginia Tech	1	1	0	1967	W
WAKE FOREST	3	1	2	1952-1969	L
Washington	18	8	10	1950-1998	L
Washington State	10	5	5	1946-2006	W
Weber College	7	6	1	1938-1943	W
WEBER STATE	32	22	10	1973-2007	W
West Virginia	2	1	1	1947-1973	W
Western Carolina	1	1	0	1981	W
Western State	11	10	1	1924-1937	W
Western Kentucky	3	0	3	1946-1955	L
Western Oregon	2	2	0	2005-2007	W
Western Washington	1	1	0	1993	W
Wichita State	7	1	6	1962-1989	W
Wisconsin	1	0	1	1931	L
Wisconsin-Milwaukee	1	1	0	1972	W
Wittenberg	1	0	1	1930	L
Wofford College	1	1	0	1998	W
WYOMING	166	97	69	1929-2007	W
Xavier	3	2	1	1964-2007	L
Yale	1	1	0	1984	W

INTRACONFERENCE RECORD

	G	W	L	Pct.
Air Force	57	45	12	.789
Colorado State	127	81	46	.638
New Mexico	121	71	50	.587
San Diego State	60	40	20	.667
TCU	12	9	3	.750
UNLV	24	12	12	.500
Utah	244	120	124	.492
Wyoming	166	97	69	.584
Total	801	470	331	.588





LONG BEACH STATE

Nov. 10; Long Beach, Calif.; 2 p.m. PT

GENERAL INFO

Location: Long Beach, Calif.
 Founded: 1949
 Enrollment: 34,620
 Nickname: 49ers
 Colors: Black and Gold
 Home Arena: The Walter Pyramid (4,200)
 Conference: Big West
 Athletic Director: Vic Cegles

BASKETBALL INFO

Head Coach: Dan Monson
 Alma Mater: Idaho '85
 Best Time to Call: Call SID
 Office Phone: (562) 985-7975
 Overall Record (Years): 170-123 (10)
 Record at School (Years): First Season
 Assistant Coaches: Vic Couch, Eric Brown, Rod Palmer

2006-07

Overall Record: 24-8
 Conference Record/Finish: 12-2/1st
 Final Ranking/Postseason Finish: NR/NCAA First Round

2007-08

Lettermen Returning/Lost: 4/9
 Starters Returning/Lost: 0/5

STARTERS RETURNING

None

SERIES HISTORY

Series Record: LBSU leads, 4-3
 Last Meeting: Dec. 13, 1985
 Result: BYU won 94-75 @ BYU (Cougar Classic)

MEDIA RELATIONS

Basketball Contact: Steve Janisch
 Office: (562) 985-7797
 Cell: (562) 640-1225
 Email: sjanisch@csulb.edu
 Fax: (562) 985-1549
 Press Row: (562) 985-4667
 Website: www.longbeachstate.com



HEAD COACH
Dan Monson



IDAHO STATE

Nov. 14; Provo, Utah; 7 p.m. MT

GENERAL INFO

Location: Pocatello, Idaho
 Founded: 1901
 Enrollment: 13,929
 Nickname: Bengals
 Colors: Black and Orange
 Home Arena: Holt Arena (8,000)
 Conference: Big Sky
 Athletic Director: Paul A. Bubb

BASKETBALL INFO

Head Coach: Joe O'Brien
 Alma Mater: Monmouth '77
 Best Time to Call: Mornings
 Office Phone: (208) 282-4492
 Overall Record (Years): 13-17 (1)
 Record at School (Years): Same
 Assistant Coaches: Steve Swanson, Geoff Alexander, Mike Brown

2006-07

Overall Record: 13-17
 Conference Record/Finish: 8-8/T5th
 Final Ranking/Postseason Finish: N/A

2007-08

Lettermen Returning/Lost: 7/4
 Starters Returning/Lost: 2/3

STARTERS RETURNING

Matt Stucki (F, 6-6, Jr.) 7.9 ppg, 3.8 rpg
 Logan Kinghorn (F, 6-5, Sr.) 7.8 ppg, 4.5 rpg

SERIES HISTORY

Series Record: BYU leads, 28-6
 Last Meeting: Nov. 18, 2006
 Result: BYU won 84-78 (OT) @ BYU

MEDIA RELATIONS

Basketball Contact: Frank Mercogliano
 Office: (208) 282-2621
 Cell: (208) 406-3570
 Email: mercfran@isu.edu
 Fax: (208) 282-3659
 Press Row: (208) 282-5572
 Website: www.isubengals.com



HEAD COACH
Joe O'Brien



2007-08 SCHEDULE

11/10	BYU	1/23	CS Bakersfield
11/13	at Montana State	1/26	at CS Northridge
11/17	Idaho State	1/31	CS Fullerton
11/21	at Pepperdine	2/2	UC Irvine
11/26	at Washington	2/7	at UC Davis
12/1	at Saint Louis	2/9	at Pacific
12/5	Loyola Marymount	2/13	UC Riverside
12/9	at Hawaii	2/16	at CS Bakersfield
12/18	San Francisco	2/20	CS Northridge
12/28-29	at Golden Bear Classic	2/23	at TBD
1/3	at UC Santa Barbara	2/28	at UC Irvine
1/5	at Cal Poly	3/1	at CS Fullerton
1/10	Pacific	3/6	Cal Poly
1/12	UC Davis	3/8	UC Santa Barbara
1/19	at UC Riverside		

2007-08 SCHEDULE

11/9	at Iowa	1/13	Portland State
11/14	at BYU	1/17	at Montana
11/17	at Long Beach State	1/19	at Montana State
11/21	Montana State-Northern	1/25	Sacramento State
11/23	at Oregon State	1/27	Northern Arizona
11/24	vs. Portland	1/31	at Weber State
12/1	at Idaho	2/2	Weber State
12/5	Boise State	2/7	Northern Colorado
12/15	at UCLA	2/14	at Portland State
12/23	Washington State	2/16	at Eastern Washington
12/27	at Utah	2/21	Montana State
12/29	Northwest Nazarene	2/24	Montana (Altitude)
12/31	at Washington	2/28	at Sacramento State
1/3	at Northern Colorado	3/1	at Northern Arizona
1/10	Eastern Washington		



JACKSON STATE

Nov. 16; Provo, Utah; 7 p.m. MT

GENERAL INFO

Location: Jackson, Miss.
Founded: 1877
Enrollment: 8,500
Nickname: Tigers
Colors: Blue and White
Home Arena: Lee E. Williams Center (8,000)
Conference: Southwestern Athletic
Athletic Director: Robert Braddy

BASKETBALL INFO

Head Coach: Tevester Anderson
Alma Mater: Arkansas AM&N '62
Best Time to Call: Call SID
Office Phone: (601) 979-2417
Overall Record (Years): 166-117 (9)
Record at School (Years): 63-65 (4)
Assistant Coaches: Eric Strothers, Anthony Boone

2006-07

Overall Record: 21-14
Conference Record/Finish: 12-6/2nd
Final Ranking/Postseason Finish: NR/NCAA First Round

2007-08

Lettermen Returning/Lost: 6/2
Starters Returning/Lost: 3/2

STARTERS RETURNING

Jeremy Caldwell (C, 6-8, Jr.) 7.0 ppg, 5.0 rpg
Catraiva Givens (G, 5-8, Sr.) 5.3 ppg, 4.1 apg
Grant Maxey (F, 6-7, So.) 8.9 ppg, 5.7 rpg

SERIES HISTORY

Series Record: First Meeting

MEDIA RELATIONS

Basketball Contact: Wesley Peterson
Office: (601) 979-5899
Cell: (601) 503-5898
Email: wesley.peterson@jsums.edu
Fax: (601) 979-2000
Press Row: (601) 979-2382
Website: www.jsutigers.com



HEAD COACH
**Tevester
Anderson**



2007-08 SCHEDULE

11/11	at Baylor	1/19	Prairie View A&M
11/13	at Stephen F. Austin	1/21	Texas Southern
11/16	at BYU	1/26	Grambling State
11/18	at Louisville	2/2	at Mississippi Valley St.
11/23-24	at Las Vegas Invite	2/4	at Arkansas-Pine Bluff
11/27	Southeastern Louisiana	2/9	Alcorn State
12/1	Stephen F. Austin	2/11	Southern
12/5	at California	2/16	at Prairie View A&M
12/7-8	at Drake Regency Chall.	2/18	at Texas Southern
12/21	UC Davis	2/23	at Grambling State
12/27	at TCU	3/1	Mississippi Valley State
1/5	Alabama A&M	3/3	Arkansas-Pine Bluff
1/7	Alabama State	3/6	at Alabama A&M
1/12	at Alcorn State	3/8	at Alabama State
1/14	at Southern		

HARTFORD

Nov. 20; Provo, Utah; 7:30 p.m. MT

GENERAL INFO

Location: West Hartford, Conn.
Founded: 1877
Enrollment: 4,722
Nickname: Hawks
Colors: Scarlet and White
Home Arena: Chase Arena at Reich Family Pavilion (4,017)
Conference: America East
Athletic Director: Patricia H. Meiser

BASKETBALL INFO

Head Coach: Dan Leibovitz
Alma Mater: Pennsylvania '96
Best Time to Call: Call SID
Office Phone: (860) 768-4653
Overall Record (Years): 13-18 (1)
Record at School (Years): Same
Assistant Coaches: John Gallagher, Chris Gerlufsen, Elliott Broadnax

2006-07

Overall Record: 13-18
Conference Record/Finish: 6-10/T6th
Final Ranking/Postseason Finish: N/A

2007-08

Lettermen Returning/Lost: 9/3
Starters Returning/Lost: 3/2

STARTERS RETURNING


Rich Baker (G, 6-1, Sr.) 5.6 ppg, 2.6 rpg
Michael Turner (G/F, 6-3, Jr.) 5.7 ppg, 5.2 rpg
Joe Zeglinski (G, 6-0, So.) 12.7 ppg, 4.8 rpg

SERIES HISTORY

Series Record: First Meeting

MEDIA RELATIONS

Basketball Contact: David Longolucco
Office: (860) 768-4620
Cell: (860) 805-4766
Email: longolucc@hartford.edu
Fax: (860) 768-4068
Press Row: (860) 768-5042
Website: www.hartfordhawks.com



HEAD COACH
Dan Leibovitz



2007-08 SCHEDULE

11/9	at St. Francis	1/12	Boston University
11/11	at Quinnipiac	1/16	at UMBC
11/14	Sacred Heart	1/19	Albany
11/17	at Louisville	1/21	at Maine
11/20	at BYU	1/24	Stony Brook
11/23	vs. Jackson State	1/27	at New Hampshire
11/24	vs. Iona/S. Carolina St.	1/30	Vermont
11/28	Army	2/2	at Binghamton
12/1	at Long Island	2/6	Maine
12/8	at North Texas	2/9	at Albany
12/11	Monmouth	2/14	at Stony Brook
12/14	at Villanova	2/17	New Hampshire
12/22	Brown	2/20	at Vermont
12/30	at Virginia	2/28	at Boston University
1/5	Yale	3/2	UMBC
1/9	Binghamton		



LOUISVILLE

Nov. 23; Las Vegas, Nev.; 6 p.m. PT

GENERAL INFO

Location: Louisville, Kent.
 Founded: 1798
 Enrollment: 21,000
 Nickname: Cardinals
 Colors: Red and Black
 Home Arena: Freedom Hall (18,865)
 Conference: Big East
 Athletic Director: Tom Jurich

BASKETBALL INFO

Head Coach: Rick Pitino
 Alma Mater: UMass '74
 Best Time to Call: Call SID
 Office Phone: (502) 852-6651
 Overall Record (Years): 494-182 (20)
 Record at School (Years): 142-58 (5)
 Assistant Coaches: Steve Masiello, Walter McCarty, Richard Pitino



HEAD COACH
Rick Pitino

2006-07

Overall Record: 24-10
 Conference Record/Finish: 12-4/T2nd
 Final Ranking/Postseason Finish: No. 16/NCAA Second Round

2007-08

Lettermen Returning/Lost: 11/5
 Starters Returning/Lost: 4/1

STARTERS RETURNING

David Padgett (F/C, 6-11, Sr.) 9.5 ppg, 5.6 rpg
 Juan Palacios (F, 6-9, Sr.) 8.9 ppg, 5.5 rpg
 Edgar Sosa (G, 6-1, So.) 11.4 ppg, 2.1 rpg
 Terrence Williams (F, 6-6, Jr.) 12.4 ppg, 7.0 rpg

SERIES HISTORY

Series Record: Louisville leads, 2-1
 Last Meeting: Dec. 25, 1994
 Result: BYU won 75-60 @ Great Alaska Shootout

MEDIA RELATIONS

Basketball Contact: Kenny Klein
 Office: (502) 852-6581
 Cell: (502) 599-7865
 Email: kenny.klein@louisville.edu
 Fax: (502) 852-7401
 Press Row: (502) 852-5567
 Website: www.uoflsports.com



NORTH CAROLINA

Nov. 24; Las Vegas, Nev.; 4:30/7:30 p.m. PT (7:30 - ESPN2)

GENERAL INFO

Location: Chapel Hill, N.C.
 Founded: 1789
 Enrollment: 27,700
 Nickname: Tar Heels
 Colors: Carolina Blue and White
 Home Arena: Dean E. Smith Center (21,750)
 Conference: Atlantic Coast
 Athletic Director: Dick Baddour

BASKETBALL INFO

Head Coach: Roy Williams
 Alma Mater: North Carolina '72
 Best Time to Call: Call SID
 Office Phone: (919) 962-1154
 Overall Record (Years): 524-131 (19)
 Record at School (Years): 106-30 (4)
 Assistant Coaches: Joe Holladay, Steve Robinson, Jerod Haase



HEAD COACH
Roy Williams

2006-07

Overall Record: 31-7
 Conference Record/Finish: 11-5/T1st
 Final Ranking/Postseason Finish: No. 4/NCAA Regional Final

2007-08

Lettermen Returning/Lost: 11/4
 Starters Returning/Lost: 3/2

STARTERS RETURNING

Wayne Ellington (G, 6-4, So.) 11.7 ppg, 2.9 rpg
 Tyler Hansbrough (F, 6-9, Jr.) 18.4 ppg, 7.9 rpg
 Ty Lawson (G, 5-11, So.) 10.2 ppg, 5.6 apg

SERIES HISTORY

Series Record: North Carolina leads, 4-0
 Last Meeting: Nov. 22, 2004
 Result: UNC won 86-50 @ Maui Invitational

MEDIA RELATIONS

Basketball Contact: Steve Kirschner
 Office: (919) 962-7258
 Cell: (919) 475-2695
 Email: stevekirschner@unc.edu
 Fax: (919) 962-0612
 Press Row: (919) 962-8815
 Website: www.tarheelblue.com



2007-08 SCHEDULE

11/17	Hartford	1/17	Marquette
11/18	Jackson State	1/19	at Seton Hall
11/21	at UNLV	1/23	at USF
11/23	vs. BYU	1/26	St. John's
11/24	vs. TBD	1/28	at Connecticut
12/1	Miami (Ohio)	2/2	Rutgers
12/8	Dayton	2/4	at Marquette
12/15	vs. Purdue	2/9	Georgetown
12/18	Marshall	2/12	at DePaul
12/22	New Mexico State	2/16	at Providence
12/26	Morehead State	2/18	Syracuse
12/29	Iona	2/24	at Pittsburgh
1/1	Cincinnati	2/28	Notre Dame
1/5	at Kentucky	3/2	Villanova
1/10	West Virginia	3/8	at Georgetown
1/13	at Rutgers		

2007-08 SCHEDULE

11/14	vs. Davidson	1/12	North Carolina State
11/18	Iona	1/16	at Georgia Tech
11/20	South Carolina State	1/19	Maryland
11/23	vs. Old Dominion	1/23	at Miami
11/24	vs. BYU/Louisville	1/31	Boston College
11/28	at Ohio State	2/3	at Florida State
12/1	at Kentucky	2/6	Duke
12/4	at Penn	2/10	Clemson
12/16	at Rutgers	2/12	at Virginia
12/19	Nicholls State	2/16	Virginia Tech
12/22	UC Santa Barbara	2/20	at North Carolina State
12/27	Nevada	2/24	Wake Forest
12/30	Valparaiso	3/1	at Boston College
1/2	Kent State	3/4	Florida State
1/6	at Clemson	3/8	at Duke
1/9	UNC Asheville		



OLD DOMINION

Nov. 24; Las Vegas, Nev.; 4:30/7:30 p.m. PT (7:30 - ESPN2)

GENERAL INFO

Location: Norfolk, Va.
Founded: 1930
Enrollment: 21,500
Nickname: Monarchs
Colors: Slate Blue, Silver and Light Blue
Home Arena: Ted Constant Convocation Center (8,424)
Conference: Colonial Athletic
Athletic Director: Dr. Jim Jarrett

BASKETBALL INFO

Head Coach: Blaine Taylor
Alma Mater: Montana '81
Best Time to Call: Call SID
Office Phone: (757) 683-3362
Overall Record (Years): 260-133 (12)
Record at School (Years): 118-68 (6)
Assistant Coaches: Jim Corrigan, Rob Wilkes, Travis DeCuire



HEAD COACH
Blaine Taylor

2006-07

Overall Record: 24-9
Conference Record/Finish: 15-3/2nd
Final Ranking/Postseason Finish: NR/NCAA First Round

2007-08

Lettermen Returning/Lost: 5/4
Starters Returning/Lost: 2/3

STARTERS RETURNING

Brian Henderson (G/F, 6-5, Sr.) 9.4 ppg, 2.9 rpg
Brandon Johnson (G, 6-1, Sr.) 8.3 ppg, 4.6 rpg

SERIES HISTORY

Series Record: BYU leads, 1-0
Last Meeting: Dec. 30, 1975
Result: BYU won 80-77 @ Old Dominion Classic

MEDIA RELATIONS

Basketball Contact: Carol Hudson, Jr.
Office: (757) 683-3372
Home: (757) 625-2061
Email: chudson@odu.edu
Fax: (757) 683-3119
Press Row: (757) 683-5596
Website: www.odusports.com



PORTLAND

Dec. 1; Portland, Ore.; 7 p.m. PT

GENERAL INFO

Location: Portland, Ore.
Founded: 1901
Enrollment: 3,300
Nickname: Pilots
Colors: Purple and White
Home Arena: Chiles Center (4,852)
Conference: West Coast
Athletic Director: Larry Williams

BASKETBALL INFO

Head Coach: Eric Reveno
Alma Mater: Stanford '89
Best Time to Call: Contact SID
Office Phone: (503) 943-7117
Overall Record (Years): 9-23 (1)
Record at School (Years): Same
Assistant Coaches: Joel Sobotka, Eric Jackson, Michael Wolf



HEAD COACH
Eric Reveno

2006-07

Overall Record: 9-23
Conference Record/Finish: 4-10/T7th
Final Ranking/Postseason Finish: N/A

2007-08

Lettermen Returning/Lost: 5/7
Starters Returning/Lost: 2/3

STARTERS RETURNING

Taishi Ito (G, 6-0, So.) 7.0 ppg, 2.1 rpg
Sherrard Watson (F, 6-6, Sr.) 9.0 ppg, 3.8 rpg

SERIES HISTORY

Series Record: BYU leads, 2-1
Last Meeting: Nov. 27, 2006
Result: BYU won 79-50 @ BYU

MEDIA RELATIONS

Basketball Contact: Jason Brough
Office: (503) 943-8439
Cell: (503) 706-3460
Email: brough@up.edu
Fax: (503) 943-7242
Press Row: (503) 943-7527
Website: www.portlandpilots.com



2007-08 SCHEDULE

11/11	South Carolina State	1/12	at Delaware
11/16	Toledo	1/16	James Madison
11/18	at Clemson	1/19	VCU
11/20	Iona	1/23	at George Mason
11/23	vs. North Carolina	1/26	at William & Mary
11/24	vs. Louisville/BYU	1/30	UNC-Wilmington
11/28	Georgetown	2/2	Georgia State
12/1	at Georgia State	2/6	at Northeastern
12/8	Maryland Eastern Shore	2/9	George Mason
12/16	Virginia Tech	2/14	Drexel
12/19	at Richmond	2/16	at VCU
12/21	at Winthrop	2/20	at James Madison
12/29	at UAB	2/23	vs. TBD (Bracketbuster)
1/2	Hofstra	2/27	Northeastern
1/5	William & Mary	3/1	at UNC-Wilmington
1/9	at Towson		

2007-08 SCHEDULE

11/9	at Fresno State	1/12	at Pepperdine
11/10	vs. San Diego State	1/14	at Loyola Marymount
11/11	vs. Liberty	1/19	San Francisco
11/17	Oregon	1/21	San Diego
11/24	vs. Idaho State	1/25	CS Bakersfield
11/25	at Oregon State	1/28	at Gonzaga
11/28	Portland State	2/2	at Saint Mary's
12/1	BYU	2/4	at Santa Clara
12/7	at Montana	2/9	Loyola Marymount
12/15	at Washington	2/11	Pepperdine
12/17	at Eastern Washington	2/16	at San Diego
12/21	Northern Colorado	2/18	at San Francisco
12/29	Cascade College	2/25	Gonzaga
1/2	at Yale	3/1	Santa Clara
1/5	at Army	3/3	Saint Mary's



WEBER STATE

Dec. 5; Provo, Utah; 7:30 p.m. MT

GENERAL INFO

Location: Ogden, Utah
 Founded: 1889
 Enrollment: 18,300
 Nickname: Wildcats
 Colors: Royal Purple and White
 Home Arena: Dee Events Center (12,000)
 Conference: Big Sky
 Athletic Director: Jerry Graybeal

BASKETBALL INFO

Head Coach: Randy Rahe
 Alma Mater: Buena Vista '82
 Best Time to Call: Call SID
 Office Phone: (801) 626-7292
 Overall Record (Years): 20-12 (1)
 Record at School (Years): Same
 Assistant Coaches: Eric Duft, Tim Gardner, Jeff Lindner

2006-07

Overall Record: 20-12
 Conference Record/Finish: 11-5/T1st
 Final Ranking/Postseason Finish: NR/NCAA First Round

2007-08

Lettermen Returning/Lost: 7/3
 Starters Returning/Lost: 3/2

STARTERS RETURNING

Dezmon Harris (G, 6-1, Sr.) 10.8 ppg, 2.2 rpg
 Juan Pablo Silveira (G/F, 6-4, Jr.) 11.1 ppg, 2.3 rpg
 Arturas Valeika (F/C, 6-9, Sr.) 8.0 ppg, 6.5 rpg

SERIES HISTORY

Series Record: BYU leads, 22-10
 Last Meeting: Dec. 2, 2006
 Result: BYU won 73-69 (OT) @ Weber State

MEDIA RELATIONS

Basketball Contact: Brad Larsen
 Office: (801) 626-6010
 Cell: (801) 698-9548
 Email: blarsen3@weber.edu
 Fax: (801) 626-6490
 Press Row: (801) 626-6588
 Website: www.weberstatesports.com



HEAD COACH
Randy Rahe



MICHIGAN STATE

Dec. 8; Salt Lake City, Utah; 2 p.m. MT (VERSUS)

GENERAL INFO

Location: East Lansing, Mich.
 Founded: 1855
 Enrollment: 45,520
 Nickname: Spartans
 Colors: Green and White
 Home Arena: Jack Breslin Student Events Center (14,759)
 Conference: Big Ten
 Athletic Director: Ron Mason

BASKETBALL INFO

Head Coach: Tom Izzo
 Alma Mater: Northern Michigan '77
 Best Time to Call: Mornings/Call SID
 Office Phone: (517) 355-1643
 Overall Record (Years): 287-121 (12 years)
 Record at School (Years): Same
 Assistant Coaches: Mark Montgomery, Dwayne Stephens, Mike Garland

2006-07

Overall Record: 23-12
 Conference Record/Finish: 8-8/T7th
 Final Ranking/Postseason Finish: NR/NCAA Second Round

2007-08

Lettermen Returning/Lost: 8/6
 Starters Returning/Lost: 5/0

STARTERS RETURNING

Marquise Gray (F, 6-8, Jr.) 6.8 ppg, 5.5 rpg
 Raymar Morgan (F, 6-7, So.) 11.7 ppg, 5.2 rpg
 Drew Neitzel (G, 6-0, Sr.) 18.1 ppg, 4.3 apg
 Goran Suton (C, 6-10, Jr.) 9.3 ppg, 6.7 rpg
 Travis Walton (G, 6-2, Jr.) 6.4 ppg, 5.5 apg

SERIES HISTORY

Series Record: Series tied, 4-4
 Last Meeting: Dec. 9, 2006
 Result: MSU won 76-61 @ Auburn Hills, Mich.

MEDIA RELATIONS

Basketball Contact: Matt Larson
 Office: (517) 355-2271
 Home: (517) 485-5157
 Email: larson@ath.msu.edu
 Fax: (517) 353-9636
 Press Row: (517) 353-1626
 Website: www.msuspartans.com



HEAD COACH
Tom Izzo



2007-08 SCHEDULE

11/10	Utah State	1/17	at Montana State
11/12-13	at CBE Tournament	1/20	at Montana
11/19	at CS Bakersfield	1/23	Sacramento State
11/28	Utah	1/25	Northern Arizona
12/1	at Illinois	1/30	Idaho State
12/5	at BYU	2/2	at Idaho State
12/8	at San Francisco	2/9	Northern Colorado
12/14	Montana-Western	2/14	at Eastern Washington
12/18	CS Bakersfield	2/16	at Portland State
12/23	at New Mexico	2/21	Montana
12/28	San Francisco	2/23	Montana State
1/6	at Northern Colorado	2/28	at Northern Arizona
1/10	Portland State	3/3	at Sacramento State
1/12	Eastern Washington		

2007-08 SCHEDULE

11/13-20	CBE Classic	1/12	at Iowa
11/13	Chicago State	1/15	Ohio State
11/14	TBD (CBE Classic)	1/20	at Minnesota
11/19	vs. TBD (CBE Classic)	1/24	at Northwestern
11/20	vs. TBD (CBE Classic)	1/27	Michigan
11/24	Oakland	1/30	Illinois
11/28	North Carolina State	2/2	at Penn State
12/1	Jacksonville	2/9	Northwestern
12/4	at Bradley	2/12	at Purdue
12/8	vs. BYU	2/16	at Indiana
12/15	IPFW	2/20	Penn State
12/19	San Jose State	2/24	Iowa
12/22	vs. Texas	2/28	at Wisconsin
12/29	UW-Green Bay	3/2	Indiana
1/5	Minnesota	3/4	at Illinois
1/8	Purdue	3/9	at Ohio State



LAMAR

Dec. 12; Provo, Utah; 7 p.m. MT (The Mtn.)

GENERAL INFO

Location: Beaumont, Texas
Founded: 1923
Enrollment: 9,906
Nickname: Cardinals
Colors: Red and White
Home Arena: Montagne Center (10,080)
Conference: Southland
Athletic Director: Billy Tubbs

BASKETBALL INFO

Head Coach: Steve Roccaforte
Alma Mater: Lamar '89
Best Time to Call: Weekdays, 10 a.m.-Noon
Office Phone: (409) 880-8301
Overall Record (Years): 15-17 (1)
Record at School (Years): Same
Assistant Coaches: Brandon Aldrich, Kermit Holmes, Don Skelton



HEAD COACH
Steve Roccaforte

2006-07

Overall Record: 15-17
Conference Record/Finish: 8-8/T3rd East
Final Ranking/Postseason Finish: N/A

2007-08

Lettermen Returning/Lost: 6/5
Starters Returning/Lost: 4/1

STARTERS RETURNING

Matthew Barrow (G, 6-4, Jr.) 7.9 ppg, 2.9 apg
Darren Hopkins (G, 6-2, Sr.) 13.4 ppg, 3.6 rpg
Lamar Sanders (F, 6-6, Sr.) 12.2 ppg, 9.8 rpg
Currye Todd (G, 6-4, Sr.) 10.6 ppg, 2.9 rpg

SERIES HISTORY

Series Record: Series tied, 1-1
Last Meeting: Dec. 12, 2006
Result: Lamar won 86-77 (OT) @ Lamar

MEDIA RELATIONS

Basketball Contact: Daucy Crizer
Office: (409) 880-8329
Cell: (409) 651-0531
Email: daucy.crizer@lamar.edu
Fax: (409) 880-2338
Press Row: (409) 880-2343
Website: www.lamarcardinals.com



2007-08 SCHEDULE

11/13	LeTourneau University	1/19	Sam Houston State
11/16	at Mississippi	1/24	at Central Arkansas
11/19	Wyoming	1/26	at Northwestern State
11/24	Oral Roberts	2/2	McNeese State
11/28	at New Orleans	2/7	at Nicholls State
12/1	at Northern Illinois	2/9	Southeastern Louisiana
12/4	St. Gregory's	2/14	Texas-Arlington
12/8	Louisiana College	2/16	at Texas State
12/12	at BYU	2/21	Central Arkansas
12/22	Rice	2/23	Northwestern State
12/29	Lyon College	2/28	at Texas A&M CC
1/1	at Texas Tech	3/1	at McNeese State
1/8	Utah Valley	3/6	Nicholls State
1/12	Texas-San Antonio	3/8	at SE Louisiana
1/17	at Stephen F. Austin		

PEPPERDINE

Dec. 15; Provo, Utah; 7 p.m. MT (The Mtn.)

GENERAL INFO

Location: Malibu, Calif.
Founded: 1937
Enrollment: 8,000
Nickname: Waves
Colors: Blue, Orange and White
Home Arena: Firestone Fieldhouse (3,104)
Conference: West Coast
Athletic Director: Dr. John Watson

BASKETBALL INFO

Head Coach: Vance Walberg
Alma Mater: CS Bakersfield '78
Best Time to Call: Call SID
Office Phone: (310) 506-4161
Overall Record (Years): 8-23 (1)
Record at School (Years): Same
Assistant Coaches: Eric Bridgeland, Julius Hicks, Mark Campbell



HEAD COACH
Vance Walberg

2006-07

Overall Record: 8-23
Conference Record/Finish: 4-10/T7th
Final Ranking/Postseason Finish: N/A

2007-08

Lettermen Returning/Lost: 3/8
Starters Returning/Lost: 1/4

STARTERS RETURNING

Tyler Carr (G, 6-3, Sr.) 1.0 ppg, 1.0 rpg

SERIES HISTORY

Series Record: Pepperdine leads, 4-2
Last Meeting: Jan. 2, 2003
Result: BYU won 84-68 @ BYU

MEDIA RELATIONS

Basketball Contact: Roger Horne
Office: (310) 506-4455
Cell: (805) 279-4551
Email: roger.horne@pepperdine.edu
Fax: (310) 506-4322
Press Row: (310) 506-5050
Website: www.pepperdinesports.com



2007-08 SCHEDULE

11/10	at Oregon	1/8	Hope International
11/11	vs. Western Michigan	1/12	Portland
11/12	vs. Pacific	1/14	Gonzaga
11/17	CS Northridge	1/19	at Saint Mary's
11/21	Long Beach State	1/21	at Santa Clara
11/25	at CS Bakersfield	1/26	Loyola Marymount
11/28	at Northern Arizona	2/2	San Francisco
11/30	vs. Texas-Pan American	2/4	San Diego
12/1	vs. TBD	2/9	at Gonzaga
12/5	at UC Santa Barbara	2/11	at Portland
12/8	at Pacific	2/16	Santa Clara
12/15	at BYU	2/18	Saint Mary's
12/18	at Arkansas-Little Rock	2/23	at Loyola Marymount
12/21	at Manhattan	3/1	at San Diego
1/5	at Memphis	3/3	at San Francisco



SOUTHERN UTAH

Dec. 21; Provo, Utah; 6:30 p.m. MT (The Mtn.)

GENERAL INFO

Location: Cedar City, Utah
 Founded: 1897
 Enrollment: 7,509
 Nickname: Thunderbirds
 Colors: Scarlet and White
 Home Arena: Centrum Arena (5,300)
 Conference: The Summit League
 Athletic Director: Ken Beazer

BASKETBALL INFO

Head Coach: Roger Reid
 Alma Mater: Weber State '68
 Best Time to Call: Call SID
 Office Phone: (435) 865-8063
 Overall Record (Years): 152-77 (8)
 Record at School (Years): First Season
 Assistant Coaches: Ron Carling, Austin Ainge, Johnny Brown

2006-07

Overall Record: 16-14
 Conference Record/Finish: 6-8/T5th
 Final Ranking/Postseason Finish: N/A

2007-08

Lettermen Returning/Lost: 4/7
 Starters Returning/Lost: 3/2

STARTERS RETURNING

Nurudeen Adepoju (F, 6-5, Sr.) 9.6 ppg, 3.6 rpg
 Orlando Griego (F, 6-7, Sr.) 8.0 ppg, 4.2 rpg
 Tate Sorenson (F/C, 6-7, Sr.) 7.6 ppg, 4.0 rpg

SERIES HISTORY

Series Record: BYU leads, 10-0
 Last Meeting: Nov. 24, 2006
 Result: BYU won 80-61 @ BYU

MEDIA RELATIONS

Basketball Contact: Neil Gardner
 Office: (435) 586-7753
 Home: (435) 586-1127
 Email: gardner@suu.edu
 Fax: (435) 865-8037
 Press Row: (435) 586-7858
 Website: www.suu.edu/athletics/mensball



HEAD COACH
Roger Reid



2007-08 SCHEDULE

11/9	at Utah State	1/12	at Missouri-Kansas City
11/14	at Sacramento State	1/17	at North Dakota State
11/17	CS Fullerton	1/19	at South Dakota State
11/20	Cal Poly	1/24	Centenary
11/24	Boise State	1/26	Oral Roberts
11/28	at New Mexico	1/31	at IUPUI
11/30	Colorado-Colo. Springs	2/2	at Western Illinois
12/6	at IPFW	2/9	Missouri-Kansas City
12/8	at Oakland	2/14	South Dakota State
12/15	Utah Valley	2/16	North Dakota State
12/17	at CS Fullerton	2/19	at Oral Roberts
12/21	at BYU	2/21	at Centenary
12/29	at Cal Poly	2/28	Oakland
1/3	Western Illinois	3/1	IPFW
1/5	IUPUI		

BOISE STATE

Dec. 29; Boise, Idaho; 7 p.m. MT

GENERAL INFO

Location: Boise, Idaho
 Founded: 1932
 Enrollment: 18,599
 Nickname: Broncos
 Colors: Blue and Orange
 Home Arena: Taco Bell Arena (12,380)
 Conference: Western Athletic
 Athletic Director: Gene Bleymaier

BASKETBALL INFO

Head Coach: Greg Graham
 Alma Mater: Oregon '78
 Best Time to Call: Mornings
 Office Phone: (208) 426-1952
 Overall Record (Years): 101-78 (6)
 Record at School (Years): 83-73 (5)
 Assistant Coaches: Tim Cleary, Julious Coleman, Andy McClouskey

2006-07

Overall Record: 17-14
 Conference Record/Finish: 8-8/T5th
 Final Ranking/Postseason Finish: N/A

2007-08

Lettermen Returning/Lost: 6/5
 Starters Returning/Lost: 3/3

STARTERS RETURNING

Reggie Larry (F, 6-6, Sr.) 14.1 ppg, 8.1 rpg, 1.4 bpg
 Matt Nelson (F, 6-9, Sr.) 13.5 ppg, 8.9 rpg, .578 fgp
 Tyler Tiedeman (F, 6-7, Sr.) 4.4 ppg, 2.0 rpg

SERIES HISTORY

Series Record: BYU leads, 8-3
 Last Meeting: Nov. 29, 2006
 Result: Boise State won 72-68 @ BSU

MEDIA RELATIONS

Basketball Contact: Todd Miles
 Office: (208) 426-3868
 Cell: (208) 989-1010
 Email: tmiles@boisestate.edu
 Fax: (208) 426-1778
 Press Row: (208) 426-1503
 Website: www.broncosports.com



HEAD COACH
Greg Graham



2007-08 SCHEDULE

11/9	Utah Valley	1/17	at Utah State
11/13	Washington State	1/19	at Nevada
11/16	at Montana State	1/24	Hawaii
11/24	at Southern Utah	1/28	at Fresno State
11/28	San Diego	2/2	Idaho
12/1	at San Francisco	2/7	at Louisiana Tech
12/5	at Idaho State	2/9	at New Mexico State
12/8	Loyola Marymount	2/14	Nevada
12/13	at Utah Valley	2/16	Fresno State
12/22	at Albany	2/20	CS Bakersfield
12/29	BYU	2/23	Bracket Buster
1/2	San Jose State	2/28	at San Jose State
1/5	at Idaho	3/1	at Hawaii
1/10	New Mexico State	3/6	Utah State
1/12	Louisiana Tech		



LOYOLA MARYMOUNT

Jan. 3; Provo, Utah; 7 p.m. MT (The Mtn.)

GENERAL INFO

Location: Los Angeles, Calif.
Founded: 1911
Enrollment: 5,300
Nickname: Lions
Colors: Navy and Gray
Home Arena: Gersten Pavilion (4,156)
Conference: West Coast
Athletic Director: Dr. William Husak

BASKETBALL INFO

Head Coach: Rodney Tention
Alma Mater: San Francisco '88
Best Time to Call: Call SID
Office Phone: (310) 338-4530
Overall Record (Years): 25-36 (2)
Record at School (Years): Same
Assistant Coaches: Brian Priebe, Calvin Byrd, Steve Wachs



HEAD COACH
Rodney Tention

2006-07

Overall Record: 13-18
Conference Record/Finish: 5-9/6th
Final Ranking/Postseason Finish: N/A

2007-08

Lettermen Returning/Lost: 7/6
Starters Returning/Lost: 1/4

STARTERS RETURNING

Marko Deric (F, 6-9 Jr.) 5.0 ppg, 2.8 rpg

SERIES HISTORY

Series Record: Loyola Marymount leads, 2-0
Last Meeting: Nov. 18, 2005
Result: LMU won 83-71 @ BYU

MEDIA RELATIONS

Basketball Contact: John Shaffer
Office: (310) 338-7643
Cell: (310) 864-2626
Email: jshaffer@lmu.edu
Fax: (310) 338-2703
Press Row: (310) 258-8733
Website: www.lmulions.com



WAKE FOREST

Jan. 8; Winston-Salem, N.C.; 7 p.m. ET

GENERAL INFO

Location: Winston-Salem N.C.
Founded: 1834
Enrollment: 4,321
Nickname: Demon Deacons
Colors: Old Gold and Black
Home Arena: Lawrence Joel Veterans Memorial Coliseum (14,665)
Conference: Atlantic Coast
Athletic Director: Ron Wellman

BASKETBALL INFO

Head Coach: Dino Gaudio
Alma Mater: Ohio University '81
Best Time to Call: Call SID
Office Phone: (336) 758-5622
Overall Record (Years): 68-124 (7)
Record at School (Years): First Season
Assistant Coaches: Jeff Battle, Pat Kelsey, Mike Muse



HEAD COACH
Dino Gaudio

2006-07

Overall Record: 15-16
Conference Record/Finish: 5-11/T10th
Final Ranking/Postseason Finish: N/A

2007-08

Lettermen Returning/Lost: 10/6
Starters Returning/Lost: 4/1

STARTERS RETURNING

Harvey Hale (G, 6-2, Jr.) 8.4 ppg, 1.9 rpg
Jamie Skeen (F, 6-8, So.) 7.5 ppg, 4.6 rpg
Ishmael Smith (G, 5-11, So.) 8.7 ppg, 3.8 rpg
L.D. Williams (G, 6-4, So.) 8.2 ppg, 4.1 rpg

SERIES HISTORY

Series Record: Wake Forest leads, 2-1
Last Meeting: Dec. 30, 1969
Result: Wake Forest won 108-93 @ Quaker City invitational

MEDIA RELATIONS

Basketball Contact: Scott Wortman
Office: (336) 758-6099
Cell: (419) 203-4229
Email: wortmasm@wfu.edu
Fax: (336) 758-5140
Press Row: (336) 727-2945
Website: www.wakeforestsports.com



2007-08 SCHEDULE

11/9	at UC Irvine	1/12	Gonzaga
11/12	Arkansas-Little Rock	1/14	Portland
11/16-18	at BTI Invitational	1/19	at Santa Clara
11/24	at Mercer	1/21	at Saint Mary's
11/28	San Diego State	1/26	at Pepperdine
12/1	UC Santa Barbara	2/2	San Diego
12/5	at Long Beach State	2/4	San Francisco
12/8	at Boise State	2/9	at Portland
12/15	at UC Riverside	2/11	at Gonzaga
12/19	Mississippi State	2/16	Saint Mary's
12/22	Wagner	2/18	Santa Clara
12/30	Sam Houston State	2/23	Pepperdine
1/3	at BYU	3/1	at San Francisco
1/7	at CS Bakersfield	3/3	at San Diego

2007-08 SCHEDULE

11/9	Fairfield	1/15	at Maryland
11/19	North Carolina Central	1/20	Florida State
11/23	Winston-Salem State	1/22	at Clemson
11/26	at Iowa	1/29	Miami
11/29	at Charlotte	2/3	at North Carolina State
12/1	USC Upstate	2/6	Georgia Tech
12/5	at Vanderbilt	2/9	Virginia
12/8	at Georgia	2/14	at Florida State
12/16	Bucknell	2/17	Duke
12/19	USF	2/24	at North Carolina
12/23	Virginia Tech	2/28	Maryland
12/30	Air Force	3/1	at Georgia Tech
1/2	Presbyterian	3/4	at Virginia Tech
1/8	BYU	3/8	North Carolina State
1/12	at Boston College		



COLORADO STATE

Jan. 12; Provo, Utah; 4 p.m. MT (The Mtn.)

Feb. 13; Fort Collins, Colo.; 7 p.m. MT

GENERAL INFO

Location: Fort Collins, Colo.
 Founded: 1870
 Enrollment: 24,983
 Nickname: Rams
 Colors: Green and Gold
 Home Arena: Moby Arena (8,745)
 Conference: Mountain West
 Athletic Director: Paul Kowalczyk

BASKETBALL INFO

Head Coach: Tim Miles
 Alma Mater: University of Mary '89
 Best Time to Call: Call SID
 Office Phone: (970) 491-6232
 Overall Record (Years): 212-132 (12)
 Record at School (Years): First Season
 Assistant Coaches: Niko Medved, Mark Amaral, DeMarlo Slocum

2006-07

Overall Record: 17-13
 Conference Record/Finish: 6-10/T6th
 Final Ranking/Postseason Finish: N/A

2007-08

Lettermen Returning/Lost: 2/7
 Starters Returning/Lost: 1/4

STARTERS RETURNING

Stuart Creason (C, 7-0, Sr.) 10.2 ppg, 5.5 rpg

SERIES HISTORY

Series Record: BYU leads, 81-46
 Last Meeting: Feb. 21, 2007
 Result: BYU won 76-67 @ BYU

MEDIA RELATIONS

Basketball Contact: Joanna Riley
 Office: (970) 491-6494
 Cell: (970) 222-8458
 Email: joanna.riley@colostate.edu
 Fax: (970) 491-1348
 Press Row: (970) 491-3981
 Website: www.csurams.com



HEAD COACH
Tim Miles



UNLV

Jan. 15; Las Vegas, Nev.; 8 p.m. PT (The Mtn.)

Feb. 16; Provo, Utah; 7 p.m. MT (CSTV)

GENERAL INFO

Location: Las Vegas
 Founded: 1957
 Enrollment: 28,000
 Nickname: Runnin' Rebels
 Colors: Scarlet and Gray
 Home Arena: Thomas & Mack Center (18,500)
 Conference: Mountain West
 Athletic Director: Mike Hamrick

BASKETBALL INFO

Head Coach: Lon Kruger
 Alma Mater: Kansas State '75
 Best Time to Call: Call SID
 Office Phone: (702) 895-3295
 Overall Record (Years): 382-267 (21)
 Record at School (Years): 64-34 (3)
 Assistant Coaches: Greg Gensing, Steve Henson, Lew Hill

2006-07

Overall Record: 30-7
 Conference Record/Finish: 12-4/2nd
 Final Ranking/Postseason Finish: No. 14/NCAA Regional Semifinal

2007-08

Lettermen Returning/Lost: 8/6
 Starters Returning/Lost: 1/4

STARTERS RETURNING

Wink Adams (G, 6-0, Jr.) 13.9 ppg, 3.8 rpg

SERIES HISTORY

Series Record: Series tied, 12-12
 Last Meeting: March 10, 2007
 Result: UNLV won 78-70 @ MWC Tournament at UNLV

MEDIA RELATIONS

Basketball Contact: Andy Grossman
 Office: (702) 895-3995
 Cell: (702) 630-3949
 Email: andy.grossman@unlv.edu
 Fax: (702) 895-0989
 Press Row: (702) 895-4600
 Website: www.unlvrebels.com



HEAD COACH
Lon Kruger



2007-08 SCHEDULE

11/9	at Montana	1/12	at BYU
11/15-18	Top/World Classic	1/19	TCU
11/15	vs. Oregon State	1/22	at Air Force
11/17	TBD	1/26	at Wyoming
11/18	TBD	1/29	San Diego State
11/24	at Stanford	2/2	Utah
11/28	Arkansas-Pine Bluff	2/5	at New Mexico
12/1	at Northern Colorado	2/9	at UNLV
12/5	Denver	2/13	BYU
12/8	at Minnesota	2/20	at TCU
12/15	at North Dakota State	2/23	Air Force
12/19	at Nevada	2/27	Wyoming
12/22	Colorado	3/1	at San Diego State
12/29	Western State	3/4	at Utah
1/5	UNLV	3/8	New Mexico
1/8	Oklahoma-Panhandle St.		

2007-08 SCHEDULE

11/9	Montana State	1/12	at Air Force
11/13	Dixie State	1/15	BYU
11/17	at San Diego	1/23	Wyoming
11/21	Louisville	1/26	at San Diego State
11/24	Nevada	1/30	at TCU
11/27	at UC Santa Barbara	2/2	New Mexico
12/1	UTEP	2/6	at Utah
12/5	at Northern Arizona	2/9	Colorado State
12/8	vs. Fresno State	2/12	Air Force
12/19	Arizona	2/16	at BYU
12/22	Tennessee-Martin	2/23	at Wyoming
12/28	Kennesaw State	2/26	San Diego State
12/29	Nicholls State	3/1	TCU
12/30	Minnesota	3/4	at New Mexico
1/5	at Colorado State	3/8	Utah



UTAH

Jan. 19; Salt Lake City, Utah; 2 p.m. MT (VERSUS)
Feb. 20; Provo, Utah; 8 p.m. MT (The Mtn.)

GENERAL INFO

Location: Salt Lake City, Utah
Founded: 1850
Enrollment: 28,619
Nickname: Runnin' Utes
Colors: Crimson and White
Home Arena: Huntsman Center (15,000)
Conference: Mountain West
Athletic Director: Dr. Chris Hill



HEAD COACH
Jim Boylen

BASKETBALL INFO

Head Coach: Jim Boylen
Alma Mater: Maine '87
Best Time to Call: Call SID
Office Phone: (801) 581-5451
Overall Record (Years): First Season
Record at School (Years): Same
Assistant Coaches: Chris Jones, Jeff Smith, Marty Wilson

2006-07

Overall Record: 11-19
Conference Record/Finish: 6-10/7th
Final Ranking/Postseason Finish: N/A

2007-08

Lettermen Returning/Lost: 9/4
Starters Returning/Lost: 4/1

STARTERS RETURNING

Johnnie Bryant (G, 6-0, Sr.) 15.1 ppg, 2.7 rpg
Shaun Green (F, 6-8, Jr.) 11.1 ppg, 6.1 rpg
Luke Nevill (C, 7-1, Jr.) 16.3 ppg, 7.7 rpg
Lawrence Borha (G, 6-3, Jr.) 4.9 ppg, 1.6 rpg

SERIES HISTORY

Series Record: Utah leads, 124-120
Last Meeting: March 3, 2007
Result: BYU won 85-62 @ BYU

MEDIA RELATIONS

Basketball Contact: Andy Seeley
Office: (801) 581-3771
Cell: (801) 580-4411
Email: aseely@huntsman.utah.edu
Fax: (801) 581-4359
Press Row: (801) 581-6657
Website: www.utahutes.com



SAN DIEGO STATE

Jan. 23; Provo, Utah; 6 p.m. MT (The Mtn.)
Feb. 23; San Diego, Calif.; 8 p.m. PT (CSTV)

GENERAL INFO

Location: San Diego
Founded: 1897
Enrollment: 35,887
Nickname: Aztecs
Colors: Scarlet and Black
Home Arena: Cox Arena (12,414)
Conference: Mountain West
Athletic Director: Jeff Schemmel



HEAD COACH
Steve Fisher

BASKETBALL INFO

Head Coach: Steve Fisher
Alma Mater: Illinois State '67
Best Time to Call: Contact SID
Office Phone: (619) 594-6249
Overall Record (Years): 311-199 (16)
Record at School (Years): 127-117 (8)
Assistant Coaches: Brian Dutcher, Gregg Gottlieb, Justin Hutson

2006-07

Overall Record: 22-11
Conference Record/Finish: 10-6/T3rd
Final Ranking/Postseason Finish: NR/NIT Second Round

2007-08

Lettermen Returning/Lost: 8/3
Starters Returning/Lost: 3/2

STARTERS RETURNING

Jerome Habel (F, 6-10, Sr.) 10.9 ppg, 6.2 rpg
Lorenzo Wade (F, 6-6, Jr.) 10.5 ppg, 5.3 rpg
Richie Williams (G, 5-9, Jr.) 7.0 ppg, 4.6 apg

SERIES HISTORY

Series Record: BYU leads, 40-20
Last Meeting: Feb. 24, 2007
Result: SDSU won 86-74 @ SDSU

MEDIA RELATIONS

Basketball Contact: Mike May
Office: (619) 594-5547
Cell: (619) 957-8372
Email: mmay@mail.sdsu.edu
Fax: (619) 582-6541
Press Row: (619) 265-5853
Website: www.goaztecs.com



2007-08 SCHEDULE

11/9	South Carolina Upstate	1/16	at San Diego State
11/13	vs. High Point	1/19	BYU
11/14	vs. TBD	1/22	at New Mexico
11/19	Santa Clara	1/26	TCU
11/21-23	NIT Season Tipoff	1/30	Wyoming
11/28	at Weber State	2/2	at Colorado State
12/1	UC Irvine	2/6	UNLV
12/5	Utah State	2/9	at Air Force
12/8	vs. Oregon	2/16	San Diego State
12/15	Missouri State	2/20	at BYU
12/22	at California	2/23	New Mexico
12/27	Idaho State	2/27	at TCU
12/31	at Gonzaga	3/1	at Wyoming
1/5	Air Force	3/4	Colorado State
1/9	Dixie State	3/8	at UNLV

2007-08 SCHEDULE

11/9	vs. Liberty	1/12	at New Mexico
11/10	vs. Portland	1/16	Utah
11/11	at Fresno State	1/19	Wyoming
11/17	UC San Diego	1/23	at BYU
11/19	at San Diego	1/26	UNLV
11/24	at California	1/29	at Colorado State
11/28	at Loyola Marymount	2/6	Air Force
12/1	Western Michigan	2/9	at TCU
12/4	UC Riverside	2/13	New Mexico
12/8	vs. Saint Mary's	2/16	at Utah
12/17	Navy	2/19	at Wyoming
12/22	at Arizona	2/23	BYU
12/28	San Houston State	2/26	at UNLV
1/5	TCU	3/1	Colorado State
1/9	Northern Colorado	3/8	at Air Force



NEW MEXICO

Jan. 26; Provo, Utah; 4 p.m. MT (The Mtn.)

Feb. 26; Albuquerque, N.M.; 8 p.m. MT (The Mtn.)

GENERAL INFO

Location: Albuquerque, N.M.
 Founded: 1889
 Enrollment: 25,767
 Nickname: Lobos
 Colors: Cherry and Silver
 Home Arena: The Pit/Bob King Court (18,018)
 Conference: Mountain West
 Athletic Director: Paul Krebs

BASKETBALL INFO

Head Coach: Steve Alford
 Alma Mater: Indiana '87
 Best Time to Call: Call SID
 Office Phone: (505) 925-5750
 Overall Record (Years): 308-183 (16)
 Record at School (Years): First Season
 Assistant Coaches: Craig Neal, Ryan Miller, Chris Walker

2006-07

Overall Record: 15-17
 Conference Record/Finish: 4-12/T8th
 Final Ranking/Postseason Finish: N/A

2007-08

Lettermen Returning/Lost: 8/6
 Starters Returning/Lost: 4/1

STARTERS RETURNING

Tony Danridge (G/F, 6-5, Sr.) 12.5 ppg, 2.5 rpg
 J.R. Giddens (G, 6-5, Sr.) 15.8 ppg, 6.5 rpg
 Darren Prentice (G, 6-1, Sr.) 8.9 ppg, 2.1 rpg
 Jamaal Smith (G, 5-9, Sr.) 8.0 ppg, 1.1 rpg

SERIES HISTORY

Series Record: BYU leads 71-50
 Last Meeting: Feb. 14, 2007
 Result: BYU won 96-83 @ BYU

MEDIA RELATIONS

Basketball Contact: Jay Blackmar
 Office: (505) 925-5528
 Cell: (505) 710-2828
 Email: blackman@unm.edu
 Fax: (505) 925-5529
 Press Row: (505) 925-5988
 Website: www.golobos.com



HEAD COACH
Steve Alford



AIR FORCE

Jan. 30; USAFA, Colo.; 7 p.m. MT

Mar. 1; Provo, Utah; 7 p.m. MT

GENERAL INFO

Location: USAFA, Colo.
 Founded: 1954
 Enrollment: 4,000
 Nickname: Falcons
 Colors: Blue and Silver
 Home Arena: Clune Arena (5,858)
 Conference: Mountain West
 Athletic Director: Dr. Hans Mueh

BASKETBALL INFO

Head Coach: Jeff Reynolds
 Alma Mater: UNC Greensboro '78
 Best Time to Call: Call SID
 Office Phone: (719) 333-3039
 Overall Record (Years): 82-34 (4)
 Record at School (Years): First Season
 Assistant Coaches: Dave Pilipovich, Steve Snell, Rob Pryor
 Kevin Carroll, Tyron Wright

2006-07

Overall Record: 26-9
 Conference Record/Finish: 10-6/T3rd
 Final Rankings/Postseason Finish: NR/NIT Semifinals

2007-08

Lettermen Returning/Lost: 9/7
 Starters Returning/Lost: 1/4

STARTERS RETURNING

Tim Anderson (G, 6-3, Sr.) 9.1 ppg, 3.5 rpg

SERIES HISTORY

Series Record: BYU leads, 45-12
 Last Meeting: Feb. 27, 2007
 Result: BYU won 62-58 @ Air Force

MEDIA RELATIONS

Basketball Contact: Jerry Cross
 Office: (719) 333-3950
 Cell: (719) 338-0804
 Email: jerry.cross@usafa.edu
 Fax: (719) 333-3798
 Press Row: (719) 333-6467
 Website: www.airforcesports.com



HEAD COACH
Jeff Reynolds



2007-08 SCHEDULE

11/9	at Colorado	1/12	San Diego State
11/12	Eastern Washington	1/15	at TCU
11/16	Presbyterian	1/19	Air Force
11/17	St. Bonaventure	1/22	Utah
11/18	Loyola Marymount	1/26	at BYU
11/21	Hawaii	2/2	at UNLV
11/28	Southern Utah	2/5	Colorado State
12/1	at Mississippi	2/9	Wyoming
12/4	at New Mexico State	2/13	at San Diego State
12/8	San Diego	2/16	TCU
12/15	Texas Tech	2/20	at Air Force
12/19	New Mexico State	2/23	at Utah
12/23	Weber State	2/26	BYU
12/27	at Hawaii	3/4	UNLV
1/2	at UTEP	3/8	at Colorado State
1/5	at Wyoming		

2007-08 SCHEDULE

11/9	Dartmouth	1/16	at Wyoming
11/10	Northern Colorado	1/19	at New Mexico
11/14	Western State	1/22	Colorado State
11/19	Radford	1/30	BYU
11/23	vs. Mississippi Valley St.	2/2	at TCU
11/24	vs. Montana	2/6	at San Diego State
11/25	vs. Washington State	2/9	Utah
11/29	Colorado	2/12	at UNLV
12/4	at Northern Illinois	2/16	Wyoming
12/8	Prairie View A&M	2/20	New Mexico
12/13	Norfolk State	2/23	at Colorado State
12/22	Colorado Christian	3/1	at BYU
12/30	at Wake Forest	3/5	TCU
1/5	at Utah	3/8	San Diego State
1/12	UNLV		



WYOMING

Feb. 2; Laramie, Wyo.; 2 p.m. MT (The Mtn.)
Mar. 5; Provo, Utah; 8 p.m. MT (The Mtn.)

GENERAL INFO

Location: Laramie, Wyo.
Founded: 1886
Enrollment: 13,207
Nickname: Cowboys
Colors: Brown and Gold
Home Arena: Arena-Auditorium (15,000)
Conference: Mountain West
Athletic Director: Tom Burman

BASKETBALL INFO

Head Coach: Heath Schroyer
Alma Mater: Armstrong Atlantic State '95
Best Time to Call: Call SID
Office Phone: (307) 766-5114
Overall Record (Years): 35-47 (3)
Record at School (Years): First Season
Assistant Coaches: Fred Langley, Shaun Vandiver, Anthony Stewart



HEAD COACH
Heath Schroyer

2006-07

Overall Record: 17-15
Conference Record/Finish: 7-9/5th
Final Ranking/Postseason Finish: N/A

2007-08

Lettermen Returning/Lost: 8/5
Starters Returning/Lost: 3/2

STARTERS RETURNING

Brandon Ewing (G, 6-2, Jr.) 19.9 ppg, 3.2 rpg
Brad Jones (G, 6-1, Sr.) 18.1 ppg, 4.5 apg
Joseph Taylor (F, 6-8, Sr.) 5.1 ppg, 5.5 rpg

SERIES HISTORY

Series Record: BYU leads, 97-69
Last Meeting: March 9, 2007
Result: BYU won 96-84 @ MWC Tournament

MEDIA RELATIONS

Basketball Contact: Tim Harkins
Office: (307) 766-2256
Cell: (307) 760-7847
Email: tharkins@uwyo.edu
Fax: (307) 766-2346
Press Row: (307) 766-2222
Website: www.wyomingathletics.com



TCU

Feb. 6; Provo, Utah; 7 p.m. MT
Mar. 8; Fort Worth, Texas; 7 p.m. CT (The Mtn.)

GENERAL INFO

Location: Fort Worth, Texas
Founded: 1873
Enrollment: 8,749
Nickname: Horned Frogs
Colors: Purple and White
Home Arena: Daniel-Meyer Coliseum (7,201)
Conference: Mountain West
Athletic Director: Dr. Daniel B. Morrison, Jr.

BASKETBALL INFO

Head Coach: Neil Dougherty
Alma Mater: Cameron '84
Best Time to Call: 1-3 p.m. (CT)
Office Phone: (817) 257-7968
Overall Record (Years): 61-92 (5)
Record at School (Years): Same
Assistant Coaches: Rick Callahan, Jeff Luster, Sean Woods



HEAD COACH
Neil Dougherty

2006-07

Overall Record: 13-17
Conference Record/Finish: 4-12/T8th
Final Ranking/Postseason: N/A

2007-08

Lettermen Returning/Lost: 8/3
Starters Returning/Lost: 4/1

STARTERS RETURNING

Brent Hackett (G, 6-3, Sr.) 11.2 ppg, 2.0 rpg
Kevin Langford (F, 6-8, Jr.) 13.2 ppg, 6.0 rpg
Neiman Owens (G, 6-4, Sr.) 6.4 ppg, 5.9 rpg
Alvarado Parker (F, 6-8, Sr.) 8.8 ppg, 5.8 rpg

SERIES HISTORY

Series Record: BYU leads, 9-3
Last Meeting: March 8, 2007
Result: BYU won 77-64 @ MWC Tournament

MEDIA RELATIONS

Basketball Contact: Joe Monaco
Office: (817) 257-5378
Cell Phone: (817) 343-2064
Email: j.monaco@tcu.edu
Fax: (817) 257-7964
Press Row: (817) 257-7337
Website: www.GoFrogs.com



2007-08 SCHEDULE

11/10	Colorado-Colo. Springs	1/19	at San Diego State
11/13	at Denver	1/23	at UNLV
11/19	at Lamar	1/26	Colorado State
11/24	at Wichita State	1/30	at Utah
11/26	Arkansas-Pine Bluff	2/2	BYU
12/1	at Akron	2/6	CS Bakersfield
12/8	Colorado	2/9	at New Mexico
12/15	vs. Montana State	2/13	TCU
12/21	vs. Buffalo	2/16	at Air Force
12/22	vs. TBD	2/19	San Diego State
12/29	Wisconsin-Milwaukee	2/23	UNLV
12/31	Chadron State	2/27	at Colorado State
1/5	New Mexico	3/1	Utah
1/12	at TCU	3/5	at BYU
1/16	Air Force		

2007-08 SCHEDULE

11/13	Rice	1/15	New Mexico
11/17	Arkansas-Pine Bluff	1/19	at Colorado State
11/21	Grambling State	1/26	at Utah
11/28	at Texas Tech	1/30	UNLV
12/2	Oklahoma	2/2	Air Force
12/5	at SMU	2/6	at BYU
12/8	Texas Southern	2/9	San Diego State
12/17	Texas-Arlington	2/13	at Wyoming
12/22	Prairie View A&M	2/16	at New Mexico
12/27	Jackson State	2/20	Colorado State
12/29	at Rice	2/27	Utah
1/2	at Texas	3/1	at UNLV
1/5	at San Diego State	3/5	at Air Force
1/12	Wyoming	3/8	BYU



MWC TOURNAMENT INFO

March 12-15; Las Vegas, Nev.; (The Mtn./CSTV/VERSUS)

2008 GENERAL INFO

Dates: March 11-15
 Location: Las Vegas
 Arena: Thomas & Mack Center
 Host: UNLV
 Tickets: 1-800-322-BYU1 or www.byutickets.com
 Championships Website: http://themwc.cstv.com/champ/07-mwc-bb_tourney.html

2007 INFO

Location: Las Vegas
 Arena: Thomas & Mack
 Champion: UNLV
 MVP: Kevin Kruger, UNLV
 BYU Record: 2-1, lost 78-70 to UNLV in the championship game

BYU TOURNAMENT HISTORY

Conference Tournament Record: 21-20
 MWC Tournament Record: 9-7
 MWC Quarterfinals Record: 5-3
 MWC Semifinals Record: 2-2
 MWC Finals Record: 1-2
 Last Finals Appearance: 2007
 Last Tournament Title: 2001
 MVP Honorees: Mekeli Wesley (2001)
 All-Tournament Team Honorees: Terrell Lyday (2000), Mekeli Wesley (2001), Terrell Lyday (2001), Rafael Araujo (2004), Keena Young (2007), Lee Cumard (2007), Trent Plaisted (2007)

2008 SCHEDULE

WEDNESDAY, MARCH 12 – FIRST ROUND
 11 a.m. #8 vs. #9

THURSDAY, MARCH 13 – QUARTERFINALS

12 noon #8/9 Winner vs. #1 The Mtn.
 2:30 p.m. #5 vs. #4 The Mtn.
 6:00 p.m. #7 vs. #2 CSTV/The Mtn.
 8:30 p.m. #6 vs. #3 CSTV/The Mtn.

FRIDAY, MARCH 14 – SEMIFINALS


6:00 p.m. Semifinal Game #1 CSTV
 8:30 p.m. Semifinal Game #2 CSTV

SATURDAY, MARCH 15 – FINALS

4 p.m. Championship Game VERSUS
 Note: all times are Pacific time



MARCH 11-15, 2008



THOMAS & MACK CENTER
 LAS VEGAS

2008 NCAA TOURNAMENT

70th Annual Div. I Men's Basketball Championship (CBS)

OPENING ROUND

TUESDAY, MARCH 18, 2008
 University of Dayton Arena • Dayton, Ohio
 Host: University of Dayton



FIRST AND SECOND ROUNDS

THURSDAY AND SATURDAY, MARCH 20 AND 22, 2008
 Honda Center • Anaheim, California
 Host: Big West Conference

Pepsi Center • Denver, Colorado
 Hosts: Mountain West Conference and Colorado State University

Qwest Center Omaha • Omaha, Nebraska
 Hosts: Creighton University and Missouri Valley Conference

Verizon Center • Washington D.C.
 Host: Georgetown University

FRIDAY AND SUNDAY, MARCH 21 AND 23, 2008

BJCC Arena • Birmingham, Alabama
 Host: Southeastern Conference

Alltel Arena • Little Rock, Arkansas
 Host: University of Arkansas-Little Rock

RBC Center • Raleigh, North Carolina
 Host: North Carolina State University

St. Pete Times Forum • Tampa, Florida
 Host: University of South Florida

REGIONALS

THURSDAY AND SATURDAY, MARCH 27 AND 29, 2008

East Regional
 Charlotte Bobcat Arena • Charlotte, North Carolina
 Host: University of North Carolina, Charlotte

West Regional
 US Airways Center • Phoenix, Arizona
 Host: Arizona State University

FRIDAY AND SUNDAY, MARCH 28 AND 30, 2008

Midwest Regional
 Ford Field • Detroit, Michigan
 Host: University of Detroit Mercy

South Regional
 Reliant Stadium • Houston, Texas
 Host: University of Houston and Rice University



FINAL FOUR

SATURDAY AND MONDAY, APRIL 5 AND 7, 2008

Alamodome • San Antonio, Texas
 Host: University of Texas-San Antonio



Behind the play of Russell Larson, BYU pulled off a 80-62 upset of Louisville in 1994, the last meeting between the Cougars and the Cardinals. The win put the Cougars in the finals of the Great Alaska Shootout.

BYU Record at Neutral Sites: N/A
 BYU Record under Dave Rose: 1-0
 BYU Record in Overtime Games: 1-0
 Last Overtime Game: 2006, BYU won 84-78 in Provo
 Longest BYU Win Streak: 15 (1944-76)
 Longest Idaho St. Win Streak: 3 (1936-37)
 Largest BYU Margin of Victory: 42, 76-34 in 1931
 Largest Idaho St. Margin of Victory: 10, 45-35 in 1944
 Most Points Scored by BYU: 102 in 1976
 Most Points Scored by Idaho St.: 94 in 1977

Date	Opponent	Score	W/L
2-10-30	at Idaho State	51-33	W
2-9-31	at Idaho State	76-34	W
12-11-36	Idaho State	30-24	W
12-12-36	Idaho State	34-35	L
12-17-37	at Idaho State	30-38	L
12-18-37	at Idaho State	32-40	L
12-23-38	at Idaho State	40-17	W
12-24-38	at Idaho State	34-25	W
12-15-39	Idaho State	42-48	L
12-16-39	Idaho State	59-31	W
12-13-40	at Idaho State	39-27	W
12-14-40	at Idaho State	56-29	W
12-13-41	Idaho State	53-29	W
12-23-41	at Idaho State	45-28	W
12-15-44	at Idaho State	35-45	L
12-16-44	at Idaho State	45-33	W
12-10-45	vs. Idaho State	58-47	W
12-11-45	at Idaho State	54-47	W
12-14-46	Idaho State	50-39	W
11-26-48	at Idaho State	58-43	W
11-27-48	at Idaho State	52-46	W
12-2-49	at Idaho State	67-44	W
12-3-49	at Idaho State	83-56	W
11-28-52	at Idaho State	69-44	W
11-29-52	at Idaho State	65-47	W
12-4-53	Idaho State	70-59	W
12-5-53	Idaho State	63-50	W
3-16-57	vs. No. 16 Idaho State	65-54	W
12-1-73	Idaho State	83-82	W
11-26-76	Idaho State	102-84	W
12-3-77	at Idaho State	87-94	L
12-11-81	Idaho State ^	77-71	W
1-11-03	Idaho State*	77-58	W
11-18-06	Idaho State (OT)	84-78	W
	^ Cougar Classic		
	*Cable Car Classic		

12-25-94 vs. Louisville* 75-60 W
 #NCAA (Atlanta)
 *Great Alaska Shootout

NORTH CAROLINA

Overall Series Record: North Carolina leads 4-0
 BYU Record in Provo: N/A
 BYU Record at North Carolina: 0-1
 BYU Record at Neutral Sites: 0-3
 BYU Record Under Dave Rose: 0-0
 BYU Record in Overtime Games: N/A
 Longest BYU Win Streak: N/A
 Longest North Carolina Win Streak: 4 (1976-present)
 Largest BYU Margin of Victory: N/A
 Largest UNC Margin of Victory: 36, 86-50 in 2004
 Most Points Scored by BYU: 93 in 1976
 Most Points Scored by North Carolina: 113 in 1976

Date	Opponent	Score	W/L
12-20-76	at No. 11 N. Carolina	93-113	L
12-28-77	vs. No. 2 N. Carolina ^	81-94	L
12-4-93	vs. No. 4 N. Carolina*	65-97	L
11-22-04	vs. No. 4 N. Carolina+	50-86	L
	^ Rainbow Classic		
	*Tournament of Champions (Charlotte)		
	+Maui Invitational		

OLD DOMINION

Overall Series Record: BYU leads 1-0
 BYU Record in Provo: N/A
 BYU Record at Old Dominion: N/A
 BYU Record at Neutral Sites: 1-0
 BYU Record Under Dave Rose: 0-0
 BYU Record in Overtime Games: N/A
 Longest BYU Win Streak: 1 (1975-present)
 Longest Old Dominion Win Streak: N/A
 Largest BYU Margin of Victory: 3, 80-77 in 1975
 Largest Old Dominion Margin of Victory: N/A
 Most Points Scored by BYU: 80 in 1975
 Most Points Scored by Old Dominion: 77 in 1975

Date	Opponent	Score	W/L
12-30-75	at Old Dominion ^	80-77	W
	^ Old Dominion Classic		

PORTLAND

Overall Series Record: BYU leads 2-1
 BYU Record in Provo: 1-1
 BYU Record in Portland: 1-0
 BYU Record at Neutral Sites: N/A
 BYU Record Under Dave Rose: 1-0
 BYU Record in Overtime Games: N/A
 Longest BYU Win Streak: 2 (1958-present)
 Longest Portland Win Streak: 1 (1957-58)
 Largest BYU Margin of Victory: 29, 79-50 in 2006
 Largest Portland Margin of Victory: 9, 63-54 in 1957
 Most Points Scored by BYU: 79 in 2006
 Most Points Scored by Portland: 72 in 1958

Date	Opponent	Score	W/L
12-14-57	Portland	63-54	L
12-3-58	at Portland	77-72	W
11-22-06	Portland	79-50	W

WEBER STATE

Overall Series Record: BYU leads 22-10

LONG BEACH STATE

Overall Series Record: LBSU leads 4-3
 BYU Record in Provo: 3-1
 BYU Record in Long Beach: 0-1
 BYU Record at Neutral Sites: 0-2
 BYU Record Under Dave Rose: 0-0
 BYU Record in Overtime Games: 0-2
 Last Overtime Game: 1982, LBSU won 81-77 in Provo
 Longest BYU Win Streak: 2, 1975-77
 Longest LBSU Win Streak: 2 (twice)
 Largest BYU Margin of Victory: 19, 94-75 in 1985
 Largest LBSU Margin of Victory: 12, 101-89 in 1972
 Most Points Scored by BYU: 100 in 1977
 Most Points Scored by LBSU: 101 in 1972

Date	Opponent	Score	W/L
3-11-72	No. 5 LBSU# (OT)	90-95	L
12-30-72	No. 6 LBSU*	89-101	L
12-12-75	LBSU+	84-76	W
11-28-77	LBSU	100-91	W
12-18-79	at LBSU	76-78	L
12-10-82	LBSU+ (OT)	77-81	L
12-13-85	LBSU+	94-75	W
	#NCAA (Pocatello)		
	*All College Tournament		
	+Cougar Classic		

IDAHO STATE

Overall Series Record: BYU leads 28-6
 BYU Record in Provo: 13-2
 BYU Record in Pocatello: 15-4

JACKSON STATE - FIRST MEETING

HARTFORD - FIRST MEETING

LOUISVILLE

Overall Series Record: Louisville leads 2-1
 BYU Record in Provo: N/A
 BYU Record in Louisville: 0-1
 BYU Record at Neutral Sites: 1-1
 BYU Record Under Dave Rose: 0-0
 BYU Record in Overtime Games: N/A
 Longest BYU Win Streak: 1 (1994)
 Longest Louisville Win Streak: 2 (1960-88)
 Largest BYU Margin of Victory: 15, 75-60 in 1994
 Largest Louisville Margin of Victory: 28, 95-67 in 1960
 Most Points Scored by BYU: 76 in 1988
 Most Points Scored by Louisville: 97 in 1988

Date	Opponent	Score	W/L
12-27-60	at No. 5 Louisville	67-95	L
3-19-88	vs. Louisville#	76-97	L



BYU Record in Provo: 16-0
 BYU Record in Ogden: 6-10
 BYU Record at Neutral Sites: 0-0
 BYU Record under Dave Rose: 2-0
 BYU Record in OT Games: 3-2* (1-2 Rd, 2-0 Hm)
 *BYU is 0-1 in 2OT games, lost in Ogden in 1983
 Last Overtime Game: 2006, BYU won 73-69 in Ogden
 Longest BYU Win Streak: 4 (2003-present)
 Longest Weber State Win Streak: 1 (10 times)
 Largest BYU Margin of Victory: 33, 104-71 in 1987
 Largest Weber St. Margin of Victory: 21, 96-75 in 1976
 Most Points Scored by BYU: 104 in 1987
 Most Points Scored by Weber State: 97 in 1996

Date	Opponent	Score	W/L
11-30-73	Weber State	77-76	W
12-6-74	at Weber State	63-76	L
12-20-75	Weber State	89-80	W
11-27-76	at Weber State	75-96	L
1-3-78	Weber State	81-76	W
12-23-80	at Weber State	85-78	W
12-15-81	Weber State	63-55	W
1-6-83	at Weber State (2OT)	81-84	L
1-7-84	Weber State (OT)	86-81	W
12-8-84	at Weber State	79-87	L
12-28-85	Weber State (OT)	88-86	W
12-18-86	at Weber State	84-69	W
12-11-87	Weber State*	104-71	W
12-1-88	at Weber State	78-80	L
11-28-89	Weber State	81-65	W
11-29-90	at Weber State	69-57	W
12-21-91	Weber State	81-68	W
12-8-92	at Weber St. (OT)	77-83	L
12-21-93	Weber State	92-79	W
12-21-94	at Weber State	74-86	L
12-12-95	Weber State	91-86	W
12-4-96	at Weber State	80-97	L
12-12-97	Weber State*	83-70	W
11-19-98	at Weber State	80-83	L
12-11-99	Weber State*	66-53	W
12-28-00	at Weber State	84-75	W
12-5-01	Weber State	65-47	W
1-8-03	at Weber State	69-75	L
12-20-03	Weber State	86-65	W
12-23-04	at Weber State	79-61	W
12-17-05	Weber State	80-54	W
12-2-06	at Weber State (OT)	73-69	W

*Cougar Classic

MICHIGAN STATE

Overall Series Record: Series tied at 4-4
 BYU Record in Provo: 3-0
 BYU Record at Michigan State: 0-3
 BYU Record at Neutral Sites: 1-1
 BYU Record Under Dave Rose: 0-1
 BYU Record in Overtime Games: N/A
 Longest BYU Win Streak: 3 (1959-80)
 Longest Michigan State Win Streak: 2 (1930-56)
 Largest BYU Margin of Victory: 32, 82-50 in 1980
 Largest Mich. St. Margin of Victory: 18, 79-61 in 1956
 Most Points Scored by BYU: 96 in 1986
 Most Points Scored by Michigan State: 90 in 1963

Date	Opponent	Score	W/L
12-29-30	at Michigan State	28-29	L
12-8-56	at Michigan State	61-79	L
12-21-59	Michigan State	79-75	W
12-23-63	Michigan State	95-90	W
12-16-80	Michigan State	82-50	W
12-4-82	at Michigan State	55-63	L
12-29-86	vs. Michigan State+	96-88	W
12-9-06	vs. No. 25 Mich. St. ^	61-76	L

+Cable Car Classic
 ^ Spartan Clash (Detroit, Michigan)

LAMAR

Overall Series Record: Series tied 1-1
 BYU Record in Provo: N/A
 BYU Record at Lamar: 0-1
 BYU Record at Neutral Sites: 1-0
 BYU Record Under Dave Rose: 1-1
 BYU Record in Overtime Games: 0-1
 Last OT Game: 2006, Lamar won 86-77 in Beaumont
 Longest BYU Win Streak: 1 (2005)
 Longest Lamar Win Streak: 1 (2006)
 Largest BYU Margin of Victory: 12, 97-74 in 2005
 Largest Lamar Margin of Victory: 9, 86-77 in 2006
 Most Points Scored by BYU: 97 in 2005
 Most Points Scored by Lamar: 86 in 2006

Date	Opponent	Score	W/L
11-30-05	vs. Lamar#	97-74	W
12-13-06	at Lamar (OT)	77-86	L

#Delta Center in Salt Lake City

PEPPERDINE

Overall Series Record: Pepperdine leads 4-2
 BYU Record in Provo: 2-1
 BYU Record at Pepperdine: 0-3
 BYU Record at Neutral Sites: N/A
 BYU Record under Dave Rose: 0-0
 BYU Record in Overtime Games: 0-1 (0-1 at Pepp.)
 Last OT Game: 2002, Pepperdine won 82-79 in Malibu
 Longest BYU Win Streak: 1
 Longest Pepperdine Win Streak: 3 (1944-85)
 Largest BYU Margin of Victory: 16, 84-68 in 1997
 Largest Pepp. Margin of Victory: 10, 83-73 in 1985
 Most Points Scored by BYU: 79 in 2001-02
 Most Points Scored by Pepperdine: 83 in 1985

Date	Opponent	Score	W/L
12-29-44	at Pepperdine	51-56	L
12-15-49	at Pepperdine*	39-45	L
12-14-85	Pepperdine ^	73-83	L
12-13-97	Pepperdine ^	53-52	W
1-5-02	at Pepperdine (OT)	79-82	L
1-2-03	Pepperdine	84-68	W

*Los Angeles Invitational
 ^ Cougar Classic

SOUTHERN UTAH

Overall Series Record: BYU leads 10-0
 BYU Record in Provo: 10-0
 BYU Record in Cedar City: 0-0
 BYU Record at Neutral Sites: 0-0
 BYU Record under Dave Rose: 2-0
 BYU Record in Overtime Games: N/A
 Longest BYU Win Streak: 10 (1992-present)
 Longest Southern Utah Win Streak: N/A
 Largest BYU Margin of Victory: 46, 108-62 in 1992
 Largest Southern Utah Margin of Victory: N/A
 Most Points Scored by BYU: 108 in 1992
 Most Points Scored by Southern Utah: 67 in 1994

Date	Opponent	Score	W/L
12-11-92	Southern Utah*	108-62	W
12-9-94	Southern Utah*	82-67	W
11-24-99	Southern Utah	92-66	W
12-14-00	Southern Utah	58-52	W
12-29-01	Southern Utah	79-58	W

12-28-02	Southern Utah	93-60	W
11-21-03	Southern Utah	88-54	W
12-28-04	Southern Utah	77-52	W
11-26-05	Southern Utah	86-61	W
11-24-06	Southern Utah	80-61	W

*Cougar Classic

BOISE STATE

Overall Series Record: BYU leads 8-3
 BYU Record in Provo: 5-1
 BYU Record in Boise: 2-2
 BYU Record at Neutral Sites: 1-0
 BYU Record under Dave Rose: 1-1
 BYU Record in Overtime Games: N/A
 Longest BYU Win Streak: 4 (1976-95, 2000-05)
 Longest Boise State Win Streak: 2 (1996-97)
 Largest BYU Margin of Victory: 16, 83-67 in 2000
 Largest Boise St. Margin of Victory: 16, 83-67 in 1997
 Most Points Scored by BYU: 90 in 2004
 Most Points Scored by Boise State: 83 in 1997

Date	Opponent	Score	W/L
12-1-76	Boise State	76-75	W
12-18-82	at Boise State	68-67	W
12-23-83	Boise State	66-54	W
11-25-95	Boise State	86-71	W
12-13-96	Boise State*	58-65	L
12-6-97	at Boise State	67-83	L
12-21-00	vs. Boise State ^	83-67	W
12-2-03	at Boise State	75-69	W
12-8-04	Boise State	90-77	W
12-7-05	Boise State	80-77	W
11-29-06	at Boise State	68-72	L

*Cougar Classic
 ^ Yahoo Sports Invitational (Laie, Hawai'i)

LOYOLA-MARYMOUNT

Overall Series Record: Loyola leads 2-0
 BYU Record in Provo: 0-1
 BYU Record in Marymount: 0-1
 BYU Record at Neutral Sites: N/A
 BYU Record Under Dave Rose: 0-1
 BYU Record in Overtime Games: N/A
 Longest BYU Win Streak: N/A
 Longest Loyola Win Streak: 2 (1936-present)
 Largest BYU Margin of Victory: N/A
 Largest Loyola Margin of Victory: 12, 83-71 in 2005
 Most Points Scored by BYU: 71 in 2005
 Most Points Scored by Loyola: 83 in 2005

Date	Opponent	Score	W/L
12-30-36	at Loyola-Marymount	32-35	L
11-18-05	Loyola-Marymount	71-83	L

WAKE FOREST

Overall Series Record: Wake Forest leads 2-1
 BYU Record in Provo: N/A
 BYU Record at Wake Forest: 0-1
 BYU Record at Neutral Sites: 1-1
 BYU Record Under Dave Rose: 0-0
 BYU Record in Overtime Games: N/A
 Longest BYU Win Streak: 1 (1952-55)
 Longest Wake Forest Win Streak: 2 (1955-present)
 Largest BYU Margin of Victory: 26, 84-58 in 1952
 Largest Wake Margin of Victory: 15, 108-93 in 1969
 Most Points Scored by BYU: 93 in 1969
 Most Points Scored by Wake Forest: 108 in 1969



Date	Opponent	Score	W/L
12-30-52	vs. Wake Forest*	84-58	W
12-22-55	at Wake Forest	80-86	L
12-30-69	vs. Wake Forest#	93-108	L


*Dixie Classic
#Quaker City Invitational

COLORADO STATE

Overall Series Record: BYU leads 81-46
 BYU Record in Provo: 53-10 (31-6 in the Marriott Center)
 BYU Record in Ft. Collins: 27-33 (19-17 in Moby Arena)
 BYU Record at Neutral Sites: 1-3
 BYU Record under Dave Rose: 3-1
 BYU Record in Overtime Games: 4-3*
 (1-1 Hm, 3-1 Rd, 0-1 Neutral)
 *1-0 in 2OT (1971, won 98-92 in Ft. Collins)
 Last Overtime Game: 2003, CSU won 86-80
 at MWC Tournament in Las Vegas
 Longest BYU Win Streak: 9 (twice 1985-89, 1991-94)
 Longest CSU Win Streak: 7 (1960-70)
 Largest BYU Margin of Victory: 39, 91-52 in 1939
 Largest CSU Margin of Victory: 25, 74-49 in 1958
 Most Points Scored by BYU: 105 in 1972
 Most Points Scored by CSU: 100 in 1996

Date	Opponent	Score	W/L
1-28-38	Colorado State	50-46	W
2-12-38	at Colorado State	39-45	L
2-10-39	at Colorado State	43-44	L
2-25-39	Colorado State	91-52	W
1-19-40	at Colorado State	32-40	L
2-3-40	Colorado State	62-42	W
2-15-41	at Colorado State	40-36	W
3-1-41	Colorado State	60-33	W
1-24-42	Colorado State	52-27	W
2-27-42	at Colorado State	54-41	W
1-26-46	Colorado State	42-41	W

3-2-46	at Colorado State	40-47	L
1-31-47	Colorado State	69-47	W
2-14-47	at Colorado State	48-51	L
1-24-48	at Colorado State	64-51	W
2-16-48	Colorado State	79-48	W
2-4-49	at Colorado State	66-54	W
2-5-49	at Colorado State	54-62	L
2-25-49	Colorado State	79-49	W
2-26-49	Colorado State	72-52	W
2-3-50	Colorado State	46-42	W
2-4-50	Colorado State	58-45	W
2-11-50	at Colorado State	30-40	L
2-13-50	at Colorado State	46-55	L
12-30-50	vs. Colorado St.*	77-52	W
2-8-51	Colorado State	70-42	W
2-9-51	Colorado State	65-40	W
2-23-51	at Colorado State	50-45	W
2-24-51	at Colorado State	60-51	W
1-19-52	Colorado State	68-47	W
2-29-52	at Colorado State	75-65	W
1-24-53	Colorado State	75-47	W
2-28-53	at Colorado State	57-63	L
2-13-54	at Colorado State	76-77	L
2-27-54	Colorado State	69-71	L
1-21-55	at Colorado State	74-68	W
2-25-55	Colorado State	94-65	W
1-13-56	Colorado State	61-49	W
2-17-56	at Colorado State	59-70	L
1-11-57	at Colorado State	66-61	W
2-15-57	Colorado State	81-66	W
1-17-58	Colorado State	90-80	W
2-22-58	at Colorado State	49-74	L
1-16-59	at Colorado State	62-72	L
2-21-59	Colorado State	88-63	W
1-15-60	Colorado State	51-53	L
2-20-60	at Colorado State	53-65	L
1-13-61	at Colorado State	49-73	L
2-18-61	Colorado State	58-65	L
1-13-62	Colorado State	69-75	L
2-15-62	at Colorado State	65-73	L
2-5-70	at Colorado State	71-94	L
2-21-70	Colorado State	96-84	W
1-15-71	Colorado State	75-73	W
2-20-71	at Colo. St. (2OT)	98-92	W
1-27-72	at Colorado State	75-68	W
2-26-72	Colorado State	105-85	W
1-5-73	Colorado St. (OT)	86-93	L
2-10-73	at Colorado State	78-74	W
1-31-74	at Colorado State	52-69	L
3-2-74	Colorado State	70-69	W
2-7-75	Colorado State	88-75	W
3-8-75	at Colorado State	81-92	L
2-7-76	at Colorado State	84-93	L
3-5-76	Colorado State	81-85	L
1-14-77	Colorado State	41-49	L
2-12-77	at Colorado State	67-78	L
1-14-78	at Colorado State	66-76	L
2-10-78	Colorado State	98-81	W
1-25-79	at Colorado State	98-83	W
2-24-79	Colorado State	66-61	W
1-19-80	Colorado State	104-82	W
2-21-80	Colorado State	66-46	W
1-23-81	Colorado State	66-46	W
2-28-81	at Colorado State	80-69	W
1-7-82	at Colorado State	40-50	L
2-6-82	Colorado State	60-54	W
1-20-83	at Colorado State	77-63	W
2-17-83	Colorado State	69-58	W
1-30-84	Colorado State	73-57	W
2-23-84	at Colorado State	65-70	L
1-19-85	at Colorado State	65-64	W
2-14-85	Colorado State	77-69	W
1-17-86	at Colorado State	68-63	W
2-27-86	Colorado State	86-76	W



Last season the Cougars and Rams split their series, with both teams claiming home victories. Colorado State was one of only three teams in the MWC to defeat BYU in its run for an outright MWC regular-season Championship.

1-2-87	Colorado St. (OT)	75-67	W
1-31-87	at Colorado State	51-49	W
2-13-88	Colorado State	86-80	W
2-23-88	at Colorado State	75-67	W
1-21-89	at Colorado State	84-69	W
3-4-89	Colorado State	72-89	L
1-27-90	Colorado State	67-52	W
3-1-90	at Colorado State	57-59	L
1-17-91	at Colorado State	72-55	W
1-31-91	Colorado State	69-52	W
3-7-91	Colorado State	72-51	W
1-11-92	Colorado State	72-51	W
1-25-92	at Colorado St. (OT)	79-74	W
1-28-93	at Colorado State	70-63	W
2-4-93	Colorado State	81-57	W
1-29-94	Colorado State	79-66	W
2-5-94	at Colorado St. (OT)	72-70	W
1-19-95	at Colorado State	72-80	L
2-9-95	Colorado State	76-68	W
3-9-95	vs. Colorado St.**	73-75	L
1-20-96	Colorado State	76-78	L
2-8-96	at Colorado St.	76-81	L
3-7-96	vs. Colorado St. +	84-100	L
1-17-98	Colorado State	44-55	L
2-12-98	at Colorado State	74-83	L
1-22-00	Colorado State	68-47	W
2-24-00	at Colorado State	54-68	L
1-20-01	at Colorado State	55-60	L
2-17-01	Colorado State	68-51	W
2-4-02	Colorado State	57-52	W
3-2-02	at Colorado St. (OT)	75-79	L
2-10-03	at Colorado State	77-68	W
3-8-03	Colorado State	67-55	W
3-14-03	vs. Colo. St. + (OT)	80-86	L
1-17-04	Colorado State	82-53	W
2-16-04	at Colorado State	79-73	W
1-15-05	at Colorado State	67-74	L
2-14-05	Colorado State	50-49	W



Last season, despite a great performance by Trent Plaisted, the Cougars came up short against Michigan State in Auburn Hills, Mich. This season BYU will once again meet the Spartans on a neutral court, this time at EnergySolutions Arena in Salt Lake City.



1-28-06	at Colorado State	86-84	W
3-1-06	Colorado State	77-69	W
1-20-07	at Colorado State	78-90	L
2-21-07	Colorado State	76-67	W
	*Skyline Tournament		
	**WAC Tournament		
	+MWC Tournament		

UNLV

Overall Series Record: Series tied at 12-12
 BYU Record in Provo: 8-3 (8-3 in the Marriott Center)
 BYU Record in Las Vegas: 4-9
 (3-9 in the Thomas & Mack Center)
 BYU Record at Neutral Sites: 0-0
 BYU Record under Dave Rose: 2-3
 BYU Record in Overtime Games: 2-0
 Last Overtime Game: 2005, BYU won 82-72 at UNLV
 Longest BYU Win Streak: 3 (2004-05)
 Longest UNLV Win Streak: 4 (1981-98)
 Largest BYU Margin of Victory: 28, 91-63 in 2001
 Largest UNLV Margin of Victory: 23, 79-56 in 2000
 Most Points Scored by BYU: 92 in 1981
 Most Points Scored by UNLV: 90 in 1981

Date	Opponent	Score	W/L
1-3-81	at UNLV (OT)	92-90	W
2-6-81	UNLV	86-77	W
12-5-81	No. 18 UNLV	63-66	L
2-12-82	at UNLV	50-52	L
1-22-98	at UNLV	63-76	L
2-21-98	UNLV	76-84	L
1-10-00	at UNLV	77-75	W
2-19-00	UNLV	83-82	W
3-11-00	at UNLV*	56-79	L
1-15-01	UNLV	91-63	W
2-10-01	at UNLV	56-68	L
1-15-02	UNLV	60-47	W
2-9-02	at UNLV	70-73	L
1-16-03	UNLV	85-77	W
2-14-03	at UNLV	54-61	L
2-7-04	UNLV	64-61	W
3-6-04	at UNLV	89-88	W
2-5-05	at UNLV (OT)	82-72	W
3-5-05	UNLV	66-76	L
1-11-06	at UNLV	72-82	L
2-11-06	UNLV	75-72	W
1-13-07	at UNLV	75-83	L
2-3-07	No. 25 UNLV	90-63	W
3-10-07	at No. 25 UNLV*	70-78	L
	*MWC Tournament (Las Vegas)		



Against No. 25 UNLV last season in the Marriott Center, Mike Rose (left) caught fire. He tied his BYU individual record for most three-pointers made in a game with eight. He led all scorers with 27 points as the Cougars crushed the Rebels 90-63, helping BYU on its way to the outright conference championship in 2006-07.

UTAH

Overall Series Record: Utah leads 124-120
 BYU Record in Provo: 67-47
 (20-17 in the Marriott Center)
 BYU Record in Salt Lake: 47-72
 (11-29 in the Jon M. Huntsman Center)
 BYU Record at Neutral Sites: 6-5
 BYU Record under Dave Rose: 3-2
 BYU Record in OT Games: 4-7*
 (1-1 Rd, 2-5 Hm, 1-1 Neutral)
 *1-0 in 2OT, 0-2 in 3OT - all in Provo (83-85)
 Last Overtime Game: 1991, BYU won 51-49 at WAC
 Longest BYU Win Streak: 8 (1909-12)
 Longest Utah Win Streak: 12 (1995-2000)
 Largest BYU Margin of Victory: 31 two times (1965, 94)
 Largest Utah Margin of Victory: 36, 85-49 (1997)
 Most Points Scored by BYU: 115 (1966)
 Most Points Scored by Utah: 106 (twice - 1962, 1963)

Date	Opponent	Score	W/L
2-6-25	Utah	33-35	L
1-23-09	Utah	32-9	W
3-5-09	at Utah	40-27	W
2-5-10	at Utah	31-27	W
2-11-10	Utah	31-17	W
1-28-11	Utah	47-27	W
2-25-11	at Utah	33-26	W
2-17-12	at Utah	36-25	W
3-2-12	Utah	32-25	W
2-8-13	Utah	31-49	L
2-22-13	at Utah (OT)	26-29	L
2-14-14	at Utah	23-36	L
2-28-14	Utah	32-24	W
2-20-15	Utah	29-28	W
3-12-15	at Utah	20-38	L
2-4-16	at Utah	26-41	L
3-4-16	Utah	30-38	L
2-10-17	Utah	38-32	W
2-23-17	at Utah	54-33	W
2-9-18	Utah	21-27	L
2-23-18	at Utah	38-28	W
2-7-19	at Utah	22-50	L
3-8-19	Utah	21-31	L
3-4-20	at Utah	30-41	L
1-22-21	Utah	22-16	W
3-5-21	at Utah	16-29	L
2-3-22	at Utah	29-16	W
2-25-22	Utah	32-27	W
1-26-23	Utah	36-29	W
1-27-23	Utah	25-19	W
2-16-23	at Utah	33-35	L
2-17-23	at Utah	18-24	L
1-25-24	at Utah	38-21	W
1-26-24	at Utah	36-26	W
2-15-24	Utah	37-22	W
2-16-24	Utah	34-32	W
2-7-25	Utah	42-25	W
2-27-25	at Utah	24-36	L
2-28-25	at Utah	41-36	W
1-22-26	at Utah	22-21	W
1-23-26	at Utah	35-31	W
2-12-26	Utah	34-39	L
2-13-26	Utah	37-24	W
1-28-27	Utah	39-42	L
1-29-27	Utah	35-37	L
2-25-27	at Utah	31-34	L
2-26-27	at Utah (OT)	40-34	W
1-27-28	Utah	37-30	W
1-28-28	at Utah	35-31	W
2-17-28	Utah	25-31	L
2-18-28	Utah	26-31	L
1-18-29	Utah	41-38	W
1-19-29	Utah	49-45	W
2-8-29	at Utah	41-56	L
2-9-29	at Utah	53-37	W
1-31-30	at Utah	49-53	L
2-1-30	at Utah	30-38	L
2-28-30	Utah	56-31	W
3-1-30	Utah	59-42	W
1-23-31	Utah (OT)	51-52	L
1-24-31	Utah	43-45	L
2-27-31	at Utah	39-49	L
2-28-31	at Utah	57-49	W
1-15-32	at Utah	44-36	W
1-16-32	at Utah	39-40	L
2-5-32	Utah	32-35	L
2-6-32	Utah	43-34	W
3-1-32	vs. Utah	35-33	W
1-13-33	Utah	40-27	W
1-14-33	Utah	33-34	L
2-17-33	at Utah	43-42	W



series vs. opponents results

2-18-33	at Utah	36-50	L	2-24-62	Utah	101-106	L	3-7-81	No. 9 Utah	95-76	W
3-4-33	vs. Utah	43-26	W	1-19-63	Utah	71-53	W	1-15-82	Utah	74-51	W
1-26-34	at Utah	41-37	W	2-23-63	at Utah	100-106	L	2-19-82	at Utah	61-68	L
1-27-34	at Utah	30-43	L	2-8-64	at Utah (OT)	89-91	L	2-5-83	at Utah	72-75	L
2-9-34	Utah	45-31	W	2-22-64	Utah	75-72	W	3-5-83	Utah (3OT)	62-64	L
2-10-34	Utah	40-28	W	1-23-65	Utah	98-67	W	1-14-84	Utah (2OT)	113-105	W
1-11-35	Utah	54-25	W	2-20-65	at Utah	108-99	W	2-8-84	at Utah	82-79	W
1-12-35	Utah	56-53	W	2-5-66	at Utah	94-93	W	1-26-85	at Utah	63-62	W
2-15-35	at Utah (OT)	46-50	L	3-5-66	Utah	115-100	W	3-2-85	Utah (3OT)	85-86	L
2-16-35	at Utah	43-52	L	2-11-67	Utah	64-62	W	1-25-86	Utah	87-69	W
1-17-36	Utah	42-34	W	2-17-67	at Utah	61-60	W	2-22-86	at Utah	71-74	L
1-18-36	Utah	47-42	W	2-10-68	at Utah	89-91	L	1-24-87	at Utah	80-70	W
2-14-36	at Utah	35-36	L	2-24-68	Utah	93-90	W	2-14-87	Utah	58-65	L
2-15-36	at Utah	37-36	W	2-8-69	Utah	73-67	W	2-4-88	Utah	82-64	W
1-29-37	at Utah	30-45	L	2-22-69	at Utah	85-98	L	2-27-88	at Utah	60-62	L
1-30-37	at Utah	40-41	L	1-3-70	at Utah	76-82	L	2-2-89	at Utah	86-90	L
2-19-37	Utah	35-43	L	1-24-70	Utah	81-91	L	2-25-89	at Utah	81-74	W
2-20-37	Utah	36-31	W	2-6-71	Utah	103-89	W	1-25-90	Utah	65-49	W
1-22-38	Utah	41-48	L	3-6-71	at Utah	98-87	W	2-10-90	at Utah	73-89	L
3-4-38	at Utah	43-54	L	1-15-72	at Utah	67-61	W	3-8-90	vs. Utah* (OT)	61-62	L
1-20-39	Utah	40-32	W	2-19-72	Utah	79-66	W	2-16-91	at No. 14 Utah	74-81	L
3-3-39	at Utah	47-52	L	2-3-73	Utah	89-73	W	3-2-91	No. 9 Utah (OT)	71-72	L
2-9-40	at Utah	39-45	L	3-3-73	at Utah	71-86	L	3-9-91	vs. No. 8 Utah (OT)	51-49	W
2-23-40	Utah	52-41	W	1-12-74	at Utah	86-104	L	2-20-92	Utah	58-56	W
1-24-41	Utah	27-32	L	2-16-74	Utah	74-89	L	3-7-92	at Utah	87-73	W
3-7-41	at Utah	39-50	L	1-18-75	at Utah	73-91	L	3-13-92	vs. Utah+	75-62	W
2-7-42	at Utah	50-42	W	2-22-75	Utah	73-79	L	1-9-93	Utah	53-54	L
3-7-42	Utah	42-40	W	1-24-76	Utah	74-76	L	2-27-93	at No. 11 Utah	83-89	L
1-29-43	Utah	41-30	W	2-21-76	at Utah	84-83	W	1-8-94	at Utah	64-62	W
1-30-43	Utah	41-29	W	2-5-77	at Utah	61-81	L	2-26-94	Utah	73-70	W
2-12-43	at Utah	44-34	W	3-5-77	No. 20 Utah	54-67	L	3-10-94	vs. Utah+	96-65	W
2-13-43	at Utah	47-45	W	2-4-78	Utah	76-89	L	1-3-95	Utah	64-57	W
1-26-45	Utah	46-51	L	3-4-78	at No. 19 Utah	74-81	L	3-4-95	at Utah	79-87	L
3-3-45	at Utah	52-56	L	1-20-79	at Utah	90-76	W	1-2-96	at No. 15 Utah	77-83	L
2-9-46	at Utah	28-46	L	2-17-79	Utah	76-50	W	3-2-96	No. 10 Utah	85-96	L
3-9-46	Utah	53-71	L	1-12-80	Utah	89-72	W	1-11-97	No. 9 Utah	51-61	L
2-8-47	Utah	54-62	L	2-9-80	at Utah	83-82	W	2-6-97	at No. 5 Utah	49-85	L
3-8-47	at Utah	66-82	L	1-31-81	at No. 9 Utah	56-60	L	1-10-98	No. 3 Utah	61-71	L
1-17-48	at Utah	65-63	W								
2-21-48	Utah	55-51	W								
1-29-49	at No. 10 Utah	56-55	W								
1-31-49	No. 10 Utah	65-45	W								
2-18-49	at No. 14 Utah	49-58	L								
2-19-49	No. 14 Utah	52-54	L								
1-28-50	at Utah	71-51	W								
1-30-50	Utah	61-51	W								
2-17-50	at Utah	42-56	L								
2-18-50	Utah	56-46	W								
12-27-50	vs. Utah*	49-58	L								
2-16-51	at Utah	73-60	W								
2-17-51	Utah	49-54	L								
3-2-51	at Utah	58-67	L								
3-3-51	Utah	69-50	W								
2-2-52	Utah	48-51	L								
3-8-52	at Utah	50-61	L								
2-14-53	Utah	62-50	W								
2-21-53	at Utah	73-50	W								
2-19-54	at Utah	85-76	W								
2-20-54	Utah	64-70	L								
2-11-55	No. 5 Utah (OT)	76-74	W								
2-12-55	at No. 5 Utah	71-78	L								
2-11-56	at Utah	63-82	L								
2-24-56	Utah	77-82	L								
2-10-57	Utah	81-77	W								
2-21-57	at Utah	66-88	L								
1-24-58	at Utah	81-67	W								
2-27-58	Utah	56-74	L								
1-23-59	No. 20 Utah	56-70	L								
2-26-59	Utah (OT)	74-76	L								
1-22-60	at No. 7 Utah	69-76	L								
2-25-60	No. 5 Utah	75-87	L								
1-20-61	Utah	91-86	W								
2-23-61	at Utah	80-95	L								
1-23-62	at Utah	89-94	L								



BYU swept the series against Utah last season, including a 76-66 victory over the Utes in the Huntsman Center. It was the Cougars' first victory on the Utes' home floor since 1994. When the Cougars and Utes met in Provo, BYU ran away with a 23-point victory that sealed its outright MWC title.




2-5-98	at No. 5 Utah	68-83	L
1-9-99	at Utah	54-75	L
2-6-99	No. 20 Utah	46-71	L
3-4-99	vs. No. 8 Utah*	62-81	L
1-15-00	Utah	49-56	L
2-12-00	at No. 21 Utah	62-77	L
3-10-00	vs. Utah ^	58-54	W
1-29-01	Utah	69-61	W
2-24-01	at Utah	75-82	L
1-28-02	at Utah	66-71	L
2-23-02	Utah	63-61	W
1-25-03	Utah	75-79	L
2-24-03	at No. 23 Utah	64-71	L
1-31-04	at Utah	56-64	L
3-1-04	Utah	70-57	W
3-12-04	vs. Utah ^	51-54	L
1-31-05	No. 25 Utah	58-72	L
2-26-05	at No. 13 Utah	60-69	L
1-7-06	Utah	72-60	W
2-8-06	at Utah	60-79	L
3-9-06	vs. Utah ^	70-74	L
1-31-07	at Utah	76-66	W
3-3-07	Utah	85-62	W

*WAC Tournament
^ MWC Tournament

SAN DIEGO STATE

Overall Series Record: BYU leads 40-20
BYU Record in Provo: 25-3 (26-3 in the Marriott Center)
BYU Record in San Diego: 15-16 (5-6 in Cox Arena)
BYU Record at Neutral Sites: 0-1
BYU Record under Dave Rose: 2-2
BYU Record in OT Games: 3-2 (1-1 Rd, 2-1 Hm)
Last Overtime Game: 2004, BYU won in Provo, 83-69
Longest BYU Win Streak: 11 (1990-95)
Longest SDSU Win Streak: 3 (1941-77)
Largest BYU Margin of Victory: 40, 106-66 in 1982



BYU has won four consecutive games against the Lobos, including a 70-49 victory in the Pit last January. Freshman Jonathan Tavernari came off the bench in the game to score a career-high 18 points. BYU has won three out of the last five games in the Pit.

Largest SDSU Margin of Victory: 27, 88-61 in 2006
Most Points Scored by BYU: 123 in 1980
Most Points Scored by SDSU: 104 in 1977

Date	Opponent	Score	W/L
12-19-41	at San Diego St.	45-49	L
12-20-41	at San Diego St.	40-42	L
12-23-77	at San Diego St.	88-104	L
2-3-79	San Diego State	88-80	W
3-1-79	at San Diego St.	96-95	W
1-24-80	at San Diego St.	123-91	W
3-1-80	San Diego State	114-81	W
1-8-81	San Diego State	84-73	W
2-14-81	at San Diego St.	72-73	L
1-28-82	at San Diego St.	66-80	L
2-27-82	San Diego State	106-66	W
1-14-83	San Diego State	96-74	W
2-12-83	at San Diego St.	69-67	W
1-20-84	at San Diego St.	75-79	L
2-16-84	San Diego St. (OT)	94-92	W
1-12-85	at San Diego St.	70-89	L
1-31-85	San Diego State	71-77	L
1-11-86	San Diego State	82-70	W
2-6-86	at San Diego St.	81-71	W
1-15-87	San Diego State	94-82	W
2-26-87	at San Diego State	85-68	W
1-9-88	San Diego State	92-65	W
2-18-88	at San Diego St. (OT)	80-82	L
1-12-89	San Diego State	85-81	W
2-9-89	at San Diego St.	74-89	L
1-6-90	at San Diego St.	63-60	W
2-1-90	San Diego State	75-58	W
1-3-91	at San Diego State	73-61	W
2-7-91	San Diego State	75-55	W
1-6-92	at San Diego St.	89-59	W
2-29-92	San Diego State	98-78	W
1-21-93	San Diego State	76-64	W
2-13-93	at San Diego St.	80-73	W
1-20-94	at San Diego St. (OT)	83-82	W
2-10-94	San Diego State	101-87	W
1-12-95	San Diego State	66-57	W
2-18-95	at San Diego St.	52-58	L
1-13-96	at San Diego St.	76-83	L
2-15-96	San Diego State	81-68	W
12-31-96	San Diego St. (OT)	86-89	L
11-14-97	at San Diego St.	73-59	W
1-14-99	at San Diego State	83-76	W
2-13-99	San Diego State	93-76	W
2-3-00	at San Diego State	72-50	W
3-4-00	San Diego State	67-50	W
1-13-01	San Diego State	79-50	W
2-12-01	at San Diego St.	69-66	W
1-12-02	San Diego State	75-64	W
2-11-02	at San Diego St.	73-77	L
3-7-02	vs. San Diego St. #	51-62	L
1-2-03	at San Diego St.	80-69	W
2-17-03	San Diego State	66-64	W
1-12-04	at San Diego State	61-65	L
2-9-04	San Diego State (OT)	83-69	W
1-8-05	San Diego State	57-59	L
2-7-05	at San Diego State	58-66	L
1-21-06	at San Diego State	61-88	L
2-22-06	San Diego State	100-90	W
1-6-07	San Diego State	80-58	W
2-24-07	at San Diego State	74-86	L

#MWC Tourney in Las Vegas

NEW MEXICO

Overall Series Record: BYU leads 71-50
BYU Record in Provo: 41-15
(26-12 in the Marriott Center)
BYU Record in Albuquerque: 26-31 (18-26 in The Pit)

BYU Record at Neutral Sites: 4-4
BYU Record under Dave Rose: 4-0
BYU Record in Overtime Games: 1-3 (1-1 Rd, 0-2 Hm)
Last Overtime Game: 1994, UNM won 84-82 in Provo
Longest BYU Win Streak: 14 (1950-57)
Longest New Mexico Win Streak: 5 (1996-98)
Largest BYU Margin of Victory: 30, 92-62 (twice - 1955 and 1959)
Largest New Mexico Margin of Victory: 42, 74-32 and 90-48 in 1997
Most Points Scored by BYU: 100 in 1979
Most Points Scored by New Mexico: 102 in 1987

Date	Opponent	Score	W/L
12-29-50	vs. New Mexico*	64-56	W
1-26-52	at New Mexico	72-49	W
2-23-52	New Mexico	90-61	W
1-10-53	at New Mexico	73-57	W
3-6-53	New Mexico	61-43	W
1-9-54	New Mexico	76-63	W
3-4-54	at New Mexico	84-79	W
1-6-55	at New Mexico	92-62	W
3-5-55	New Mexico	74-48	W
2-3-56	New Mexico	87-53	W
3-1-56	at New Mexico	75-69	W
2-4-57	at New Mexico	73-60	W
3-1-57	New Mexico	67-41	W
2-7-58	New Mexico	66-53	W
3-8-58	at New Mexico	77-54	W
2-5-59	at New Mexico	85-77	W
3-7-59	New Mexico	92-62	W
2-5-60	New Mexico	95-67	W
3-5-60	at New Mexico	75-69	W
2-2-61	at New Mexico	97-76	W
3-4-61	New Mexico	70-65	W
2-3-62	New Mexico	76-74	W
3-1-62	at New Mexico	70-80	L
2-8-63	New Mexico	76-73	W
3-2-63	at New Mexico	59-84	L
1-10-64	New Mexico	57-59	L
3-5-64	at New Mexico	80-84	L
2-13-65	at New Mexico	70-89	L
3-6-65	New Mexico	70-67	W
1-13-66	at New Mexico	78-81	L
2-25-66	New Mexico	89-60	W
1-21-67	No. 9 New Mexico	89-73	W
2-23-67	at New Mexico	75-97	L
1-20-68	at No. 6 New Mexico	69-84	L
2-16-68	New Mexico	67-76	L
1-18-69	New Mexico	75-65	W
2-27-69	at New Mexico (OT)	77-71	W
1-29-70	New Mexico	77-90	L
2-28-70	at New Mexico	68-82	L
1-8-71	at New Mexico	72-62	W
2-13-71	New Mexico	70-68	W
2-3-72	New Mexico	70-62	W
3-4-72	at New Mexico	61-60	W
1-11-73	at New Mexico	62-69	L
2-17-73	New Mexico	66-76	L
1-5-74	at No. 12 New Mexico	75-84	L
2-7-74	New Mexico	77-96	L
1-25-75	at New Mexico	96-78	W
2-28-75	New Mexico (OT)	72-77	L
1-30-76	New Mexico	81-67	W
2-28-76	at New Mexico	74-79	L
1-29-77	New Mexico	65-73	L
2-25-77	at New Mexico	88-80	W
1-26-78	at No. 10 New Mexico	82-95	L
2-25-78	No. 5 New Mexico	66-71	L
1-13-79	New Mexico	100-83	W
2-9-79	at New Mexico	65-66	L
1-3-80	at New Mexico	75-63	W
2-2-80	New Mexico	89-68	W
1-15-81	at New Mexico	92-87	W



2-21-81	New Mexico	78-72	W
1-4-82	New Mexico	76-58	W
3-6-82	at New Mexico	65-67	L
1-29-83	New Mexico	66-48	W
2-25-83	at New Mexico	70-71	L
2-2-84	at New Mexico	86-73	W
3-3-84	New Mexico	80-73	W
3-9-84	vs. New Mexico+	55-64	L
1-5-85	New Mexico	70-76	L
2-7-85	at New Mexico	74-76	L
1-4-86	at New Mexico	57-60	L
2-14-86	New Mexico	74-67	W
3-6-86	vs. New Mexico	68-79	L
1-10-87	at New Mexico	89-102	L
2-5-87	New Mexico	98-73	W
3-6-87	at New Mexico+	86-93	L
1-23-88	at New Mexico	89-82	W
3-3-88	New Mexico	89-82	W
1-5-89	at New Mexico	84-88	L
2-18-89	New Mexico	90-79	W
1-13-90	New Mexico	79-78	W
2-15-90	at New Mexico	51-60	L
1-12-91	New Mexico	72-65	W
2-14-91	at New Mexico	83-76	W
1-30-92	New Mexico	85-65	W
2-22-92	at New Mexico (OT)	84-95	L
1-4-93	New Mexico	70-56	W
3-6-93	at New Mexico	76-79	L
3-12-93	vs. New Mexico+	59-68	L
1-3-94	at New Mexico	68-74	L
3-3-94	New Mexico (OT)	82-84	L
1-28-95	New Mexico	81-63	W
2-4-95	at New Mexico	74-72	W
1-25-96	at New Mexico	77-83	L
2-1-96	New Mexico	81-88	L
2-3-97	at No. 13 New Mexico	32-74	L
2-27-97	No. 11 New Mexico	48-90	L
1-29-98	No. 14 New Mexico	54-72	L
2-26-98	at No. 16 New Mexico	83-62	W
1-30-99	at No. 12 New Mexico	68-78	L
2-25-99	No. 21 New Mexico	64-85	L
1-29-00	at New Mexico	69-78	L
2-17-00	New Mexico	74-78	L
3-9-00	vs. New Mexico ^	55-43	W
2-3-01	New Mexico	65-49	W
3-1-01	at New Mexico	72-67	W
3-10-01	vs. New Mexico ^	69-65	W
1-19-02	at New Mexico	58-73	L
2-16-02	New Mexico	68-62	W
2-1-03	New Mexico	80-64	W
3-3-03	at New Mexico	91-81	W
3-13-03	vs. New Mexico	71-56	W
1-26-04	at New Mexico	63-65	L
2-21-04	New Mexico	88-71	W
1-24-05	New Mexico	68-53	W
2-19-05	at New Mexico	72-91	L
3-10-05	vs. New Mexico ^	71-85	L
2-1-06	at New Mexico	77-71	W
3-4-06	New Mexico	76-68	W
1-24-07	at New Mexico	70-49	W
2-14-07	New Mexico	96-83	W


*Conference Tournament
 +WAC Tournament
 ^ MWC Tournament

AIR FORCE

Overall Series Record: BYU leads 45-12
 BYU Record in Provo: 23-4 (24-2 in the Marriott Center)
 BYU Record in Colorado Springs: 19-7
 (19-7 in Clune Arena)
 BYU Record at Neutral Sites: 3-1
 BYU Record under Dave Rose: 3-1
 BYU Record in Overtime Games: 2-0

Last Overtime Game: 1989, BYU won 89-88 at AFA
 Longest BYU Win Streak: 15 (1990-96)
 Longest Air Force Win Streak: 3 (2005-06)
 Largest BYU Margin of Victory: 35, 103-68 in 1993
 Largest Air Force Margin of Victory: 31, 70-39 in 2005
 Most Points Scored by BYU: 110 in 1965
 Most Points Scored by Air Force: 93 in 1987

Date	Opponent	Score	W/L
12-18-61	Air Force	66-68	L
12-14-63	Air Force	61-65	L
1-29-65	at Air Force	110-77	W
1-2-81	at Air Force	77-65	W
2-7-81	Air Force	62-51	W
1-21-82	Air Force	54-40	W
2-13-82	at Air Force	49-41	W
1-24-83	at Air Force	73-61	W
2-19-83	Air Force	66-57	W
1-28-84	Air Force	69-49	W
2-27-84	at Air Force	71-67	W
1-17-85	at Air Force	79-72	W
2-2-85	Air Force	66-60	W
3-4-85	Air Force*	79-82	L
1-18-86	at Air Force	65-57	W
1-23-86	Air Force	66-45	W
1-22-87	Air Force	87-69	W
1-30-87	at Air Force	91-93	L
3-5-87	vs. Air Force** (OT)	82-79	W
1-30-88	Air Force	95-75	W
2-25-88	at Air Force	76-62	W
1-19-89	at Air Force (OT)	89-88	W
1-24-89	Air Force	78-79	L
1-18-90	at Air Force	64-56	W
2-24-90	Air Force	67-42	W
1-25-91	Air Force	72-55	W
2-23-91	at Air Force	70-61	W
1-18-92	Air Force	66-45	W
2-13-92	at Air Force	68-60	W
3-12-92	vs. Air Force+	72-51	W
1-16-93	at Air Force	103-68	W
2-20-93	Air Force	98-80	W
1-15-94	Air Force	87-73	W
2-17-94	at Air Force	94-82	W
1-7-95	at Air Force	89-68	W
2-25-95	Air Force	79-72	W
1-8-96	Air Force	68-64	W
2-22-96	at Air Force	80-66	W
1-24-98	at Air Force	61-80	L
2-19-98	Air Force	79-60	W
1-27-00	at Air Force	55-60	L
3-2-00	Air Force	73-52	W
2-1-01	Air Force	62-45	W
3-3-01	at Air Force	51-50	W
3-8-01	vs. Air Force ^	69-54	W
1-21-02	at Air Force	64-74	L
2-18-02	Air Force	67-51	W
2-03-03	Air Force	65-33	W
3-01-03	at Air Force	56-43	W
1-24-04	at Air Force	52-74	L
2-23-04	Air Force	67-61	W
1-22-05	Air Force	49-52	L
2-21-05	at Air Force	39-70	L
1-5-06	at Air Force	59-75	L
2-4-06	Air Force	65-59	W
1-27-07	No. 13 Air Force	61-52	W
2-27-07	at No. 25 Air Force	62-58	W
	*WAC Tournament (Provo)		
	**WAC Tournament		
	+WAC Tournament (Fort Collins)		
	^ MWC Tournament (Las Vegas)		



Last season BYU swept the series with Air Force, including a memorable road victory at Clune Arena that helped seal the Cougars' conference championship. Both meetings with the nationally-ranked Falcons came down to the wire as the Cougars pulled out two tough wins.


WYOMING

Overall Series Record: BYU leads 97-69
 BYU Record in Provo: 62-14
 (31-5 in the Marriott Center)
 BYU Record in Laramie: 30-53
 (12-14 in Arena Auditorium)
 BYU Record at Neutral Sites: 5-2
 BYU Record under Dave Rose: 5-0
 BYU Record in Overtime Games: 1-3* (all in Laramie)
 *0-1 in 2OT games (1981 in Laramie, 84-86)
 Last Overtime Game: 1981, Wyoming won 86-84
 in Laramie (2OT)
 Longest BYU Win Streak: 12 (1972-77)
 Longest Wyoming Win Streak: 9 (1942-46)
 Largest BYU Margin of Victory: 35, 78-43 in 1966
 Largest Wyoming Margin of Victory: 32, 63-31 in 1931
 Most Points Scored by BYU: 102 in 1965
 Most Points Scored by Wyoming: 107 in 1966

Date	Opponent	Score	W/L
12-16-29	Wyoming	47-25	W
12-18-29	Wyoming	51-38	W
12-12-30	at Wyoming	36-37	L
12-13-30	at Wyoming	46-42	W
12-21-31	at Wyoming	47-57	L
12-22-31	at Wyoming	31-61	L
3-3-32	at Wyoming	33-37	L
3-4-32	at Wyoming	28-29	L
3-5-32	at Wyoming	38-22	W
3-9-33	Wyoming	25-35	L
3-10-33	Wyoming	37-33	W
3-11-33	Wyoming	41-39	W
3-8-34	at Wyoming	38-43	L
3-9-34	at Wyoming (OT)	44-47	L
3-10-34	at Wyoming	34-43	L
2-11-38	at Wyoming	47-61	L
2-19-38	Wyoming	38-49	L
1-14-39	at Wyoming	27-35	L
2-18-39	Wyoming	44-46	L
1-27-40	Wyoming	34-29	W



3-2-40	at Wyoming	50-45	W
1-17-41	at Wyoming	45-46	L
1-24-41	Wyoming	49-45	W
1-16-42	Wyoming	53-49	W
1-31-42	at Wyoming	34-45	L
2-25-43	at Wyoming	42-53	L
2-26-43	at Wyoming	43-47	L
2-27-43	at Wyoming	43-66	L
1-19-45	at Wyoming	41-51	L
2-24-45	Wyoming	34-39	L
12-6-45	vs. Wyoming	49-58	L
12-8-45	vs. Wyoming	37-52	L
1-18-46	Wyoming	36-41	L
2-2-46	at Wyoming	57-41	W
1-24-47	Wyoming	44-51	L
2-15-47	at Wyoming	47-70	L
1-26-48	at Wyoming	45-39	W
2-7-48	Wyoming	57-42	W
1-14-49	at Wyoming	48-59	L
1-15-49	at Wyoming	38-58	L
1-24-49	Wyoming	54-42	W
2-21-49	No. 19 Wyoming	50-48	W
12-9-49	vs. Wyoming	57-54	W
1-13-50	at Wyoming	39-46	L
1-14-50	at Wyoming	27-53	L
3-3-50	No. 18 Wyoming	55-44	W
3-4-50	No. 18 Wyoming	70-52	W
1-18-51	at No. 10 Wyoming	61-57	W
1-19-51	No. 13 Wyoming	64-58	W
1-20-51	No. 13 Wyoming	65-38	W
2-26-51	at Wyoming	49-50	L
2-16-52	Wyoming	43-48	L
3-1-52	at No. 16 Wyoming	49-55	L
1-23-53	Wyoming	71-42	W
2-27-53	at Wyoming	59-63	L
2-12-54	at Wyoming	47-63	L
2-26-54	Wyoming	51-42	W
1-22-55	at Wyoming	60-68	L
2-26-55	Wyoming	75-62	W
1-14-56	Wyoming	74-48	W
2-18-56	at Wyoming	78-67	W
1-12-57	at Wyoming	82-71	W
2-16-57	Wyoming	69-47	W
1-18-58	Wyoming	62-50	W
2-21-58	at Wyoming	46-74	L
1-17-59	at Wyoming	73-71	W
2-20-59	Wyoming	78-43	W
1-16-60	Wyoming	73-52	W
2-19-60	at Wyoming	75-70	W
1-14-61	at Wyoming	71-79	L
2-17-61	Wyoming	89-80	W
1-12-62	Wyoming	73-63	W
2-17-62	at Wyoming	71-87	L
2-9-63	Wyoming	89-77	W
2-28-63	at Wyoming	80-76	W
1-11-64	Wyoming	96-91	W
3-7-64	at Wyoming	96-90	W
2-11-65	at Wyoming	96-94	W
3-5-65	Wyoming	102-87	W
1-15-66	at Wyoming	101-107	L
2-26-66	Wyoming	98-90	W
1-20-67	Wyoming	97-75	W
2-25-67	at Wyoming	56-67	L
3-11-67	vs. Wyoming	63-70	L
1-18-68	at Wyoming	70-81	L
2-17-68	Wyoming	101-77	W
1-16-69	Wyoming	89-78	W
3-1-69	at Wyoming	69-79	L
3-5-69	vs. Wyoming	95-82	W
2-7-70	at Wyoming	73-98	L
2-19-70	Wyoming	71-73	L
1-17-71	Wyoming	82-68	W
2-19-71	at Wyoming	72-78	L
1-29-72	at Wyoming	101-74	W



Last year BYU took all three meetings against the Cowboys, including a 96-84 victory in the semifinals of the Mountain West Conference Tournament. Austin Ainge (above) and company jumped out to a 25-point lead in the first half but had to withstand a second-half Cowboy rally to advance to the championship game against the host UNLV Rebels.

2-25-72	Wyoming	70-56	W
1-6-73	Wyoming	62-58	W
2-9-73	at Wyoming	67-54	W
2-2-74	at Wyoming (OT)	78-75	W
2-28-74	Wyoming	74-62	W
2-8-75	Wyoming	75-73	W
3-7-75	at Wyoming	67-64	W
2-6-76	at Wyoming	94-80	W
3-6-76	Wyoming	82-60	W
1-15-77	Wyoming	97-64	W
2-10-77	at Wyoming	82-72	W
1-12-78	at Wyoming	82-89	L
2-11-78	Wyoming	76-56	W
1-27-79	at Wyoming (OT)	69-71	L
2-22-79	Wyoming	78-73	W
1-18-80	Wyoming	53-56	L
2-23-80	at Wyoming	39-30	W
1-24-81	Wyoming	84-70	W
2-26-81	at Wyoming (2OT)	84-86	L
1-9-82	at Wyoming	42-61	L
1-23-82	Wyoming	25-27	L
1-22-83	at Wyoming	82-64	W
3-12-83	Wyoming	54-41	W
1-26-84	Wyoming	74-61	W
1-25-84	at Wyoming	55-56	L
1-24-85	Wyoming	78-65	W
2-28-85	at Wyoming	66-78	L
2-20-86	at Wyoming	56-66	L
3-1-86	Wyoming	62-65	L
1-3-87	Wyoming	77-74	W
2-21-87	at Wyoming	67-63	W
1-15-88	at No. 12 Wyoming	83-67	W
2-11-88	No. 18 Wyoming	78-69	W
2-23-89	at Wyoming	65-72	L
3-2-89	Wyoming	71-67	W
1-20-90	at Wyoming	65-60	W
2-22-90	Wyoming	75-64	W

1-19-91	at Wyoming	80-86	L
1-26-91	Wyoming	72-77	L
1-16-92	Wyoming	68-59	W
1-23-92	at Wyoming	67-72	L
1-30-93	at Wyoming	77-64	W
2-6-93	Wyoming	75-62	W
1-27-94	Wyoming	82-66	W
2-3-94	at Wyoming	65-79	L
1-21-95	at Wyoming	58-52	W
2-11-95	Wyoming	78-72	W
1-18-96	Wyoming	84-75	W
2-10-96	at Wyoming	81-71	W
1-4-97	at Wyoming	61-89	L
2-8-97	Wyoming	60-72	L
1-15-98	Wyoming	60-41	W
2-14-98	at Wyoming	54-77	L
1-20-00	Wyoming	87-78	W
2-26-00	at Wyoming	70-85	L
1-22-01	at Wyoming	78-85	L
2-15-01	Wyoming	79-63	W
3-9-01	vs. Wyoming ^	77-66	W
2-2-02	Wyoming	85-70	W
2-28-02	at Wyoming	60-76	L
2-8-03	at Wyoming	74-66	W
3-6-03	Wyoming	69-50	W
1-19-04	Wyoming	78-64	W
2-14-04	at Wyoming	67-53	W
3-11-04	vs. Wyoming ^	79-74	W
1-17-05	at Wyoming	71-83	L
2-12-05	Wyoming	58-59	L
1-18-06	Wyoming	80-67	W
2-18-06	at Wyoming	74-68	W
1-16-07	Wyoming	89-81	W
2-6-07	at Wyoming	77-73	W
3-9-07	vs. Wyoming ^	96-84	W

^ MWC Tournament

TCU

Overall Series Record: BYU leads 9-3
 BYU Record in Provo: 5-1 (3-1 in the Marriott Center)
 BYU Record at TCU: 2-1
 (2-1 in Daniel-Meyer Coliseum)
 BYU Record at Neutral Sites: 2-1
 BYU Record Under Dave Rose: 5-0
 BYU Record in Overtime Games: 1-0
 Last Overtime Game: 2006, BYU won, 89-80, in Provo
 Longest BYU Win Streak: 4 (1999-present)
 Longest TCU Win Streak: 3 (1985-97)
 Largest BYU Margin of Victory: 24, 89-65 in 2007
 Largest TCU Margin of Victory: 40, 101-61 in 1997
 Most Points Scored by BYU: 90 in 1999
 Most Points Scored by TCU: 101 in 1997

Date	Opponent	Score	W/L
12-11-53	TCU	59-48	W
12-12-53	TCU	71-61	W
12-12-60	TCU	74-65	W
12-6-85	vs. TCU*	50-63	L
1-16-97	at TCU	61-101	L
2-13-97	TCU	80-92	L
3-2-99	vs. TCU+	90-74	W
1-25-06	TCU (OT)	89-80	W
2-25-06	at TCU	81-72	W
1-10-07	TCU	89-65	W
2-10-07	at TCU	85-72	W
3-8-07	vs. TCU ^	77-64	W

*Kactus Klassic
 +WAC Tournament (Las Vegas)
 ^ MWC Tournament (Las Vegas)



BYU HOOP HISTORY



WINNING: A BYU BASKETBALL TRADITION


BYU has one of the nation's richest basketball traditions. In fact, 84 of the Cougars' 105 seasons on the hardwoods have been winning campaigns. Since putting its first team on the floor in 1903, BYU has amassed a 1526-978 record to rank No. 21 all-time among NCAA Division I programs in total victories. The Cougars also boast a .609 winning percentage, ranking 40th.

But it's not just the sum of victories that has made BYU one of the nation's top hoop programs. Along the way, BYU has claimed 27 conference championships and received 32 postseason invites, including 22 NCAA Tournament appearances. The Cougars won two NIT titles (1951 and 1966) back when the NIT was considered the premier national tournament. BYU players also boast 102 all-conference and 43 All-America citations along with 43 NBA draft selections.

BYU has won conference championships in four different leagues. The first seven came from the Rocky Mountain Conference and continued as BYU won five as a member of the Skyline Conference. During the Cougars' membership in the Western Athletic Conference, BYU teams won 12 conference championships. Tack on three Mountain West Conference titles in the league's first eight seasons, and BYU has won one-fourth of all possible conference championships.




The Old Ladies Gymnasium



BY Academy Gym



The Smith Fieldhouse: Home Court 1951-71



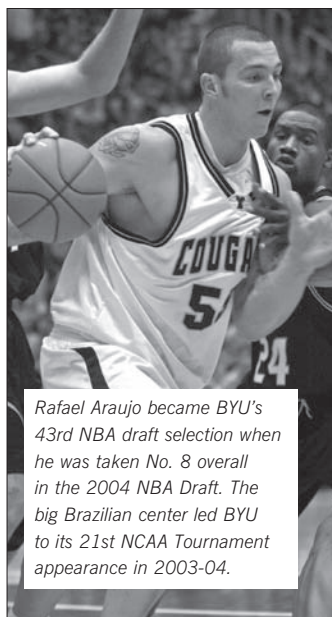
All-American Devin Durrant was among the nation's leading scorers in 1984, averaging 27.9 points per game. He is third on BYU's all-time scoring list behind Danny Ainge and Mike Smith.

BYU's basketball legacy is filled with many unique achievements. In 1981, the Cougars advanced to the Elite Eight when All-American Danny Ainge made what is still considered one of the NCAA Tournament's most amazing plays. Trailing Notre Dame 50-49 with eight seconds remaining, Ainge took the ball coast-to-coast, dribbling through all five Irish defenders, before lofting the game-winning finger roll just over the reach of Orlando Woolridge. Ainge received the Wooden Award and Eastman Trophy in 1981 as the nation's top player.

ver medals while playing on four Olympic teams and was the longtime coach of the Yugoslavian National Team, mentoring many future NBA players. He ended his playing career as the all-time Croatian scoring leader.

Before Cusic's arrival in Provo, the Cougars already held the distinction of being the first U.S. program to include an international player on its roster in Finland's Timo Lampen in 1958-59. BYU also boasts two of the nation's longest-standing rivalries, having first played Utah State in 1906 and Utah in 1909, with the 244 contests against the Utes being the 10th most games ever played between two teams.

The Cougars have called several places "home" throughout their long history. The first radio broadcast in the intermountain area took place on Feb. 17, 1940, when BYU hosted Utah State in the Old Ladies Gymnasium in Provo. BYU broke a ban on broadcasting college sports due to the clamor from fans that only 500 people could fit into the gym. Arch Madsen called the game on KOVO radio in Provo with station manager David Walker providing analysis. Home games have also been played in Springville, the old BY Academy and even on the University of Utah's home court.



Rafael Araujo became BYU's 43rd NBA draft selection when he was taken No. 8 overall in the 2004 NBA Draft. The big Brazilian center led BYU to its 21st NCAA Tournament appearance in 2003-04.

increasing interest. In 1971, the Marriott Center was built, giving BYU what is still to this day one of the most intimidating arenas in college basketball.


Since opening the 22,700-seat Marriott Center, the Cougars have been among the nation's annual attendance leaders with 19 top-5 rankings, three times finishing No. 1. BYU has not disappointed its faithful, winning 78 percent of its games in the Marriott Center, including a nation-leading 44-game home victory streak from 2000 to 2003.



Former BYU coach Steve Cleveland gave BYU fans plenty to smile about with five straight post-season appearances while winning two Mountain West titles.

had lost and left the door open for the Cougars to be the only undefeated team in college basketball.

Over the years, 17 coaches have guided the Cougars, 16 with winning records. Current BYU head coach Dave Rose took the helm in 2005-06 after spending eight years as an assistant under former head coach Steve Cleveland. Rose was an instrumental part of helping the Cougars restore their tradition with NCAA appearances in four of the last seven seasons while winning three Mountain West Conference titles. During that time, BYU



The 22,700-seat Marriott Center is the third-largest on-campus arena in the nation. BYU has won 78 percent of its games in the Marriott Center, including a school-record 44 straight games that was the nation's top streak during the 2001-02 and 2002-03 seasons.

Legendary coach Stan Watts, who guided BYU to its NIT titles, was inducted into the Naismith Memorial Basketball Hall of Fame in 1986, while All-American center Kresimir Cusic became BYU's second Hall member in 1996. Turning down the opportunity to play in the NBA, Cusic returned home to Yugoslavia to pursue his passion to better-develop basketball in Europe. He earned one gold and two sil-

BYU created a new home on campus with the construction of the George Albert Smith Fieldhouse. The Smith Fieldhouse was home to the Cougars from 1951-1971, with 20 different all-conference players, including seven All-Americans, starring for BYU during that era. Many capacity crowds crammed inside the Fieldhouse to see Cougar basketball. With BYU's winning tradition, the then 10,000-seat arena grew too small for the

In recent history, the highest ranking a Cougar team has received in the media polls was the 1987-88 team. At one point the team was 17-0 and climbed as high as No. 2 and No. 3 in the rankings. Had the victory streak not been snapped by a single-game cross-country trip to UAB in Birmingham, the Cougars could have easily found themselves in the No. 1 spot as the top-rated Arizona Wildcats


was also one of just 14 teams to have a player drafted in both the 2003 and 2004 NBA Drafts as Travis Hansen was selected in the second round in 2003 and Rafael Araujo was the No. 8 overall pick in 2004. In his two years guiding the Cougars, Dave Rose has led BYU its first national ranking since 1993 and first outright regular-season league title since 1988.



1951 NIT CHAMPIONS

BYU 62, Dayton 43
March 17, 1951

In 1951, the Cougars defeated Dayton in the championship game of the National Invitational Tournament. After the win, BYU accepted an invitation to the NCAA Tournament, which at the time was not yet recognized as the decisive tournament for the country's best team. As the nation's champions, the Cougars finished 28-9 with the most wins in BYU basketball history. Not only is it impressive that BYU won the national title and so many games, but it is even more amazing that they did so without a



home court. With the Smith Fieldhouse under construction, BYU split its "home games" between Springville High's gymnasium and the University of Utah. Head coach Stan Watts guided the Cougars to the national title in only his second year at the helm. Watts had the help of Mel Hutchins, who became the first Cougar to be named a first-team All-American and went on to win Rookie of the Year in the NBA in the 1952-53 season.

BYU 68, San Francisco 61
December 22, 1953

Stan Watts continued to bring glory to the BYU basketball program in 1953 by bringing prominent basketball programs to play in Provo. At the beginning of the first full season in the Smith Fieldhouse, the highly touted San Francisco program came to face the Cougars in Provo. The game would make memories for any fans present, as two San Francisco players, Bill Russell and K.C. Jones, went on to be stars in the NBA. San Francisco was the first of the big basketball schools to

make the trip to Provo, with Michigan and UCLA playing the Cougars in the Smith Fieldhouse in the season to follow.

BYU 97, NYU 84
March 19, 1966

For the second year in a row, the Cougars finished as a 20-game winner with their final game against NYU in the championship game of the National Invitational Tournament. Playing in a packed Madison Square Garden, the No. 1-ranked

Cougars outplayed NYU, leading 48-43 at halftime and never looking back. With star Dick Nemelka on the bench with four fouls, the Cougars turned to junior center Craig Raymond and junior forward Gary Hill. Hill and Raymond, non-starters going into the tournament, led the high-scoring Cougar offense with 21 points each. Steve Kramer added 20 points to make the third Cougar with 20 or more points and the fifth Cougar to score in double digits. The win over the Violets marked the second NIT championship for both BYU and head coach Stan Watts. The season was the highest scoring in Cougar history. BYU averaged 95.5 points per game while hitting 50 percent of its shots. In the NIT final the Cougars shot 59 percent while handling NYU. Former coach of the Boston Celtics, Red Auerbach, commented on BYU at the championship, saying, "BYU simply overpowered them. They (the Cougars) outplayed them all over the court."

BYU 89, Georgia 82 (2 OT)
December 29, 1969


In the middle of a forgettable 8-18 season, the Cougars took a memorable thriller from the Georgia Bulldogs in the Quaker City Tournament. Playing in Philadelphia, the Cougars found themselves down 38-25 at the half, but senior center Paul Ruffner led the Cougars' charge back in the second half. The All-WAC Honorable Mention performer finished the game with 37 points and 18 rebounds as the Cougars took two overtimes to complete their comeback. Georgia trailed near the end of regulation and the end of the first overtime but managed to tie the game up both times. BYU was finally able to pull away in the second overtime, outscoring the Bulldogs 11-4. Doug Howard finished with 24 points, starting him on his way to his selection as a second-team All-WAC member. The game marked the second time the Cougars had gone to double overtime that season. Earlier in the season, BYU lost a heartbreaker to Texas 76-73.

BYU 78, Kansas State 72
December 3, 1971


There is a first for everything, and the Cougars found a lot of firsts in this, the first game in the Marriott Activities Center. The arena itself was the first of its kind, the largest arena on any campus in the country. With the new arena, Stan Watts and his Cougars hosted the first major basketball tournament for BYU in the first BYU Classic. Nearly every statistic became a record for the Marriott Center that night, but not a single one of them stands today. BYU forward Kresimir Cosic was the highlight reel, scoring 30 points and pulling down 18 rebounds. Cosic's accuracy was impressive, hitting 8-of-11 from the field and 14-of-16 from the free-throw line.

BYU 108, La Salle 106 (3 OT)
December 15, 1979

With nine lead changes in a close game, BYU and LaSalle kept fans in the seats awaiting the outcome of a nail-biter. LaSalle's Michael Brooks set Marriott Center records, which still stand today, scoring 51 points and shooting 24-of-36 from the field. Despite Brooks' efforts, the third time truly was a charm for the Cougars. Tied at 98-98 after the end of the second overtime, things looked bleak for the Cougars with Danny Ainge out of the game with fouls. But in the third overtime the career of true freshman Steve Trumbo was born. At 6-foot-7, 230 pounds, the 18-year-old from Santa Clara, Calif., met the challenge. Trumbo tipped-in a bucket to give BYU a quick lead followed by a Devin Durrant lay-up as the Cougars went up by four. Trumbo went on to score four more points for the Cougars, finishing with six of the 10 points in the final overtime. While the Cougars didn't have a player that scored big like Brooks, BYU won with a team effort as six Cougars finished in double figures.



1966 NIT CHAMPIONS



DANNY ANGE
1981 PLAYER OF THE YEAR



In 1981, after cruising past Princeton and 10th-ranked UCLA in the NCAA Tournament, Danny Ainge's last second heroics against Notre Dame lifted BYU into the "Elite Eight." With eight seconds left in the game and the Irish up by one point, Ainge took the ball and deftly dribbled the length of the court and softly laid the ball over the outstretched fingertips of Notre Dame center Orlando Woolridge. Before the stunned Irish players could inbound the ball, time had expired. Ainge's skillful drive was recently featured by ESPN and Sports Illustrated as one of the plays of the decade. (photos by Doug Martin)

BYU 95, Utah 76
March 7, 1981

After spotting Utah 10 points to start the game and trailing throughout the first half, BYU turned up the defensive pressure in the second half and spoiled the Utes' hopes of claiming an outright conference title with a 95-76 victory in Provo. The Cougars held the Utes to just 29 percent shooting from the field in the second half to win and solidify their place in the NCAA Tournament. Danny Ainge led the Cougars in the last home game of his BYU career, scoring 35 points on 14-of-25 shooting from the field and 7-of-7 from the free-throw line. Utah All-American Danny Vranes was held to only 12 points (4-for-12 from the field, 4-for-5 on the line) and was 3-of-9 in the second half. The win avenged an earlier 56-60 loss to the Utes on their home court at the Special Events Center. Fred Roberts gave the Cougars the lead for good with a jumper from the free-throw line at the 14:45 mark in the second half, giving BYU a 55-53 lead. The Cougars outscored the Runnin' Utes 40-23 from that point on, moving Utah into a tie with Wyoming for the WAC championship. BYU had the house packed for the game, setting a Marriott Center attendance record with 23,106.

BYU 51, Notre Dame 50
NCAA East Regional Semifinal
March 19, 1981

With eight seconds left and down by one to Notre Dame, BYU faced elimination in the NCAA East Regional Semifinal. But Danny Ainge refused to allow his senior season to end without a fight. Ainge drove the length of the court, dribbling between defenders, and lofted a layup over the outstretched arms of Notre Dame center Orlando Woolridge with only two seconds remaining. His shot gave the Cougars a dramatic one-point victory. Ainge finished the game with only 12 points in the low-scoring affair, but none bigger than the final two. Down by as many as 14 points in the second half, the Cougars


led only twice during the game. The win moved the Cougars on to the Elite Eight, where BYU lost to Ralph Sampson and Virginia 74-60. BYU finished the season ranked No. 16 in the country, and Ainge garnered Eastman and Wooden Award honors.

BYU 80, Notre Dame 76 (OT)
January 13, 1986

National-powerhouse Notre Dame and coach Digger Phelps came to Provo and faced a stiff challenge from Jeff Chatman and the BYU Cougars. Chatman nailed a jumper with 1:20 left in regulation to give the Cougars a 63-61 lead. But Notre Dame's Tim Kempton scored with 33 seconds left to tie the score again. Alan Pollard had a chance to win the game but missed the front end of a 1-and-1 free throw. In overtime, Tom Gneiting scored seven points, including an old-fashioned three-point play, to give BYU a 73-69 advantage with 1:33 left. BYU played outstanding defense and made its free throws down the stretch to pull out the 80-76 victory. Notre Dame's All-American guard David Rivers led all scorers with 28 points, but it wasn't enough to stop the Cougars who had four players in double-figure scoring. Chatman led BYU with 21 points on 7-of-10 shooting. Gneiting had 14 rebounds to go with his 18 points, while Dixie College transfer Averian Parrish chipped in 12 points and four rebounds. Bob Capener, playing all 45 minutes, had 14 points.

BYU 93, Pitt 73
December 23, 1986

In a year when the Cougars would find themselves ranked as high as No. 2 in the country, this blowout win vaulted BYU into the national spotlight. Pittsburgh was ranked in the top 20 and had one of the nation's top players in 6-foot-10 All-American Charles Smith. It was another Smith, BYU's Michael Smith, who stole the show, scoring 17 points in the first half and finishing the game with 34 points and 13 rebounds. BYU head coach Ladell Andersen said, "In all my years of coaching – college and professional – I've never been associated with a team that had that kind of first half of play. It was the best half for a team I've coached." BYU held Pitt to 20 percent shooting and caused 22 turnovers. Jeff Chatman had 12 points, and Bobby Capener had 18 points on 4-of-7 three-point shooting.



MICHAEL SMITH,
BYU VS. PITT



BYU 121, Utah State 112 (OT)
December 19, 1987

BYU almost gave Utah State an early Christmas present by blowing an 18-point second-half lead, but pulled off the dramatic win in overtime. BYU found itself ahead 61-45 at the half of the high-scoring contest, but couldn't put Utah State away. The Aggies climbed all the way back and might have won the game were it not for poor free-throw shooting. Second-team All-American Michael Smith led the Cougars with 39 points, and Jeff Chatman chipped in 29. Smith sent the game to overtime by knocking down two free throws with only seven seconds left in the game. Poor free-throw shooting doomed the Aggies in overtime, when Utah State managed to hit only 5-of-13 from the charity stripe. BYU head coach Ladell Andersen praised both teams after the game. "I'm proud of both ball clubs," he said. "It is a game neither club should have lost. It is nice to get a win out of this."

BYU 61, Virginia 48
March 14, 1991

Highlighted by freshman Shawn Bradley setting an NCAA Tournament record with 10 blocked shots, the Cougars roared back in the second half to down Virginia 61-48 in the first round of the 1991 NCAA Tournament at the Huntsman Center in Salt Lake City. Bradley finished with eight points and five rebounds while becoming the first player to reject double-digit shots in an NCAA Tournament game. BYU trailed 22-19 at the half but then put 42 points on the scoreboard in the final 20 minutes to cruise to the win. Reserve center Gary Trost



**JEFF CHATMAN,
BYU VS. NOTRE DAME**

was the catalyst, scoring all of his team-best 13 points and grabbing eight of his game-high 11 rebounds after the break. Guard Scott Moon also found his offense in the second half, scoring 10 points after missing his only attempt in the first half. Forward Steve Schreiner added 12 points, and Nate Call a game-high five assists for Roger Reid's team. Future NBA players John Crotty and Bryant Stith led the Cavaliers with 20 and 13 points, respectively. The Cougars shot 60 percent in the second half to finish at 51.4 percent for the game, while Bradley's defensive presence helped hold Virginia to a mere 27.7 percent shooting on the night. While Bradley kept the Cavaliers from being effective in the paint, they didn't fare much better outside the arc, going 1-for-15 on three-point shots, including 0-for-11 in the second half. "We were getting some good shots but we were rushing them," Virginia coach Jeff Jones said. "Then I thought Bradley just basically took everything away. Anytime we scored inside was a major accomplishment."

BYU 73, UTEP 71
March 14, 1992

BYU upset UTEP 73-71 in the WAC Championship game with a 54-foot prayer by Kevin Nixon as time expired in Fort Collins, Colo. The win advanced the Cougars to the NCAA Tournament with an automatic bid, where they were defeated by Shaquille O'Neal's LSU Tigers. The Cougars were down by 11 at the half, but fought hard in the second half to rally from as many as 14 points. Jared Miller and Gary Trost led the way for the Cougars scoring 17 points a piece. Mark Helsop scored 12 for the Cougars. Nixon, a starter, played only 11 minutes in the game due to sluggishness, but came in for the final 2.4 seconds with a hope to get a good look at the basket. The play was designed to draw a foul on a screen, but no call was made on the collision between the BYU and UTEP players. BYU had no choice but to throw the ball in to Nixon. "It felt good when it left my hands," said Nixon. "I thought it had a chance." The shot was replayed over and over again in the months to come on highlight tapes nationally. ESPN nominated the play to receive an ESPY award for college basketball's Play of the Year. Most BYU fans will remember the shot as one of the greatest in BYU history next to Danny Ainge's miracle drive against Notre Dame in the 1981 NCAA Tournament to send the Cougars to the Elite Eight.

BYU 73, Memphis 67 (OT)
December 22, 1992

After defeating Oklahoma 76-75 in the first round of the Maui Invitational, the Cougars took on Penny Hardaway and the Memphis Tigers. Hardaway would score 37 points, but it wasn't enough to stop four Cougars in double figures as BYU pulled out an exciting overtime victory. BYU led 33-28 at the half before Hardaway turned it on helping the Tigers shoot 60 percent in the second half. Kevin Nixon, who scored 14 points on the night, hit a three-pointer to tie the game at 63-63 with 1:09 to play. Both Hardaway and BYU's Nick Sanderson had tries to win the game before overtime. In OT Memphis

went up 67-63 with 2:57 left to play. Sanderson cut the lead to 67-66 with a huge three-pointer. After a Hardaway turnover, Nixon nailed another three-pointer with 56 seconds left to go ahead 69-67. Sanderson made a quick steal with 25 seconds to play and took it the length of the court for an easy layin. After a failed Memphis three-point attempt, Russell Larson ended the game with a big dunk to finish off the Tigers 73-67. BYU went on the finals of the Maui Invitational losing to Duke 89-66. Sanderson had 15 points and four three-pointers, Larson had 11 points and eight rebounds and Gary Trost led the Cougars with 16 points and eight rebounds. BYU outrebounded Memphis 42-30.

BYU 80, Louisville 62
November 25, 1994

BYU advanced to the finals of the Great Alaskan Shootout after holding Louisville to 24 points in the second half and defeating Denny Crum's Cardinals 75-60. After trailing Louisville 36-32 at halftime, BYU cranked up the defense and jumped to an early second-half 42-39 lead. Behind the clutch shooting of Robbie Reid and Russell Larson, who scored 17 and 14, respectively, the Cougars pulled off the come-from-behind victory. The Cougars owned the glass with 47 rebounds to Louisville's 33, and held the Cardinals to 25 percent shooting in the second half. Randy Reid scored 11 points, and sophomore Ken Roberts had 10 points and eight rebounds. First-team All-WAC forward Larson had a game-high 10 rebounds.



**RUSSELL LARSON,
BYU VS. LOUISVILLE**



BYU 83, No. 16 New Mexico 62
February 26, 1998

BYU upset No. 16 New Mexico in The Pit 83-62 putting a halt to the nation's second-longest home winning streak, ending the streak at 41 games with a 21-point blow out. The Pit is well-known throughout the country as one of the most intimidating places to play. The win put hope into Steve Cleveland's first year as a coach to hopefully play in the WAC Tournament. BYU was only 2-10 in the WAC going into the game while the Lobos were 11-1 in conference play. Nobody was expecting a team that had only won one game the season before to beat the mighty Lobos, especially in the Pit. The Cougars came out confident in the first half making 68 percent from the field and 7-for-10 from three-point land, to give them a 46-28 lead going into the half. Senior Justin Weidauer played the best game of his career, going 9-for-10 from the field and 4-for-5 from three point range, to finish with 22 points. Freshman Mekeli Wesley shot 7-of-13 from the field to finish with 19 points. Junior Danny Bower shot 5-of-10 from beyond the arc to finish with 17 points.

BYU 76, UTEP 75 (30T)
February 28, 1998

After upsetting New Mexico in The Pit, BYU kept up its late season heroics with a road victory over UTEP in triple overtime. BYU clinched a spot in the postseason Western Athletic Conference Tournament by defeating UTEP 76-75. With eight seconds left in triple overtime, Lance Archibald hit a three to tie the game at 75-75. Then with no time left on the clock, freshman Mekeli Wesley hit a free throw to give the Cougars the one-point victory. BYU trailed UTEP by 10 points at the half but came back behind the strong play of Wesley, who scored 31 points and broke a BYU record by hitting 16-of-18 free-throw attempts, including the tiebreaker at the end of the game. Wesley's performance helped earn him a spot on the WAC All-Mountain Division Newcomer Team that year. Senior Justin Weidauer chipped in 14 points to help out the Cougars.

Arizona 78, BYU 74
Nov. 28, 1998

The Arizona Wildcats came into Provo undefeated and ranked No. 11 in the nation but nearly lost to the Cougars, coming out with a narrow 78-74 overtime victory. Freshman Mark Bigelow helped keep BYU close with a record nine steals to lead the Cougars, who had 15 steals on the night. Bigelow also paced the Cougar offense, scoring 24 points on 6-of-16 shooting from the field and 11-for-11 from the line. With 3:36 left to go in regulation, A.J. Bramlett scored for Arizona to give the Wildcats a 64-55 lead, their biggest of the game. But the Cougars were in no mood to give the game away and ran off 12 consecutive points to take a 67-64 lead with 1:23 left in the game. A three-point field goal by Jason Terry knotted the game at 67, which is how regulation would end. BYU kept the game close in overtime but a late push from Arizona allowed the Wildcats to steal the victory from the Cougar claws. The low-light of



the game came in the second half when Arizona forward Eugene Edgeron delivered a vicious elbow to the face of BYU center Bret Jepsen, who was forced to leave the game with a concussion.

BYU 60, Hawaii 59
Jan. 16, 1999

A three-point bucket by Mekeli Wesley with just three seconds left gave the Cougars back-to-back road wins and a 60-59 victory over Hawaii. Wesley's shot capped off a 19-3 BYU run to finish the game and gave BYU its first lead since the 9:21 mark of the first half. Wesley was the second-leading scorer on the night with 18, behind teammate Silester Rivers, who finished with 20 points and nine rebounds. The win moved the Cougars to 7-8 on the season and 2-1 in WAC play. BYU fell behind on just 7-of-23 shooting (2-of-10 three-point) in the first half but rebounded to go 11-for-23 from the field (3-of-6 three-point) in the second half for the victory. The Cougar defense also turned up the heat on Hawai'i, holding the Warrior offense to just 37.5 percent shooting in the second half.

BYU 77, UNLV 75
January 10, 2000

The Cougars upset MWC-favorite UNLV with a 77-75 win at the Thomas and Mack Center in Las Vegas to open league play. BYU's Terrell Lyday showed his

stardom leading the Cougars with 30 points. Lyday hit 10-of-17 from the field, including 5-of-10 on three-point shots. Lyday also led BYU in rebounds, pulling down 11 in his double-double effort. With 10 rebounds on the defensive glass and six steals, Lyday proved to be a winning force on both ends of the floor. As a team, the Cougars shot 48 percent to UNLV's 39 percent and hit 10-of-19 three pointers. Despite UNLV's comeback to take the lead late in the game and more than 12,500 fans cheering the Rebels on, BYU kept its composure. The Cougars got a boost from good free-throw shooting and a Todd Christensen three-pointer with three minutes left in the game.

BYU 58, Utah 54
March 10, 2000

Perhaps a benchmark for head coach Steve Cleveland and BYU basketball fans at large, the Cougars revitalized the BYU/Utah rivalry, winning 58-54 at the Mountain West Conference Tournament in Las Vegas. "That wasn't for me," Cleveland said. "There's a lot of people in Provo, Utah, that have really struggled with not having it [the rivalry] be competitive. If anything this says this is going to be competitive." BYU ended a 12-game losing streak to the Utes, winning for the first time against Utah since 1995. The victory improved BYU's record to 20-9 (eventually 22-11), the first time the Cougars recorded a 20-win season since 1995. With 40 percent shooting on the night and 59 percent from the free-throw line, it is no surprise it was the Cougars' defense that won the game.



MARK BIGELOW
BYU VS. ARIZONA



BYU held Utah to a dismal 30 percent shooting from the floor. With BYU star Mekeli Wesley struggling and hampered with foul trouble, BYU sophomore Eric Nielsen kept the Cougars in the game. Averaging just 5.8 points and 3.8 rebounds per game going into the semifinal game, Nielsen shocked the Utes with a career-high 17 points and nine rebounds. Poor Cougar free-throw shooting kept the game close but Utah wasn't able to capitalize. Down 57-54, Utah's Hano Mottola had a chance to tie the game with 14.6 seconds left, but his three-point attempt drew nothing but air. The Utes had one more chance to tie the game, but Phil Cullen sent an inbound pass sailing over the heads of his teammates and out of bounds on the opposite baseline. While the Cougars lost to UNLV in the MWC Championship game, BYU secured an NIT bid and advanced to the quarterfinals of the tournament to finish the season.

BYU 69, Utah State 67
December 16, 2000

In demonstrating the Cougars' season dominance over Utah teams, BYU defeated Utah State 69-67 in the Marriott Center. The game featured the debut of University of Utah transfer Trent Whiting who had a game-high 22 points to lead his new team in scoring. "I guess if anybody questioned why I started (Whiting) tonight, you probably know now," said BYU coach Steve Cleveland. "He has been the best player in practice for four months. He is a competitor and he adds a nice dimension to this ball club; something we haven't had." After a quick start and an early 12-point BYU lead, Utah State battled back to take a late first-half lead with 36 seconds left before halftime. Whiting proved his worth hitting an NBA-range three-pointer at the buzzer to give the team a 41-40 lead at the break. The Aggies came out strong in the second half, taking a 42-41 lead and maintaining the lead until late in the game. After BYU's Terrell Lyday hit a three-pointer to bring the Cougars within two, Whiting picked the pocket of USU's Bernard Rock and headed down the court to finish the fast break with a layup, tying the game 63-63. The two teams exchanged buckets, but it was BYU's Mekeli Wesley



TRENT WHITING,
BYU VS. UTAH STATE

who made two free throws with eight seconds left to give the Cougars the two-point victory.

BYU 77, Wyoming 66
March 9, 2001

In the semifinal game of the Mountain West Conference Tournament in Las Vegas, the Cougars downed a tenacious Wyoming team 77-66 in the Thomas and Mack Center. Advancing to the MWC Championship game wasn't easy despite an early 20-10 lead for BYU. Both teams finished the regular season as conference co-

champions along with Utah, and both teams played each other as champions, coming up with big plays from clutch players. While it was a total team effort, MWC Player of the Year Mekeli Wesley and All-MWC guard Terrell Lyday carried the Cougars on their backs, scoring all but four of BYU's 34 second-half points. "Terrell and Mekeli played huge for us tonight," BYU head coach Steve Cleveland said. "We played a great game tonight, and we don't win it unless we have the performances we got from those two guys." The senior duo combined for 55 points on Wesley's 23 points and Lyday's MWC Tournament


record 32 points. Wesley, amazingly, played the final 11 minutes of the game with four fouls, while teammates Eric Nielsen and Nate Knight left the game with five fouls apiece. The Cowboys tried to mount a comeback with Brett McFall's 5-for-9 shooting and 19 points, but BYU's defense held out until the end of the game.

BYU 69, New Mexico 65
March 10, 2001

After a late-night thriller against Wyoming and a win over Air Force the day before that, the Cougars faced a tough New Mexico team in the championship game of the Mountain West Conference Tournament. After BYU's Trent Whiting hit two free throws with 4.6 seconds left, the Cougars won the MWC Tournament Championship 69-65. Not only did the Cougars win the conference tournament, but they also secured a spot in the NCAA Tournament, BYU's first visit since 1995. League MVP Mekeli Wesley was the outstanding player of the game as he hit 11-of-12 shots on his way to a 30-point night. "Mekeli is the best player in the league, and he showed that today," said New Mexico forward Brian Smith, who was matched up against Wesley most of the night. Wesley was not without a supporting cast, as senior colleagues Terrell Lyday and Trent Whiting came up big. Whiting's 15 points came at crucial times as one of his three buckets from behind the arc fell at the end of the first half, while another helped the Cougars with two minutes left. Lyday's night was spotlighted with defense. Lyday held New Mexico's leading scorer, Marlon Parmer, to only 12 points and 0-for-4 from the field in the first half. Parmer had a chance to win the game for the Lobos late with a three-pointer, but Lyday's defense stopped Parmer from getting a good look and hitting the shot. "I told Terrell that he wasn't going to score 26



The Cougar bench erupts after Trent Whiting grabs a rebound to seal a victory over New Mexico in the 2001 MWC Championship game.



TERRELL LYDAY
2001 MWC CHAMPIONSHIP



points tonight, but his main responsibility would be to defend," BYU coach Steve Cleveland said. "He made a huge defensive stop on Parmer's last shot."


BYU 81, Stanford 76
December 22, 2001

In perhaps the Cougars' biggest non-conference game of the Steve Cleveland era, BYU defeated No. 13 Stanford, 81-76, in a nationally televised game on ESPN at the Las Vegas Showdown. The win extended BYU's neutral-court victory streak at the Thomas and Mack Center to six straight games. With BYU having lost four starters, including three All-MWC players, from its MWC title team the year before, the defending Pac-10 champion Cardinal with All-American Casey Jacobsen was a heavy favorite. But senior forward Eric Nielsen delivered the best game of his career. Nielsen finished with 29 points, going 11-for-16 from the field, 2-for-2 from the three-point line, and 5-of-5 on free throws to shatter his previous career high of 19 points. Nielsen just outpaced Jacobsen as the Stanford All-American finished with 28 points. With solid BYU defensive pressure, Jacobsen went cold down the stretch and struggled from the free throw line. BYU entered the game leading the nation in free throw percentage and used it to hold on as senior Matt Montague hit six free throws in the final minute. The Cougars shot a blistering 63.6 percent from behind the three-point line. BYU finished the game 7-of-11 from behind the arc, while Stanford finished the game 6-of-25. Trailing 63-61 with just under 10 minutes to play, BYU went on a decisive 13-2 run over the next eight minutes that proved too much for the Cardinal to overcome. BYU made free throws when it mattered most. It was BYU's first win over a ranked opponent since 1998 when the Cougars knocked off No. 15 New Mexico in The Pit during Cleveland's first season

BYU 63, Utah 61
February 23, 2002

With the attention of the world on Utah during the final days of the 2002 Winter Olympics, the BYU-Utah rivalry stole local headlines with an unforgettable 21-point BYU comeback win to protect the nation-leading home winning streak at 35 games. A victory looked very doubtful after BYU played its worst first half of the home-court victory streak, trailing 43-26 at the break. In the second half, two quick Utah buckets pushed the lead to 21 at 47-26, but the Marriott Center magic ignited as BYU went on an amazing 24-5 run. The momentum had completely changed as BYU was back in the game with 7:26 remaining and down by only two points, 52-50. Great defense led to the second-half offensive explosion. After giving up a season-worst 43 points in the first half, BYU held Utah to 29 percent shooting and out-scored the Utes 37-18 in the second half. Seniors Matt Montague and Eric Nielsen led the second-half charge. With 1:18 remaining in the game, Montague hit a rare three-pointer to bring BYU within one, 61-60. On the next possession, Montague made a record-setting assist to Nielsen for an eight-foot jumper that gave the Cougars their first lead of the game, 62-61, with 25 seconds left. That assist tied Montague with BYU legend Danny Ainge for the all-time career record for assists at 539. The Cougars sealed the win with two crucial rebounds, with 7-foot center Dan Howard getting fouled after a key board. Howard added a free throw, and the Utes were left to walk off the court in disbelief while the BYU players and fans celebrated at mid-court. Despite being in foul trouble, junior forward Travis Hansen finished with a game-high 17 points and team-high seven rebounds for BYU. "I thought it was most appropriate that our two seniors hit the two big shots of the game," said coach Steve Cleveland. "This was a great college game."

RAFAEL ARAUJO
BYU VS.
OKLA. STATE



Travis Hansen celebrates BYU's amazing 21-point second-half comeback victory over the Utah to preserve the nation's longest home winning streak.

BYU 76, Oklahoma State 71
December 6, 2003

Christmas came early for the Cougars as Rafael Araujo's dominating performance against the 25th-ranked Oklahoma State Cowboys undoubtedly delivered one of BYU basketball's most thrilling victories ever. In front of the largest crowd (16,285) ever to witness a collegiate basketball game in Salt Lake City, the Cougars defeated the future Final Four finalist Cowboys 76-71 at the Delta Center. Araujo's phenomenal display of offensive skills and ability to control the boards came through in the second half after a slow first half from the Cougars, who trailed the Cowboys 39-36 at halftime. Araujo carried the Cougars to start the second half by scoring 16 of BYU's first 18 second-half points. Former BYU player Daniel Bobik answered back to every Cougar run and kept the Cowboys close, posting a team-high 18 points and 8 assists. In the end, it was Araujo who overpowered the Cowboys, finishing with 32 points and 17 rebounds, one less rebound than the entire Oklahoma State team. "This was the best rebounding effort during my time at BYU," BYU coach Steve Cleveland said. Oklahoma State would go on to finish the season as Big 12 regular season and tournament champions and ranked as high as No. 2 in the nation.


BYU 89, UNLV 88
March 6, 2004

The month of March, a.k.a. March Madness for the college basketball world, is when miracles come about and life long dreams come true. Even prior to the start of the NCAA Tournament, March was true to its words for BYU when the Cougars stunned the UNLV Rebels on a Luiz Lemes dish off to teammate Rafael Araujo for an easy layup with 0.5 seconds left in the game. "I knew Hoffa (Araujo) was somewhere, so I looked for him and found him open," Lemes said. "I'm glad I was able to get it to him to give us the win." The 89-88 victory ended the Cougars' regular-season play with an eight-game winning streak and secured a second-place MWC finish. The Cougars established themselves quickly in the first half shooting 9-of-12 from the field, including 4-for-6 from beyond the arc. BYU's 23-14 lead diminished as the Rebels capitalized on 11-3 and 11-2 runs to go ahead 46-44 at halftime. The battle continued in the second half as neither team could pull away with a commanding lead. Fortunately for the Cougars, aid came from every position on the court. Lemes led the way with a career-high 23 points and six assists, the final of which resulted in the winning bucket by Araujo, who added 21 points with 13 rebounds.



BYU 85, Utah 62
March 3, 2007

Playing before a sellout crowd of 22,812, the BYU Cougars secured their position as the Mountain West Conference Champions with an 85-62 victory against in-state rival Utah. With the win, the Cougars claimed their first outright league regular-season title since 1988 and maintained their hold on the nation's longest active home winning streak at 31 games. "Obviously it was a well played game," said BYU head coach Dave Rose. "I thought our team was really together tonight. There was balanced scoring, but I really thought we were able to handle the emotions of the night and stay together." BYU was led in scoring by MWC Player of the Year Keena Young, playing in his final home game, and Sam Burgess with 15 points each. Also scoring in double figures was Trent Plaisted with 13 points and Austin Ainge with 11 points. Young led the team with nine rebounds. With 14:03 left to play in the first half, the Cougars took their first lead of the game after a dunk by Plaisted. Lee Cumnard increased BYU's lead to 13-9 after hitting his first three-pointer of the night. Utah's Johnnie Bryant responded with a three-pointer, giving his team a one-point lead, before Jimmy Balderson made one of his own with 10:15 left in the first half. A pass from Ainge to Burgess sparked a 10-2 Cougar run that gave BYU a 29-21 lead. A three-



BYU vs. UTAH 2007

pointer by Balderson with a minute to play in the half brought the score to 34-24. The fans were then brought to their feet when Ainge's fast break lay-up resulted in a three-point play and allowed the Cougars to take a 37-26 advantage into

the locker room at halftime. BYU continued its hot all-around play in the second half as Jonathan Tavernari increased the Cougar lead to 14 points when he made a lay-up on a pass from Young, and the rout was on with a 15-0 BYU run. With 8:40 to go in the second half Mike Rose found his second basket from behind the arc, bringing the score to 69-40, BYU's largest lead of the game. From there, the Cougars cruised to the 85-62 win. After the buzzer sounded, BYU Director of Athletics Tom Holmoe presented the conference championship trophy to the team. "You couldn't have drawn it up any better," said Ainge. "We beat the Utes on our home floor by 23 for the conference championship."

BYU 62,
No. 20 Air Force 58
February 27, 2007

After recording a 61-52 victory over No. 13 Air Force in front of a sellout crowd in the Marriott Center earlier in the season, the Cougars took care of business on the road one month later with a 62-58 win at No. 20 AFA. The victory secured at least a share of the Mountain West Conference regular-season title for BYU and snapped Air Force's 30-game home winning streak. It was also BYU's first road win over a ranked team since Feb. 26, 1998. "This was definitely a team victory," said BYU head coach Dave Rose. "From top to bottom, these guys have all contributed to a piece of a conference championship. This team has a great competitive spirit. We sure needed all of it from everybody tonight because it was a heck of a game." The low-scoring affair was truly a team effort for BYU as four Cougars scored in double figures led by Austin Ainge's 14 points. Ainge was followed by Keena Young with 12 points, Jimmy Balderson with 11 and Trent Plaisted with 10. Young, who would win the MWC's Player of the Year award at the conclusion of the season, and Ainge also shared high-rebounding honors with six apiece while Ainge dished out a game-high five assists. "It's unbelievable," said Ainge. "Our locker room is as excited as I've ever seen it. It feels so great. I had this one personally circled to win just because of the embarrassing losses we've had here in the past, so it feels amazing. There were so many big plays by so many guys. I just can't tell you how excited and happy we are." Ainge drained

BYU'S NONCONFERENCE RESUME

Over the past 30 years BYU basketball has built an impressive resume of big victories. BYU's nonconference have included teams such as ...

UCLA	Purdue
USC	Northwestern
Stanford	Florida
California	Georgia
Washington	Mississippi
Washington State	South Carolina
Oregon	Louisville
Arizona State	Notre Dame
Oklahoma State	Pittsburgh
Oklahoma	Seton Hall
Texas	Virginia
Texas Tech	Miami
Kansas State	Memphis
Ohio State	Creighton
Michigan State	
Illinois	
Penn State	




BYU's second three-pointer of the night to put the Cougars up 10-6 and then made his second at the 11:21 mark to tie the school record of 214 three-pointers made in a season set in 1992. Mike Rose then set the BYU school record as he drained a three-pointer to give the Cougars 215 long-range makes for the year. Despite big runs by both teams in the first half, the squads ended up battling it out in the final

90 seconds before Air Force came out on top as the Falcons took a 32-30 lead into the locker room. The Falcons began to run away with a 13-2 spurt to take a 49-38 lead early in the second half as BYU struggled to get a stop on the defensive end, allowing Air Force to open the period 6-for-6 from the field. Balderson finally stopped the bleeding with a three-point make, sparking a 14-2 Cougar run capped by a fadeaway jumper from Young to give BYU its first lead since late in the first half at 52-51. However, just when it looked like BYU had the momentum, Air Force's Jacob Burttschi stepped back with ice in his veins and drained a three-pointer to put his team up 58-56 with 4:50 left to play. As the clock ticked towards the one-minute mark, Young secured a rebound and then Balderson was fouled, giving him a one-and-one opportunity with 1:00 left to play and his team up 60-58. Balderson made the first but saw the second roll off the rim only to watch Young fly in to secure the offensive rebound and reset the shot clock for BYU. However, the Cougars couldn't get anything out of the possession, giving the ball back

to Air Force with 29.5 seconds left and the Falcons trailing by three points. But this time it was the Cougars celebrating as Burttschi dribbled the ball off his thigh and out of bounds, turning it back over to BYU with 21.7 seconds left to play. The Cougars never looked back as they secured the 62-58 win.

COUGARS UPSET NO. 20 FALCONS





COUGARS IN CONFERENCE

BYU CONFERENCE TOURNAMENT RESULTS

BYU basketball boasts a remarkable record of conference success during its history. After earning its 26th regular-season conference championship in 2007, the Cougars moved into a tie for ninth among all NCAA Division I programs for most regular-season league titles won (see list below). Including conference tournaments, BYU has claimed a conference championship trophy during 27 seasons. The Cougars won the 1991 WAC Tournament after a second-place regular-season finish. Other conference tournament titles in 1992 (WAC) and 2001 (MWC) have followed up regular-season rings, as was the case with conference playoff wins in 1924 and 1933 in the Rocky Mountain Conference. BYU won six Rocky Mountain Conference titles in 20 years, earned five Skyline championships in 24 years, recorded 12 WAC crowns in 37 years and has garnered MWC honors in three of the league's first eight seasons. BYU won the in-state title against rivals Utah and Utah State during 10 of the 12 years before the Cougars first joined a conference in 1918.

NCAA – MOST REGULAR-SEASON CONFERENCE TITLES WON OR SHARED

No.	School	Conference
50	Kansas	MVC, Big 8, Big 12
49	Kentucky	Southern, SEC
37	Penn	Ivy
32	North Carolina	Southern, ACC
31	Utah	Rocky Mtn, Mtn States, WAC, MWC
29	UCLA	Pac-10
28	Connecticut	Yankee, Big East
28	Princeton	Ivy
26	BYU	Rocky Mtn, Mtn States, WAC, MWC
26	Arkansas	Southwest, SEC
26	W. Kentucky	OVC, Sun Belt
24	Texas	Southwest, Big 12

1947	Wyoming
1948	BYU
1949	Wyoming
1950	BYU
1951	BYU
1952	Wyoming
1953	Wyoming
1954	Colorado A&M
1955	Utah
1956	Utah
1957	BYU
1958	Wyoming
1959	Utah
1960	Utah
1961	Utah/Colorado St.
1962	Utah

YEAR-BY-YEAR CONFERENCE/STATE REGULAR-SEASON CHAMPIONS

STATE COMPETITION

1906	BYU
1907	BYU
1908	BYU
1909	BYU
1910	BYU
1911	BYU
1912	BYU
1913	Utah
1914	BYU
1915	BYU
1916	Utah
1917	BYU

ROCKY MOUNTAIN CONFERENCE

1918	Utah State (West), Colorado College (East)
1919	Utah (W), Colorado (E)
1920	Colorado (E) – no west champ – influenza
1921	Utah (W), Colorado (E)
1922	BYU (W), Colorado College (E)
1923	Utah (W), Colorado College (E)
1924	BYU (W), Colorado College (E)
1925	BYU (W), Colorado College (E)
1926	Utah State (W), Colo St. Teacher College (E)
1927	Montana State (W), Colorado College (E)
1928	Montana State (W), Wyoming (E)
1929	Montana State (W), Colorado (E)
1930	Montana State/Utah State (W), Colorado (E)
1931	Utah (W), Wyoming (E)
1932	BYU /Utah (W), Wyoming (E)
1933	BYU /Utah (W), Wyoming/CSTC (E)
1934	BYU (W), Wyoming (E)
1935	Utah State (W), CSTC (E)
1936	Utah State (W), Wyoming (E)
1937	Utah/Montana St. (W), Colorado/Denver (E)

MOUNTAIN STATES CONFERENCE (SKYLINE)

1938	Utah/Colorado
1939	Colorado
1940	Colorado
1941	Wyoming
1942	Colorado
1943	BYU (West), Wyoming (East)
1944	No Champion
1945	Utah
1946	Wyoming

WESTERN ATHLETIC CONFERENCE

1963	Arizona State
1964	New Mexico/Arizona St.
1965	BYU
1966	Utah
1967	BYU /Wyoming
1968	New Mexico
1969	BYU /Wyoming
1970	UTEP
1971	BYU
1972	BYU
1973	Arizona State
1974	New Mexico
1975	Arizona State
1976	Arizona
1977	Utah
1978	New Mexico
1979	BYU
1980	BYU
1981	Utah/Wyoming
1982	Wyoming
1983	BYU /Utah/UTEP
1984	UTEP
1985	UTEP
1986	Utah/Wyoming/UTEP
1987	UTEP
1988	BYU
1989	Colorado State
1990	BYU /Colorado State
1991	Utah
1992	BYU /UTEP
1993	BYU /Utah
1994	New Mexico
1995	Utah
1996	Utah
1997	Utah
1998	Utah (Mountain)
1999	Utah

MOUNTAIN WEST CONFERENCE

2000	Utah/UNLV
2001	BYU /Utah/Wyoming
2002	Wyoming
2003	BYU /Utah
2004	Air Force
2005	Utah
2006	San Diego State
2007	BYU

CONFERENCE PLAYOFF SERIES

1924	Colorado College (Rocky Mtn.)	2-1 W
1925	at Colorado College (Rocky Mtn.)	0-3 L
1932	at Wyoming (Rocky Mtn.)	1-2 L
1933	Wyoming (Rocky Mtn.)	2-1 W
1934	at Wyoming (Rocky Mtn.)	0-3 L
1943	at Wyoming (Skyline)	0-3 L

WESTERN ATHLETIC CONFERENCE TOURNAMENT

3/9/84	v. New Mexico (in El Paso)	55-64 L
3/4/85	Air Force (in Provo)	79-82 L
3/6/86	v. New Mexico (in Laramie)	68-79 L
3/5/87	v. Air Force (in Alb.)	82-79 (OT) W
3/6/87	at New Mexico	86-93 L
3/10/88	Hawaii (in Provo)	76-74 W
3/11/88	UTEP	63-66 L
3/10/89	v. Hawaii (in SLC)	69-72 L
3/8/90	v. Utah (in El Paso)	61-62 (OT) L
3/7/91	v. CSU (in Laramie)	69-56 W
3/8/91	v. Hawaii	73-71 (OT) W
3/9/91	v. Utah	51-49 (OT) W
3/12/92	v. Air Force (in Ft. Collins)	72-51 W
3/13/92	v. Utah	75-62 W
3/14/92	v. UTEP	73-71 W
3/11/93	v. Hawaii (in SLC)	85-71 W
3/12/93	v. New Mexico	59-68 L
3/10/94	v. Utah (in SLC)	96-65 W
3/11/94	v. Fresno State	87-72 W
3/12/94	v. Hawaii	66-73 L
3/9/95	v. CSU (in Albuquerque)	73-75 L
3/7/96	v. CSU (in Albuquerque)	84-100 L
3/3/98	v. Tulsa (in Las Vegas)	56-59 L
3/2/99	v. TCU (in Las Vegas)	90-74 W
3/4/99	v. Utah	62-81 L

MOUNTAIN WEST CONFERENCE TOURNAMENT

3/9/00	v. New Mexico (in Las Vegas)	55-43 W
3/10/00	v. Utah	58-54 W
3/11/00	at UNLV	56-79 L
3/8/01	v. Air Force (in Las Vegas)	69-54 W
3/9/01	v. Wyoming	77-66 W
3/10/01	v. New Mexico	69-65 W
3/7/02	v. San Diego St. (in Las Vegas)	51-62 L
3/13/03	v. New Mexico (in Las Vegas)	71-56 W
3/14/03	v. Colorado State	86-80 (OT) L
3/11/04	v. Wyoming (in Denver)	79-74 W
3/12/04	v. Utah	51-54 L
3/10/05	v. New Mexico (in Denver)	71-85 L
3/9/06	v. Utah (in Denver)	70-74 L
3/8/07	v. TCU (in Las Vegas)	77-64 W
3/9/07	v. Wyoming	96-84 W
3/10/07	at UNLV	70-78 L

MWC/WAC TOURNAMENT RECORDS

Conference Tournament Record	21-20
First Round Record	12-11
Second Round Record	6-6
Championship Finals Record	3-3
WAC Tournament Record	12-13
MWC Tournament Record	9-7
Tournament Record (NEUTRAL)	20-15
Tournament Record (HOME)	1-2
Tournament Record (AWAY)	0-3



BYU CONFERENCE CHAMPIONSHIP TEAMS (27 TITLES)

1921-22

BYU won its second title in the Western Division with a 3-1 conference record, beating out rivals from the University of Utah.

1923-24

A 7-1 conference record gave the Cougars their third Western Division title. They met the Eastern Division winner, Colorado College, in the first playoff series in a decade. BYU won the series 2-1 and was crowned the undisputed Rocky Mountain Conference Champion.



1947-48 Champions

1924-25

BYU repeated its championship run and once again won the Western Division title, finishing 6-2 in conference and 11-6 overall. The title was the third in four years for the Cougars. BYU once again met Colorado College in the Conference Championship Series but was swept in Colorado Springs.

1931-32

Led by sophomore Elwood Romney, a first-team all-conference selection, BYU tied with Utah for the West title and then defeated the Utes in a one-game playoff, earning the chance to meet Wyoming in the Conference Championship Series. Despite an 8-4 conference finish, the Cougars were swept by the Cowboys.

1932-33

For the second straight season, the Western Division ended in a tie between BYU and Utah. After going 9-3 in conference and 18-7 overall, the Cougars once again defeated the Utes and met Wyoming in the Championship Series. This time, BYU emerged victorious, winning 2-1 and thus winning the Conference Championship for the first time since 1924. The Cougars were led by Floyd Millet and Jay Whitman, both first-team all-conference selections.

1933-34

The Cougars finished the season 9-3 in conference and 18-11 overall to win the Western Division title for the third year in a row. BYU once again met Wyoming in the Championship playoff series, but the Cougars were defeated 2-1.

1942-43

After switching to the Skyline Conference in 1937, the 1942-43 Cougars won their first Skyline Conference Western Division title. A 7-1 conference record earned the team the opportunity to play Wyoming in the Championship Series. However, despite the efforts of first-team all-conference selection Brady Walker, the Cougars lost to Wyoming in three straight games.

1947-48

As the conference consolidated into one division, the Cougars finished 8-2 and took first place. Joe Nelson and Randy Clark were both named first-team all-conference players. Nelson led the Skyline Conference in scoring, racking up 203 points in conference play and averaging 20.3 points per game.

1949-50

After winning the conference preseason trophy, the Cougars finished 14-6 in conference and had their first 20-win season, going 22-12. BYU was led by a tal-

ented trio consisting of Joe Nelson, Roland Minson and Mel Hutchins, each averaging over 10 points per game. All three players earned NCAA honors at season's end.

1950-51

The Cougars repeated as Skyline Conference Champions and won their third title in four years with a 15-5 record in conference and an amazing 28-9 record overall. Once again led by Roland Minson and Mel Hutchins, the Cougars were ranked as high as third nationally and went on to win the NIT. They also set a school record with a 91-point offensive showcase against Denver.

1956-57

The Cougars won their last Skyline Conference Championship in this season, finishing 11-3 in conference and 19-9 overall. Led by Tom Steinke and John Benson, who each averaged almost 20 points per game, BYU went on to finish third in the NCAA West Regionals.

1964-65

The 1964-65 team won the first WAC Championship for BYU and first conference title since 1957. The team finished the season with a 21-7 mark and was ranked sixth nationally in the final wire service poll of the season. BYU finished second to Miami (Fla.) in scoring offense. John Fairchild was named WAC Player of the Year and led the team with 21.5 points a game.

1966-67

The Cougars surprised many by winning a share of the WAC title and finishing 14-10. There were no real standouts on the team as eight players won game-high honors during the season. BYU remained undefeated for the second straight year at home.

1968-69

BYU finished the season at 17-12 and had been picked in the preseason polls to finish third or lower. They won a first-round berth in the NCAA Tournament but lost to New Mexico State. Remarkably, six players ended the season with scoring averages in double figures.

1970-71

The 1970-71 team was picked to finish sixth in the WAC preseason polls. The Cougars finished 18-11 to grab the WAC title. They lost to eventual NCAA Champion UCLA in the NCAA Regionals. The team was led by Bernie Fryer, who averaged 19.2 points, and Steve Kelly, who scored 17.9 points per game.

1971-72

The 1971-72 season was Coach Stan Watts' final year and one of the most exciting in Cougar history. The team finished with a 21-5 record and made it to the NCAA Tournament. The year was the first that games were played in the Marriott Center. Kresimir Cosic was the team's leading scorer, averaging 22.3 points per game.

REGULAR-SEASON CONFERENCE TITLES

1922 - Rocky Mountain
1924 - Rocky Mountain
1925 - Rocky Mountain
1932 - Rocky Mountain
1933 - Rocky Mountain
1934 - Rocky Mountain
1943 - Skyline
1948 - Skyline
1950 - Skyline
1951 - Skyline
1957 - Skyline

1965 - WAC
1967 - WAC
1969 - WAC
1971 - WAC
1972 - WAC
1979 - WAC
1980 - WAC
1983 - WAC
1988 - WAC
1990 - WAC
1992 - WAC

1993 - WAC
2001 - MWC
2003 - MWC
2007 - MWC

Overall: 26 Titles



1966-67 Champions



1979-80 Champions

1978-79

One of the most exciting aspects of the 1978-79 season was the expectation that Cougar success would carry over into the next year. The Cougars were 20-8 and were led by Danny Ainge with 18.4 points per game. Ainge moved into the top 10 in BYU scoring history after just two seasons. The Cougars made it to the first round of the NCAA Tournament.

1979-80

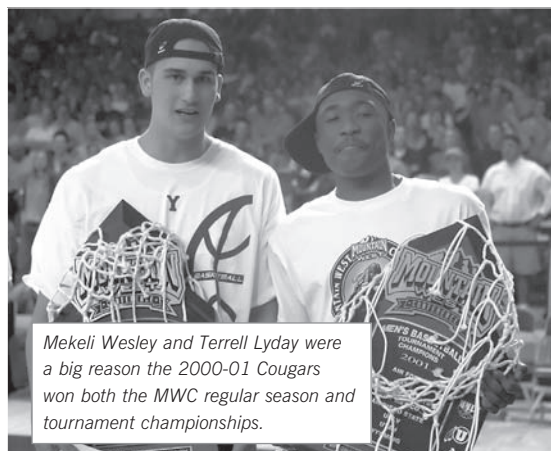
A record of 24-5 was the best yet for a BYU team. The Cougars had been ranked as high as No. 6 by sports writers. All the starters from the previous year returned to help defend the WAC title. Danny Ainge once again led the team with 19.1 points per game and moved into first place on the BYU all-time scoring list. The team had four future NBA players; Ainge, Devin Durrant, Fred Roberts and Greg Kite.

1982-83

Although the 1982-83 team finished in a three-way tie for the WAC championship, it was the first time in the previous five years that the Cougars did not advance to postseason play. The team's record was 15-14. Devin Durrant led BYU in scoring with 22.8 points per game. Greg Kite led the team in rebounding with 8.8 per game.

1987-88

In the 70-year history of BYU basketball, only the 1950-51 team had more victories than the 1987-88 team, and no team had a better winning percentage. The Cougars finished 26-6, winning 17 games in a row to start the year, a BYU basketball record. The team was led by All-American Michael Smith who averaged 21.2 points and 7.8 rebounds per game.



Mekeli Wesley and Terrell Lyday were a big reason the 2000-01 Cougars won both the MWC regular season and tournament championships.

1989-90

The Cougars went 21-9 and exceeded all expectations by winning the WAC title. The team was projected to finish sixth. They went on to lose a heart-breaker in the NCAA East Regional to Clemson 49-47. It was Roger Reid's first year as head coach. Marty Haws led the team in scoring with 18.5 points

and 4.1 assists per game. Andy Toolson averaged 18.3 points per game.

1990-91 (TOURNAMENT)

With a 21-13 record, BYU finished in second place during the regular season in the WAC but went on to win the WAC Tournament and then advanced to the second round of the NCAA Tournament. Freshman Shawn Bradley led the nation in blocked shots with 177 and averaged 14.8 points a game. Steve Schreiner scored 14.2 points per game.

1991-92

Few thought at the beginning of the season that BYU would finish the season 25-7 and win the WAC. The Cougars went on to defeat UTEP in dramatic fashion at the WAC Tournament thanks to a 54-foot buzzer-beater by Kevin Nixon. The Cougars ran into Shaq and LSU in the first round of the NCAA Tournament to end the season. Gary Trost led the team in scoring with 14.2 points per game.

1992-93

The Cougars posted a 25-9 record, including 15-1 in the WAC, which tied the conference record for most wins. Nick Sanderson set a school record for three-point attempts in a season with 209. Russell Larson set a new school record in field-goal percentage at .631. Gary Trost led the team in scoring for the second straight year with 15.2 points per game. BYU lost to Kansas in the second round of the NCAA Tournament.

2000-01

BYU finished 24-9 while earning its first conference tournament title since 1992, its first regular-season championship since 1993 and its first NCAA bid since 1995. The Cougars went 10-4 in Mountain West Conference play to earn a three-way share of the title with Utah and Wyoming. BYU won the MWC Tournament and earned the automatic bid to the NCAA Tournament with wins over Air Force, Wyoming and New Mexico at the Thomas & Mack Center in Las Vegas. BYU, the 12th seed, lost its first round NCAA game at Cox Arena in San Diego to No. 5-seed Cincinnati. Mekeli Wesley was the MWC Player of the Year, and guards Terrell Lyday and Trent Whiting were named to the MWC First and Second Team, respectively. As a team, BYU led the nation in free-throw shooting (.780)

and had the nation's best single-game field goal percentage, making 70.8 percent vs. Elon College.

2002-03

BYU claimed a share of the Mountain West Conference regular-season title and an NCAA bid for the second time in three years. Playing among the nation's toughest schedules, including 11 different conferences on its non-league slate, the Cougars finished the year 23-9 overall and earned their 26th conference title, going 11-3 in MWC games along with Utah. BYU Coach Steve Cleveland was named the MWC Coach of the Year, and senior guard Travis Hansen was one of two consensus first-team All-MWC players and the MWC's Co-Defensive Player of the Year. The Cougars had the MWC's top defense and also won the preseason Paradise Jam title in St. Thomas, U.S. Virgin Islands. Hansen led the team in scoring (16.8) and blocks (20) and was second in assists (2.4) and rebounds (4.8). BYU's 22,702 attendance vs. CSU in its last home game was the largest crowd since 1992 and the 21st largest crowd in school history. BYU had the nation's No. 1 average season increase in attendance to average 14,468 and rank 17th nationally for the year. BYU finished the season 13-1 at home.



Trent Plaisted cuts down the net after celebrating the 2006-07 MWC Championship in the Marriott Center.

2006-07

BYU's second season under head coach Dave Rose not only improved upon his impressive inaugural campaign but also proved to be one of the best seasons a Cougar team has ever achieved in the program's 105-year history. After becoming the second-most improved team in the nation in Rose's first season at BYU, the Cougars responded in his second year with a 25-9 resume that included the program's first outright league championship since 1988, its first national top-25 ranking since 1993, its first season sweep over rival Utah since 1994 and its first NCAA Tournament invitation since 2004, including its highest seed since 1995. On the record books at BYU, only two teams (1951 -- 28 wins; 1988 -- 26 wins) won more games in a season than the 25 victories achieved by the Cougars in 2006-07. BYU defeated three nationally ranked teams in the process and earned a national ranking (No. 24) in the final Associated Press Top 25 Poll, something a Cougar team hasn't done since 1988.



1902-03

Record: 4-5
Home: 2-3
Road: 2-2
Long Win Streak: 3
Long Loss Streak: 2
Coach: W.A. Colton

DATE	OPPONENT	SCORE	W/L
F 6	at LDSU	7-47	L
F 14	BY College	13-17	L
F 21	Weber Academy	30-18	W
F 27	at Weber Academy	17-16	W
F 28	at BY College	20-17	W
M 7	LDSU	13-23	L
M 21	at LDSU	13-30	L
M 28	Univ. of Colorado	23-15	W
A 2	Univ. of Colorado	10-16	L

1903-04

Record: 3-3
Home: 1-2
Road: 2-1
Long Win Streak: 2
Long Loss Streak: 2

DATE	OPPONENT	SCORE	W/L
J 9	Salt Lake H.S.	38-8	W
J 16	LDSU	17-22	L
J 22	at Weber Academy	43-13	W
J 23	at BY College	18-9	W
F 6	BY College	17-18	L
F 19	at LDSU	20-27	L

1904-05

Record: 9-3
Home: 5-1
Road: 4-2
Long Win Streak: 7
Long Loss Streak: 1

DATE	OPPONENT	SCORE	W/L
J 21	at A.F. Apollos	NS	L
J 28	LDSU	51-7	W
F 3	at State Deaf School	64-6	W
F 4	at BY College	22-14	W
F 10	A.F. Apollos	NS	W
F 11	BY College	19-12	W
F 18	Weber Academy	30-10	W
F 24	at LDSU	NS	W
F 25	at Weber Academy	14-16	L
M 4	State Deaf School	NS	W
M 4	at A.F. Apollos	10-7	W
M 25	Wheaton Col. (Ill.)	27-35	L

1905-06

Record: 11-1
Home: 6-1
Road: 5-0
Long Win Streak: 6
Long Loss Streak: 1
Coach: C.T. Teetzel

DATE	OPPONENT	SCORE	W/L
J 13	LDSU	25-12	W
J 19	Weber Academy	NS	W
J 27	State Deaf School	62-4	W
F 9	at Weber Academy	15-11	W
F 10	at State Deaf School	NS	W
F 13	Chicago YMCA	14-22	L
F 16	at LDSU	19-17	W
F 23	at Utah State	21-14	W
F 24	at BY College	20-18	W
M 2	Minn. Red Wings	20-18	W
M 3	Utah State	19-11	W
M 17	BY College	20-19	W

1906-07

Record: 7-3
Home: 5-1

Road: 2-1
Neutral: 0-1
Long Win Streak: 3
Long Loss Streak: 1
Coach: C.T. Teetzel

DATE	OPPONENT	SCORE	W/L
J 19	Weber Academy	72-9	W
J 26	BY College (OT)	26-24	W
F 1	at LDSU	32-29	W
F 7	Chicago Crescents	21-24	L
F 16	Utah State	44-11	W
F 23	!Weber Academy	2-0	W
M 1	at Utah State	23-12	W
M 2	at BY College	16-19	L
M 8	LDSU	30-19	W
M 16	v. BY College (OT)	24-27	L
!	forfeit		

1907-08

Record: 4-2
Home: 3-1
Road: 1-1
Long Win Streak: 4
Long Loss Streak: 1
Coach: C.T. Teetzel

DATE	OPPONENT	SCORE	W/L
J 17	at BY College	14-16	L
J 18	at Utah State	29-16	W
J 25	LDSU (OT)	20-19	W
F 1	Utah State	43-19	W
F 15	LDSU	26-25	W
F 22	BY College	22-27	L

1908-09

Record: 7-4
Home: 4-2
Road: 3-2
Long Win Streak: 4
Long Loss Streak: 3
Coach: Fred Bennion

DATE	OPPONENT	SCORE	W/L
D 12	YMCA	23-29	L
J 9	at YMCA	17-31	L
J 16	at LDSU	16-30	L
J 23	Utah	32-9	W
J 30	BY College	35-21	W
F 6	Utah State	37-11	W
F 20	LDSU	28-33	L
F 22	Oregon	26-24	W
F 26	at Utah State	37-13	W
F 27	at BY College	34-27	W
M 5	at Utah	40-27	W

1909-10

Record: 9-2
Home: 5-1
Road: 4-1



FRED BENNION
Years: 1908-10 (2)
Record: 16-6 (.727)

Long Win Streak: 8
Long Loss Streak: 1
Coach: Fred Bennion

DATE	OPPONENT	SCORE	W/L
J 8	YMCA	28-26	W
J 14	at BY College	33-13	W
J 15	at Utah State	40-20	W
J 22	BY College	42-14	W
F 5	at Utah	31-27	W
F 11	Utah	31-17	W
F 12	at LDSU	29-21	W
F 18	Utah State	47-31	W
F 22	YMCA	21-26	L
F 25	LDSU	47-12	W
F 26	at YMCA	13-23	L

1910-11

Record: 8-0
Home: 5-0
Road: 3-0
Long Win Streak: 8
Coach: Henry Rose

DATE	OPPONENT	SCORE	W/L
J 7	at Snow Academy	45-25	W
J 14	Alumni	32-22	W
J 21	YMCA	41-17	W
J 28	Utah	47-27	W
F 4	at Utah State	29-19	W
F 18	Utah State	37-21	W
F 25	at Utah	33-26	W
F 27	Hamilton, Wisc.	27-26	W

1911-12

Record: 7-0
Home: 5-0
Road: 2-0
Long Win Streak: 7
Coach: E.L. Roberts

DATE	OPPONENT	SCORE	W/L
J 13	Alumni	40-19	W
J 20	BY College	48-20	W
J 27	LDSU	51-12	W
F 3	Utah State	36-17	W
F 9	at Utah State	37-16	W
F 17	at Utah	36-25	W
M 2	Utah	32-25	W

1912-13

Record: 7-3
Home: 5-2
Road: 2-1
Long Win Streak: 5
Long Loss Streak: 2
Coach: E.L. Roberts

DATE	OPPONENT	SCORE	W/L
D 14	Weber Academy	48-34	W
J 11	Alumni	61-26	W
J 18	LDSU	34-20	W
J 25	Burlington (S.L.)	49-17	W
F 1	BY College	40-29	W
F 8	Utah	31-49	L
F 14	at BY College	28-26	W
F 15	at Utah State	33-23	W
F 22	at Utah (OT)	26-29	L
M 1	Utah State	20-29	L

1913-14

Record: 8-2
Home: 6-0
Road: 2-2
Long Win Streak: 4
Long Loss Streak: 1
Coach: E.L. Roberts

DATE	OPPONENT	SCORE	W/L
J 10	S.L. Hardware	53-18	W



E.L. ROBERTS
Years: 1911-20, 25-28 (12)
Record: 87-49 (.640)

J 17	Deseret Business	44-13	W
J 31	BY College	43-23	W
F 5	Montana State	67-14	W
F 14	at Utah	23-36	L
F 21	Utah State	41-21	W
F 28	Utah	32-24	W
M 6	at Utah State	28-19	W
M 7	at BY College	22-15	W
M 9	at Oneida Academy	25-26	L

1914-15

Record: 6-2
Home: 4-0
Road: 2-2
Long Win Streak: 6
Long Loss Streak: 1
Coach: E.L. Roberts

DATE	OPPONENT	SCORE	W/L
J 15	at Apollos	23-27	L
J 16	Apollos	35-25	W
J 30	BY College	37-32	W
F 13	Utah State	29-21	W
F 20	Utah	29-28	W
F 26	at Utah State	31-23	W
F 27	at BY College	24-18	W
M 12	at Utah	20-38	L

1915-16

Record: 3-3
Home: 3-1
Road: 0-2
Long Win Streak: 2
Long Loss Streak: 2
Coach: E.L. Roberts

DATE	OPPONENT	SCORE	W/L
J 15	Springville H.S.	44-17	W
F 4	at Utah	26-41	L
F 12	Utah State	42-17	W
F 19	lola (KS) YMCA	70-25	W
F 26	at Utah State	23-37	L
M 4	Utah	30-38	L

1916-17

Record: 14-2
Home: 8-0
Road: 3-1
Neutral: 3-1
Long Win Streak: 14
Long Loss Streak: 1
Coach: E.L. Roberts

DATE	OPPONENT	SCORE	W/L
D 13	at Springville H.S.	19-20	L
J 6	BY H.S.	50-20	W
J 13	West H.S.	42-24	W
J 20	Springville H.S.	61-24	W



J 27	LDSU	38-19	W
J 29	Chicago Cres.	51-9	W
F 3	at BY College	84-37	W
F 10	Utah	38-32	W
F 17	Utah State	43-22	W
F 23	at Utah	54-33	W
M 3	Alumni	50-19	W
M 8	at Utah State	34-27	W
M 14	#Brown-King (SL)	52-21	W
M 15	#NW Normal (OK)	35-24	W
M 16	#Seward Park Bro.	27-16	W
M 17	#Illinois AC	14-27	L
#AAU Tourney (Chicago)			

1917-18

Record: 5-3
 Conference: 1-1, T2nd RMC
 Home: 3-2
 Road: 2-1
 Long Win Streak: 2
 Long Loss Streak: 1
 Coach: E.L. Roberts

DATE	OPPONENT	SCORE	W/L
N 29	at Lehi H.S.	30-34	L
J 12	BY H.S.	40-28	W
J 19	Lehi H.S.	67-30	W
J 25	BY College (OT)	32-36	L
F 1	Hinckley Acad.	58-28	W
F 9	Utah	21-27	L
F 11	at Amer. Fork H.S.	48-35	W
F 23	at Utah	38-28	W

1918-19

Record: 5-3
 Conference: 1-3, 3rd RMC
 Home: 4-2
 Road: 1-1
 Long Win Streak: 4
 Long Loss Streak: 2
 Coach: E.L. Roberts

DATE	OPPONENT	SCORE	W/L
	Pl. Grove H.S.	58-19	W
	Lehi H.S.	72-14	W
	Springville H.S.	46-19	W
F 6	at Sp. Fork H.S.	87-18	W
F 7	at Utah	22-50	L
F 15	BY College	50-24	W
M 1	Utah State	23-26	L
M 8	Utah	21-31	L

1919-20

Record: 4-2
 Conference: 0-2, T3rd RMC
 Home: 2-0
 Road: 2-2
 Long Win Streak: 4
 Long Loss Streak: 2
 Coach: E.L. Roberts

DATE	OPPONENT	SCORE	W/L
J 9	at Springville H.S.	34-19	W
J 10	BY H.S.	49-32	W
J 21	at A.F. Legion	56-34	W
J 24	Lehi Legion	47-20	W
J 31	at Utah State	27-55	L
M 4	at Utah	30-41	L

1920-21

Record: 10-2
 Conference: 2-2, 2nd RMC
 Home: 9-0
 Road: 1-2
 Long Win Streak: 10
 Long Loss Streak: 1
 Coach: Alvin Twitchell

DATE	OPPONENT	SCORE	W/L
	at Lehi Legion	16-39	L



ALVIN TWITCHELL
 Years: 1920-25 (5)
 Record: 50-20 (.714)

Utah AA	33-29	W	
BY H.S.	56-23	W	
Alumni	29-25	W	
P.G. High	43-14	W	
Alumni	29-25	W	
Provo Legion	36-30	W	
J 22	Utah	22-16	W
F 5	at Utah State	43-45	W
	Provo Legion	31-25	W
F 26	Utah State	30-28	W
M 5	at Utah	16-29	L

1921-22

Record: 9-3
 Conference: 3-1, 1st RMC
 Home: 6-2
 Road: 3-1
 Long Win Streak: 6
 Long Loss Streak: 1
 Coach: Alvin Twitchell

DATE	OPPONENT	SCORE	W/L
	Provo Legion	24-36	L
	Provo Legion	35-24	W
	WAA	28-31	L
	Lehi H.S.	47-23	W
	BYU Frosh	32-22	W
	at Lehi H.S.	26-23	W
	at A.F. Legion	44-24	W
	A.F. Legion	36-10	W
F 3	Utah	29-16	W
F 11	Utah State	39-22	W
F 25	at Utah	32-27	W
M 3	at Utah State	34-36	L

1922-23

Record: 7-5
 Conference: 4-4, T2nd RMC
 Home: 6-1
 Road: 1-4
 Long Win Streak: 6
 Long Loss Streak: 5
 Coach: Alvin Twitchell

DATE	OPPONENT	SCORE	W/L
J 4	at Carbon Co. H.S.	51-25	W
J 13	BY H.S.	24-17	W
J 20	West H.S.	44-20	W
J 24	Provo H.S.	30-20	W
J 26	Utah	36-29	W
J 27	Utah	25-19	W
F 2	at Utah State	19-55	L
F 3	at Utah State	30-36	L
F 16	at Utah	33-35	L
F 17	at Utah	18-24	L
F 23	Utah State	22-23	L
F 24	Utah State	37-26	W

1923-24

Record: 14-4
 Conference: 6-2, 1st RMC
 Home: 9-4
 Road: 5-0
 Long Win Streak: 5
 Long Loss Streak: 1
 Coach: Alvin Twitchell

DATE	OPPONENT	SCORE	W/L
	at Nephi H.S.	NS	W
	Wasatch H.S.	38-21	W
J 10	Colorado Col.	36-39	L
J 11	Colorado Col. (OT)	40-38	W
J 12	Colorado Col.	32-25	W
J 12	LDSU	34-38	L
J 18	Idaho AC	35-18	W
J 19	Nephi H.S.	39-25	W
J 25	at Utah	38-21	W
J 26	at Utah	36-26	W
J 29	Colorado Tch. Col.	27-33	L
J 30	Colorado Tch. Col.	34-31	W
F 8	Utah State	36-43	L
F 9	Utah State	38-21	W
F 15	Utah	37-22	W
F 16	Utah	34-32	W
F 22	at Utah State	30-27	W
F 23	at Utah State	32-25	W

1924-25

Record: 10-6
 Conference: 7-1, 1st RMC
 Home: 2-0
 Road: 2-2
 Long Win Streak: 4
 Long Loss Streak: 2
 Coach: Alvin Twitchell

DATE	OPPONENT	SCORE	W/L
J 9	Nephi H.S.	44-20	W
J 10	Provo H.S.	31-24	W
J 17	Apex	34-22	W
J 23	at Utah State	29-26	W
J 24	at Utah State	22-42	L
F 6	Utah	33-35	L
F 7	Utah	42-25	W
F 13	Utah State	48-36	W
F 14	Utah State	24-23	W
F 20	Western State	54-18	W
F 21	Western State	55-27	W
F 27	at Utah	24-36	L
F 28	at Utah	41-36	W
M 19	at Colorado Col.	32-41	L
M 20	at Colorado Col.	34-42	L
M 21	at Colorado Col.	25-39	L

1925-26

Record: 11-5
 Conference: 7-5, 2nd RMC
 Home: 7-3
 Road: 4-2
 Long Win Streak: 4
 Long Loss Streak: 3
 Coach: E.L. Roberts

DATE	OPPONENT	SCORE	W/L
J 6	SE College (OK)	40-21	W
J 14	Apex	33-31	W
J 22	at Utah	22-21	W
J 23	at Utah	35-31	W
J 29	Utah State	31-49	L
J 30	Utah State	36-32	W
F 5	at Montana State	18-41	L
F 6	at Montana State	31-36	L
F 12	Utah	34-39	L
F 13	Utah	37-24	W
F 19	at Western State	53-22	W
F 20	at Western State	38-30	W
F 26	Utah State	52-43	W
F 27	Utah State	34-36	L
M 3	Montana State	52-33	W

M 4 Montana State 36-20 W

1926-27

Record: 5-14
 Conference: 1-11, 4th RMC
 Home: 4-8
 Road: 1-5
 Long Win Streak: 1
 Long Loss Streak: 6
 Coach: E.L. Roberts

DATE	OPPONENT	SCORE	W/L
D 18	Dixie College	40-25	W
D 29	at Hinckley Academy	15-35	L
J 7	BY H.S.	22-24	L
J 8	BY H.S.	44-22	W
J 14	Arthur Academy	40-42	L
J 15	Alumni	47-33	W
J 21	at Utah State	47-50	L
J 22	at Utah State	34-62	L
J 28	Utah	39-42	L
J 29	Utah	35-37	L
F 4	at Montana State	37-64	L
F 5	at Montana State	33-49	L
F 12	Apex	50-22	W
F 18	Montana State	20-43	L
F 19	Montana State	38-53	L
F 25	at Utah	31-34	L
F 26	at Utah (OT)	40-34	W
M 4	Utah State	38-44	L
M 5	Utah State	35-42	L

1927-28

Record: 13-10
 Conference: 3-9, 4th RMC
 Home: 7-6
 Road: 6-4
 Long Win Streak: 9
 Long Loss Streak: 7
 Coach: E.L. Roberts

DATE	OPPONENT	SCORE	W/L
D 10	Arthur Academy	41-39	W
D 17	Oregon State	22-37	L
D 22	Ricks College	53-31	W
D 28	at Milford Academy	42-41	W
D 29	at Branch Academy	59-22	W
D 30	at Dixie College	30-24	W
D 31	at Dixie College	32-25	W
J 7	Branch AC	53-27	W
J 13	Milford AC	45-39	W
J 14	Milford Academy	45-34	W
J 14	Alumni	47-33	W
J 20	Montana State	41-43	L
J 21	Montana State	37-43	L
J 27	at Utah	37-30	W
J 28	at Utah	35-31	W
F 10	Utah State	49-34	W
F 11	Utah State	31-39	L
F 17	Utah	25-31	L
F 18	Utah	26-31	L
F	at Utah State	41-52	L
F	at Utah State	42-48	L
M	at Montana State	44-69	L
M	at Montana State	41-57	L

1928-29

Record: 20-10
 Conference: 6-6, T2nd, RMC
 Home: 10-5
 Road: 10-4
 Neutral: 0-1
 Long Win Streak: 8
 Long Loss Streak: 2
 Coach: G. Ott Romney

DATE	OPPONENT	SCORE	W/L
D 8	Alumni	36-48	L
D 8	Vico Oil	38-37	W
D 14	Dixie College	34-24	W



D 14	Snow College	41-26	W
D 17	Colorado St. Col.	47-39	W
D 18	at Arthur Academy	42-60	L
D 26	v. North Dakota	50-53	L
D 28	North Dakota	42-26	W
D 29	North Dakota	31-30	W
J 2	at Los Angeles Academy	32-23	W
J 3	at Alhambra Academy	33-26	W
J 4	at Hollywood Academy	49-44	W
J 5	at Pacific Coast Academy	41-28	W
J 7	at Las Vegas Academy	42-26	W
J 9	Phillips	40-30	W
J 10	Phillips	38-51	L
J 18	Utah	41-38	W
J 19	Utah	49-45	W
J 23	at Montana Normal	77-25	W
J 24	at Montana Mines	29-25	W
J 25	at Montana State	36-72	L
J 26	at Montana State	37-67	L
F 1	at Utah State	53-45	W
F 2	at Utah State	46-34	W
F 8	at Utah	41-56	L
F 9	at Utah	53-37	W
F 18	Montana State	42-70	L
F 19	Montana State	57-66	L
M 1	Utah State	49-45	W
M 2	Utah State	50-52	L

1929-30

Record: 23-7
 Conference: 6-6, 3rd RMC
 Home: 12-2
 Road: 11-5
 Long Win Streak: 9
 Long Loss Streak: 2
 Coach: G. Ott Romney

DATE	OPPONENT	SCORE	W/L
D 4	38th Infantry	55-26	W
D 4	College All-Stars	63-44	W
D 11	Alumni	63-45	W
D 16	Wyoming	47-25	W
D 18	Wyoming	51-38	W
D 21	at UCLA	47-40	W



G. OTT ROMNEY
 Years: 1928-35 (7)
 Record: 139-71 (.662)

D 23	at UCLA	43-47	L
D 26	at Los Angeles	45-39	W
D 27	at Pacific Coast Acad.	34-33	W
D 28	at Hollywood Academy	79-50	W
D 30	at Occidental	47-43	W
J 2	at San Bernardino JC	49-23	W
J 3	at Dixie College	36-32	W
J 4	at Snow College	41-28	W
J 10	Nevada-Reno	44-26	W
J 11	Nevada-Reno	46-35	W
J 17	Utah State	37-39	L
J 18	Utah State	53-37	W
J 24	Montana State	43-69	L
J 25	Montana State	45-42	W

J 31	at Utah	49-53	L
F 1	at Utah	30-38	L
F 7	at Montana State	47-41	W
F 8	at Montana State	39-70	L
F 10	at Idaho State	51-33	W
F 14	at Utah State	49-36	W
F 15	at Utah State	41-55	L
F 21	Montana Miners	56-37	W
F 28	Utah	56-31	W
M 1	Utah	59-42	W

1930-31

Record: 20-13
 Conference: 7-5, 2nd RMC
 Home: 8-3
 Road: 12-10
 Long Win Streak: 4
 Long Loss Streak: 3
 Coach: G. Ott Romney

DATE	OPPONENT	SCORE	W/L
N 29	Alumni	57-49	W
D 5	Deseret News Academy	63-30	W
D 6	Alumni	80-68	W
D 11	at Rock Springs Academy	47-50	L
D 12	at Wyoming	36-37	L
D 13	at Wyoming	46-42	W
D 15	at Colo. St. College	42-29	W
D 17	at Henry's (Wichita)	29-61	L
D 19	at Butler	34-45	L
D 20	at Ill. Wesleyan	34-33	W
D 22	at Marquette	31-35	L
D 26	at John Carroll	58-27	W
D 27	at Western Reserve	42-27	W
D 29	at Michigan State	28-29	L
D 30	at Chicago	38-35	W
D 31	at St. Louis	37-32	W

DATE	OPPONENT	SCORE	W/L
J 1	at Wittenberg	36-43	L
J 3	at Cincinnati	41-27	W
J 5	Nebraska	55-44	W
J 8	Henry's (Wichita)	45-52	L
J 12	Montana State	63-52	W
J 13	Montana State (OT)	54-50	W
J 23	Utah (OT)	51-52	L
J 24	Utah	43-45	L
J 30	at Utah State	59-61	L
J 31	at Utah State	45-39	W
F 6	at Montana State	27-42	L
F 7	at Montana State	53-41	W
F 9	at Idaho State	76-34	W
F 20	Utah State	61-51	W
F 21	Utah State	53-40	W
F 27	at Utah	39-49	L
F 28	at Utah	57-49	W

1931-32

Record: 20-12
 Conference: 8-4, 11st RMC
 Home: 11-3
 Road: 8-9
 Neutral: 1-0
 Long Win Streak: 5
 Long Loss Streak: 3
 Coach: G. Ott Romney

DATE	OPPONENT	SCORE	W/L
N 26	Utah St. Alumni	62-51	W
N 27	Utah Alumni	55-33	W
N 28	Alumni	58-36	W
D 4	Gila College	50-23	W
D 5	Gila College	52-28	W
D 11	at Wisconsin	16-32	L
D 12	at Loyola (Ill.)	30-35	L
D 14	at Marquette	39-32	W
D 15	at Iowa State	28-47	L
D 17	at Nebraska	31-27	W
D 19	at Creighton	36-41	L
D 21	at Wyoming	47-57	L
D 22	at Wyoming	31-61	L
D 28	Olson's Swedes	35-25	W

J 7	Henry's (Wichita)	43-30	W
J 8	Henry's (Wichita)	39-22	W
J 15	at Utah	44-36	W
J 16	at Utah	39-40	L
J 22	Utah State (OT)	45-47	L
J 23	Utah State	40-37	W
J 29	at Montana State	36-23	W
J 30	at Montana State	37-22	W
F 5	Utah	32-35	L
F 6	Utah	43-34	W
F 15	Montana State	48-26	W
F 16	Montana State	42-43	L
F 26	at Utah State	39-32	W
F 27	at Utah State	63-50	W
M 1	vs. Utah	35-33	W
M 3	at Wyoming	33-37	L
M 4	at Wyoming	28-29	L
M 5	at Wyoming	38-22	W

1932-33

Record: 20-7
 Conference: 9-3, 1st RMC
 Home: 9-4
 Road: 10-3
 Neutral: 1-0
 Long Win Streak: 6
 Long Loss Streak: 2
 Coach: G. Ott Romney

DATE	OPPONENT	SCORE	W/L
D 8	Alumni	47-26	W
D 8	Alumni	43-35	W
D 16	at Western State	58-20	W
D 17	at Western State	49-41	W
D 19	at Colo. St. College	38-33	W
D 20	at Colo. St. College	46-36	W
D 21	at Den. Piggly Wiggly	20-41	L
D 22	at Colorado College	43-30	W
D 23	at Colorado College	55-34	W
J 5	Henry's (Wichita)	30-47	L
J 6	Olson's Swedes	31-32	L
J 13	Utah	40-27	W
J 14	Utah	33-34	L
J 20	at Montana State	53-38	W
J 21	at Montana State	33-26	W
J 27	at Utah State	33-40	L
J 28	at Utah State	59-44	W
F 6	Montana State	42-29	W
F 7	Montana State	53-27	W
F 17	at Utah	43-42	W
F 18	at Utah	36-50	L
F 24	Utah State	37-30	W
F 25	Utah State	48-36	W
M 4	vs. Utah	43-26	W
M 9	Wyoming	25-35	L
M 10	Wyoming	37-33	W
M 11	Wyoming	41-39	W

1933-34

Record: 18-12
 Conference: 9-3, 1st RMC
 Home: 10-2
 Road: 8-8
 Neutral: 0-2
 Long Win Streak: 8
 Long Loss Streak: 4
 Coach: G. Ott Romney

DATE	OPPONENT	SCORE	W/L
D 6	Clark's Ins.	56-38	W
D 6	Alumni	56-51	W
D 11	Ogden Boosters	30-31	L
D 13	Denver Academy	47-50	L
D 18	Colorado College	43-27	W
D 19	Granite Mart	56-35	W
D 21	vs. Ogden Boosters	26-36	L
D 22	vs. S. California	33-36	L
D 26	at Den. Piggly Wiggly	25-49	L
D 27	at Denver	43-38	W
D 28	at Denver AC	36-35	W

D 29	at Colorado Col.	31-38	L
D 30	at Western State	51-42	W
J 1	at Western State	54-32	W
J 2	at Cook's Sp. Goods	59-26	W
J 12	Utah State	57-34	W
J 13	Utah State	42-35	W
J 19	Montana State	48-31	W
J 20	Montana State	52-37	W
J 26	at Utah	41-37	W
J 27	at Utah	30-43	L
F 9	Utah	45-31	W
F 10	Utah	40-28	W
F 16	at Utah State	48-37	W
F 17	at Utah State	35-43	L
F 23	at Montana State	44-30	W
F 24	at Montana State	23-32	L
M 8	at Wyoming	38-43	L
M 9	at Wyoming (OT)	44-47	L
M 10	at Wyoming	34-43	L

1934-35

Record: 18-10
 Conference: 6-6, 2nd RMC
 Home: 14-4
 Road: 3-6
 Neutral: 1-0
 Long Win Streak: 11
 Long Loss Streak: 4
 Coach: G. Ott Romney

DATE	OPPONENT	SCORE	W/L
N 21	Alumni	68-51	W
N 21	Alumni	51-53	L
N 30	Gibbs Ins.	65-26	W
N 30	Alumni	34-40	L
D 5	Pinney Beverage	49-33	W
D 10	CYO	63-37	W
D 13	Denver AC	29-36	L
D 20	at Creighton	48-38	W
D 21	at Colo. St. Col.	56-22	W
D 22	at Denver AC	33-41	L
D 28	Colorado St. Col.	46-35	W
D 29	vs. Colo. St. Col.	66-49	W
J 4	Branch AC	68-35	W
J 4	Dixie College	56-31	W
J 5	Branch AC	51-38	W
J 5	Dixie College	70-34	W
J 11	Utah	54-25	W
J 12	Utah	56-53	W
J 18	Montana State	62-28	W
J 19	Montana State	55-32	W
J 25	at Utah State	39-38	W
J 26	at Utah State	27-41	L
F 8	Utah State (OT)	47-48	L
F 9	Utah State	40-39	W
F 15	at Utah (OT)	46-50	L
F 16	at Utah	43-52	L
F 22	at Montana State	41-53	L
F 23	at Montana State	46-56	L

1935-36

Record: 16-9
 Conference: 6-6, 2nd RMC
 Home: 9-3
 Road: 7-6
 Long Win Streak: 7
 Long Loss Streak: 4
 Coach: Edwin R. Kimball

DATE	OPPONENT	SCORE	W/L
D 7	Alumni	72-52	W
D 13	Taylor Bros.	75-45	W
D 16	at Denver	45-49	L
D 17	at Nebraska	34-53	L
D 18	at Hastings	54-30	W
D 19	at Creighton	43-36	W
D 20	at Colorado Col.	38-41	L
D 21	at Colorado Col.	61-45	W
D 24	at Drake	63-38	W
D 28	Nebraska	46-39	W



EDWIN R. KIMBALL
Years: 1935-36, 38-41 (4)
Record: 59-38 (.608)

Coach: Fred "Buck" Dixon

Table with columns: DATE, OPPONENT, SCORE, W/L. Lists games from 1935-36 to 1941-42.

1938-39

Record: 12-12
Conference: 4-8, T5th SC
Home: 8-3
Road: 4-8
Neutral: 0-1
Long Win Streak: 3
Long Loss Streak: 4
Coach: Edwin R. Kimball

Table with columns: DATE, OPPONENT, SCORE, W/L. Lists games for the 1938-39 season.



FRED "BUCK" DIXON
Years: 1936-38 (2)
Record: 25-23 (.521)

Table with columns: DATE, OPPONENT, SCORE, W/L. Lists games for the 1936-38 season.

Table with columns: DATE, OPPONENT, SCORE, W/L. Lists games from 1935-36 to 1941-42.

1936-37

Record: 17-10
Conference: 5-7, T3rd RMC
Home: 8-3
Road: 8-6
Neutral: 1-1
Long Win Streak: 7
Long Loss Streak: 4
Coach: Fred "Buck" Dixon

Table with columns: DATE, OPPONENT, SCORE, W/L. Lists games for the 1936-37 season.

1937-38

Record: 8-13
Conference: 4-8, 5th SC
Home: 7-6
Road: 1-7
Long Win Streak: 3
Long Loss Streak: 4

1939-40

Record: 17-8
Conference: 7-5, T3rd SC
Home: 10-3
Road: 6-4
Neutral: 1-1
Long Win Streak: 6
Long Loss Streak: 2
Coach: Edwin R. Kimball

Table with columns: DATE, OPPONENT, SCORE, W/L. Lists games for the 1939-40 season.

1940-41

Record: 14-9
Conference: 6-6, 4th SC
Home: 8-2
Road: 5-6
Neutral: 1-1
Long Win Streak: 5
Long Loss Streak: 2
Coach: Edwin R. Kimball

Table with columns: DATE, OPPONENT, SCORE, W/L. Lists games for the 1940-41 season.

1941-42

Record: 17-3
Conference: 9-3, T2nd SC
Home: 7-1
Road: 8-2
Neutral: 2-0
Long Win Streak: 13
Long Loss Streak: 1

Coach: Floyd Millet

Table with columns: DATE, OPPONENT, SCORE, W/L. Lists games from 1935-36 to 1941-42.

1942-43

Record: 15-7
Conference: 7-1, 1st SC
Home: 9-0
Road: 6-7
Long Win Streak: 9
Long Loss Streak: 3
Coach: Floyd Millet

Table with columns: DATE, OPPONENT, SCORE, W/L. Lists games for the 1942-43 season.

1943-44

Record: 3-2
Conference: None
Home: 1-0
Road: 2-2
Long Win Streak: 2
Long Loss Streak: 2
Coach: Floyd Millet

Table with columns: DATE, OPPONENT, SCORE, W/L. Lists games for the 1943-44 season.

1944-45

Record: 11-12
Conference: None
Home: 4-5
Road: 7-6
Neutral: 0-1
Long Win Streak: 4



FLOYD MILLETT
Years: 1941-49 (8)
Record: 104-77 (.575)

Long Loss Streak: 3
Coach: Floyd Millett

DATE	OPPONENT	SCORE	W/L
N 30	Alumni	28-60	L
D 2	Montana State	51-31	W
D 8	Kearns Depot	39-41	L
D 9	Ecker Studio	48-56	L
D 15	at Idaho State	35-45	L
D 16	at Idaho State	45-33	W
D 20	vs. Ecker Studio	41-61	L
D 29	at Pepperdine	51-56	L
D 30	at Pratt Aircraft	43-44	L
J 2	at Walker Bomb.	48-45	W
J 3	at Walker Bomb.	59-47	W
J 5	at U.S. Naval Hosp.	44-34	W
J 12	at Kearns Depot	47-42	W
J 19	at Wyoming	41-51	L
J 20	at Colorado	36-55	L
J 26	Utah	46-51	L
F 3	Utah State	50-41	W
F 13	Colorado	60-58	W
F 17	at Denver	61-50	W
F 23	Denver	70-31	W
F 24	Wyoming	34-39	L
M 3	at Utah	52-56	L
M 7	at Utah State	64-37	W

1945-46

Record: 12-13
Conference: 6-6, T4th SC
Home: 4-4
Road: 6-7
Neutral: 2-2
Long Win Streak: 4
Long Loss Streak: 3
Coach: Floyd Millett

DATE	OPPONENT	SCORE	W/L
D 1	Alumni	61-62	L
D 6	vs. Wyoming	49-58	L
D 7	vs. Montana State	55-40	W
D 8	vs. Wyoming	37-52	L
D 10	vs. Idaho State	58-47	W
D 11	at Idaho State	54-47	W
	Clearfield Navy	60-16	W
D 21	at Kearns Depot	42-54	L
D 27	at Manhattan	53-43	W
J 1	at Canisius	62-52	W
J 3	at Northwestern	41-61	L
J 4	at Loyola (Ill.)	43-44	L
J 5	at Valparaiso	58-72	L
J 12	at Utah State	47-29	W
J 18	Wyoming	36-41	L
J 25	Denver	48-23	W
J 26	Colorado State	42-41	W
F 1	at Denver	37-36	W
F 2	at Wyoming	57-41	W

F 9	at Utah	28-46	L
F 16	Colorado	53-65	L
F 23	Utah State	64-48	W
M 2	at Colorado State	40-47	L
M 4	at Colorado	42-60	L
M 9	Utah	53-71	L

1946-47

Record: 9-16
Conference: 3-9, 6th SC
Home: 6-4
Road: 1-11
Neutral: 2-1
Long Win Streak: 3
Long Loss Streak: 5
Coach: Floyd Millett

DATE	OPPONENT	SCORE	W/L
N 30	Alumni	70-54	W
D 4	at Northern Ariz.	41-54	L
D 5	vs. Arizona State	55-58	L
D 6	vs. Arizona State	52-33	W
D 11	Washington State	49-50	L
D 12	Washington State	44-38	W
D 14	Idaho State	50-39	W
D 20	vs. San Francisco+	45-36	W
D 21	at Nevada+	32-50	L
J 1	at Long Island	59-62	L
J 4	at Temple	57-55	W
J 6	at Western Ken.	44-62	L
J 7	at Western Ken.	40-59	L
J 17	at Colorado	44-56	L
J 18	at Denver	51-64	L
J 24	Wyoming	44-51	L
J 31	Colorado State	69-47	W
F 8	Utah	54-62	L
F 14	at Colorado State	48-51	L
F 15	at Wyoming	47-70	L
F 21	Colorado	47-36	W
F 22	Utah State	62-40	W
F 28	Denver	56-59	L
M 4	at Utah State	49-52	L
M 8	at Utah	66-82	L

1947-48

Record: 16-11
Conference: 8-2, 1st SC
Home: 9-0
Road: 5-8
Neutral: 2-3
Postseason: 1-1
Long Win Streak: 6
Long Loss Streak: 4
Coach: Floyd Millett

DATE	OPPONENT	SCORE	W/L
N 29	Alumni	65-54	W
	at Camp Monmouth	60-30	W
D 4	at CCNY (OT)	56-61	L
D 5	at Syracuse	52-74	L
D 6	at Niagara	54-53	W
D 8	at West Virginia	51-68	L
D 9	at Duquesne	39-51	L
D 15	Arizona State	46-45	W
D 16	Arizona State	48-45	W
D 26	vs. Arkansas+	65-58	W
D 27	vs. Syracuse+	45-53	L
D 30	vs. Idaho+	41-42	L
J 2	at Nevada	44-45	L
J 3	at Nevada	57-64	L
J 10	Ecuador	67-21	W
J 16	Denver	75-69	W
J 17	at Utah	65-63	W
J 23	at Denver	53-58	L
J 24	at Colorado State	64-51	W
J 26	at Wyoming	45-39	W
J 31	Utah State	66-47	W
F 7	Wyoming	57-42	W
F 16	Colorado State	79-48	W

F 21	Utah	55-51	W
F 28	at Utah State	65-68	L
M 8	vs. Delta St.# (OT)	66-61	W
M 10	vs. Indiana State#	68-82	L

1948-49

Record: 21-13
Conference: 12-8, 4th SC
Home: 10-2
Road: 8-8
Neutral: 3-3
Postseason: 1-1
Long Win Streak: 7
Long Loss Streak: 3
Vs. Ranked Teams: 3-2
Coach: Floyd Millett

DATE	OPPONENT	SCORE	W/L
N 20	Alumni	64-49	W
N 26	at Idaho State	58-43	W
N 27	at Idaho State	52-46	W
D 4	at CCNY	57-70	L
D 6	at Muhlenberg	60-56	W
D 8	at Valparaiso	62-57	W
D 10	at La Salle	54-76	L
D 17	San Jose State	60-47	W
D 18	San Jose State	73-67	W
D 29	vs. Montana+	74-76	L
D 30	vs. Marshall+	64-83	L
J 3	vs. Nevada+	59-56	W
J 4	vs. Nevada+	61-57	W
J 10	Denver	48-50	L
J 14	at Wyoming	48-59	L
J 15	at Wyoming	38-58	L
J 17	at Denver	51-48	W
J 21	Utah State	60-51	W
J 22	Utah State	64-56	W
J 24	Wyoming	54-42	W
J 29	at No. 10 Utah	56-55	W
J 31	No. 10 Utah	65-45	W
F 4	at Colorado State	66-54	W
F 5	at Colorado State	54-62	L
F 7	at Denver	54-68	L
F 11	at Utah State	54-58	L
F 12	at Utah State	67-54	W
F 18	at No. 14 Utah	49-58	L
F 19	No. 14 Utah	52-54	L
F 21	No. 19 Wyoming	50-48	W
F 25	Colorado State	79-49	W
F 26	Colorado State	72-52	W
M 7	vs. N.W. Okla. St.#	79-50	W
M 8	vs. N.W. La. St.#	57-59	L

1949-50

Record: 22-12
Conference: 14-6, 1st SC
Home: 9-1
Road: 10-9
Neutral: 3-2
Postseason: 1-1 NCAA
Long Win Streak: 8
Long Loss Streak: 5
Vs. Ranked Teams: 3-0
Coach: Stan Watts

DATE	OPPONENT	SCORE	W/L
D 2	at Idaho State	67-44	W
D 3	at Idaho State	83-56	W
D 8	at Regis	53-37	W
D 9	vs. Wyoming	57-54	W
D 10	at Denver	56-54	W
D 13	vs. Culver-Stockton*	69-57	W
D 15	at Pepperdine*	39-45	L
D 16	vs. Gonzaga*	41-46	L
D 29	at Beloit*	61-63	L
D 31	at Toledo*	51-66	L

	at Bowling Green	50-75	L
J 2	at Loyola (Ill.)	54-45	W
J 13	at Wyoming	39-46	L
J 14	at Wyoming	27-53	L
J 16	at Denver	63-45	W
J 20	Denver	55-39	W
J 21	Utah State	71-41	W
J 23	at Utah State	48-47	W
J 28	at Utah	71-51	W
J 30	Utah	61-51	W
F 3	Colorado State	46-42	W
F 4	Colorado State	58-45	W
F 10	at Denver	46-54	L
F 11	at Colorado State	30-40	L
F 13	at Colorado State	46-55	L
F 17	at Utah	42-56	L
F 18	Utah	56-46	W
F 24	at Utah State	60-46	W
F 25	Utah State	63-35	W
M 3	No. 18 Wyoming	55-44	W
M 4	No. 18 Wyoming	70-52	W
M 6	Denver	75-50	W
M 24	vs. Baylor#	55-56	L
M 25	vs. No. 7 UCLA#	83-62	W

1950-51

Record: 28-9
Conference: 15-5, 1st SC
Home: 13-1
Road: 9-5
Neutral: 6-3
Postseason: 1-2 NCAA/3-0 NIT (NIT Champions)
Long Win Streak: 9
Long Loss Streak: 2
Highest Rank: 11th AP
Final Rank: 10th UPI, 11th AP
Vs. Ranked Teams: 5-2
Coach: Stan Watts

DATE	OPPONENT	SCORE	W/L
N 24	Regis	68-55	W
N 25	Regis	71-58	W
D 2	at Niagara	84-69	W
D 5	at CCNY	69-71	L
D 7	at E. Kentucky	63-58	W
D 9	at Marshall	70-57	W
D 19	Indiana State	75-72	W
D 20	Indiana State	79-58	W
D 27	vs. Utah*	49-58	L
D 29	vs. New Mexico*	64-56	W
D 30	vs. Colorado St.*	77-52	W
J 5	at Denver	53-47	W
J 6	at Denver	41-42	L
J 8	at No. 10 Wyoming	61-57	W
J 12	at Utah State	72-59	W
J 13	at Utah State	68-72	L
J 19	No. 13 Wyoming	64-58	W
J 20	No. 13 Wyoming	65-38	W
J 25	Denver	91-58	W
J 27	Denver	60-44	W
F 2	Utah State	83-57	W
F 3	Utah State	51-42	W
F 8	Colorado State	70-42	W
F 9	Colorado State	65-40	W
F 16	at Utah	73-60	W
F 17	Utah	49-54	L
F 23	at Colorado State	50-45	W
F 24	at Colorado State	60-51	W
F 26	at Wyoming	49-50	L
M 2	at Utah	58-67	L
M 3	Utah	69-50	W
M 12	vs. No. 10 St. Louis+	75-58	W
M 15	vs. Seton Hall+	69-59	W
M 17	vs. No. 13 Dayton+	62-43	W
M 21	vs. San Jose St.#	68-61	W
M 23	vs. No. 4 Kansas State#	54-64	L
M 24	vs. No. 15 Washington#	67-80	L

* Conference Tournament



+ NIT (New York)
NCAA (Kansas City)

1951-52

Record: 14-10
Conference: 9-5, 2nd SC
Home: 8-2
Road: 6-6
Neutral: 0-2
Long Win Streak: 5
Long Loss Streak: 2
Vs. Ranked Teams: 0-2
Coach: Stan Watts

Table with columns: DATE, OPPONENT, SCORE, W/L. Rows include games against Arizona, Hamline, St. John's, Niagara, Syracuse, Toledo, Santa Clara, etc.

1952-53

Record: 22-8
Conference: 11-3, 2nd SC
Home: 12-0
Road: 8-7
Neutral: 2-1
Postseason: 0-1 NIT
Long Win Streak: 7
Long Loss Streak: 2
Vs. Ranked Teams: 1-1
Coach: Stan Watts

Table with columns: DATE, OPPONENT, SCORE, W/L. Rows include games against Idaho State, Cal State-LA.

Table with columns: DATE, OPPONENT, SCORE, W/L. Rows include games against Cal State-LA, San Francisco, Washington State, etc.

1953-54

Record: 18-11
Conference: 9-5, 3rd SC
Home: 12-2
Road: 6-6
Neutral: 0-3
Postseason: 0-1 NIT
Long Win Streak: 8
Long Loss Streak: 4
Highest Rank: 19th AP
Vs. Ranked Teams: 0-1
Coach: Stan Watts

Table with columns: DATE, OPPONENT, SCORE, W/L. Rows include games against Idaho State, TCU, Murray State, etc.

Table with columns: DATE, OPPONENT, SCORE, W/L. Rows include games against New Mexico, Utah State, Montana, etc.

1954-55

Record: 13-13
Conference: 10-4, 2nd SC
Home: 9-3
Road: 4-10
Long Win Streak: 5
Long Loss Streak: 3
Vs. Ranked Teams: 1-1
Coach: Stan Watts

Table with columns: DATE, OPPONENT, SCORE, W/L. Rows include games against Colorado, Washington, Baylor, etc.

1955-56

Record: 18-8
Conference: 10-4, 2nd SC
Home: 12-2
Road: 5-6
Neutral: 1-0
Long Win Streak: 6
Long Loss Streak: 2
Highest Rank: 5th AP
Vs. Ranked Teams: 0-2
Coach: Stan Watts

Table with columns: DATE, OPPONENT, SCORE, W/L. Rows include games against UCLA, Oregon, Colorado, etc.

Table with columns: DATE, OPPONENT, SCORE, W/L. Rows include games against Michigan, Montana, Colorado State, etc.

1956-57

Record: 19-9
Conference: 11-3, 1st SC
Home: 11-1
Road: 6-6
Neutral: 2-2
Postseason: 1-1 NCAA
Long Win Streak: 7
Long Loss Streak: 3
Highest Rank: 14th UPI
Final Rank: 14th UPI
Vs. Ranked Teams: 1-1
Coach: Stan Watts

Table with columns: DATE, OPPONENT, SCORE, W/L. Rows include games against Oregon State, Washington, Iowa State, etc.

1957-58

Record: 13-13
Conference: 9-5, T2nd SC
Home: 8-4
Road: 5-9
Long Win Streak: 8
Long Loss Streak: 5
Coach: Stan Watts

Table with columns: DATE, OPPONENT, SCORE, W/L. Rows include games against Washington, Oregon, Iowa State, etc.



STAN WATTS

Years: 1949-72 (23)
Record: 371-254 (.594)

Watts coached the Cougars for 23 years before stepping down to take on the role of Athletic Chairman in 1972. His teams won two NIT titles ('51 and '66) and eight conference championships. His overall record was 371-254. Watts was the president of the National Association of Basketball Coaches (1969-70) and a member of the NCAA rules committee.

He coached football, baseball, track and basketball while at BYU. Watts was inducted into the Basketball Hall of Fame in Springfield, Mass., on March 6, 1986, making him the first Cougar to receive the prestigious honor.



D 28	at Tennessee	68-83	L
	at Alabama	74-77	L
J 2	at Vanderbilt	56-89	L
J 3	at Loyola (L.A.)	90-84	W
J 10	at Montana	69-71	L
J 11	at Montana State	64-80	L
J 17	Colorado State	90-80	W
J 18	Wyoming	62-50	W
J 24	at Utah	81-67	W
J 31	at Utah State	67-55	W
F 1	Montana State	67-53	W
F 7	New Mexico	66-53	W
F 8	Denver	72-60	W
F 15	Utah State	69-66	W
F 21	at Wyoming	46-74	L
F 22	at Colorado State	49-74	L
F 27	Utah	56-74	L
M 1	Montana	81-73	W
M 6	at Denver	57-65	L
M 8	at New Mexico	77-54	W

1958-59

Record: 15-11
 Conference: 8-6, 4th SC
 Home: 11-2
 Road: 4-7
 Neutral: 0-2
 Long Win Streak: 5
 Long Loss Streak: 3
 Vs. Ranked Teams: 1-1
 Coach: Stan Watts

DATE	OPPONENT	SCORE	W/L
D 3	at Portland	77-72	W
D 5	at Oregon (OT)	75-79	L
D 6	at Oregon	67-71	L
D 12	Washington State	72-59	W
D 15	No. 3 Kansas State	77-68	W
D 19	Santa Clara	80-59	W
D 20	Santa Clara	75-65	W
D 22	St. Mary's (Calif.)	72-67	W
D 27	vs. Dartmouth*	75-88	L
D 29	vs. Seton Hall* (OT)	80-82	L
J 1	at Ohio State	81-100	L
J 3	at Dayton	70-62	W
J 10	Montana	82-59	W
J 16	at Colorado State	62-72	L
J 17	at Wyoming	73-71	W
J 23	No. 20 Utah	56-70	L
J 30	Utah State	77-54	W
F 5	at New Mexico	85-77	W
F 7	at Denver	90-101	L
F 14	at Utah State	67-74	L
F 20	Wyoming	78-43	W
F 21	Colorado State	88-63	W
F 26	Utah (OT)	74-76	L
F 28	at Montana	68-93	L
M 6	Denver	72-67	W
M 7	New Mexico	92-62	W

* Queen City Invitational

1959-60

Record: 8-17
 Conference: 5-9, 5th SC
 Home: 4-7
 Road: 3-10
 Neutral: 1-0
 Long Win Streak: 5
 Long Loss Streak: 1
 Vs. Ranked Teams: 0-5
 Coach: Stan Watts

DATE	OPPONENT	SCORE	W/L
D 4	Washington	54-52	W
D 5	Washington	52-60	L
D 11	at UCLA	42-62	L
D 12	at So. California	61-79	L
D 18	at Kansas State	55-86	L
D 19	at Kansas	64-96	L
D 21	Michigan State	79-75	W

D 22	No. 3 Ohio State	79-91	L
D 28	at Miami (Fla.)	93-110	L
D 29	vs. Florida	74-65	W
J 2	at Loyola (La.) (OT)	76-84	L
J 9	at Montana	63-58	W
J 15	Colorado State	51-53	L
J 16	Wyoming	73-52	W
J 22	at No. 7 Utah	69-76	L
J 29	at No. 9 Utah State	53-84	L
F 5	New Mexico	95-67	W
F 6	Denver	66-86	L
F 13	No. 7 Utah State	64-75	L
F 19	at Wyoming	75-70	W
F 20	at Colorado State	53-65	L
F 25	No. 5 Utah	75-87	L
F 27	Montana	67-87	L
M 3	at Denver	68-88	L
M 5	at New Mexico	75-69	W

1960-61

Record: 15-11
 Conference: 9-5, 3rd SC
 Home: 10-4
 Road: 4-6
 Neutral: 1-1
 Long Win Streak: 4
 Long Loss Streak: 2
 Vs. Ranked Teams: 1-1
 Coach: Stan Watts

DATE	OPPONENT	SCORE	W/L
D 2	at Washington	65-63	W
D 3	at Washington	54-74	L
D 9	Oklahoma	56-60	L
D 10	Miami (Fla.)	112-80	W
D 12	TCU	74-65	W
D 15	Memphis State	72-75	L
D 17	New Mexico State	65-69	L
D 20	No. 20 Kansas	80-70	W
D 22	Kent State	66-51	W
D 27	at No. 5 Louisville	67-95	L
D 29	vs. Citadel*	83-94	L
D 30	vs. Louisiana St.*	67-57	W
J 7	Montana	74-66	W
J 13	at Colorado State	49-73	L
J 14	at Wyoming	71-79	L
J 20	Utah	91-86	W
J 27	Utah State	75-57	W
F 2	at New Mexico	97-76	W
F 4	at Denver	89-60	W
F 13	at Utah State	73-94	L
F 17	Wyoming	89-80	W
F 18	Colorado State	58-65	L
F 23	at Utah	80-95	L
F 25	at Montana	72-64	W
M 3	Denver	74-67	W
M 4	New Mexico	70-65	W

* Poinsettia Tournament

1961-62

Record: 10-16
 Conference: 5-9, 4th SC
 Home: 8-4
 Road: 2-12
 Long Win Streak: 2
 Long Loss Streak: 3
 Coach: Stan Watts

DATE	OPPONENT	SCORE	W/L
D 1	UCLA	68-66	W
D 2	UCLA	86-83	W
D 8	at Santa Clara	53-64	L
D 9	at Santa Clara	55-72	L
D 15	at Oklahoma State	44-61	L
D 16	at Oklahoma	81-74	W
D 18	Air Force	66-68	L
D 20	San Jose State*	54-60	W
D 22	Pacific	69-67	W
D 27	at New Mexico St.	64-70	L
D 29	at Arizona	58-60	L

D 30	at Arizona State	54-94	L
J 6	at Montana	63-59	W
J 12	Wyoming	73-63	W
J 13	Colorado State	69-75	L
J 23	at Utah	89-94	L
J 26	at Utah State	69-88	L
F 2	Denver	98-73	W
F 3	New Mexico	76-74	W
F 10	Utah State	70-80	L
F 15	at Colorado State	65-73	L
F 17	at Wyoming	71-87	L
F 22	Montana	80-66	W
F 24	Utah	101-106	L
M 1	at New Mexico	70-80	L
M 3	at Denver	88-91	L

* SJSU forfeited game

1962-63

Record: 12-14
 Conference: 6-4, 2nd WAC
 Home: 7-7
 Road: 4-7
 Neutral: 1-0
 Long Win Streak: 4
 Long Loss Streak: 5
 Vs. Ranked Teams: 0-3
 Coach: Stan Watts

DATE	OPPONENT	SCORE	W/L
N 30	at Oregon	80-75	W
D 1	Oregon	62-80	L
D 7	Oklahoma City	71-79	L
D 8	Oklahoma City	61-70	L
D 14	Wichita State	61-67	L
D 15	Wichita State (OT)	89-91	L
D 21	Baylor	79-65	W
D 22	Baylor	75-57	W
D 26	at La Salle*	84-73	W
D 28	vs. Providence*	81-78	W
D 29	at St. Joseph's*	64-76	L
D 31	at No. 2 Ohio State	91-97	L
J 2	at Memphis State	76-99	L
J 5	at Utah State	58-69	L
J 11	at No. 3 Arizona State	84-89	L
J 12	at Arizona	80-75	W
J 19	Utah	71-53	W
J 26	Utah State	67-70	L
F 2	Montana	83-80	W
F 8	New Mexico	76-73	W
F 9	Wyoming	89-77	W
F 15	Arizona	77-72	W
F 16	No. 5 Arizona State	87-104	L
F 23	at Utah	100-106	L
F 28	at Wyoming	80-76	W
M 2	at New Mexico	59-84	L

* Quaker City Tournament

1963-64

Record: 13-12
 Conference: 5-5, 3rd WAC
 Home: 7-4
 Road: 4-7
 Neutral: 2-1
 Long Win Streak: 4
 Long Loss Streak: 3
 Vs. Ranked Teams: 0-1
 Coach: Stan Watts

DATE	OPPONENT	SCORE	W/L
D 6	at UCLA	71-113	L
D 7	at So. California	74-67	W
D 12	Oklahoma State	64-71	L
D 14	Air Force	61-65	L
D 20	Rice	89-78	W
D 23	Michigan State	95-90	W
D 27	vs. Seattle*	77-74	W
D 28	vs. Oregon*	80-70	W
D 30	vs. No. 9 Oregon State	58-68	L
J 2	at Montana	89-65	W
J 4	at Montana State	96-83	W

J 10	New Mexico	57-59	L
J 11	Wyoming	96-91	W
J 18	at Denver	65-71	L
J 25	at Utah State	90-105	L
J 31	Utah State	73-90	L
F 1	Denver	57-56	W
F 8	at Utah	89-91	L
F 14	at Arizona State	85-110	L
F 15	at Arizona	67-80	L
F 22	Utah	75-72	W
F 28	Arizona State	106-90	W
F 29	Arizona	84-71	W
M 5	at New Mexico	80-84	L
M 7	at Wyoming	96-90	W

* Far West Classic

1964-65

Record: 21-7
 Conference: 8-2, 1st WAC
 Home: 13-2
 Road: 6-4
 Neutral: 2-1
 Postseason: 0-2 NCAA
 Long Win Streak: 7
 Long Loss Streak: 2
 Highest Rank: 9th AP
 Final Rank: 9th AP
 Vs. Ranked Teams: 0-3
 Coach: Stan Watts

DATE	OPPONENT	SCORE	W/L
D 4	Oregon	99-70	W
D 5	Oregon	98-79	W
D 11	at No. 2 Wichita State	76-93	L
D 12	at No. 2 Wichita State	65-81	L
D 18	Santa Clara	102-82	W
D 19	Santa Clara	109-80	W
D 22	Ohio State	112-71	W
D 28	vs. Creighton*	109-74	W
D 29	vs. DePaul*	75-84	L
D 30	vs. Xavier*	115-103	W
J 6	Seattle	92-72	W
J 9	at Utah State	99-90	W
J 15	at Arizona	73-75	L
J 16	at Arizona State	111-102	W
J 23	Utah	98-67	W
J 29	at Air Force	110-77	W
J 30	at Denver	96-85	W
F 4	Marquette	91-64	W
F 6	Utah State	89-80	W
F 11	at Wyoming	96-94	W
F 13	at New Mexico	70-89	L
F 20	at Utah	108-99	W
F 26	Arizona	92-88	W
F 27	Arizona State	104-91	W
M 5	Wyoming	102-87	W
M 6	New Mexico	70-67	W
M 13	No. 2 UCLA#	76-100	L
M 14	Oklahoma City#	102-112	L

* All College Tournament
 # NCAA (Provo)

1965-66

Record: 20-5
 Conference: 6-4, 2nd WAC
 Home: 10-1
 Road: 5-5
 Neutral: 5-0
 Postseason: 3-0 (NIT Champions)
 Long Win Streak: 6
 Long Loss Streak: 2
 Highest Rank: 6th AP
 Vs. Ranked Teams: 1-0
 Coach: Stan Watts

DATE	OPPONENT	SCORE	W/L
D 3	Illinois	109-98	W
D 4	Houston	111-82	W
D 10	at Americas (exh.)	123-66	W
D 17	at Santa Clara	103-85	W



Table with 3 columns: Date, Opponent, Score, W/L. Rows include Santa Clara, No. 2 St. Joseph's, at La Salle, vs. St. Bonaventure, vs. Cornell, Arizona State, Arizona, at New Mexico, at Wyoming, Utah State, at Utah, at Utah State, Denver, at Arizona State, at Arizona, New Mexico, Wyoming, Utah, vs. Temple+, vs. Army+, vs. NYU+, + NIT (New York).

1966-67

Record: 14-10
Conference: 8-2, T1st WAC
Home: 10-0
Road: 3-7
Neutral: 1-3
Long Win Streak: 5
Long Loss Streak: 2
Highest Rank: 7th AP
Vs. Ranked Teams: 1-2
Coach: Stan Watts

Table with 4 columns: DATE, OPPONENT, SCORE, W/L. Rows include New Mexico State, Denver, St. Mary's (Calif.), at Seattle (OT), at Oregon State, Loyola (Ill.), vs. St. Joseph's*, vs. St. Bonaventure*, at No. 8 St. John's*, at Marquette, Utah State, at Arizona, at Arizona St. (OT), Wyoming, No. 9 New Mexico, vs. No. 6 UTEP, at Utah State, at Utah, Utah, at New Mexico, at Wyoming, Arizona State, Arizona, vs. Wyoming.

1967-68

Record: 13-12
Conference: 4-6, T4th WAC
Home: 8-2
Road: 2-10
Neutral: 3-0
Long Win Streak: 3
Long Loss Streak: 3
Vs. Ranked Teams: 0-3
Coach: Stan Watts

Table with 4 columns: DATE, OPPONENT, SCORE, W/L. Rows include Denver, Texas Tech, Texas, at Illinois, at No. 2 Houston, Santa Clara.

Table with 4 columns: DATE, OPPONENT, SCORE, W/L. Rows include Santa Clara, vs. Xavier*, vs. Virginia Tech*, at Oklahoma City*, at St. Joseph's, Utah State, Arizona, Arizona State, at Wyoming, at No. 6 New Mexico, vs. UTEP, at Loyola (Ill.), at Utah State, at Utah, No. 5 New Mexico, Wyoming, Utah, at Arizona State, at Arizona.

* All College Tournament

1968-69

Record: 16-12
Conference: 6-4, T1st WAC
Home: 11-1
Road: 2-9
Neutral: 3-2
Postseason: 0-1 NCAA
Long Win Streak: 5
Long Loss Streak: 2
Vs. Ranked Teams: 0-2
Coach: Stan Watts

Table with 4 columns: DATE, OPPONENT, SCORE, W/L. Rows include So. California, at New Mexico St., Seattle, at San Francisco*, vs. No. 12 Houston*, Oregon State, Denver, Syracuse, vs. California ^, vs. Oregon ^ (OT), vs. Oregon State ^, at Stanford, at Stanford, at Utah State, Wyoming, New Mexico, at Arizona, at Arizona State, Utah State, St. Francis, Utah, Arizona St., Arizona, at Utah, at New Mexico (OT), at Wyoming, vs. Wyoming, at New Mexico St. #.

* Cable Car Classic
^ Far West Classic
NCAA (Las Cruces)

1969-70

Record: 8-18
Conference: 4-10, 7th WAC
Home: 6-6
Road: 1-10
Neutral: 1-2
Long Win Streak: 2
Long Loss Streak: 7
Vs. Ranked Teams: 0-2
Coach: Stan Watts

Table with 4 columns: DATE, OPPONENT, SCORE, W/L. Rows include California, California.

Table with 4 columns: DATE, OPPONENT, SCORE, W/L. Rows include No. 3 New Mexico St. (OT), San Jose State, at Texas Tech, at Texas (2OT), at Denver, vs. Cornell*, vs. Georgia* (2OT), vs. Wake Forest*, at Utah, at Arizona, at Arizona State, at Utah State, Utah, New Mexico, UTEP, at Colorado State, at Wyoming, Arizona State, Arizona, Wyoming, Colorado State, at UTEP, at New Mexico, No. 18 Utah State.

* Quaker City Tournament

1970-71

Record: 18-11
Conference: 10-4, 1st WAC
Home: 12-0
Road: 5-9
Neutral: 1-2
Postseason: 0-2 NCAA
Long Win Streak: 5
Long Loss Streak: 3
Highest Rank: 20th AP
Final Rank: 20th AP
Vs. Ranked Teams: 3-3
Coach: Stan Watts

Table with 4 columns: DATE, OPPONENT, SCORE, W/L. Rows include Stanford, Stanford, New Mexico State, at No. 9 So. California, at Oregon State, at Seattle, Denver, No. 15 Utah State, at Santa Clara*, vs. No. 11 Villanova* (OT), at Hawaii*, at New Mexico, at UTEP, Colorado State, Wyoming, at No. 12 Utah State, at Arizona State, at Arizona, Utah, UTEP, New Mexico, at Wyoming, at Colo. St. (2OT), Arizona, Arizona State, at Utah, at No. 16 Utah State, vs. No. 1 UCLA#, vs. Pacific#.

* Rainbow Classic
NCAA (Salt Lake City)

1971-72

Record: 21-5
Conference: 12-2, 1st WAC
Home: 12-0
Road: 7-3
Neutral: 2-2
Postseason: 0-1 NCAA

Long Win Streak: 10
Long Loss Streak: 1
Highest Rank: 6th AP
Final Rank: 9th AP
Vs. Ranked Teams: 0-2
Coach: Stan Watts

Table with 4 columns: DATE, OPPONENT, SCORE, W/L. Rows include Kansas State*, St. Joseph's*, New Mexico State, Creighton, at Oklahoma State, at Kansas ^, vs. Cincinnati ^, at Utah State, vs. No. 7 Indiana+, vs. Rice+, Arizona State, Arizona, at Utah, Utah State, at Colorado State, at Wyoming, New Mexico, UTEP (2OT), at Arizona, at Arizona State, Utah, Wyoming, Colorado State, at UTEP, at New Mexico, vs. No. 5 LBSU# (OT).

* BYU Basketball Classic
^ Jayhawk Classic
+ Old Dominion Classic
NCAA (Pocatello)

1972-73

Record: 19-7
Conference: 9-5, T2nd WAC
Home: 11-3
Road: 5-3
Neutral: 3-1
Long Win Streak: 9
Long Loss Streak: 2
Highest Rank: 12th AP
Vs. Ranked Teams: 2-1
Coach: Glenn Potter

Table with 4 columns: DATE, OPPONENT, SCORE, W/L. Rows include Santa Clara, Santa Clara, vs. No. 18 Michigan, Wisconsin-Mil., Oklahoma State, Utah State, Cal-State Ful., vs. Texas A&M*, vs. No. 12 Florida State*, vs. No. 6 LBSU*, Colorado St. (OT), Wyoming, at New Mexico, at UTEP, Niagara, at Utah State, Arizona, Arizona State, Utah, at Wyoming, at Colorado State, UTEP, New Mexico, at Arizona State, at Arizona, at Utah.

* All College Tournament



1973-74

Record: 11-15
 Conference: 6-8, 6th WAC
 Home: 6-4
 Road: 3-10
 Neutral: 2-1
 Long Win Streak: 3
 Long Loss Streak: 4
 Vs. Ranked Teams: 1-3
 Coach: Glenn Potter

DATE	OPPONENT	SCORE	W/L
N 30	Weber State	77-76	W
D 1	Idaho State	83-82	W
D 7	at New Mexico St.	72-78	L
D 8	at New Mexico St.	74-93	L
D 13	at Denver	97-87	W
D 15	at No. 15 Kansas State	85-95	L
D 17	at Creighton in Omaha	86-99	L
D 22	Utah State	86-87	L
D 26	vs. No. 7 Indiana*	52-96	L
D 28	vs. Army*	81-72	W
D 29	vs. West Virginia*	85-83	W
J 4	at UTEP	62-58	W
J 5	at No. 12 New Mexico	75-84	L
J 12	at Utah	86-104	L
J 19	at Utah State	86-93	L
J 25	No. 20 Arizona State	89-71	W
J 26	Arizona	91-93	L
J 31	at Colorado State	52-69	L
F 2	at Wyoming (OT)	78-75	W
F 7	New Mexico	77-96	L
F 9	UTEP	56-54	W
F 16	Utah	74-89	L
F 21	at Arizona	90-118	L
F 23	at Arizona State	77-100	L
F 28	Wyoming	74-62	W
M 2	Colorado State	70-69	W

1974-75

Record: 12-14
 Conference: 5-9, 6th WAC
 Home: 9-6
 Road: 3-8
 Long Win Streak: 3
 Long Loss Streak: 4
 Vs. Ranked Teams: 1-4
 Coach: Glenn Potter

DATE	OPPONENT	SCORE	W/L
N 29	Texas	80-72	W
D 6	at Weber State	63-76	L
D 7	Wichita State	69-80	L
D 13	at San Francisco	84-103	L
D 14	at Seattle	85-72	W
D 20	Rhode Island	82-49	W
D 21	Denver	90-89	W
D 28	Utah State	79-83	L

D 30	Bradley	100-87	W
D 31	Davidson	90-76	W
J 4	NE Louisiana	100-81	W
J 10	No. 12 Arizona State	80-110	L
J 11	No. 10 Arizona	66-83	L
J 18	at Utah	73-91	L
J 24	at UTEP	60-86	L
J 25	at New Mexico	96-78	W
F 1	at Utah State	84-92	L
F 7	Colorado State	88-75	W
F 8	Wyoming	75-73	W
F 14	at No. 19 Arizona	81-97	L
F 15	at No. 8 Arizona State	79-99	L
F 22	Utah	73-79	L
F 28	New Mexico (OT)	72-77	L
M 1	No. 15 UTEP	65-54	W
M 7	at Wyoming	67-64	W
M 8	at Colorado State	81-92	L

1975-76

Record: 12-14
 Conference: 6-8, T5th WAC
 Home: 7-5
 Road: 4-9
 Neutral: 1-0
 Long Win Streak: 3
 Long Loss Streak: 5
 Coach: Frank Arnold

DATE	OPPONENT	SCORE	W/L
D 4	at Pacific	66-71	L
D 6	at Pacific	89-62	W
D 12	Long Beach State*	84-76	W
D 13	St. John's*	65-78	L
D 17	at Utah State	76-87	L
D 19	Nevada-Reno	85-76	W
D 20	Weber State	89-80	W
D 22	at New Mexico St.	79-90	L
D 29	vs. Texas ^ (OT)	91-86	W
D 30	at Old Dominion ^	80-77	W
J 2	at Niagara	60-75	L
J 10	Utah State	73-75	L
J 16	at Arizona	78-79	L
J 17	at Arizona State	68-83	L
J 24	Utah	74-76	L
J 30	New Mexico	81-67	W
J 31	UTEP	56-57	L
F 6	at Wyoming	94-80	W
F 7	at Colorado State	84-93	L
F 13	Arizona State	93-89	W
F 14	Arizona (OT)	79-74	W
F 21	at Utah	84-83	W
F 26	at UTEP	50-51	L
F 28	at New Mexico	74-79	L
M 5	Colorado State	81-85	L
M 6	Wyoming	82-60	W

* Cougar Classic
 ^ Old Dominion Classic

1976-77

Record: 12-15
 Conference: 4-10, 7th WAC
 Home: 6-6
 Road: 4-9
 Neutral: 2-0
 Long Win Streak: 3
 Long Loss Streak: 5
 Vs. Ranked Teams: 0-4
 Coach: Frank Arnold

DATE	OPPONENT	SCORE	W/L
N 26	Idaho State	102-84	W
N 27	at Weber State	75-96	L
D 1	Boise State	76-75	W
D 4	at Utah State (OT)	93-95	L
D 10	Seattle*	91-65	W
D 11	Niagara*	65-52	W
D 18	at Davidson	89-61	W
D 20	at No. 11 N. Carolina	93-113	L
D 22	at Wichita State	63-69	L
D 27	vs. St. Joseph's ^	68-56	W
D 29	at Oklahoma City ^	68-78	L
D 30	vs. California ^	75-70	W
J 8	Utah State	85-77	W
J 14	Colorado State	41-49	L
J 15	Wyoming	97-64	W
J 20	at Arizona St. (OT)	84-86	L
J 22	at No. 16 Arizona	85-113	L
J 27	UTEP	54-62	L
J 29	New Mexico	65-73	L
F 5	at Utah	61-81	L
F 10	at Wyoming	82-72	W
F 12	at Colorado State	67-78	L
F 17	No. 17 Arizona	62-64	L
F 19	Arizona State	65-84	L
F 25	at New Mexico	88-80	W
F 26	at UTEP	65-63	W
M 5	No. 20 Utah	54-67	L

* Cougar Classic
 ^ All College Tournament

1977-78

Record: 12-18
 Conference: 6-8, T4th WAC
 Home: 9-4
 Road: 3-12
 Neutral: 0-2
 Long Win Streak: 3
 Long Loss Streak: 4
 Vs. Ranked Teams: 0-4
 Coach: Frank Arnold

DATE	OPPONENT	SCORE	W/L
N 26	at UCLA	73-75	L
N 28	Long Beach State	100-91	W
N 29	at Nevada-Reno	66-100	L
D 3	at Idaho State	87-94	L
D 9	Montana*	72-76	L
D 10	Cal-St. Fullerton*	75-80	L
D 14	McNeese State	78-68	W
D 16	at Illinois	74-81	L
D 17	at Bradley	86-79	W
D 21	at Utah State	89-91	L
D 23	at San Diego St.	88-104	L
D 28	vs. No. 2 N. Carolina ^	81-94	L
D 29	vs. Rhode Island ^	87-92	L
D 30	at Hawaii ^	88-78	W
J 3	Weber State	81-76	W
J 7	Utah State (2OT)	85-84	W
J 12	at Wyoming	82-89	L
J 14	at Colorado State	66-76	L
J 19	Arizona	87-86	W
J 21	Arizona State	96-89	W
J 26	at No. 10 New Mexico	82-95	L
J 28	at UTEP (OT)	78-76	W
F 4	Utah	76-89	L
F 10	Colorado State	98-81	W
F 11	Wyoming	76-56	W
F 16	at Arizona State	75-76	L

F 18	at Arizona	90-104	L
F 23	UTEP	73-64	W
F 25	No. 5 New Mexico	66-71	L
M 4	at No. 19 Utah	74-81	L

* Cougar Classic
 ^ Rainbow Classic

1978-79

Record: 20-8
 Conference: 10-2, 1st WAC
 Home: 14-0
 Road: 5-6
 Neutral: 1-2
 Postseason: 0-1 NCAA
 Long Win Streak: 5
 Long Loss Streak: 2
 Vs. Ranked Teams: 0-2
 Coach: Frank Arnold

DATE	OPPONENT	SCORE	W/L
N 24	Hawaii	93-69	W
N 25	Portland State	111-82	W
D 1	at Baylor	92-86	W
D 2	at No. 13 Texas	57-96	L
D 6	Utah State	99-80	W
D 8	St. Joseph's*	90-71	W
D 9	Purdue*	76-64	W
D 14	at Rhode Island	76-85	L
D 16	at St. John's	83-90	L
D 21	Harvard	113-72	W
D 23	Oral Roberts	120-104	W
D 29	vs. Georgia Tech ^	81-83	L
D 30	vs. Houston ^	84-77	W
J 4	Denver	92-53	W
J 6	at Utah State	68-84	L
J 11	UTEP	80-56	W
J 13	New Mexico	100-83	W
J 20	at Utah	90-76	W
J 25	at Colorado State	98-83	W
J 27	at Wyoming (OT)	69-71	L
F 3	San Diego State	88-80	W
F 9	at New Mexico	65-66	L
F 10	at UTEP	77-68	W
F 17	Utah	76-50	W
F 22	Wyoming	78-73	W
F 24	Colorado State	66-61	W
M 1	at San Diego State	96-95	W
M 10	vs. No. 19 San Francisco#63-86	L	

* Cougar Classic
 ^ Pillsbury Holiday Classic
 # NCAA (Tucson)

1979-80

Record: 24-5
 Conference: 13-1, 1st WAC
 Home: 12-2
 Road: 10-1
 Neutral: 2-2
 Postseason: 0-1 NCAA
 Long Win Streak: 12
 Long Loss Streak: 1
 Highest Rank: 12th AP
 Final Rank: 12th AP
 Vs. Ranked Teams: 0-1
 Coach: Frank Arnold

DATE	OPPONENT	SCORE	W/L
N 30	Illinois	76-86	L
D 1	Baylor	100-58	W
D 7	at Tulsa	73-71	W
D 8	at Oral Roberts	76-75	W
D 11	Cal-St. Fullerton	80-64	W
D 14	UC-Santa Barbara*	87-65	W
D 15	La Salle* (3OT)	108-106	W
D 18	at Long Beach St.	76-78	L
D 22	at Utah State	89-84	W
D 27	vs. Penn State ^	58-50	W
D 28	vs. No. 18 Oregon St. ^	71-86	L
D 29	vs. NC-Charlotte ^	104-91	W
J 3	at New Mexico	75-63	W



GLENN POTTER

Years: 1972-75 (3)
 Record: 42-36 (.538)

Potter was an assistant at BYU for two years before taking over the reigns of the team in 1972. His team was second in the WAC during his first season. Potter finished with a 42-36 record at BYU. He was an avid teacher of defensive fundamentals and team balance. Potter spent five seasons at Nebraska as an assistant before coming to BYU.



J 5	at UTEP	70-69	W
J 12	Utah	89-72	W
J 18	Wyoming	53-56	L
J 19	Colorado State	104-82	W
J 24	at San Diego St.	123-91	W
J 26	at Hawai'i	34-33	W
J 31	UTEP	89-81	W
F 2	New Mexico	89-68	W
F 9	at Utah	83-82	W
F 12	Utah State	84-83	W
F 16	Alaska	93-59	W
F 21	at Colorado State	111-86	W
F 23	at Wyoming	39-30	W
F 28	Hawaii	107-82	W
M 1	San Diego State	114-81	W
M 8	vs. Clemson#	66-71	L

* Cougar Classic
 ^ Far West Classic
 # NCAA (Ogden)

1980-81

Record: 25-7
 Conference: 12-4, 3rd WAC
 Home: 13-0
 Road: 8-6
 Neutral: 4-1
 Postseason: 3-1 NCAA
 Long Win Streak: 7
 Long Loss Streak: 1
 Highest Rank: 15th AP
 Final Rank: 16th AP
 Vs. Ranked Teams: 4-2
 Coach: Frank Arnold

DATE	OPPONENT	SCORE	W/L
N 28	at Washington	80-70	W
N 29	at Oregon State	68-75	L
D 6	at Utah State	82-79	W
D 12	North Texas*	108-92	W
D 13	St. Mary's*	95-76	W
D 16	Michigan State	82-50	W
D 19	vs. No. 17 Illinois ^	80-75	W
D 20	at Tennessee ^	65-81	L
D 23	at Weber State	85-78	W
D 27	Utah State	104-89	W
J 2	at Air Force	77-65	W
J 3	at UNLV (OT)	92-90	W
J 8	San Diego State	84-73	W
J 10	Hawaii	91-74	W
J 15	at New Mexico	92-87	W
J 17	at UTEP	62-64	L
J 23	Colorado State	66-46	W
J 24	Wyoming	84-70	W
J 31	at No. 9 Utah	56-60	L
F 6	UNLV	86-77	W

F 7	Air Force	62-51	W
F 12	at Hawaii	77-72	W
F 14	at San Diego St.	72-73	L
F 19	UTEP	84-75	W
F 21	New Mexico	78-72	W
F 26	at Wyoming (2OT)	84-86	L
F 28	at Colorado State	80-69	W
M 7	No. 9 Utah	95-76	W
M 12	vs. Princeton#	60-51	W
M 14	vs. No. 10 UCLA#	78-55	W
M 19	vs. No. 7 Notre Dame#	51-50	W
M 21	vs. No. 5 Virginia#	60-74	L

* Cougar Classic
 ^ Volunteer Classic
 # NCAA (Providence/Atlanta)

1981-82

Record: 17-13
 Conference: 9-7, T4th WAC
 Home: 11-5
 Road: 6-7
 Neutral: 0-1
 Postseason: 0-1 NIT
 Long Win Streak: 6
 Long Loss Streak: 3
 Highest Rank: 15th AP
 Vs. Ranked Teams: 0-1
 Coach: Frank Arnold

DATE	OPPONENT	SCORE	W/L
N 21	vs. Virginia*	61-63	L
N 27	at UCLA	79-75	W
N 28	at Cal-St. Fullerton	81-66	W
D 4	Oregon State	44-56	L
D 5	No. 18 UNLV	63-66	L
D 8	at Utah State	51-43	W
D 11	Idaho State ^	77-71	W
D 12	Western Carolina ^	86-63	W
D 15	Weber State	63-55	W
D 18	at Princeton	39-38	W
D 22	Cal Poly-Pomona	89-65	W
D 26	Utah State	74-79	L
J 2	UTEP	67-60	W
J 4	New Mexico	76-58	W
J 7	at Colorado State	40-50	L
J 9	at Wyoming	42-61	L
J 15	Utah	74-51	W
J 21	Air Force	54-40	W
J 23	Wyoming	25-27	L
J 28	at San Diego St.	66-80	L
J 30	at Hawaii	60-62	L
F 6	Colorado State	60-54	W
F 12	at UNLV	50-52	L
F 13	at Air Force	49-41	W
F 19	at Utah	61-68	L

F 25	Hawaii	75-66	W
F 27	San Diego State	106-66	W
M 4	at UTEP	45-43	W
M 6	at New Mexico	65-67	L
M 10	Washington+	63-66	L

* Hall of Fame Classic

^ Cougar Classic

+ NIT (Provo)

1982-83

Record: 15-14
 Conference: 11-5, T1st WAC
 Home: 9-6
 Road: 6-7
 Neutral: 0-1
 Long Win Streak: 5
 Long Loss Streak: 5
 Vs. Ranked Teams: 0-1
 Coach: Frank Arnold

DATE	OPPONENT	SCORE	W/L
N 26	UCLA	82-85	L
N 27	Iowa	80-91	L
N 30	Utah State	69-75	L
D 4	at Michigan State	55-63	L
D 10	Long Beach St.* (OT)	77-81	L
D 11	Fordham*	70-62	W
D 14	at Utah State	68-80	L
D 18	at Boise State	68-67	W
D 21	Providence	66-52	W
D 27	at No. 7 St. John's ^	64-75	L
D 29	vs. St. Joseph's ^	65-68	L
D 31	Princeton	51-32	W
J 6	at Weber State (2OT)	81-84	L
J 14	San Diego State	96-74	W
J 15	Hawai'i	86-62	W
J 20	at Colorado State	77-63	W
J 22	at Wyoming	82-64	W
J 24	at Air Force	73-61	W
J 27	UTEP	49-65	L
J 29	New Mexico	66-48	W
F 5	at Utah	72-75	L
F 10	at Hawaii	69-80	L
F 12	at San Diego State	69-67	W
F 17	Colorado State	69-58	W
F 19	Air Force	66-57	W
F 25	at New Mexico	70-71	L
F 27	at UTEP	58-54	W
M 5	Utah (3OT)	62-64	L
M 12	Wyoming	54-41	W

* Cougar Classic

^ Holiday Festival

1983-84

Record: 20-11
 Conference: 12-4, 2nd WAC
 Home: 14-1
 Road: 5-8
 Neutral: 1-2
 Postseason: 1-1 NCAA
 Long Win Streak: 4
 Long Loss Streak: 2
 Vs. Ranked Teams: 1-5
 Coach: Ladell Andersen

DATE	OPPONENT	SCORE	W/L
N 26	at Utah State	78-90	L
N 30	Hofstra	119-84	W
D 9	Utah State*	81-83	L
D 10	St. Mary's (Calif.)*	106-74	W
D 16	vs. Virginia Comm. ^	81-77	W
D 17	at No. 2 Kentucky ^	59-93	L
D 21	Oregon	79-78	W
D 23	Boise State	66-54	W
D 28	at No. 7 UCLA	73-82	L
J 7	Weber State (OT)	86-81	W
J 14	Utah (2OT)	113-105	W
J 19	at Hawaii	95-77	W
J 21	at San Diego St.	75-79	L
J 26	Wyoming	74-61	W

J 28	Air Force	69-49	W
J 30	Colorado State	73-57	W
F 2	at New Mexico	86-73	W
F 4	at No. 7 UTEP	77-86	L
F 8	at Utah	82-79	W
F 11	at No. 3 Georgetown	51-67	L
F 14	Hawaii (2OT)	87-85	W
F 16	San Diego St. (OT)	94-92	W
F 18	Notre Dame	68-64	W
F 23	at Colorado State	65-70	L
F 25	at Wyoming	55-56	L
F 27	at Air Force	71-67	W
M 1	No. 8 UTEP	83-65	W
M 3	New Mexico	80-73	W
M 9	vs. New Mexico+	55-64	L
M 15	at UAB#	84-68	W
M 17	vs. No. 3 Kentucky#	68-93	L

* Cougar Classic
 ^ Kentucky Invitational
 + WAC Tournament (El Paso)
 # NCAA (Birmingham)

1984-85

Record: 15-14
 Conference: 9-7, T3rd WAC
 Home: 9-5
 Road: 4-7
 Neutral: 2-2
 Long Win Streak: 5
 Long Loss Streak: 4
 Vs. Ranked Teams: 1-0
 Coach: Ladell Andersen

DATE	OPPONENT	SCORE	W/L
N 30	vs. La Salle*	73-74	L
D 1	vs. Pacific*	72-63	W
D 4	Utah State	93-97	L
D 8	at Weber State	79-87	L
D 11	at Utah State (OT)	91-92	L
D 14	SW Missouri ^	66-46	W
D 15	Hofstra ^	86-76	W
D 19	UCLA	89-81	W
D 22	No. 7 Washington	84-75	W
D 28	vs. Villanova+	61-91	L
D 29	vs. Yale+	73-58	W
J 3	UTEP	62-60	W
J 5	New Mexico	70-76	L
J 12	at San Diego St.	70-89	L
J 14	at Hawaii (OT)	88-78	W
J 17	at Air Force	79-72	W
J 19	at Colorado State	65-64	W
J 24	Wyoming	78-65	W
J 26	at Utah	63-62	W
J 31	San Diego State	71-77	L
F 2	Air Force	66-60	W
F 7	at New Mexico	74-76	L
F 9	at UTEP (3OT)	86-97	L
F 14	Colorado State	77-69	W
F 16	Air Force	71-61	W
F 23	at Notre Dame	58-67	L
F 28	at Wyoming	66-78	L
M 2	Utah (3OT)	85-86	L
M 4	Air Force**	79-82	L

* Stanford Invitational
 ^ Cougar Classic
 + Cotton States Classic
 ** WAC Tournament (Provo)

1985-86

Record: 18-14
 Conference: 11-5, 4th WAC
 Home: 12-4
 Road: 5-8
 Neutral: 1-2
 Postseason: 2-1 NIT
 Long Win Streak: 12
 Long Loss Streak: 3
 Vs. Ranked Teams: 2-1
 Coach: Ladell Andersen



FRANK ARNOLD

Years: 1975-83 (8)
 Record: 137-94 (.593)

Arnold coached the Cougars for eight years, earning a 137-94 record. His teams won three WAC titles and appeared in three NCAA Tournaments and one NIT. Arnold's 1980-81 team advanced to the Elite Eight at the NCAA Tournament before losing to Ralph Sampson and Virginia. Arnold was selected Coach of the

Year in the WAC in 1979 and 1980 by Basketball Weekly and was also selected Coach of the Year by WAC coaches and athletic directors in 1980. Arnold was an assistant coach under John Wooden before coming to BYU.



DATE	OPPONENT	SCORE	W/L
N 30	Washington State	65-69	L
D 3	at Utah State	80-82	L
D 6	vs. TCU*	50-63	L
D 7	vs. Fordham*	75-72	W
D 10	Utah State	76-88	L
D 13	Long Beach State ^	94-75	W
D 14	Pepperdine ^	73-83	L
D 19	at Washington	68-74	L
D 21	at Oregon	69-72	L
D 28	Weber State (OT)	88-86	W
J 2	at No. 19 UTEP	64-69	L
J 4	at New Mexico	57-60	L
J 10	Hawaii	80-66	W
J 11	San Diego State	82-70	W
J 13	No. 16 Notre Dame (OT)	80-76	W
J 17	at Colorado State	68-63	W
J 18	at Air Force	65-57	W
J 21	at Oral Roberts	67-65	W
J 23	Air Force	66-45	W
J 25	Utah	87-69	W
F 6	at San Diego St.	81-71	W
F 8	at Hawaii	76-66	W
F 14	New Mexico	74-67	W
F 15	No. 15 UTEP	72-69	W
F 20	at Wyoming	56-66	L
F 22	at Utah	71-74	L
F 27	Colorado State	86-76	W
M 1	Wyoming	62-65	L
M 6	vs. New Mexico**	68-79	L
M 13	SMU+	67-63	W
M 18	UC-Irvine+	93-80	W
M 21	at Ohio State+	68-79	L

* Kactus Klassic
 ^ Cougar Classic
 ** WAC Tournament
 + NIT

1986-87

Record: 21-11
 Conference: 12-4, 2nd WAC
 Home: 10-4
 Road: 9-6
 Neutral: 2-1
 Postseason: 0-1 NCAA
 Long Win Streak: 8
 Long Loss Streak: 2
 Vs. Ranked Teams: 1-2
 Coach: Ladell Andersen

DATE	OPPONENT	SCORE	W/L
N 21	at Oklahoma*	110-119	L
D 3	Utah State	100-86	W
D 6	at Notre Dame	46-62	L
D 9	at No. 4 Iowa	75-86	L
D 12	Arizona State ^	91-85	W
D 13	UC-Fullerton ^	56-59	L
D 16	at Utah State	97-93	W

D 18	at Weber State	84-69	W
D 20	Oral Roberts	95-73	W
D 23	No. 14 Pittsburgh	93-73	W
D 29	vs. Michigan St.+	96-88	W
D 30	at Santa Clara+	77-66	W
J 2	Colorado St. (OT)	75-67	W
J 3	Wyoming	77-74	W
J 6	SW Missouri (OT)	61-62	L
J 9	at UTEP	73-66	W
J 10	at New Mexico	89-102	L
J 15	San Diego State	94-82	W
J 17	Hawaii	90-79	W
J 22	Air Force	87-69	W
J 24	at Utah	80-70	W
J 30	at Air Force	91-93	L
J 31	at Colorado State	51-49	W
F 5	New Mexico	98-73	W
F 7	UTEP (OT)	91-93	L
F 14	Utah	58-65	L
F 21	at Wyoming	67-63	W
F 26	at San Diego State	85-68	W
F 28	at Hawaii	100-80	W
M 5	vs. Air Force** (OT)	82-79	W
M 6	at New Mexico**	86-93	L
M 12	vs. No. 16 New Orleans#	79-83	L

* Coca-Cola NIT Classic
 ^ Cougar Classic
 + Cable Car Classic
 ** WAC Tournament
 # NCAA (Birmingham)

1987-88

Record: 26-6
 Conference: 13-3, 1st WAC
 Home: 17-1
 Road: 9-3
 Neutral: 1-1
 Postseason: 1-1 NCAA
 Long Win Streak: 17
 Long Loss Streak: 1
 Highest Rank: 2nd AP
 Final Rank: 19th AP
 Vs. Ranked Teams: 3-0
 Coach: Ladell Andersen

DATE	OPPONENT	SCORE	W/L
N 27	Montana State	90-89	W
D 1	at Utah State	96-92	W
D 3	at Washington St.	60-54	W
D 5	at UCLA	87-80	W
D 11	Weber State*	104-71	W
D 12	Chicago State*	91-60	W
D 19	Utah State (OT)	121-112	W
D 29	La Salle	95-82	W
J 2	Cent. Connecticut	109-76	W
J 7	Hawaii	97-66	W
J 9	San Diego State	92-65	W
J 15	at No. 12 Wyoming	83-67	W

J 21	at No. 18 UTEP	81-71	W
J 23	at New Mexico	89-82	W
J 30	Air Force	95-75	W
F 2	Tulsa	72-57	W
F 4	Utah	82-64	W
F 6	at Ala.-Birmingham	83-102	L
F 9	Miami (Fla.)	99-86	W
F 11	No. 18 Wyoming	78-69	W
F 13	Colorado State	86-80	W
F 18	at San Diego St. (OT)	80-82	L
F 20	at Hawaii	72-70	W
F 23	at Colorado State	75-67	W
F 25	at Air Force	76-62	W
F 27	at Utah	60-62	L
M 3	New Mexico	89-82	W
M 5	UTEP (2OT)	80-83	L
M 10	Hawaii ^	76-74	W
M 11	UTEP ^	63-66	L
M 17	vs. UNC-Charlotte#	98-92	W
M 19	vs. Louisville#	76-97	L

* Cougar Classic
 ^ WAC Tournament (Provo)
 # NCAA (Atlanta)

1988-89

Record: 14-15
 Conference: 7-9, 5th WAC
 Home: 10-5
 Road: 3-8
 Neutral: 1-2
 Long Win Streak: 3
 Long Loss Streak: 4
 Coach: Ladell Andersen

DATE	OPPONENT	SCORE	W/L
N 25	vs. Northeastern*	87-78	W
N 26	vs. St. John's*	77-83	L
D 1	at Weber State	78-80	L
D 3	UCLA	87-97	L
D 9	Texas-Arlington ^	87-70	W
D 10	St. Mary's (Calif.) ^	69-70	L
D 17	Utah State	96-85	W
D 21	at Utah State	74-72	W
D 23	Brown	90-65	W
J 5	at New Mexico	84-88	L
J 7	at UTEP	76-91	L
J 12	San Diego State	85-81	W
J 14	Hawaii	73-77	L
J 19	at Air Force (OT)	89-88	W
J 21	at Colorado State	84-69	W
J 24	Air Force	78-78	L
J 28	Wichita State	93-92	W
F 2	at Utah	86-90	L
F 4	at Miami (Fla.)	86-107	L
F 9	at San Diego St.	74-89	L
F 11	at Hawaii	66-68	L
F 14	UC-Berkeley	87-74	W
F 16	UTEP	84-76	W
F 18	New Mexico	90-79	W
F 23	at Wyoming	65-72	L
F 25	Utah	81-74	W
M 2	Wyoming	71-67	W
M 4	Colorado State	72-89	L
M 10	vs. Hawaii+	69-72	L

* Lapchick Tournament
 ^ Cougar Classic
 + WAC Tournament (SLC)

1989-90

Record: 21-9
 Conference: 11-5, 1st WAC
 Home: 16-0
 Road: 5-7
 Neutral: 0-2
 Postseason: 0-1 NCAA
 Long Win Streak: 10
 Long Loss Streak: 3
 Vs. Ranked Teams: 0-1
 Coach: Roger Reid

DATE	OPPONENT	SCORE	W/L
N 24	Siena	83-62	W
N 25	E. Washington	96-84	W
N 28	Weber State	81-65	W
N 30	Utah State	71-65	W
D 2	at Penn State	72-82	L
D 5	at Arizona State	65-64	W
D 8	North Texas*	97-68	W
D 9	UAB*	98-82	W
D 12	Utah State	69-68	W
D 21	Northwestern	69-68	W
D 23	at California	63-85	L
J 4	at Hawaii	71-80	L
J 6	at San Diego St.	63-60	W
J 11	UTEP (OT)	69-67	W
J 13	New Mexico	79-78	W
J 18	at Air Force	64-56	W
J 20	at Wyoming	65-60	W
J 25	Utah	65-49	W
J 27	Colorado State	67-52	W
F 1	San Diego State	75-58	W
F 3	Hawaii	68-65	W
F 7	at Tulsa	66-64	W
F 10	at Utah	73-89	L
F 15	at New Mexico	51-60	L
F 17	at UTEP	63-64	L
F 22	Wyoming	75-64	W
F 24	Air Force	67-42	W
M 1	at Colorado State	57-59	L
M 8	vs. Utah (OT)+	61-62	L
M 15	vs. No. 17 Clemson!#	47-49	L

! (win later vacated by the NCAA)
 * Cougar Classic
 + WAC Tournament (El Paso)
 # NCAA (Hartford)

1990-91

Record: 21-13
 Conference: 11-5, 2nd WAC
 Home: 10-6
 Road: 7-4
 Neutral: 4-3
 Postseason: 1-1 NCAA
 Long Win Streak: 5
 Long Loss Streak: 2
 Vs. Ranked Teams: 1-5
 Coach: Roger Reid

DATE	OPPONENT	SCORE	W/L
N 14	E. Tennessee St.*	80-83	L
N 24	Utah State	98-94	W
N 29	at Weber State	69-57	W
D 1	at Utah State	63-58	W
D 4	at La Salle	81-93	L
D 7	Eastern Kentucky ^	90-86	W
D 8	No. 17 St. John's ^	62-67	L
D 12	Arizona State	74-82	L
D 19	James Madison	84-66	W
D 21	Stetson	75-77	L
D 22	Tulsa	62-60	W
D 27	vs. No. 12 S. Carolina+	49-52	L
D 29	vs. Rutgers+	70-85	L
J 3	at San Diego State	73-61	W
J 5	at Hawaii	65-74	L
J 10	UTEP	83-67	W
J 12	New Mexico	72-65	W
J 17	at Colorado State	72-55	W
J 19	at Wyoming	80-86	L
J 25	Air Force	72-55	W
J 26	Wyoming	72-77	L
J 31	Colorado State	69-52	W
F 2	at UTEP	69-65	W
F 7	San Diego State	75-55	W
F 9	Hawaii	82-74	W
F 14	at New Mexico	83-76	W
F 16	at No 14 Utah	74-81	L
F 23	at Air Force	70-61	W
M 2	No. 9 Utah (OT)	71-72	L
M 7	vs. Colorado St.**	69-56	W
M 8	vs. Hawaii** (OT)	73-71	W



LADSELL ANDERSEN

Years: 1983-89 (6)
 Years: 1983-89 (6)
 Record: 114-71 (.616)
 Record: 114-71 (.616)

Andersen was BYU's head coach for six seasons and had a 114-71 record. He led the Cougars to four postseason tournaments, three NCAA and one NIT. He was the WAC Coach of the Year in 1987-88 and District VII Coach of the Year in 1987-88 and District Seven Coach of the Year in 1985-86. Before coming to BYU, Andersen was the head coach at Utah State for 10 years, leading the Aggies to five NCAA appearances. He also coached the Utah Stars of the ABA and compiled the best two-year mark in ABA history at 115-53. His Stars won the Western Division championship twice. Andersen later became a scout for the Utah Jazz.



M 9 vs. No. 8 Utah** (OT) 51-49 W
 M 14 vs. Virginia# 61-48 W
 M 16 vs. No. 8 Arizona# 61-76 L
 * Dodge NIT
 ^ Cougar Classic
 + Holiday Festival
 ** WAC Tournament (Laramie)
 # NCAA (SLC)

1991-92

Record: 25-7
 Conference: 12-4, T1st WAC
 Home: 14-1
 Road: 7-4
 Neutral: 4-2
 Postseason: 0-1 NCAA
 Long Win Streak: 7
 Long Loss Streak: 1
 Vs. Ranked Teams: 1-2
 Coach: Roger Reid

DATE	OPPONENT	SCORE	W/L
N 26	at Utah State	82-66	W
D 5	at Tulsa	102-86	W
D 7	at James Madison	66-63	W
D 13	Utah State*	93-77	W
D 14	Princeton*	65-59	W
D 19	McNeese State	104-64	W
D 21	Weber State	81-68	W
D 28	vs. No. 11 Michigan ^	83-86	L
D 29	vs. Florida ^	79-73	W
J 4	Tennessee Tech	95-68	W
J 9	at UTEP	69-89	L
J 11	Colorado State	72-51	W
J 16	Wyoming	68-59	W
J 18	Air Force	66-45	W
J 23	at Wyoming	67-72	L
J 25	at Colorado St. (OT)	79-74	W
J 30	New Mexico	85-65	W
F 1	No. 19 UTEP	80-63	W
F 6	at San Diego St.	89-59	W
F 8	at Hawaii	83-87	L
F 13	at Air Force	68-60	W
F 15	La Salle	80-81	L
F 20	Utah	58-56	W
F 22	at New Mexico (OT)	84-95	L
F 27	Hawaii	81-64	W
F 29	San Diego State	98-78	W
M 3	Cal St Northridge	100-68	W
M 7	at Utah	87-73	W
M 12	vs. Air Force+	72-51	W
M 13	vs. Utah+	75-62	W
M 14	vs. UTEP+	73-71	W
M 19	vs. No. 25 LSU#	83-94	L

* Cougar Classic
 ^ Red Lobster (Orlando)
 + WAC Tournament (Fort Collins)
 # NCAA (Boise)

1992-93

Record: 25-9
 Conference: 15-3, T1st WAC
 Home: 13-1
 Road: 8-3
 Neutral: 4-5
 Postseason: 1-1 NCAA
 Long Win Streak: 13
 Long Loss Streak: 3
 Highest Rank: 21st AP
 Vs. Ranked Teams: 1-3
 Coach: Roger Reid

DATE	OPPONENT	SCORE	W/L
D 1	Arizona State	108-98	W
D 4	at Utah State	93-83	W
D 8	at Weber St. (OT)	77-83	L
D 11	Southern Utah*	108-62	W
D 12	Georgia*	74-64	W
D 18	Utah State	89-65	W
D 21	vs. No. 9 Oklahoma ^	76-75	W

D 22 vs. Memphis St. ^ (OT) 73-67 W
 D 23 vs. No. 1 Duke ^ 66-89 L
 D 28 vs. Oregon+ 70-76 L
 D 29 vs. Oregon State+ 79-93 L
 J 2 UTEP 79-73 W
 J 4 New Mexico 70-56 W
 J 9 Utah 53-54 L
 J 14 at Fresno State 72-57 W
 J 16 at Air Force 103-68 W
 J 21 San Diego State 76-64 W
 J 23 Hawaii (OT) 84-80 W
 J 28 at Colorado State 70-63 W
 J 30 at Wyoming 77-64 W
 F 4 Colorado State 81-57 W
 F 6 Wyoming 75-62 W
 F 11 at Hawaii 62-56 W
 F 13 at San Diego State 80-73 W
 F 18 Fresno State 90-74 W
 F 20 Air Force 98-80 W
 F 25 Sacramento State 128-78 W
 F 27 at No. 11 Utah 83-89 L
 M 4 at UTEP 84-63 W
 M 6 at New Mexico 76-79 L
 M 11 vs. Hawaii** 85-71 W
 M 12 vs. New Mexico** 59-68 L
 M 18 vs. SMU# 80-71 W
 M 20 vs. No. 9 Kansas# 76-90 L
 * Cougar Classic
 ^ Maui Invitational (Hawaii)
 + Far West Classic (Portland, Oregon)
 ** WAC Tournament (SLC)
 # NCAA (Chicago)

1993-94

Record: 22-10
 Conference: 12-6, 3rd WAC
 Home: 14-2
 Road: 5-6
 Neutral: 3-2
 Postseason: 1-1 NIT
 Long Win Streak: 6
 Long Loss Streak: 2
 Vs. Ranked Teams: 0-1
 Coach: Roger Reid

DATE	OPPONENT	SCORE	W/L
N 27	at Arizona State	95-106	L
D 3	vs. S. Carolina*	72-68	W
D 4	vs. No. 4 N. Carolina*	65-97	L
D 10	Nicholls State ^	111-96	W
D 11	Oklahoma Baptist ^	78-76	W
D 14	Utah State	78-65	W
D 17	Texas Tech	84-74	W
D 21	Weber State	92-79	W
D 28	W. Washington	106-74	W
J 3	at New Mexico	68-74	L
J 5	at UTEP	67-59	W
J 8	at Utah	64-62	W
J 13	Fresno State	73-65	W
J 15	Air Force	87-73	W
J 20	at San Diego St. (OT)	83-82	W
J 22	at Hawaii	66-69	L
J 27	Wyoming	82-66	W
J 29	Colorado State	79-66	W
F 3	at Wyoming	65-79	L
F 5	at Colorado St. (OT)	72-70	W
F 10	San Diego State	101-87	W
F 12	Hawaii	85-79	W
F 17	at Air Force	94-82	W
F 19	at Fresno State	68-73	L
F 26	Utah	73-70	W
M 3	New Mexico (OT)	82-84	L
M 5	UTEP	61-62	L
M 10	vs. Utah+	96-65	W
M 11	vs. Fresno State+	87-72	W
M 12	vs. Hawaii+	66-73	L
M 17	Arizona State#	74-67	W
M 22	at Fresno State#	66-68	L

* Tournament of Champions (Charlotte)
 ^ Cougar Classic

+ WAC Tournament (SLC)
 # NIT

1994-95

Record: 22-10
 Conference: 13-5, T2nd WAC
 Home: 14-0
 Road: 5-7
 Neutral: 3-3
 Postseason: 0-1 NCAA
 Long Win Streak: 7
 Long Loss Streak: 3
 Vs. Ranked Teams: 1-0
 Coach: Roger Reid

DATE	OPPONENT	SCORE	W/L
N 23	vs. Oklahoma St.*	69-59	W
N 25	vs. Louisville*	75-60	W
N 26	vs. Minnesota*	74-79	L
D 1	at Utah State	59-83	L
D 3	Nevada-Reno	96-80	W
D 6	Mississippi (OT)	74-68	W
D 9	Southern Utah ^	82-67	W
D 10	Northwestern St. ^	80-53	W
D 17	NE Louisiana	87-69	W
D 21	at Weber State	74-86	L
D 29	at San Jose State+	74-61	W
D 30	vs. Santa Clara+	76-55	W
J 3	Utah	64-57	W
J 7	at Air Force	89-68	W
J 9	at Fresno State	69-61	W
J 12	San Diego State	66-57	W
J 14	Hawaii	74-67	W
J 19	at Colorado State	72-80	L
J 21	at Wyoming	58-52	W
J 26	UTEP (OT)	95-89	W
J 28	New Mexico	81-63	W
F 2	at UTEP (OT)	85-88	L
F 4	at New Mexico	74-72	W
F 9	Colorado State	76-68	W
F 11	Wyoming	78-72	W
F 16	at Hawaii	70-73	L
F 18	at San Diego St.	52-58	L
F 23	Fresno State	81-59	W
F 25	Air Force	79-72	W
M 4	at Utah	79-87	L
M 9	vs. Colorado St.**	73-75	L
M 16	vs. Tulane#	70-76	L

* Great Alaska Shootout
 ^ Cougar Classic
 + Cable Car Classic (San Jose)
 ** WAC Tournament (Albuquerque)
 # NCAA (Memphis)

1995-96

Record: 15-13
 Conference: 9-9, 5th WAC

Home: 11-4
 Road: 4-8
 Neutral: 0-1
 Long Win Streak: 4
 Long Loss Streak: 3
 Vs. Ranked Teams: 0-3
 Coach: Roger Reid


DATE	OPPONENT	SCORE	W/L
N 25	Boise State	86-71	W
N 28	at Nevada-Reno	77-79	L
D 2	at No. 8 Mississippi St.	74-79	L
D 5	Utah State	76-52	W
D 8	CS-Northridge*	99-74	W
D 9	Louisiana Tech*	74-64	W
D 12	Weber State	91-86	W
D 22	at Texas Tech	71-81	L
D 28	Morgan State	110-69	W
J 2	at No. 15 Utah	77-83	L
J 8	Air Force	68-64	W
J 10	Fresno State	97-84	W
J 13	at San Diego State	76-83	L
J 15	at Hawaii	78-77	W
J 18	Wyoming	84-75	W
J 20	Colorado State	76-78	L
J 25	at New Mexico	77-83	L
J 27	at UTEP	90-82	W
F 1	New Mexico	81-88	L
F 3	UTEP	82-71	W
F 8	at Colorado St.	76-81	L
F 10	at Wyoming	81-71	W
F 15	San Diego State	81-68	W
F 17	Hawaii	89-94	L
F 22	at Air Force	80-66	W
F 24	at Fresno State	83-95	L
M 2	No. 10 Utah	85-96	L
M 7	vs. Colorado St.+	84-100	L

* Cougar Classic
 + WAC Tournament (Albuquerque)

1996-97

Record: 1-25
 Conference: 0-16, 8th WAC
 Home: 1-13
 Road: 0-12
 Long Win Streak: 1
 Long Loss Streak: 21
 Vs. Ranked Teams: 0-5
 Coach: Roger Reid/Tony Ingle

DATE	OPPONENT	SCORE	W/L
N 22	Cal St.-Fullerton	67-75	L
N 26	at Washington	44-95	L
N 30	Pacific	58-80	L
D 4	at Weber State	80-97	L
D 10	Utah State	64-61	W
D 13	Boise State*	58-65	L



ROGER REID
 REID 1959-1996 (8)
 Record: 152-77 (.664)

Record: 152-77 (.664)
 Reid achieved six 20-win seasons while at BYU compiling a 152-77 record, which is the highest winning percentage ever for a BYU coach. He took the Cougars to six postseason tournaments, five NCAA and one NIT. His teams won three WAC titles and two WAC Tournaments. Reid was WAC Coach of the Year and District Coach of the Year during his first year as head coach in 1989-90. He was an assistant coach for 11 years before taking over the team in 1989. Reid went on to serve as an assistant coach with the Phoenix Suns and is currently the head coach at SUU.



D 14	Houston*	69-89	L
D 21	at Georgia	65-84	L
D 27	at Penn State	53-75	L
D 31	San Diego St. (OT)	86-89	L
J 4	at Wyoming	61-89	L
J 11	No. 9 Utah	51-61	L
J 16	at TCU	61-101	L
J 18	at SMU	50-75	L
J 23	Rice	59-62	L
J 25	No. 24 Tulsa	56-72	L
F 1	at UTEP	49-75	L
F 3	at No. 13 New Mexico	32-74	L
F 6	at No. 5 Utah	49-85	L
F 8	Wyoming	60-72	L
F 13	TCU	80-92	L
F 15	Southern Methodist	62-74	L
F 20	at Tulsa	65-80	L
F 22	at Rice	44-68	L
F 27	No. 11 New Mexico	48-90	L
M 1	UTEP	76-81	L

* Cougar Classic

1997-98

Record: 9-21
 Conference: 4-10, 6th WAC
 Home: 4-10
 Road: 4-9
 Neutral: 1-2
 Long Win Streak: 2
 Long Loss Streak: 9
 Vs. Ranked Teams: 1-3
 Coach: Steve Cleveland

DATE	OPPONENT	SCORE	W/L
N 14	at San Diego St.	73-59	W
N 19	Washington State	49-78	L
N 21	Oregon	67-74	L
N 29	at Utah State	69-72	L
D 2	Penn State	50-80	L
D 6	at Boise State	67-83	L
D 9	Washington	68-83	L
D 12	Weber State*	83-70	W
D 13	Pepperdine*	53-52	W
D 22	at California	64-68	L
D 27	at Hawaii	53-73	L
D 28	vs. Virginia	54-72	L
D 29	vs. Ohio State	72-65	W
J 5	at Tulsa	57-53	W
J 10	No. 3 Utah	61-71	L
J 15	Wyoming	60-41	W
J 17	Colorado State	44-55	L
J 22	at UNLV	63-76	L
J 24	at Air Force	61-80	L

J 29	No. 14 New Mexico	54-72	L
J 31	UTEP	59-68	L
F 5	at No. 5 Utah	68-83	L
F 7	Tulsa	59-65	L
F 12	at Colorado State	74-83	L
F 14	at Wyoming	54-77	L
F 19	Air Force	79-60	W
F 21	UNLV	76-84	L
F 26	at No. 16 New Mexico	83-62	W
F 28	at UTEP (3OT)	76-75	W
M 3	vs. Tulsa+	56-59	L

* Cougar Classic
 + WAC Tournament (Las Vegas)

1998-99

Record: 12-16
 Conference: 6-8, 5th WAC
 Home: 9-5
 Road: 2-10
 Neutral: 1-1
 Long Win Streak: 3
 Long Loss Streak: 4
 Vs. Ranked Teams: 0-5
 Coach: Steve Cleveland

DATE	OPPONENT	SCORE	W/L
N 13	Wofford	73-67	W
N 19	at Weber State	80-83	L
N 23	at Auburn	43-62	L
N 28	No. 11 Arizona (OT)	74-78	L
D 1	Denver	89-71	W
D 5	at Oregon	62-93	L
D 8	at Washington St.	69-70	L
D 11	Louisiana Tech*	76-68	W
D 12	CS-Northridge*	84-78	W
D 19	California	70-71	L
D 22	at UC-Irvine	75-82	L
J 2	Utah State	61-59	W
J 9	at Utah	54-75	L
J 14	at San Diego State	83-76	W
J 16	at Hawaii	60-59	W
J 21	San Jose State	75-44	W
J 23	Fresno State	75-79	L
J 28	at UTEP	72-87	L
J 30	at No. 12 New Mexico	68-78	L
F 6	No. 20 Utah	46-71	L
F 11	Hawaii	81-68	W
F 13	San Diego State	93-76	W
F 18	at Fresno State	71-80	L
F 20	at San Jose St. (OT)	74-76	L
F 25	No. 21 New Mexico	64-85	L
F 27	UTEP	85-64	W
M 2	vs. TCU+	90-74	W

M 4	vs. No. 8 Utah+	62-81	L
-----	-----------------	-------	---

* Cougar Classic
 + WAC Tournament (Las Vegas)

1999-2000

Record: 22-11
 Conference: 7-7, 6th MWC
 Home: 14-2
 Road: 6-9
 Neutral: 2-0
 Postseason: 2-1 NIT
 Long Win Streak: 5
 Long Loss Streak: 2
 Vs. Ranked Teams: 0-2
 Coach: Steve Cleveland

DATE	OPPONENT	SCORE	W/L
N 20	Cal St.-Riverside	91-62	W
N 24	Southern Utah	92-66	W
D 1	at No. 4 Arizona	62-86	L
D 4	at Denver	81-58	W
D 7	Arizona State	78-67	W
D 10	Texas Southern*	76-61	W
D 11	Weber State*	66-53	W
D 18	S. Carolina State	76-43	W
D 21	at South Alabama	63-64	L
D 23	at Fla. Int. (OT)	83-75	W
D 29	at CS-Santa Barb.	57-48	W
J 5	UC-Irvine	77-66	W
J 8	at Utah State	82-73	W
J 10	at UNLV	77-75	W
J 15	Utah	49-56	L
J 20	Wyoming	87-78	W
J 22	Colorado State	68-47	W
J 27	at Air Force	55-60	L
J 29	at New Mexico	69-78	L
F 3	at San Diego State	72-50	W
F 12	at No. 21 Utah	62-77	L
F 17	New Mexico	74-78	L
F 19	UNLV	83-82	W
F 24	at Colorado State	54-68	L
F 26	at Wyoming	70-85	L
M 2	Air Force	73-52	W
M 4	San Diego State	67-50	W
M 9	vs. New Mexico ^	55-43	W
M 10	vs. Utah ^	58-54	W
M 11	at UNLV ^	56-79	L
M 15	Bowling Green+	81-54	W
M 20	So. Illinois+	82-57	W
M 22	at Notre Dame+	52-64	L

* Cougar Classic
 ^ MWC Tournament (Las Vegas)
 + NIT

2000-01

Record: 24-9
 Conference: 10-4, T1st MWC
 Home: 15-0
 Road: 4-6
 Neutral: 5-3
 Postseason: 0-1 NCAA
 Long Win Streak: 6
 Long Loss Streak: 2
 Coach: Steve Cleveland


DATE	OPPONENT	SCORE	W/L
N 21	Elon College	100-63	W
N 25	UC Santa Barbara	67-53	W
N 30	at San Francisco	70-80	L
D 2	at Arizona State	52-80	L
D 7	Florida Intl.	78-50	W
D 9	vs. Rice	59-49	W
D 14	Southern Utah	58-52	W
D 16	Utah State	69-67	W
D 21	vs. Boise State*	83-67	W
D 22	vs. Iowa St.*	71-77	L
D 23	vs. USC*	67-70	L
D 28	at Weber State	84-75	W
D 30	South Alabama	64-42	W
J 2	Idaho	75-47	W
J 6	Texas A&M Corpus C.	84-68	W
J 13	San Diego State	79-50	W
J 15	UNLV	91-63	W
J 20	at Colorado State	55-60	L
J 22	at Wyoming	78-85	L
J 29	Utah	69-61	W
F 1	Air Force	62-45	W
F 3	New Mexico	65-49	W
F 10	at UNLV	56-68	L
F 12	at San Diego State	69-66	W
F 15	Wyoming	79-63	W
F 17	Colorado State	68-51	W
F 24	at Utah	75-82	L
M 1	at New Mexico	72-67	W
M 3	at Air Force	51-50	W
M 8	vs. Air Force ^	69-54	W
M 9	vs. Wyoming ^	77-66	W
M 10	vs. New Mexico ^	69-65	W
M 15	vs. Cincinnati#	59-84	L

* Yahoo Sports Invitational (Laie, HI)
 ^ MWC Tournament (Las Vegas) - Champion
 # NCAA (San Diego)

2001-02

Record: 18-12
 Conference: 7-7, T4th MWC
 Home: 16-0
 Road: 1-11
 Neutral: 1-1
 Postseason: 1-1 NIT
 Long Win Streak: 8
 Long Loss Streak: 3
 Coach: Steve Cleveland

DATE	OPPONENT	SCORE	W/L
N 17	at Univ. of San Diego	70-59	W
N 24	Arizona State	82-70	W
N 28	at UC Santa Barbara	58-68	L
D 1	at Utah State (OT)	81-90	L
D 5	Weber State	65-47	W
D 8	Creighton	61-52	W
D 12	Fort Lewis	101-53	W
D 15	Idaho	70-48	W
D 22	vs. No. 13 Stanford*	81-76	W
D 27	CS Northridge	84-70	W
D 29	Southern Utah	79-58	W
J 2	San Francisco	65-51	W
J 5	at Pepperdine (OT)	79-82	L
J 12	San Diego State	75-64	W
J 15	UNLV	60-47	W
J 19	at New Mexico	58-73	L
J 21	at Air Force	64-74	L
J 28	at Utah	66-71	L
F 2	Wyoming	85-70	W



STEVE CLEVELAND

Years: 1997-2005 (8)
 Record: 138-108 (.561)

Having rebuilt a BYU basketball program that had a 1-25 record prior to his arrival, Cleveland achieved a conference title in his fourth season and guided BYU to five consecutive postseason tournaments. Coming off his second conference championship in 2003, Cleveland was named the MWC Coach of the Year after his team finished 23-9 and earned an NCAA Tournament berth. With its invitation in 2004, BYU competed in three NCAA Tournaments under Cleveland (2001, 2003, 2004). In 2000-01, BYU finished 24-9 while earning its first conference tournament title since 1992, its first regular-season championship since 1993 and its first NCAA bid since 1995. In 2001-02, Cleveland's team upset No. 13 Stanford, and during 2003-04 the Cougars upset then No. 25 Oklahoma State, who went on to win the Big 12 title and advance to the NCAA Final Four. He left BYU ranked fourth all-time in coaching victories and second all-time in Marriott Center wins. He is currently the head coach at Fresno State.



F 4 Colorado State 57-52 W
F 9 at UNLV 70-73 L
F 11 at San Diego State 73-77 L
F 16 New Mexico 68-62 W
F 18 Air Force 67-51 W
F 23 Utah 63-61 W
F 28 at Wyoming 60-76 L
M 2 at Colorado State (OT) 75-79 L
M 7 vs. San Diego State^ 51-62 L
M 14 UC Irvine + 78-55 W
M 20 at Memphis + 69-80 L
* Las Vegas Showdown
^ MWC Tournament (Las Vegas)
+ NIT

2002-03

Record: 23-9
Conference: 11-3, T1st MWC
Home: 13-1
Road: 6-5
Neutral: 4-3
Postseason: 0-1 NCAA
Long Win Streak: 5
Long Loss Streak: 2
Vs. Ranked Teams: 0-2
Coach: Steve Cleveland

Table with columns: DATE, OPPONENT, SCORE, W/L. Lists season results from 2002-03 to 2003-04.

2003-04

Record: 21-9
Conference: 10-4, 2nd MWC
Home: 13-0
Road: 5-7
Neutral: 3-2
Postseason: 0-1 NCAA
Long Win Streak: 9
Long Loss Streak: 3
Vs. Ranked Teams: 1-1
Coach: Steve Cleveland

Table with columns: DATE, OPPONENT, SCORE, W/L. Lists final 2003-04 season results.

N 29 Utah Valley State 84-65 W
D 2 at Boise State 75-69 W
D 6 vs. No. 25 Oklahoma St.+76-71 W
D 10 Western Oregon 92-56 W
D 13 Southern California 85-61 W
D 20 Weber State 86-65 W
D 23 at Utah State 74-76 L
D 29 vs. Idaho State* 90-66 W
D 30 at Santa Clara* 68-66 W
J 2 St. Mary's College (Calif.) 70-55 W
J 7 at North Carolina State 62-89 L
J 12 at San Diego State 61-65 L
J 17 Colorado State 82-53 W
J 19 Wyoming 78-64 W
J 24 at Air Force 52-74 L
J 26 at New Mexico 63-65 L
J 31 at Utah 56-64 L
F 7 UNLV 64-61 W
F 9 San Diego State (OT) 83-69 W
F 14 at Wyoming 67-53 W
F 16 at Colorado State 79-73 W
F 21 New Mexico 88-71 W
F 23 Air Force 67-61 W
M 1 Utah 70-57 W
M 6 at UNLV 89-88 W
M 11 vs. Wyoming^ 79-74 W
M 12 vs. Utah^ 51-54 L
M 18 vs. No. 20 Syracuse# 75-80 L
+ Played at Delta Center, Salt Lake City
* Cable Car Classic (Santa Clara)
^ MWC Tournament (Denver)
NCAA Tournament (Denver)

2004-05

Record: 9-21
Conference: 3-11, T7th MWC
Home: 6-8
Road: 2-9
Neutral: 1-4
Long Win Streak: 3
Long Loss Streak: 5
Vs. Ranked Teams: 0-4
Coach: Steve Cleveland

Table with columns: DATE, OPPONENT, SCORE, W/L. Lists season results from 2004-05 to 2006-07.

2005-06

Record: 20-9
Conference: 12-4, T2nd MWC
Home: 14-1
Road: 5-7
Neutral: 1-1
Postseason: 0-1 NIT
Long Win Streak: 6
Long Loss Streak: 2
Coach: Dave Rose

Table with columns: DATE, OPPONENT, SCORE, W/L. Lists season results from 2005-06 to 2006-07.

2006-07

Record: 25-9
Conference: 13-3, 1st MWC
Home: 17-0
Road: 6-7
Neutral: 2-2

Postseason: 0-1 NCAA
Long Win Streak: 8
Long Loss Streak: 2
Highest Rank: 21st AP
Final Rank: 24th AP
Vs. Ranked Teams: 3-3
Coach: Dave Rose

Table with columns: DATE, OPPONENT, SCORE, W/L. Lists season results from 2005-06 to 2006-07.



DAVE ROSE

Years: 2005-Present (2)
Record: 45-18 (.714)

Dave Rose has guided BYU to consecutive 20-win seasons and the program's first national ranking since 1993 in his first two seasons. Rose coached last year's team to a 25-9 overall record and the MWC regular-season title (13-3) while earning his second consecutive MWC Coach of the Year award, becoming the first head coach in BYU men's basketball history to earn the league coaching honor in back-to-back seasons. In his first year, Rose led BYU to a second-place MWC finish and helped the Cougars become the second-most improved program in the nation behind South Alabama, improving by 11.5 games overall. He was selected U.S. Basketball Writers Association District VIII Coach of the Year. He became the fifth BYU coach to reach 20 wins in his first year at the helm.



YEAR-BY-YEAR TEAM STATISTICS

YEAR	GMS	MINUTES	FG	FGA	FG%	3 FG	3 FGA	3-FG%	FT	FTA	FT%	O-RB	D-RB	TOTAL REB.	RB AVG	PF	FO
1948-49	34		837						442	654	0.676					607	
1949-50	34		670	1977	0.339				420	668	0.629					563	
1950-51	37		920	2611	0.352				597	902	0.660			1457	39.4	709	25
1951-52	24		576	1756	0.328				299	482	0.620			901	37.5	442	15
1952-53	30		743		0.330				566		0.660			1392	46.4	558	22
1953-54	28		697		0.330				529		0.610			1335	47.7	539	9
1954-55	26		685	2104	0.326				522	808	0.646			1268	48.8	521	
1955-56	26		735	2032	0.362				536	770	0.696			1451	55.8	473	20
1956-57	28		688	1956	0.352				609	831	0.733			1230	43.9	508	18
1957-58	26		646	1731	0.373				405	650	0.623			1279	49.2	513	22
1958-59	26		751	1822	0.412				436	698	0.625			1402	53.9	470	22
1959-60	25		630	1653	0.381				416	613	0.679			1168	46.7	459	18
1960-61	26		736	1790	0.411				451	670	0.673			1255	48.3	524	
1961-62	26		725	1910	0.380				390	604	0.646			1293	49.7	530	
1962-63	26		745	1825	0.408				495	701	0.706			1273	49.0	596	
1963-64	25		775	1775	0.437				424	605	0.701			1220	48.8	508	
1964-65	28		1014	2122	0.478				611	825	0.741			1457	52.0	584	
1965-66	25		946	1898	0.498				496	693	0.720			1346	53.8	488	
1966-67	24		762	1550	0.492				436	644	0.678			1117	46.5	519	
1967-68	25		787	1803	0.436				490	720	0.681			1276	51.0	498	
1968-69	28		903	2029	0.445				519	785	0.661			1438	51.4	574	
1969-70	26		812	1859	0.437				472	718	0.657			1369	52.7	534	
1970-71	29		918	1933	0.475				565	805	0.702			1352	46.6	403	
1971-72	26		801	1659	0.483				526	736	0.715			1206	46.4	435	12
1972-73	26		822	1701	0.483				428	594	0.721			1240	47.7	365	
1973-74	26		788	1730	0.455				439	581	0.756			1137	43.7	492	12
1974-75	26		819	1725	0.475				424	613	0.692			1119	43.0	552	24
1975-76	26		805	1722	0.467				405	585	0.692			1162	44.7	572	31
1976-77	27		800	1706	0.469				413	571	0.723			1071	39.7	579	24
1977-78	30		957	1974	0.485				515	725	0.710			1126	37.5	640	39
1978-79	28		940	1778	0.529				501	717	0.699			1176	42.0	587	29
1979-80	29		955	1830	0.522				511	722	0.708			1224	42.2	543	21
1980-81	32		960	1954	0.491				600	840	0.714			1366	42.7	591	29
1981-82	30		697	1511	0.461				491	689	0.712			1118	37.2	507	14
1982-83	29		761	1652	0.461				492	687	0.716			1111	38.3	560	27
1983-84	31		896	1762	0.509				641	855	0.75			1076	34.7	624	17
1984-85	29		821	1773	0.463				533	789	0.676			1048	36.1	671	29
1985-86	32		897	1917	0.468				534	769	0.694			1171	36.6	654	22
1986-87	32		965	1972	0.489	127	318	0.399	577	773	0.746			1186	37.1	673	15
1987-88	32		976	1839	0.531	146	323	0.452	637	835	0.763			1160	36.3	597	15
1988-89	29		838	1675	0.500	135	359	0.376	527	647	0.815			968	33.4	574	14
1989-90	30		739	1482	0.499	140	311	0.450	492	684	0.719			925	30.8	584	21
1990-91	34		876	1796	0.488	121	303	0.399	581	825	0.704	348	811	1257	37.0	660	18
1991-92	32		877	1762	0.498	214	497	0.431	599	813	0.737	302	760	1176	36.8	621	20
1992-93	34	6875	948	1905	0.498	161	443	0.363	697	909	0.767	405	837	1324	38.9	721	15
1993-94	32	6453	876	1779	0.492	141	444	0.318	647	880	0.735	330	741	1185	37.0	691	21
1994-95	32	6481	809	1743	0.464	170	486	0.350	617	798	0.773	338	693	1124	35.1	601	22
1995-96	28	5602	802	1690	0.475	112	335	0.334	587	767	0.765	307	652	1061	37.9	599	
1996-97	26	5218	578	1453	0.398	99	379	0.261	292	453	0.645	246	483	824	31.7	505	18
1997-98	30	6081	589	1571	0.375	194	638	0.304	534	749	0.713	328	620	1060	35.3	638	
1998-99	28	5650	671	1487	0.451	176	474	0.371	491	677	0.725	254	659	913	32.6	585	28
1999-2000	33	6624	795	1725	0.461	192	515	0.373	546	784	0.696	299	819	1118	33.9	640	15
2000-01	33	6600	744	1620	0.459	185	485	0.381	651	835	0.780	292	760	1052	31.9	691	23
2001-02	30	6076	711	1514	0.470	170	428	0.397	523	688	0.760	265	735	1000	33.3	561	18
2002-03	32	6425	765	1654	0.463	194	517	0.375	575	762	0.755	353	781	1134	35.4	688	23
2003-04	30	6025	764	1571	0.486	171	487	0.351	501	692	0.724	316	701	1017	33.9	566	14
2004-05	30	6025	690	1648	0.419	211	583	0.362	381	530	0.719	347	670	1017	33.9	551	10
2005-06	29	5925	782	1692	0.462	202	521	0.388	443	620	0.715	325	699	1024	35.3	582	12
2006-07	34	6876	972	1981	0.491	265	617	0.415	454	688	0.660	414	859	1273	37.4	662	13



YEAR-BY-YEAR TEAM STATISTICS

YEAR	ASSTS	TO	BLOCKS	STEALS	POINTS	PPG	WINS	LOSS	WIN %	CONF. WINS	CONF. LOSS	PLACE, CONF.	NCAA/NIT	RECORD
1948-49					2116	58.8	21	13	0.618	12	8	4th, SC		
1949-50					1760	55.0	22	12	0.647	14	6	1st, SC	NCAA	1-1
1950-51	405				2416	65.3	28	9	0.757	15	5	1st, SC	NCAA/NIT	1-2/3-0*
1951-52	171				1451	60.4	14	10	0.583	9	5	2nd, SC		
1952-53					2052	68.5	22	8	0.733	11	3	2nd, SC	NIT	0-1
1953-54					1923	68.6	18	11	0.621	9	5	3rd, SC	NIT	0-1
1954-55					1892	72.8	13	13	0.500	10	4	2nd, SC		
1955-56					2006	77.2	18	8	0.692	10	4	2nd, SC		
1956-57					1985	70.1	19	9	0.679	11	3	1st, SC	NCAA	1-1
1957-58					1697	65.3	12	14	0.462	9	5	T2nd, SC		
1958-59					1965	75.6	15	11	0.577	8	6	4th, SC		
1959-60					1676	67.0	8	17	0.320	5	9	5th, SC		
1960-61					1923	74.0	15	11	0.577	9	5	3rd, SC		
1961-62					1834	70.5	10	16	0.385	5	9	4th, SC		
1962-63					1985	76.3	12	14	0.462	6	4	2nd, WAC		
1963-64					1974	79.0	13	12	0.520	5	5	3rd, WAC		
1964-65					2639	94.3	21	7	0.750	8	2	1st, WAC	NCAA	0-2
1965-66					2388	95.5	20	5	0.800	6	4	2nd, WAC	NIT	3-0*
1966-67					1960	81.7	14	10	0.583	8	2	T1st, WAC		
1967-68					2064	85.6	13	12	0.52	4	6	T4th, WAC		
1968-69					2325	83.0	16	12	0.571	6	4	T1st, WAC	NCAA	0-1
1969-70					2096	80.6	8	18	0.308	4	10	7th, WAC		
1970-71					2401	82.8	18	11	0.621	10	4	1st, WAC	NCAA	1-2
1971-72					2128	81.8	21	5	0.808	12	2	1st, WAC	NCAA	0-1
1972-73					2068	79.5	19	7	0.731	9	5	T2nd, WAC		
1973-74					2015	77.5	11	15	0.423	6	8	6th, WAC		
1974-75					2062	79.3	12	14	0.462	5	9	6th, WAC		
1975-76	445				2015	77.5	12	14	0.462	6	8	T5th, WAC		
1976-77	444				2013	74.6	12	15	0.444	4	10	7th, WAC		
1977-78	565	475	70	168	2429	81.0	12	18	0.400	6	8	T4th, WAC		
1978-79	540	489	97	172	2381	85.0	20	8	0.714	10	2	1st, WAC	NCAA	0-1
1979-80	560	450	103	144	2421	83.5	24	5	0.828	13	1	1st, WAC	NCAA	0-1
1980-81	542	476	117	157	2520	78.8	25	7	0.781	12	4	3rd, WAC	NCAA	3-1
1981-82	450	444	90	127	1885	62.8	17	13	0.567	9	7	T4th, WAC	NIT	0-1
1982-83	445	394	133	173	2014	69.4	15	14	0.517	11	5	T1st, WAC		
1983-84	495	444	75	196	2433	78.5	20	11	0.645	12	4	2nd, WAC	NCAA	1-1
1984-85	438	364	64	183	2175	75.0	15	14	0.517	9	7	T3rd, WAC		
1985-86	496	452	102	187	2328	72.8	18	14	0.563	11	5	4th, WAC	NIT	2-1
1986-87	540	423	109	201	2634	82.3	21	11	0.656	12	4	2nd, WAC	NCAA	0-1
1987-88	597	442	86	205	2735	85.5	26	6	0.813	13	3	1st, WAC	NCAA	1-1
1988-89	438	392	25	175	2338	80.6	14	15	0.483	7	9	5th, WAC		
1989-90	467	369	47	191	2110	70.3	21	9	0.700	11	5	T1st, WAC	NCAA	0-1
1990-91	565	473	246	175	2454	72.2	21	13	0.618	11	5	2nd, WAC	NCAA	1-1
1991-92	564	451	94	219	2567	80.2	25	7	0.781	12	4	T1st, WAC	NCAA	0-1
1992-93	613	566	127	214	2754	81.0	25	9	0.735	15	3	T1st, WAC	NCAA	1-1
1993-94	482	474	108	219	2540	79.4	22	10	0.688	12	6	3rd, WAC	NIT	1-1
1994-95	498	448	99	225	2405	75.2	22	10	0.688	13	5	T2nd, WAC	NCAA	0-1
1995-96	479	386	71	185	2303	82.3	15	13	0.536	9	9	5th, WAC		
1996-97	316	425	53	147	1547	59.5	1	25	0.038	0	16	8th, WAC Mtn		
1997-98	355	486	72	194	1906	63.5	9	21	0.300	4	10	6th, WAC Mtn		
1998-99	359	484	87	188	2009	71.8	12	16	0.429	6	8	5th, WAC Pac		
1999-2000	478	453	73	236	2328	70.5	22	11	0.667	7	7	6th, MWC	NIT	2-1
2000-01	414	454	108	203	2324	70.4	24	9	0.727	10	4	T1st, MWC	NCAA	0-1
2001-02	420	412	92	158	2115	70.5	18	12	0.600	7	7	T4th, MWC	NIT	1-1
2002-03	428	436	82	222	2299	71.8	23	9	0.719	11	3	T1st, MWC	NCAA	0-1
2003-04	445	409	98	208	2200	73.3	21	9	0.700	10	4	2nd, MWC	NCAA	0-1
2004-05	370	439	104	183	1972	65.7	9	21	0.429	3	11	T7th, MWC		
2005-06	462	425	108	197	2209	76.2	20	9	0.690	12	4	T2nd, MWC	NIT	0-1
2006-07	542	456	118	205	2654	78.1	25	9	0.735	13	3	1st, MWC	NCAA	0-1

* NIT Champions



BYU COACHING BREAKDOWN

YEAR	COACH	CONF.	FINISH	(REC.)	OVERALL	OFF.	DEF.	DIFF.
2007	Dave Rose	1st	MWC	(13-3)	25-9	78.1	69.0	+9.0
2006	Dave Rose	T2nd	MWC	(12-4)	20-9	76.2	71.7	+4.5
2005	Steve Cleveland	T7th	MWC	(3-11)	9-21	65.7	69.0	-3.3
2004	Steve Cleveland	2nd	MWC	(10-4)	21-9	71.4	65.6	+5.8
2003	Steve Cleveland	T1st	MWC	(11-3)	23-9	71.8	63.5	+8.3
2002	Steve Cleveland	T4th	MWC	(7-7)	18-12	70.5	65.0	+5.5
2001	Steve Cleveland	T1st	MWC	(10-4)	24-9	70.4	62.7	+7.7
2000	Steve Cleveland	6th	MWC	(7-7)	22-11	70.5	63.8	+6.7
1999	Steve Cleveland	5th	WAC	(6-8)	12-16	71.8	73.4	-1.6
1998	Steve Cleveland	6th	WAC	(4-10)	9-21	63.5	69.8	-6.3
1997	Tony Ingle	16th	WAC	(0-16)	0-19	58.3	78.9	-20.6
1997	Roger Reid		WAC	(0-0)	1-6	62.9	80.3	-17.4
1996	Roger Reid	5th	WAC	(9-9)	15-13	82.3	78.4	+3.9
1995	Roger Reid	2nd	WAC	(13-5)	22-10	75.2	69.2	+6.0
1994	Roger Reid	3rd	WAC	(12-6)	22-10	79.4	74.4	+5.0
1993	Roger Reid	1st	WAC	(15-3)	25-9	81.0	71.9	+9.1
1992	Roger Reid	1st	WAC	(12-4)	25-7	80.2	69.6	+10.6
1991	Roger Reid	2nd	WAC	(11-5)	21-13	72.2	68.7	+3.5
1990	Roger Reid	1st	WAC	(11-5)	21-9	70.3	65.7	+4.6
1989	Ladell Andersen	5th	WAC	(7-9)	14-15	80.6	80.1	+0.5
1988	Ladell Andersen	1st	WAC	(13-3)	26-6	85.5	76.2	+9.3
1987	Ladell Andersen	2nd	WAC	(12-4)	21-11	82.3	77.2	+5.1
1986	Ladell Andersen	4th	WAC	(11-5)	18-14	72.8	70.6	+2.2
1985	Ladell Andersen	3rd	WAC	(9-7)	15-14	75.0	74.4	+0.6
1984	Ladell Andersen	2nd	WAC	(12-4)	20-11	78.5	75.0	+3.5
1983	Frank Arnold	1st	WAC	(11-5)	15-14	69.5	66.2	+3.3
1982	Frank Arnold	4th	WAC	(9-7)	17-13	62.8	58.4	+4.4
1981	Frank Arnold	3rd	WAC	(12-4)	25-7	78.8	71.1	+7.7
1980	Frank Arnold	1st	WAC	(13-1)	24-5	83.5	72.5	+11.0
1979	Frank Arnold	1st	WAC	(10-2)	20-8	85.0	76.6	+8.4
1978	Frank Arnold	4th	WAC	(6-8)	12-18	81.0	83.2	-2.2
1977	Frank Arnold	7th	WAC	(4-10)	12-15	74.6	75.1	-0.5
1976	Frank Arnold	5th	WAC	(6-8)	12-14	77.5	83.9	-6.4
1975	Glenn Potter	6th	WAC	(5-9)	12-14	79.3	80.3	-1.0
1974	Glenn Potter	6th	WAC	(6-8)	11-15	77.5	83.9	-6.4
1973	Glenn Potter	2nd	WAC	(9-5)	19-7	79.5	74.6	+4.9
1972	Stan Watts	1st	WAC	(12-2)	21-5	81.8	74.1	+7.7
1971	Stan Watts	1st	WAC	(10-4)	18-11	82.8	79.1	+3.7
1970	Stan Watts	7th	WAC	(4-10)	8-18	80.7	84.1	-3.4
1969	Stan Watts	1st	WAC	(6-4)	16-12	83.0	80.7	+2.3
1968	Stan Watts	4th	WAC	(4-6)	13-12	82.6	78.2	+4.4
1967	Stan Watts	1st	WAC	(8-2)	14-10	81.7	76.1	+5.6
1966	Stan Watts	2nd	WAC	(6-4)	20-9	95.5	82.9	+12.6
1965	Stan Watts	1st	WAC	(8-2)	21-7	94.3	84.1	+10.2
1964	Stan Watts	3rd	WAC	(5-5)	13-12	79.0	80.2	-1.2
1963	Stan Watts	2nd	WAC	(6-4)	12-14	77.1	78.3	-1.2
1962	Stan Watts	4th	MSC	(5-9)	10-16	70.5	74.9	-4.4
1961	Stan Watts	3rd	MSC	(9-5)	15-11	73.9	71.9	+2.0
1960	Stan Watts	5th	MSC	(5-9)	9-17	67.0	75.1	-8.1
1959	Stan Watts	4th	MSC	(8-6)	15-11	75.5	71.2	+4.3
1958	Stan Watts	2nd	MSC	(9-5)	13-13	65.3	66.7	-1.4
1957	Stan Watts	1st	MSC	(11-3)	19-9	70.7	67.1	+3.6
1956	Stan Watts	2nd	MSC	(10-4)	18-8	77.2	67.0	+10.2
1955	Stan Watts	2nd	MSC	(10-4)	13-13	72.7	71.0	+1.7
1954	Stan Watts	2nd	MSC	(9-5)	18-11	68.6	64.8	+3.83
1953	Stan Watts	2nd	MSC	(11-3)	22-8	69.2	56.2	+13.0
1952	Stan Watts	2nd	MSC	(9-5)	14-10	60.4	58.8	+1.6
1951	Stan Watts	1st	RMC	(15-5)	28-8	65.3	55.7	+9.6
1950	Stan Watts	1st	RMC	(14-6)	22-12	55.0	49.9	+5.1

MWC=Mountain West Conference; WAC=Western Athletic Conference; MSC=Mountain State Conference (Skyline); RMC=Rocky Mountain Conference

MARRIOTT CENTER W/L RECORDS

YEARS	HEAD COACH	W/L	PCT.
1971-72	Stan Watts	12-0	1.000
Stan Watts Total		12-0	1.000
1972-73	Glenn Potter	11-3	.786
1973-74	Glenn Potter	6-4	.600
1974-75	Glenn Potter	9-6	.533
Glenn Potter Total		26-13	.641
1975-76	Frank Arnold	7-5	.583
1976-77	Frank Arnold	6-6	.500
1977-78	Frank Arnold	9-4	.692
1978-79	Frank Arnold	14-0	1.00
1979-80	Frank Arnold	12-2	.857
1980-81	Frank Arnold	13-0	1.00
1981-82	Frank Arnold	11-5	.688
1982-83	Frank Arnold	9-6	.600
Frank Arnold Total		81-28	.743
1983-84	Ladell Andersen	14-1	.933
1984-85	Ladell Andersen	9-5	.643
1985-86	Ladell Andersen	12-4	.750
1986-87	Ladell Andersen	10-4	.786
1987-88	Ladell Andersen	16-2	.889
1988-89	Ladell Andersen	10-5	.667
Ladell Andersen Total		71-21	.783
1989-90	Roger Reid	15-0	1.00
1990-91	Roger Reid	10-6	.625
1991-92	Roger Reid	14-1	.933
1992-93	Roger Reid	13-1	.929
1993-94	Roger Reid	14-2	.875
1994-95	Roger Reid	14-0	1.000
1995-96	Roger Reid	11-4	.733
1996-97	Roger Reid	1-4	.143
Roger Reid Total		92-18	.821
1996-97	Tony Ingle	0-9	.000
Tony Ingle Total		0-9	.000
1997-98	Steve Cleveland	4-10	.286
1998-99	Steve Cleveland	9-5	.643
1999-00	Steve Cleveland	14-2	.875
2000-01	Steve Cleveland	15-0	1.000
2001-02	Steve Cleveland	16-0	1.000
2002-03	Steve Cleveland	13-1	.929
2003-04	Steve Cleveland	13-0	1.000
2004-05	Steve Cleveland	6-8	.429
Steve Cleveland Total		90-26	.776
2005-06	Dave Rose	14-1	.933
2006-07	Dave Rose	17-0	1.000
Dave Rose Total		31-1	.969
Total		403-116	.776



BYU COACHING RECORDS

Table with 5 columns: YEARS, HEAD COACH, WON, LOST, PCT. Lists coaching records from 1902-03 to 2005-Pres. and an overall record.

MEN'S BASKETBALL COACHES (SINCE 1960)

Table with 3 columns: YEARS, HEAD COACH, ASSISTANT COACHES. Lists coaching records from 1959-60 to 2007-08.

POSTSEASON RECORDS

STAN WATTS

- NCAA Overall - 4-10
NIT Overall - 6-2
1950 - NCAA - 1-1
1951 - NCAA - 1-2
NIT - 3-0
1953 - NIT - 0-1
1954 - NIT - 0-1
1957 - NCAA - 1-1
1965 - NCAA - 0-2
1966 - NIT - 3-0
1969 - NCAA - 0-1
1971 - NCAA - 1-2
1972 - NCAA - 0-1

ROGER REID

- NCAA Overall - 2-5
NIT Overall - 1-1
1990 - NCAA - 0-1
1991 - NCAA - 1-1
1992 - NCAA - 0-1
1993 - NCAA - 1-1
1994 - NIT - 1-1
1995 - NCAA - 0-1

FRANK ARNOLD

- NCAA Overall - 3-3
NIT Overall - 0-1
1979 - NCAA - 0-1
1980 - NCAA - 0-1
1981 - NCAA - 3-1
1982 - NIT - 0-1

STEVE CLEVELAND

- NCAA Overall - 0-3
NIT Overall - 3-2
2000 - NIT - 2-1
2001 - NCAA - 0-1
2002 - NIT - 1-1
2003 - NCAA - 0-1
2004 - NCAA - 0-1

LADELL ANDERSEN

- NCAA Overall - 2-3
NIT Overall - 2-1
1984 - NCAA - 1-1
1986 - NIT - 2-1
1987 - NCAA - 0-1
1988 - NCAA - 1-1

DAVE ROSE

- NCAA Overall - 0-1
NIT Overall - 0-1
2006 - NIT - 0-1
2007 - NCAA - 0-1




AAA	
Ron Abegglen	1959-60-61
Jarkko Ahlbom	1996-97-98
Austin Ainge	2003-04-05-06-07
Danny Ainge	1978-79-80-81
Doug Ainge	1974
Von Alleman	1982-83
Glen Allen	1938-39-40
John Allen	2003
Markland Allred	1935-38
John Alstrom	1962-63
Brian Ambrozich	1972-73
Belmont Anderson	1972-73-74
Blaine Anderson	1954-55-56
David Anderson	1997
Greg Anderson	1977-78
Harry Anderson	1955-56-57
Jack Anderson	1956-57
Kenneth Anderson	1924
Steve Anderson	1978-79-80
Lou Andrus	1963
Steve Andrus	1989-90
Brett Applegate	1983-84
Rafael Araujo	2003-04
Jordan Archibald	2000-01
Lance Archibald	1996-97-98-99
Stan Ashby	1962
Alan Astle	1984-87-88-89
David Astle	1990-91-92-93
BBB	
Bryce Bailey	1944-45-46-47
Dave Bailey	1971-72
Maynard Bailey	1945
Clyde Baker	1970-71
Jimmy Balderson	2002-05-06-07
Wilburn Ball	1933
Greg Ballif	1978-79-80-81-82
Mark Ballif	1929-30
Dave Barber	1960
Bruce Barron	1968-69

Gary Batchelor	1961-62-63
Ivan Beem	1947-48-49-50
Doug Beck	1957
Chad Beckstead	1937-38
Ron Bell	1960
John Benson	1955-56-57
Jim Benton	1935
Grant Berges	1995-96-97
Mike Berning	1974
Frank Berrett	1959-60
Sherrell Berrett	1959
Roland Bevell	1960-61
Lowell Biddulph	1925
Mark Bigelow	1999-02-03-04
Nick Bird	1923
Gus Black	1935-36-37
Bill Blumenthal	1962-63-64
Daniel Bobik	2001-02
Ralph Bonham	1953
Malcolm Booth	1938
Danny Bower	1998-99
Ricky Bower	2003-04
Shawn Bradley	1991
Paul Briggs	1989-90
Lloyd Brink	1939-40-41
Eldon Brinley	1928-29-30-31
Rashaun Broadus	2006-07
Walter Brooks	1935-36
Tyrone Brown	1997
Vince Bryan	1988-89
Jay Bunker	1971-72-73
Sam Burgess	2005-06-07
Van Burgess	1953-54-55
Bruce Burton	1961-62-63
CCC	
Nathan Call	1987-88-91-92
Elbert Campbell	1935
Jeff Campbell	1991-95-96-97
Hugh Cannon	1934-35-36
Bobby Capener	1982-83-86-87

Jon Carlisle	2002
Nate Chappell	1999
Jeff Chatman	1985-86-87-88
Jay Cheesman	1974-75-76-77
Larry Cheesman	1977-78
Junior Child	1946-47
Jacob Chrisman	2001
Bryce Christensen	1940-41
Craig Christensen	1976-79-80-81-82
Harold Christensen	1951-52-53
Jack Christensen	1937-38-39
Kurt Christensen	1992-93-94
Todd Christensen	1996-99-00
Lee Christiansen	1930
Fred Clark	1918-19
Randy Clark	1947-48-49
Grig Clawson	1973-74-75
Mark Clausen	1988
Robert Cochran	1985-86
Reed Collins	1926-27-28
Stan Collins	1953-54
Jeff Congdon	1964-65-66
George Cooper	1928-29-30-31
Nathan Cooper	1996-99-00-01
Kresimir Cosic	1971-72-73
Wayne Cottle	1950-51
Bob Craig	1949-50-51
Steve Craig	1976-79-80-81
Jack Cravens	1957-58
Bill Crow	1962-63
Todd Crow	1990
Larry Crowley	1960-61
Dave Crowton	1936
Ralph Crowton	1935-36-39
Sherman Crump	1952-53-54
Ryan Cuff	1993
Lee Cummard	2006-07
DDD	
Dick Dabbling	1946
Jerry Dahlman	1963
Kirk Davidson	1990-91
Bob Davis	1968-69-70
Derek Dawes	2001-04-05-06
Larry DeLaittre	1970
Dee Denzer	1964
Bob Detmers	1937
Willard Devitt	1938
Brian Dignan	1998-99
Buck Dixon	1923-24-25-26
Sanky Dixon	1926-27-28-29
Chris Dowling	1969
Paul Drecksel	1983-84
Jon Dresser	1967-68-69
Jerry Dunn	1918-20-21
Loren Dunn	1951-52
Devin Durrant	1979-80-83-84
Kent Durrant	1949-51
Mark Durrant	1990-93-94-95
EEE	
Jim Eakins	1966-67-68
Gary Earnest	1959-60-61
Dave Eastis	1959-60-61
Valoy Eaton	1958-59-60
Clarence Edwards	1918-19-20
Bud Eggertsen	1940
Joe Ellsworth	2000
Duane Esplin	1941-42-47

Fay Evans	1932-33
Ferd Evans	1932-33
Talmadge Eyre	1998
FFF	
John Fairchild	1964-65
Mel Fawcett	1932
Bryan Fink	1985-86
John Fish	1989-92-93-94
Orville Fisher	1966-67-68
Chad Fister	1996
Alan Frampton	1989-90
Danny Frazier	1979
Bernie Fryer	1971-72
DeRay Fullmer	1947-48-49-50
Frank Fullmer	1940-41-42
Gary Furniss	1981-82-83
GGG	
Dean Gardner	1940-41-42
Mike Gardner	1963-64-65
Morris Gardner	1947
Floyd Garn	1931-32
Alma Garrett	1946-47
Todd Gentry	1990
Earl Giles	1934-35-36-37
Floyd Giles	1941-42-43-46
Lynn Gleave	1958
Elwood Gledhill	1923
Tom Gneiting	1985-86-87
George Gourley	1933
Lee Gourley	1935
R. Clark Greenhalgh	1945-46-49
Tom Griggs	1924
Dick Grimmett	1934
Earl Groesbeck	1925
Holden Gunnett	1935-39
John Gustin	1957-58
HHH	
Ed Hale	1947
Mike Hall	2004-05
Lynn Halvorsen	1929
Lee Hamblin	1943
Brian Hamilton	1998-99
Chris Handy	1998
Mark Handy	1974-75-76-77
Travis Hansen	2001-02-03
Don Hanson	1943
Chauncey Harmon	1925
Irel Hart	1927
Jacob Hawkins	1999
Marty Haws	1985-87-88-89-90
Leon Heaps	1951-52
Don Helm	1958
Mike Herring	1988-89
Mark Heslop	1986-89-90-91-92
Bruce Hill	1959-60
Gary Hill	1965-66-67
Russ Hillman	1949-50-51
Willard Hirschi	1954-55-56
Bryan Hofheins	1995-96
Jim House	1967
Bob Howard	1923-24-25-26
Dan Howard	2000-01-02-03
Doug Howard	1968-69-70
Greg Humphreys	1986-87
Dale Hunt	1941
Jim Hunter	1931-32-33-34
Mel Hutchins	1947-48-50-51



SHAWN BRADLEY

III	
Rags Ingersoll	1924-25-28-29
Bob Inglis	1960
Vuk Ivanovic	2006-07
Ivan Iverson	1937

JJJ	
Elwood Jackson	1922
Gee Jackson	1942
Boyd Jarman	1951-52-53
Ken James	1965-66-67
Hal Jensen	1956-57
Jay Jensen	1947
Jared Jensen	2002-03-04-05
John Jensen	1945
Lawrell Jensen	1930
Bart Jepsen	1998-01-02-03
Bret Jepsen	1995-98-99
Jim Jimas	1965-66-67
Joe Johnson	1932-33-34-35
Lloyd Johnson	1961-62
Lou Johnson	1930-31-32
Dick Jones	1949-50-51
Robert Jones	1991-92
Russ Jones	1957-58
Troy Jones	1973-74-75-76
Craig Jorgensen	1971-72-73


KK	
Keegan Kane	1991
Tom Karren	1952-53-54
Ralph Keeler	1919-22-23
Steve Kelly	1969-70-71
Jim Kelson	1961-62-63
Andy Kimball	1945
Paul Kitchen	1956



JEFF CHATMAN



TRENT WHITING



JEFF CONGDON
DICK NEMELKA

Greg Kite 1980-81-82-83
Nate Knight 2001
Shane Knight 1991-92-93-94-95
Steve Kramer 1964-65-66
LaVar Kump 1936-37-38
Ron Kump 1954
Gene Kunz 1961-62

LLL

Timo Lampen 1961
Dean Larsen 1952-53-54
Russell Larson 1992-93-94-95
Vance Law 1975-76-77
Veryl Law 1974-75-76-77
Luiz Lemes 2003-04
Drew Leonard 1937
Malcolm LeSueur 1932-33
Dave Lewis 1954-55-56
John Lewis 1963
Kari Liimo 1967-68-69
Shawn Lindquist 1993-94
Chick Little 1946-47
John Lloyd 1990
Wesley Lloyd 1924-25-26
Matt Lohner 1995-96
Paul Loveday 1966-67
Terrell Lyday 2000-01
Chris Lynch 1988
Walter Lyons 1935
Marty Lythgoe 1967-68-69

MMM

Gavin MacGregor 2007
Mac Madsen 1954-58-59
McRay Magleby 1930-31
Russell Magleby 1928-29-30-31
Fernando Malaman 2006-07
Jack Mannion 1961
Nick Mateljan 1953-54-55
Anthony Matthews 1985-86
LeRoy Maughan 1966-69-70
Mike Maxwell 1980-82
Mike May 1977-78
Dave McGuire 1978-79-81
Emerson McOmber 1933
Jim McIntyre 1960
Garner Meads 2001-04-05
Steve Merta 1962
Mark Michaelis 1999
Chris Miles 2005
Gary Miles 1957-58-59
Paul Millar 1963-64
Jared Miller 1991-92-93
Jim Miller 1969-70-71
Mark Miller 1960-63-64
Floyd Millet 1933
Duard Millett 1943

Wayne Millett 1935
Roland Minson 1949-50-51
John Moala 1997
Matt Montague 1997-00-01-02
Scott Moon 1990-91
Tim Mould 1976
Ben Murdock 2007
Bert Myers 1959-60

NNN

Nick Nakic 1977
Terry Nashif 2002-03-04-05
Ross Neilson 1923
Byron Nelson 1931-32-33-34
Joe Nelson 1947-48-49-50
Dick Nemelka 1964-65-66
John Nicoll 1958-59
David Nielsen 1999-00
Eric Nielsen 1997-00-01-02
Gifford Nielsen 1974-75
Kevin Nielsen 1978-79-82-83-84
Stan Nielsen 1940-41
Chris Nikchevich 1983-84-85
Kevin Nixon 1992-93
Reed Noble 1975-76



TIMO
SAARELAINEN

Ralph Olsen 1951-52
Roy Olsen 1945-46-47
Bob Orr 1941-42-43
Misho Ostarcevic 1976-77
Clarence Osterhues 1949-50
Don Overly 1940-41
Dick Owen 1947

PPP

Paul Packard 1922-23-24-25
Albert Page 1919-20
Bill Pardoe 1938
Averian Parrish 1986
Lynn Parsons 1967-68-69

Truman Partridge 1922-23
Herschel Pederson 1954-55-56
Marty Perry 1983-84-85
Jared Peterson 1998
Morris Peterson 1953-54
Rolfe Peterson 1942-46
Russ Peterson 1956-57-58-59
Ed Pinegar 1954-55-56
Jesse Pinegar 2001-02
Trent Plaisted 2005-06-07
Alan Pollard 1983-85-86
Carl Pollard 1984-85
Wendell Poulson 1927
Pete Prusse 1947
Thomas Pyne 1920

QQQ

Bob Quinney 1963-64-65

RRR

Gary Radunich 1970
Lloyd Rasmussen 1954-55
Mahlon Rasmusson 1943
Craig Raymond 1965-66-67
Mark Reeve 1927-28-29-30
Fenton Reeves 1920
Brock Reichner 2005-06
Randy Reid 1990-93-94-95-96
Robbie Reid 1994-95
George Rekoutis 1964
Dale Rex 1941-42-43
Keith Rice 1978-79
Bob Ricks 1957
Doug Richards 1972-73-74
Frosty Richards 1924-25-26-27
Harry Richards 1918-19-20-21
Joe Richey 1951-52-53
Grant Richins 1943
Vir Richins 1938-39
Silester Rivers 1999-00
Charles Roberts 1937-38
Fred Roberts 1979-80-81-82
Glen Roberts 1977-78-79
Kenneth Roberts 1991-94-95-96
Marc Roberts 2000-03-04
Neil Roberts 1965-66-67
Burl Robison 1930-31-32-33
Elwood Romney 1930-31-32-33
Golden Romney 1923-24-25-26
Jerry Romney 1950-51-52
Mike Rose 2004-05-06-07
Lynn Rowe 1955-56-57
Owen Rowe 1927-28-29
Bill Ruffner 1964-66
Bryon Ruffner 1996
Paul Ruffner 1969-70
Scott Runia 1977-78-79-80

SSS

Timo Saarelainen 1981-82-83-84-85
Nick Sanderson 1992-93
Kevin Santiago 1989-90
Mark Santiago 1991-92
Kalevi (Moni) Sarkalahti 1971-72-73
LaVon Satterfield 1950
Randy Schouten 1966-67-68
Steve Schreiner 1988-89-90-91
Ron Selleaze 1998
Ty Shippen 2001
Jake Shoff 2003-04
Ernest Shumway 1918
Rickey Shumway 1959
Don Simmons 1927

Glen Simmons 1918-22
Scott Sinek 1982-83-84-85
Bob Skousen 1959-62-63
Clarence Skousen 1927-28-29
Michael Smith 1984, 87-88-89
Don Snow 1940-41-42
Greg Snow 1972-73-74-75
Bill Snow 1921-27
Scott Sonnenberg 1997
Meade Squire 1946-47
Jim Spencer 1959
Jon Stanley 1964-65
George Staples 1930
Ron Steinke 1960-61-62-63
Tom Steinke 1955-56-57
Neil Stephens 1953
Brent Stephenson 1986-87
Reed Stewart 1923-24-25
Chris Stock 1996
Earl Sumsion 1918
Russell Swenson 1921-22-26

TTT

Nick Taggart 1997-00
Jonathan Tavernari 2007
Alan Taylor 1977-78-79-80
Brian Taylor 1983-84-87-88
Snide Taylor 1924
John Taylor 1953-54
Terry Tebbs 1954-55-56
Roy Thacker 1957-58-59
Ted Thiel 1947-48-49
Cy Thompson 1943
Jay Thompson 1994-95-96
Jermaine Thompson 1996
Paul Thompson 1945
Verne Thompson 1976-77
Paul Thorn 1929
Dick Thorne 1952
James Thorne 1951
Phil Tollestrup 1970-71-72
Michael Tompson 1997
Byron Toone 1950
Andy Toolson 1985, 88-89-90
Bill Treu 1958
Gary Trost 1988-91-92-93
Steve Trumbo 1979-80-81-82
Marlow Turpin 1935-36-37

UUU

Jim Usevitch 1983-84-87-88

VVV

Veikko Vainio 1969-70-71
Don Volpi 1958
Michael Vranes 1997-99-00-01

WWW

Brent Wade 1986-87

Brady Walker 1942-43-46-47
Bud Walker 1929
Scott Warner 1967-68-69-70
Stan Watts 1937-38
Richie Webb 1981-84-85-86
Justin Weidauer 1992-95-96-97-98
Joe Weight 1946-47-48-49
Ken Weight 1920-21-22
Fred Weimer 1939-40-41
Neil Welling 1943-44-45
Mekeli Wesley 1998-99-00-01
Vern Whatcott 1949-50
Jack Whipple 1947-48-49-50
Trent Whiting 2001
Jay Whitman 1932-33-34-35
Craig Wilcox 1994-95
Mel Wilkes 1956-57-58


JAKE SHOFF



Chris Williams 1974-75-76
Frank Willis 1919
Bob Wilson 1961-62
Joe Winters 1943
David Wolfe 1988-89
Kevin Woodberry 2003-04
Frank Wright 1935-36
Leslie Wright 1927-28-29
Paul Wyatt 1963-64

YYY

Robbie Yates 1997-98
Ike Young 1923
Keena Young 2005-06-07



VRANES, RIVERS, LYDAY



BYU NCAA TOURNAMENT RESULTS



1950 (final 8 finish)
 Western Regional Semis (Kansas City)
 Baylor 56, BYU 55
 Western Consolation (Kansas City)
 BYU 83, UCLA 62

1951 (final 8 finish)
 West First Round (Kansas City)
 BYU 68, San Jose State 61
 West Regional Semifinals (Kansas City)
 Kansas State 64, BYU 54
 West Regional Consolation (Kansas City)
 Washington 80, BYU 67

1957 (final 16 finish)
 *first-round bye
 West Regional Semifinals (Corvallis, Ore.)
 California 86, BYU 59
 West Regional Consolation (Corvallis, Ore.)
 BYU 65, Idaho State 54

1965 (final 16 finish)
 *first-round bye
 West Regional Semifinals (Provo, Utah)
 UCLA 100, BYU 76
 West Regional Consolation (Provo, Utah)
 Oklahoma City 112, BYU 102

1969
 West First Round (Las Cruces, N.M.)
 New Mexico State 74, BYU 22

1971 (final 16 finish)
 West First Round (Logan, Utah)
 BYU 91, Utah State 82
 West Reg. Semifinals (Salt Lake City)
 UCLA 91, BYU 73
 West Reg. Consolation (Salt Lake City)
 Pacific 84, BYU 81

1972
 West First Round (Pocatello, Idaho)
 Long Beach State 95, BYU 90

1979
 *first-round bye
 West Second Round (Tucson, Ariz.)
 (4) San Francisco 86, (5) BYU 63

1980
 *first-round bye
 West Second Round (Ogden, Utah)
 (6) Clemson 71, (3) BYU 66

1981 (final 8 finish)
 East Regional (Providence, R.I.)
 (6) BYU 60, (11) Princeton 51
 (6) BYU 78, (3) UCLA 55
 East Regional Semifinals (Atlanta)
 (6) BYU 51, (2) Notre Dame 50
 West Regional Finals (Atlanta)
 (1) Virginia 74, (6) BYU 60

1984
 Midwest Regional (Birmingham, Ala.)
 (8) BYU 84, (9) UAB 68
 (1) Kentucky 93, (8) BYU 68

1987
 SE First Round (Birmingham, Ala.)
 (7) New Orleans 83, (10) BYU 79

1988
 Midwest Regional (Birmingham, Ala.)
 (4) BYU 98, (13) NC-Charlotte 92 (OT)
 (5) Louisville 97, (4) BYU 76

1990
 East First Round (Hartford, Conn.)
 (5) *Clemson 49, (12) BYU 47
 *win later vacated by the NCAA

1991
 West First Round (Salt Lake City)
 (10) BYU 61, (7) Virginia 48
 West Second Round (Salt Lake City)
 (2) Arizona 76, (10) BYU 61

1992
 West First Round (Boise, Idaho)
 (7) LSU 94, (10) BYU 83

1993
 Midwest First Round (Chicago)
 (7) BYU 80, (10) SMU 71
 Midwest Second Round (Chicago)
 (2) Kansas 90, (7) BYU 76

1995
 Midwest First Round (Memphis, Tenn.)
 (9) Tulane 76, (8) BYU 70



2001
 West First Round (San Diego)
 (5) Cincinnati 84, (12) BYU 59

2003
 South First Round (Spokane, Wash.)
 (5) Connecticut 58, (12) BYU 53


2004
 Phoenix Bracket (Denver)
 (5) Syracuse 80, (12) BYU 75

2007
 South First Round (Lexington, Ky.)
 (9) Xavier 79, (8) BYU 77

22 NCAA APPEARANCES



In the 1981 NCAA Tournament, the Cougars advanced to the Elite Eight where they took on All-American Ralph Sampson and the Virginia Cavaliers. After beating Princeton, UCLA and Notre Dame earlier in the tournament, the Cougars, led by Greg Kite, Fred Roberts and Danny Ainge, were finally eliminated by the Cavaliers in the Elite Eight.





NIT APPEARANCES

1951

BYU 75, St. Louis 58
BYU 69, Seton Hall 59
BYU 62, Dayton, 43 (NIT Final)

1953

Niagara 82, BYU 76

1954

St. Francis PA 81, BYU 68

1966

BYU 90, Temple 78
BYU 97, Army 60
BYU 97, NYU 84 (NIT Final)

1982

Washington 66, BYU 63

1986

at BYU 67, SMU 63
at BYU 93, Cal-Irvine 80
at Ohio State 79, BYU 68

1994

at BYU 74, Arizona St. 67
at Fresno St. 68, BYU 66

2000

at BYU 81, Bowling Green 54
at BYU 82, Southern Illinois 57
at Notre Dame 64, BYU 52

2002

at BYU 78, UC Irvine 55
at Memphis 80, BYU 69

2006

at Houston 77, BYU 67

OVERALL RECORD

NIT 12-8 (10 years)
(Champions 1951, 1966)



COUGARS EARN NATIONAL TITLES IN 1951 AND 1966

In 1951, the Cougars defeated Dayton in the championship game of the National Invitational Tournament. After the win, BYU accepted an invitation to the NCAA Tournament, which at the time was not yet recognized as the decisive tournament for the country's best team. As the nation's champions, the Cougars finished 28-9 with the most wins in BYU basketball history. Not only is it impressive that BYU won the national title and so many games, but it is even more amazing that they did so without a home court. With the Smith Fieldhouse under construction, BYU split its "home games" between Springville High's gymnasium and the University of Utah. Head coach Stan Watts guided the Cougars to the national title in only his second year at the helm. Watts had the help of Mel Hutchins, who became the first Cougar to be named a first-team All-American and went on to win Rookie of the Year in the NBA in the 1952-53 season.

In 1966, the Cougars finished as a 20-game winner with their final game against NYU in the championship game of the National Invitational Tournament. Playing in a packed Madison Square Garden, the No. 1-ranked Cougars outplayed NYU, leading 48-43 at halftime and never looking back. With star Dick Nemelka on the bench with four fouls, the Cougars turned to junior center Craig Raymond and junior forward Gary Hill. Hill and Raymond, non-starters going into the tournament, led the high-scoring Cougar offense with 21 points each. Steve Kramer added 20 points to make the third Cougar with 20 or more points and the fifth Cougar to score in double digits. The win




1951 NIT CHAMPIONS



over the Violets marked the second NIT championship for both BYU and head coach Stan Watts. The season was the highest scoring in Cougar history. BYU averaged 95.5 points per game while hitting 50 percent of its shots. In the NIT final the Cougars shot 59 percent while

handling NYU. Former coach of the Boston Celtics, Red Auerbach, commented on BYU at the championship, saying, "BYU simply overpowered them. They (the Cougars) outplayed them all over the court."




1966 NIT CHAMPIONS





YEAR	TOURNAMENT	PLC.	REC.
1949-50	Rocky Mtn. Conf.	1st	3-0
	Los Angeles Inv.	4th	1-1
	NCAA	4th	1-1
1950-51	Rocky Mtn. Conf.	2nd	2-1
	NIT	1st	3-0
	NCAA	4th	1-2
1951-52	Sugar Bowl	4th	0-2
1952-53	Dixie Classic	2nd	2-1
	NIT		0-1
1953-54	Holiday Festival	3rd	2-1
	NIT		0-1
1955-56	Motor City	1st	2-0
1956-57	Holiday Festival	3rd	2-1
	NCAA Regional	3rd	1-1
1958-59	Queen City	4th	0-2
1959-60	Hurricane	3rd	1-1
1960-61	Poinsettia	3rd	1-1
1962-63	Quaker City	2nd	2-1
1963-64	Far West	2nd	2-1
1964-65	All-College	3rd	2-1
	NCAA Regional	4th	0-2
1965-66	Quaker City	5th	2-1
	NIT	1st	3-0
1966-67	Holiday Festival	6th	1-2
1967-68	All-College	2nd	2-1
1968-69	Cable Car Classic	4th	0-2
	Far West Classic	3rd	2-1
	NCAA Regional		0-1
1969-70	Quaker City	5th	1-2
1970-71	NCAA Regional	4th	1-2
	Rainbow Classic	2nd	2-1
1971-72	Cougar Classic	1st	2-0
	Jayhawk Classic	3rd	1-1
	Old Dominion	3rd	1-1
	NCAA Regional		0-1
1972-73	All-College	2nd	2-1
1973-74	Far West Classic	4th	2-1
1975-76	Cougar Classic	2nd	1-1
	Old Dominion	1st	2-0
1976-77	Cougar Classic	1st	2-0
	All-College	3rd	2-1
1977-78	Cougar Classic	4th	0-2
	Rainbow Classic	7th	1-2
1978-79	Cougar Classic	1st	2-0
	Pillsbury Classic	3rd	1-1
	NCAA Regional		0-1
1979-80	Cougar Classic	1st	2-0
	Far West Classic	3rd	2-1
	NCAA Regional		0-1
1980-81	Cougar Classic	1st	2-0
	Volunteer Classic	2nd	1-1
	NCAA Regional		3-1
1981-82	Cougar Classic	1st	2-0
	NIT		0-1
1982-83	Cougar Classic	3rd	1-1
	Holiday Festival	4th	0-2
1983-84	Cougar Classic	3rd	1-1
	Kentucky Inv.	2nd	2-1
	WAC		0-1
	NCAA Regional		1-1
1984-85	Stanford Inv.	3rd	1-1
	Cougar Classic	1st	2-0
	Cotton States	3rd	1-1
	WAC		0-1
1985-86	Cactus Klassic	3rd	1-1
	Cougar Classic	2nd	1-1




Travis Hansen led BYU with 21 points and two blocks in a 58-53 loss to Connecticut in the first round of the 2003 NCAA Tournament.


	WAC		0-1
	NIT		2-1
1986-87	Coca-Cola NIT Classic		0-1
	Cougar Classic	2nd	1-1
	Cable Car Classic	1st	2-0
	WAC		1-1
	NCAA		0-1
1987-88	Cougar Classic	1st	2-0
	WAC		1-1
	NCAA		1-1
1988-89	Lapchick	2nd	1-1
	Cougar Classic	2nd	1-1
	WAC		0-1
1989-90	Cougar Classic	1st	2-0
	WAC		0-1
	NCAA		0-1
1990-91	Big Apple NIT		0-1
	Cougar Classic	2nd	1-1
	Holiday Festival	4th	0-2
	WAC	1st	3-0
	NCAA		1-1
1991-92	Cougar Classic	1st	2-0
	Red Lobster Classic	3rd	1-1
	WAC	1st	3-0
	NCAA		0-1
1992-93	Cougar Classic	1st	2-0
	Maui Invitational	2nd	2-1
	Far West Classic	4th	0-2
	WAC		1-1
	NCAA		1-1
1993-94	Tournament of Champions	2nd	1-1
	Cougar Classic	1st	2-0
	WAC	2nd	2-1
	NIT		1-1
1994-95	Alaska Shootout	2nd	2-1
	Cougar Classic	1st	2-0
	Cable Car Classic	1st	2-0
	WAC		0-1
	NCAA		0-1
1995-96	Cougar Classic	1st	2-0
	WAC		0-1

1996-97	Cougar Classic	4th	0-2
1997-98	Cougar Classic	1st	2-0
	Rainbow Classic		1-2
	WAC		0-1
1998-99	Cougar Classic	1st	2-0
	WAC		1-1
1999-00	Cougar Classic	1st	2-0
	MWC	2nd	2-1
	NIT		2-1
2000-01	Yahoo Sports Invitational	4th	1-2
	MWC	1st	3-0
	NCAA		0-1
2001-02	Las Vegas Showdown		1-0
	MWC		0-1
	NIT		1-1
2002-03	Paradise Jam @ U.S. Virgin Islands		3-0
	MWC		1-1
	NCAA		0-1
2003-04	Cable Car Classic		2-0
	MWC		1-1
	NCAA		0-1
2004-05	Maui Invitational		1-2
	MWC		0-1
2005-06	MWC		0-1
	NIT		0-1
2006-07	BYU Holiday Classic	1st	3-0
	MWC	2nd	2-1
	NCAA		0-1

(22 NCAA Appearances: 11-25)
(10 NIT Appearances: 12-8)

BYU appeared in its 21st NCAA Tournament in 2004 against defending national-champion Syracuse. The Cougars played strong and jumped out to an 11-point lead in the first half, but Gerry McNamara's nine three-pointers and 43 points helped Syracuse slip past BYU.






ALL-TIME HONORS



DANNY AINGE

1981 NCAA Player of the Year



Known for his feisty, hard-nosed playing style, Danny Ainge has become one of the most famous athletes to graduate from BYU.

During his four-year career as a Cougar, Ainge was a Consensus All-American, a two-time first-team Academic All-American, the WAC Player of the Year and a four-time All-WAC selection. He set an NCAA record with 112 consecutive games scoring in double digits and broke the BYU and WAC all-time scoring records with 2,467 points.

As a senior in 1981, Ainge led BYU to the 1981 Eastern Regionals. He concluded his senior season by winning the Eastman Award as well as the John Wooden Award — given annually to the top collegiate basketball player in the nation.

Ainge beat out Isiah Thomas (Indiana), Sam Bowie (Kentucky), Mark Aguirre (DePaul), Ralph Sampson (Virginia) and Steve Johnson (Oregon State) to win the Wooden Award. In doing so, he became the fifth winner of the award, joining Marques Johnson, Larry Bird, Phil Ford and Darrell Griffith.

As a two-sport star, Ainge was drafted by both the Toronto Blue Jays for baseball and the Boston Celtics (31st pick) for basketball. After playing four seasons with the Blue Jays, he chose to pursue an NBA career. Ainge was a member of the Celtics' 1984 and 1986 Championship teams and played in six NBA finals with three different teams (Boston, Portland and Phoenix). He also played for the Sacramento Kings. He became only the third player in NBA history to make 1,000 three-point field goals, finishing his 14-year career with 1,002.

Ainge played in 193 NBA playoff games, which was second all-time (Kareem Abdul-Jabbar, 237) when he retired. He is still third all-time, behind only Jabbar and Robert Horry, and ahead of Magic Johnson, Robert Parrish, John Havlicek and Bill Russell to name a few.

After retiring in 1995, Ainge was an NBA basketball television analyst for Turner Broadcasting for one year before the Phoenix Suns brought him back to the organization as an assistant head coach. Just eight games into the season, he was promoted to head coach and guided his club to a 40-34 record after the team started the season 0-8. He spent the next two-plus seasons as head coach of the Suns and compiled a 136-90 (.602) record before stepping down on December 13, 1999. He then returned for three more seasons with Turner Broadcasting before returning to the Boston Celtics in May 2003 as the Executive Director of Basketball Operations.

His son Austin played on the BYU basketball team from 2003-07. Ainge was inducted into the GTE Academic All-America Hall of Fame in May 2000 and honored with the prestigious NCAA Silver Anniversary Award in January 2006.



DANNY AINGE COLLEGE HONORS

- Eastman Award (1981 Player of the Year NABC)
- John Wooden Award
- MVP NABC All-Star Game
- Naismith All-America First Team
- NBA Coaches All-America First Team
- NABC (Kodak-Coaches) All-America First Team
- Associated Press All-America First Team
- Basketball Writers Association All-America First Team
- United Press International All-America First Team
- The Sporting News All-America First Team
- Pizza Hut First Team
- District 7 Player of the Year
- Western Athletic Conference Player of the Year
- Four-time All-WAC selection
- Two-time Academic All-America Team

OTHER COLLEGE ACCOMPLISHMENTS

- Set NCAA record with 112 consecutive games scoring in double figures
- Finished in NCAA top-20 career points leaders
- Finished as WAC's career scoring leader
- WAC record-holder in seven other categories
- Set three BYU season scoring records and seven career marks
- His 40 points is the most scored by a BYU player in the Marriott Center



DANNY AINGE JERSEY RETIREMENT 2003

With a capacity crowd of 22,702 on hand, Danny Ainge was honored on March 8, 2003, by being the first-ever BYU basketball player to have his jersey retired in the 100-year history of the program. His No. 22 jersey will forever hang from the rafters of the Marriott Center.

"It's just a great honor," Ainge said. "BYU was the greatest time of my life. It's just great to be a part of BYU basketball. I don't know why mine is the first to go up. There were a lot of great players before me. Hopefully this is just the start."

Then-BYU president Merrill J. Bateman said, "The standard has been set very high. We hope there will be more." Ainge's jersey, not his number, was retired, which means future players may still have the option to wear No. 22.

The ceremony, which took place during halftime of BYU's game against Colorado State, started with a video clip of Ainge's famous coast-to-coast, last-second basket to beat Notre Dame in the 1981 NCAA Tournament. Then-men's athletics director Val Hale shared some of Ainge's accomplishments, which included being named college basketball player of the year in 1981, playing professional baseball with the Toronto Blue Jays and winning two basketball championships with the Boston Celtics.

One of Ainge's former teammates, Scott Runia, said they used to call Ainge "clout" because he brought the team clout. They called him "clutch" because he made the play when it counted. They called him "smooth" because Danny won the heart of Michelle Toolson, Ainge's wife. But most importantly, they called him a friend.



DANNY AINGE CAREER STATS

YEAR	GP	GS	MIN	AVG	FG	FGA	PCT	FT	FTA	PCT	REB	AVG	PF	FO	A	AVG	TO	BLK	STL	AVG	PTS	AVG
1977-78	30	30	1140	38.0	243	473	.514	146	169	.864	173	5.8	113	9	158	5.3	104	6	60	2.0	632	21.1
1978-79	27	27	922	34.1	206	376	.548	86	112	.768	102	3.8	87	3	122	4.5	100	8	46	1.7	498	18.4
1979-80	29	29	984	33.9	229	430	.533	97	124	.782	114	3.9	91	4	132	4.6	72	3	43	1.5	555	19.1
1980-81	32	32	1212	37.9	309	596	.517	164	199	.824	152	4.8	102	3	127	4.0	103	4	46	1.4	782	24.4
Totals	118	118	4258	36.0	987	1875	.526	493	605	.815	541	4.6	393	19	539	4.6	379	21	195	1.7	2467	20.9



Few players in BYU history have been able to capture the hearts of Cougar fans like Kresimir Cosic did from 1970-73. The 6-foot-11 center from Zadar, Yugoslavia, entertained fans during his stellar career with his enthusiastic, guard-like play.

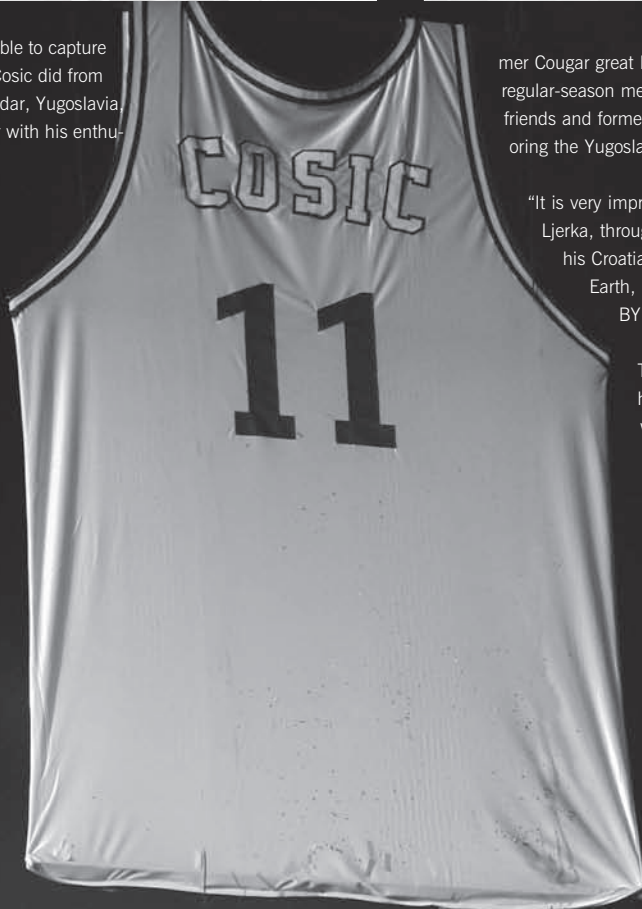
Whether it was leading the fastbreak, dribbling between his legs or shooting a sky-hook, Cosic's enthusiasm and on-the-court antics endeared him to almost everyone who saw him play. During his career at BYU, Cosic used his versatile inside-outside game to lead the Cougars in scoring (23.3 points per game) and rebounding (12.8 rebounds per game) as a junior and again as a senior (20.2 ppg, 9.5 rpg). His unselfish attitude also helped him to lead his team in assists.

He ranks second on BYU's all-time rebounding list with 919, an average of 11.6 per game, and fourth all-time with a 19.1 career scoring average while recording a BYU-record 47 double-doubles. Behind the play of Cosic, the Cougars won two WAC titles and reached the NCAA Regional Tournament in 1971 and 1972.

Cosic was a three-time first-team All-WAC selection and earned All-America accolades following his junior season. He likely would have been a four-year award winner but freshmen were not allowed to play on varsity.

Upon graduation, Cosic became very involved with basketball throughout Europe. He played on four Olympic teams with his native land of Yugoslavia, winning a gold medal in 1980 and two silver medals in 1968 and 1976. He ended his career as the all-time Croatian scoring leader and went on to coach the Yugoslavian National Team for many years.

His national and international accomplishments led to his induction into the Basketball Hall of Fame in Springfield, Mass., on May 6, 1996, making Cosic just the second Cougar to receive the prestigious honor,



along with coach Stan Watts, and the only BYU player. He is also a member of the Utah Basketball Hall of Fame, inducted in 2001.

In September of 1992, Cosic was appointed as the Croatian Deputy Ambassador to the United States. He and his family lived in Washington D.C where he performed his diplomatic duties in the same excellent manner in which he played basketball.

On May 25, 1995, Cosic lost his battle against the toughest opponent of his career – cancer. In the 46 years prior to his death, Cosic became one of the most influential and well-known of all European basketball players. He left behind the legacy and credit of being the individual that first introduced the American game of basketball to Europe.

BYU retired the No. 11 jersey of former Cougar great Kresimir Cosic in an historic event at halftime of BYU's last regular-season men's basketball game on March 4, 2006. Cosic's family, friends and former teammates were on hand to witness the ceremony honoring the Yugoslavian native who succumbed to cancer in 1995.

"It is very impressive that Kreso is not forgotten here," said Cosic's wife Ljerka, through her daughter, Ana. "Kreso never forgot Provo. He loved his Croatia and always spoke of it as the most beautiful place on Earth, but Provo forever remained his second home. Provo and BYU marked his life and career."

The ceremony began with a video presentation featuring highlights of Cosic's career as well as interviews with those who knew, played with and coached the father of basketball in Croatia. Emotions ran high as Cosic's wife and three daughters were presented to the season-high crowd of 20,732, who broke into chants of "Cosic" that shook the rafters.

Former teammate Steve Kelly, representing all of Cosic's former teammates, fondly recounted his playing days with Cosic, calling the Cougars' second-leading rebounder and scorer all-time a guard trapped in a 6-foot-11 body. Former BYU coach Glenn Potter, who was an assistant during Cosic's first two years on the varsity team before taking the helm of the BYU program for Cosic's final season, also spoke on behalf of the coaching staff. He remembered Cosic turning down offers from the Los Angeles Lakers and the Boston Celtics to return to his native country and play on the Yugoslavian National Team for just \$250 dollars a week.



"To him, basketball was simply the means to a greater end of serving his Father in Heaven," said Potter. "He was a great man, a great basketball player and a wonderful ambassador for his country and the Church."

President Thomas S. Monson, a member of the First Presidency of The Church of Jesus Christ of Latter-day Saints, then spoke of Cosic's dedication to the Church, recalling Cosic ducking to enter the door of Monson's office for interviews and translating the Book of Mormon into his native language. The festivities concluded with a stirring message from Cosic's wife Ljerka, read by their daughter, Ana, on behalf of the family. Ljerka, along with her daughter Iva and son Kresimir, traveled from Croatia to attend the event but was too overwhelmed to speak so Ana, who recently graduated from BYU, delivered her words. Cosic's jersey was then unveiled from the rafters on the west end of the Marriott Center to chants of "Cosic" from the crowd.



KRESIMIR COSIC

BASKETBALL HALL OF FAME INDUCTEE



Few players in BYU history have been able to capture the hearts of Cougar fans like Kresimir Cosic did from 1970-73. The 6-foot-11 center from Zadar, Yugoslavia, entertained fans during his stellar career with his enthusiastic, guard-like play.

Whether it was leading the fastbreak, dribbling between his legs or shooting a sky-hook, Cosic's enthusiasm and on-court antics endeared him to almost everyone who saw him play.

During his career at BYU, Cosic used his versatile inside-outside game to lead the Cougars in scoring (23.3) and rebounding (13.0) as a junior and again as a senior (20.2 points per game). His unselfish attitude helped him to lead his team in assists.

He ranks second on BYU's all-time rebounding list with 919, an average of 11.6 per game, and fourth all-time with a 19.1 career scoring average while recording a BYU-record 47 double-doubles. He was a three-time first-team All-WAC selection and an All-American his junior and senior years. He likely would have been a four-year all-conference award winner but freshmen at that time were not allowed to play on varsity. Behind the play of Cosic, the Cougars won two WAC titles and reached the NCAA Regional Tournament in 1971 and 1972.

Upon graduation, Cosic became very much involved with basketball throughout Europe. He played on four Olympic teams with his native land of Yugoslavia, winning a gold medal in 1980 and two silver medals in 1968 and 1976. He ended his career as the all-time Croatian scoring leader and went on to coach the Yugoslavian national team for many years.


His national and international accomplishments led to his induction into the Basketball Hall of Fame in Springfield, Mass., on May 6, 1996, making Cosic just the second Cougar to receive the prestigious honor and the only BYU player. He is also a member of the Utah Basketball Hall of Fame, inducted in 2001.

In September of 1992, Cosic was appointed as deputy ambassador for Croatia to the United States. He and his family lived in Washington D.C where he performed his diplomatic duties in the same excellent manner in which he played basketball.

On May 25, 1995, Cosic lost his battle against the toughest opponent of his career – cancer. During his 46 years on earth, Cosic became one of the most influential and well-known of all European basketball players. He left behind the legacy and credit of being the individual that first introduced the American game of basketball to Europe.

During the 2005 NCAA Men's Basketball Tournament, CBS Television analyst Billy Packer singled out Cosic while discussing the quality of international players playing college basketball. Said Packer, "Kresimir Cosic, who played at BYU, was really the first great international player to play college basketball in the United States."

Cosic played in BYU's first game on the Marriott Center floor in 1971. His No. 11 jersey was retired by BYU on Mar. 4, 2006 in a halftime ceremony with 20,732 fans in attendance, which was also the last time the original Marriott Center floor was used before being replaced during the summer of 2006.





STAN WATTS

BASKETBALL HALL OF FAME INDUCTEE

When considering the most influential individuals in BYU basketball history, Stan Watts has to be placed at the top of the list. During his 23 years at the helm of the Cougar basketball program, Watts led his teams to two NIT National

Championships (1951, 1966) and oversaw the construction of the George Albert Smith Fieldhouse and the Marriott Center.

His nationally recognized accomplishments led to his induction into the Basketball Hall of Fame in Springfield, Mass., on March 6, 1986, making him the first Cougar to receive the prestigious honor. Watts finished his career after the 1971-72 season with an overall record of 371-254 (.594).

He was a member of the NCAA's Rules Committee, served as president of the National Association of Basketball Coaches and chaired the U.S. Olympic Basketball Committee in 1976. Watts also served six years as BYU's athletic director and spent time on the Cougar football and baseball coaching staffs.

Even more impressive than his remarkable accomplishments as a coach is his impeccable character as a human being. He is respected by coaches, fans and players alike for his conduct both on and off the court.

"His won-loss record speaks very well for the kind of coach he was," said former player Harold Christensen, who played for Watts on the 1951 championship team. "His reputation among his fellow coaches suggests how much they respected him. He still has that and is still honored in the community in which he coached."


Always a fighter, Watts overcame a rare form of cancer in 1971—only the fourth-known case of this type of cancer in medical history. Despite the fact that the other three individuals died, Watts refused to give up. After 14-hours of surgery and a two-month stay in the hospital, Watts returned to coach his team to a WAC Championship the following year.

Known for his fast-break style of offense, Watts remained an avid Cougar fan. He once said, "It has always been our contention that the average basketball fan likes to see fast-scoring, speedy, exciting basketball."

By looking around the Marriott Center during a Cougar game, there are hints that Watts has been there. The glass-encased exhibit in the halls outside the arena pays tribute to one of the greatest coaches and individuals ever to grace the sidelines of a BYU athletic contest — as do the two NIT Championship banners and the WAC title banners from 1965, 1967, 1969, 1971 and 1972.

"The greatest tribute I can pay to Stan Watts," said retired Senior Associate Athletic Director Pete Witbeck, who was BYU's NCAA compliance officer and former assistant to Watts for many years, "is he's truly a man of God. He's always been a gentleman and great man. You don't see that very often."


Watts passed away April 6, 2000, at the age of 88.





BYU'S ALL-AMERICANS

PLAYER	POS.	HT.	YEAR	RECOGNITION
Elwood S. Romney			1931	Helms (1st), College Humor (3rd), Consensus
			1932	Helms (1st)
Joe Nelson	F	6-3	1948	Helms (2nd), GlobeTrotters Tour
Mel Hutchins	C	6-5	1951	Helms (1st), Sporting News (1st), Converse Yearbook (1st), Look Magazine (1st), INS (1st), UPI (3rd), AP (3rd)
Roland Minson	F	6-0	1951	Converse Yearbook (4th)
Joe Richey	F	6-1	1953	Colliers (2nd), INS (2nd), Look Magazine (2nd), Helms (3rd)
Dean Larsen	F	6-2	1954	Helms (2nd)
Terry Tebbs	G	5-9	1956	UPI Little (1st)
Tom Steinke	G	5-10	1957	UPI Little (1st), Helms (2nd)
John Fairchild	C	6-8	1965	Helms, NABC (3rd)
Dick Nemelka	G	6-0	1966	Helms, Converse Yearbook (1st), USBWA (1st), NABC (3rd)
Kresimir Cosic	C	6-11	1972	Helms, Converse Yearbook (2nd), UPI (3rd), NABC (4th)
			1973	Helms, NABC (4th), Citizen Saving Athletes Foundation
Danny Ainge	G	6-5	1978	UPI (HM)
			1979	NABC (4th)
			1980	Helms, NABC (3rd), Academic (1st)
			1981	Consensus, Helms, AP (1st), NABC (1st), UPI (1st), Sporting News (1st), Converse Yearbook (1st), Basketball Times (1st), Wooden Award, Eastman Award, USBWA (2nd), Academic (1st)
Devin Durrant	F	6-7	1983	Academic (1st)
			1984	Wooden (1st), AP (2nd), NABC (2nd), USBWA (2nd), Sporting News (2nd), Basketball Times (2nd), UPI (3rd)
Michael Smith	F	6-10	1987	Academic (1st)
			1988	USBWA (2nd), UPI (2nd), Basketball Times (2nd), AP (3rd), Basketball Weekly (3rd), Sporting News (HM), Academic (1st)
			1989	Academic (1st)
Jeff Chatman	F	6-6	1988	Sporting News (HM)
Andy Toolson	F	6-6	1990	Academic (1st)
Shawn Bradley	C	7-6	1991	Basketball Times Freshman (1st)
Nate Call	G	6-0	1992	AP (HM)
Gary Trost	C	6-10	1993	AP (HM)
Randy Reid	G	6-2	1994	Academic (3rd)
Russell Larson	F	6-11	1995	Academic (1st)
Mekeli Wesley	F	6-9	2001	AP (HM)
Rafael Araujo	C	6-11	2004	Basketball Times (2nd), AP (HM)
Trent Plaisted	F/C	6-11	2006	Scout.com Freshman (2nd)
Keena Young	F	6-6	2007	AP (HM)




RAFAEL ARAUJO


Rafael Araujo earned All-America accolades in 2003-04 after leading BYU to the NCAA Tournament as its leading scorer and rebounder. He had 32 points and 17 rebounds in BYU's win over eventual Final Four participant Oklahoma State.



KEENA YOUNG



RUSSELL LARSON



MEKELI WESLEY



CONFERENCE AWARDS

CONFERENCE PLAYER OF THE YEAR

- 1964-65 John Fairchild, Sr.
- 1980-81 Danny Ainge, Sr.
- 1982-83 Devin Durrant, Jr.
- 1984-85 Timo Saarelainen, Sr.
- 1987-88 Michael Smith, Jr.
- 2000-01 Mekeli Wesley, Sr.
- 2003-04 Rafael Araujo, Sr.
- 2006-07 Keena Young, Sr.

DEFENSIVE PLAYER OF THE YEAR

- 2002-03 Travis Hansen, Sr.
- 2003-04 Mike Hall, Jr.

ALL-DEFENSIVE TEAM

- 1994-95 Robbie Reid, So.
- 1995-96 Randy Reid, Sr.

ALL-NEWCOMER TEAM (END IN 2001)

- 1995-96 Bryon Ruffner, Jr.
- 1997-98 Ron Selleaze, Jr. +
- 1997-98 Mekeli Wesley, Fr.
- 1998-99 Mark Bigelow, Fr.
- 1999-00 Terrell Lyday, Jr. #
- 2000-01 Trent Whiting, Sr.

HONORABLE MENTION ALL-MWC (START IN 2002)

- 2001-02 Mark Bigelow, Jr.
- 2001-02 Matt Montague, Sr.
- 2001-02 Eric Nielsen, Sr.
- 2002-03 Jared Jensen, So.
- 2004-05 Austin Ainge, So.
- 2005-06 Brock Reichner, Sr.
- 2005-06 Rashaun Broadus, Jr.
- 2006-07 Austin Ainge, Sr.

COACH OF THE YEAR

- 1989-90 Roger Reid
- 1991-92 Roger Reid
- 2002-03 Steve Cleveland
- 2005-06 Dave Rose
- 2006-07 Dave Rose

FRESHMAN OF THE YEAR

- 1990-91 Shawn Bradley
- 1991-92 Russell Larson
- 1998-99 Mark Bigelow
- 2001-02 Jared Jensen
- 2005-06 Trent Plaisted
- 2006-07 Jonathan Tavernari

MWC ALL-TOURNAMENT TEAM

- 1999-00 Terrell Lyday
- 2000-01 Terrell Lyday
- 2000-01 Mekeli Wesley
- 2003-04 Rafael Araujo
- 2006-07 Lee Cummond
- 2006-07 Trent Plaisted
- 2006-07 Keena Young

+WAC Newcomer of the Year
#MWC Newcomer of the Year

PLAYER OF THE YEAR AWARD WINNERS



JOHN FAIRCHILD '65



DANNY AINGE '81



DEVIN DURRANT '83



TIMO SAARELAINEN '85



MICHAEL SMITH '88



MEKELI WESLEY '01



RAFAEL ARAUJO '04



KEENA YOUNG '07



Dave Rose has earned back-to-back MWC Coach of the Year awards in his two years at the helm. He is the first BYU coach to ever garner consecutive conference honors.



**KEENA YOUNG
2007 MWC PLAYER
OF THE YEAR**

COACH OF THE YEAR



ROGER REID '90, '92



STEVE CLEVELAND '03




DAVE ROSE '06, '07

FRESHMAN OF THE YEAR AWARD WINNERS



SHAWN BRADLEY '91



RUSSELL LARSON '92



MARK BIGELOW '99



JARED JENSEN '02



TRENT PLAISTED '06



JONATHAN TAVERNARI '07



**MIKE HALL • 2004
MWC DEFENSIVE
PLAYER OF THE YEAR**



ALL-CONFERENCE PERFORMERS

1930-31 (Rocky Mountain)

Elwood Romney, BYU, Fr. 1st

1931-32

Elwood Romney, BYU, So. 1st

1932-33

Floyd Millet, BYU, Fr. 1st

Jay Whitman, BYU, Fr. 1st

1933-34

Floyd Millet, BYU, So. 1st

Jay Whitman, BYU, So. 1st

1936-37

Earl Giles, BYU, Jr. 1st

1940-41 (Mountain States/Skyline)

Duane Esplin, BYU, Fr. 1st

1942-43

Brady Walker, BYU, Fr. 1st

1947-48

Joe Nelson, BYU, So. 1st

Randy Clark, BYU, So. 1st

1948-49

Joe Nelson, BYU, Jr. 1st

1950-51

Roland Minson, BYU, Jr. 1st

Mel Hutchins, BYU, Sr. 1st

1952-53

Joe Richey, BYU, Jr. 1st

Harold Christensen, BYU, Jr. 1st

1953-54

Dean Larsen, BYU, Jr. 1st

1954-55

Terry Tebbs, BYU, So. 1st

1955-56

Terry Tebbs, BYU, Jr. 1st

1957-58

John Nicoll, BYU, Fr. 1st

1960-61

Gary Earnest, BYU, Jr. 1st

1962-63 (Western Athletic)

Bruce Burton, BYU, Sr. 1st

Gary Batchelor, BYU, Sr. 2nd

1963-64

John Fairchild, BYU, Jr. 1st

1964-65

John Fairchild, BYU, Sr. 1st

Dick Nemelka, BYU, Jr. 2nd

1965-66

Dick Nemelka, BYU, Sr. 1st

Jeff Congdon, BYU, Sr. 2nd

Steve Kramer, BYU, Sr. 2nd

1966-67

Kari Liimo, BYU, So. 1st

Craig Raymond, BYU, Sr. 2nd

Jim Jimas, BYU, Sr. 2nd

1967-68

Jim Eakins, BYU, Sr. 1st


Kari Liimo, BYU, Jr. 2nd

Marty Lythgoe, BYU, Jr. 2nd

1968-69

Paul Ruffner, BYU, Jr. 2nd

Marty Lythgoe, BYU, Sr. 2nd



Mountain States Conference All-Conference First Team selections from left to right: Mel Hutchins, Joe Nelson and Roland Minson.

Doug Howard, BYU, Jr. 2nd

1969-70

Doug Howard, BYU, Sr. 2nd

1970-71

Kresimir Cosic, BYU, So. 1st

1971-72

Kresimir Cosic, Jr. 1st

Bernie Fryer, BYU, Sr. 1st

1972-73

Kresimir Cosic, BYU, Sr. 1st

Doug Richards, BYU, Jr. 2nd

1973-74

Doug Richards, BYU, Sr. 2nd

1975-76

Jay Cheesman, BYU, Jr. 1st

1976-77

Jay Cheesman, BYU, Sr. 2nd

1977-78

Danny Ainge, BYU, Fr. 1st

1978-79

Danny Ainge, BYU, So. 1st

Scott Runia, BYU, Jr. 2nd

Alan Taylor, BYU, Jr. 2nd

1979-80

Danny Ainge, BYU, Jr. 1st

Alan Taylor, BYU, Sr. 1st

1980-81

Danny Ainge, BYU, Sr. 1st

Fred Roberts, BYU, Jr. 1st

1981-82

Fred Roberts, BYU, Sr. 1st

Steve Trumbo, BYU, Sr. 1st

1982-83

Devin Durrant, BYU, Jr. 1st

Brett Applegate, BYU, Jr. 2nd




Left to Right: Steve Kramer, Stan Watts, Jeff Congdon, Jim Eakins (back), Neil Roberts and Dick Nemelka.



FRED ROBERTS



ALL-CONFERENCE PERFORMERS



KEN ROBERTS

- 1983-84**
Devin Durrant, BYU, Sr. 1st
Brett Applegate, BYU, Sr. 1st
- 1984-85**
Timo Saarelainen, BYU, Sr. 1st
- 1985-86**
Jeff Chatman, BYU, So. 2nd
Bob Capener, BYU, Jr. 2nd
- 1986-87**
Michael Smith, BYU, So. 1st
- 1987-88**
Michael Smith, BYU, Jr. 1st
Jeff Chatman, BYU, Sr. 1st
- 1988-89**
Michael Smith, BYU, Sr. 1st
- 1989-90**
Marty Haws, BYU, Sr. 1st
Andy Toolson, BYU, Sr. 2nd
- 1990-91**
Steve Schreiner, BYU, Sr. 1st
Shawn Bradley, BYU, Fr. 2nd



TRAVIS HANSEN


- 1991-92**
Gary Trost, BYU, Jr. 1st
Nathan Call, BYU, Sr. 2nd
- 1992-93**
Gary Trost, BYU, Sr. 1st
- 1993-94**
Russell Larson, BYU, Jr. 1st
- 1994-95**
Russell Larson, BYU, Sr. 1st
Kenneth Roberts, BYU, Jr. 1st
- 1995-96**
Kenneth Roberts, BYU, Sr. 1st

- 1997-98**
Mountain Division
Ron Selleaze, BYU, Jr. 2nd
- 1998-99**
Pacific Division
Mark Bigelow, BYU, Fr. 2nd
- 1999-00 (Mountain West)**
Mekeli Wesley, BYU, Jr. 2nd
- 2000-01**
Mekeli Wesley, BYU, Sr. 1st
Terrell Lyday, BYU, Sr. 1st
Trent Whiting, BYU, Sr. 2nd
- 2001-02**
Travis Hansen, BYU, Jr. 2nd
- 2002-03**
Travis Hansen, BYU, Sr. 1st
Rafael Araujo, BYU, Jr. 3rd
Mark Bigelow, BYU, Jr. 3rd
- 2003-04**
Rafael Araujo, BYU, Sr. 1st
Mark Bigelow, BYU, Sr. 2nd
Mike Hall, BYU, Jr. 3rd
- 2004-05**
Mike Hall, BYU, Sr. 3rd
- 2005-06**
Trent Plaisted, BYU, Fr. 2nd
Keena Young, BYU, Jr. 3rd
- 2006-07**
Keena Young, BYU, Sr. 1st
Trent Plaisted, BYU, So. 2nd
Lee Cumnard, BYU, So. 3rd


As a freshman, Trent Plaisted set the MWC scoring record for a center. He has captured All-MWC Second Team honors in both 2006 and 2007.



MARTY HAWS



MEKELI WESLEY



MARK BIGELOW






BYU NBA DRAFT CHOICES

YEAR	PLAYER	TEAM	RD/PK	OVER. PICK
1948	Brady Walker	Providence Steamrollers		
1948	Joe Nelson	Philadelphia Warriors	5th	
1949	Joe Weight	Boston Celtics	9th	
1950	Joe Nelson	Rochester Royals	5th/10th	58th
1951	Mel Hutchins	Tri-Cities Blackhawks	1st/2nd	2nd
1951	Roland Minson	New York Knicks	2nd/6th	16th
1952	Jerry Romney	Rochester Royals	8th	
1953	Harold Christensen	Minneapolis Lakers		
1953	Joe Richey	Minneapolis Lakers		
1954	Phil Larson	Fort Wayne Pistons	10th/4th	84th
1956	Hershel Pederson	St. Louis Hawks	10th/2nd	72nd
1959	John Nicoll	New York Knicks	13th/2nd	84th
1965	John Fairchild	Los Angeles Lakers	2nd/8th	19th
1966	Jeff Congdon	Detroit Pistons	4th/2nd	32nd
1966	Dick Nemeika	St. Louis Hawks	5th/4th	44th
1967	Craig Raymond	Philadelphia 76ers	1st/12th	12th
1968	Jim Eakins	San Francisco Warriors	5th/7th	57th
1969	Kari Liimo	Los Angeles Lakers	7th/12th	97th
1970	Paul Ruffner	Chicago Bulls	2nd/11th	28th
1970	Doug Howard	Chicago Bulls	11th/9th	79th
1971	Steve Kelly	Detroit Pistons	7th/11th	113th
1972	Bernie Fryer	Phoenix Suns	7th/12th	109th
1972	Kresimir Cosic	Portland Trailblazers	10th/1st	144th
1973	Kresimir Cosic	Los Angeles Lakers	5th/15th	84th
1973	Kalevi Sarkalahti	Phoenix Suns	13th/4th	186th
1973	Phil Tollestrup	Buffalo Braves	20th/1st	211th
1974	Doug Richards	Portland Trailblazers	7th/2nd	110th
1977	Jay Chessman	Chicago Bulls	6th/13th	123rd
1977	Vern Thompson	Atlanta Hawks	8th/4th	155th
1980	Alan Taylor	Utah Jazz	4th/3rd	72nd
1981	Danny Ainge	Boston Celtics	2nd/8th	31st
1981	Steve Craig	Philadelphia 76ers	5th/22nd	114th
1982	Fred Roberts	Milwaukee Bucks	2nd/4th	27th
1982	Steve Trumbo	Utah Jazz	3rd/3rd	49th
1983	Greg Kite	Boston Celtics	1st/21st	21st
1984	Devin Durrant	Indiana Pacers	2nd/1st	25th
1984	Brett Applegate	Portland Trailblazers	4th/18th	88th
1985	Timo Saarelainen	Los Angeles Lakers	5th/22nd	115th
1987	Tom Gneiting	Seattle SuperSonics	6th/10th	124th
1989	Michael Smith	Boston Celtics	1st/13th	13th
1993	Shawn Bradley	Philadelphia 76ers	1st/2nd	2nd
2003	Travis Hansen	Atlanta Hawks	2nd/8th	37th
2004	Rafael Araujo	Toronto Raptors	1st/8th	8th

COUGAR PROS OVERSEAS




PLAYER (YEARS AT BYU)	COUNTRY
Kresimir Cosic (1971-73)	Italy
Alan Taylor (1977-80)	Italy, Germany
Scott Runia (1977-80)	Holland
Fred Roberts (1979-82)	Italy, Spain
Steve Trumbo (1979-82)	Spain
Devin Durrant (1979-84)	Spain
Tom Gneiting (1985-87)	Spain, Turkey
Jim Usevitch (1983-88)	Israel, Greece
Jeff Chatman (1985-88)	Switzerland
Michael Smith (1984-89)	Spain
Andy Toolson (1984-90)	Italy, Greece, Spain
Marty Haws (1987-90)	Belgium
Gary Trost (1988-93)	Portugal, Argentina
Jared Miller (1991-93)	Portugal
Kevin Nixon (1992-93)	Portugal
Russell Larson (1992-95)	Spain
Robbie Reid (1993-95)	Italy, Austria, Estonia, Saudi Arabia, England
Kenneth Roberts (1991-96)	Spain, Portugal, New Zealand
Bryon Ruffner (1995-96)	Belgium, Sweden
Jarkko Ahlbom (1996-98)	Finland
Silester Rivers (1998-00)	Chile
Mekeli Wesley (1997-01)	Spain, Belgium, France, Poland
Terrell Lyday (1999-01)	Poland, Turkey, France, Russia, Italy
Trent Whiting (2000-01)	Italy
Eric Nielsen (1996-02)	Spain
Travis Hansen (2000-03)	Spain, Russia
Luiz Lemes (2002-04)	Brazil
Mark Bigelow (1999-04)	Germany, Spain
Kevin Woodberry (2002-04)	Mexico
Rafael Araujo (2002-04)	Russia
Mike Hall (2003-05)	Turkey, France
Brock Reichner (2004-06)	Greece
Keena Young (2004-07)	Korea



Travis Hansen is one of the many Cougars who have gone on to play professionally overseas.

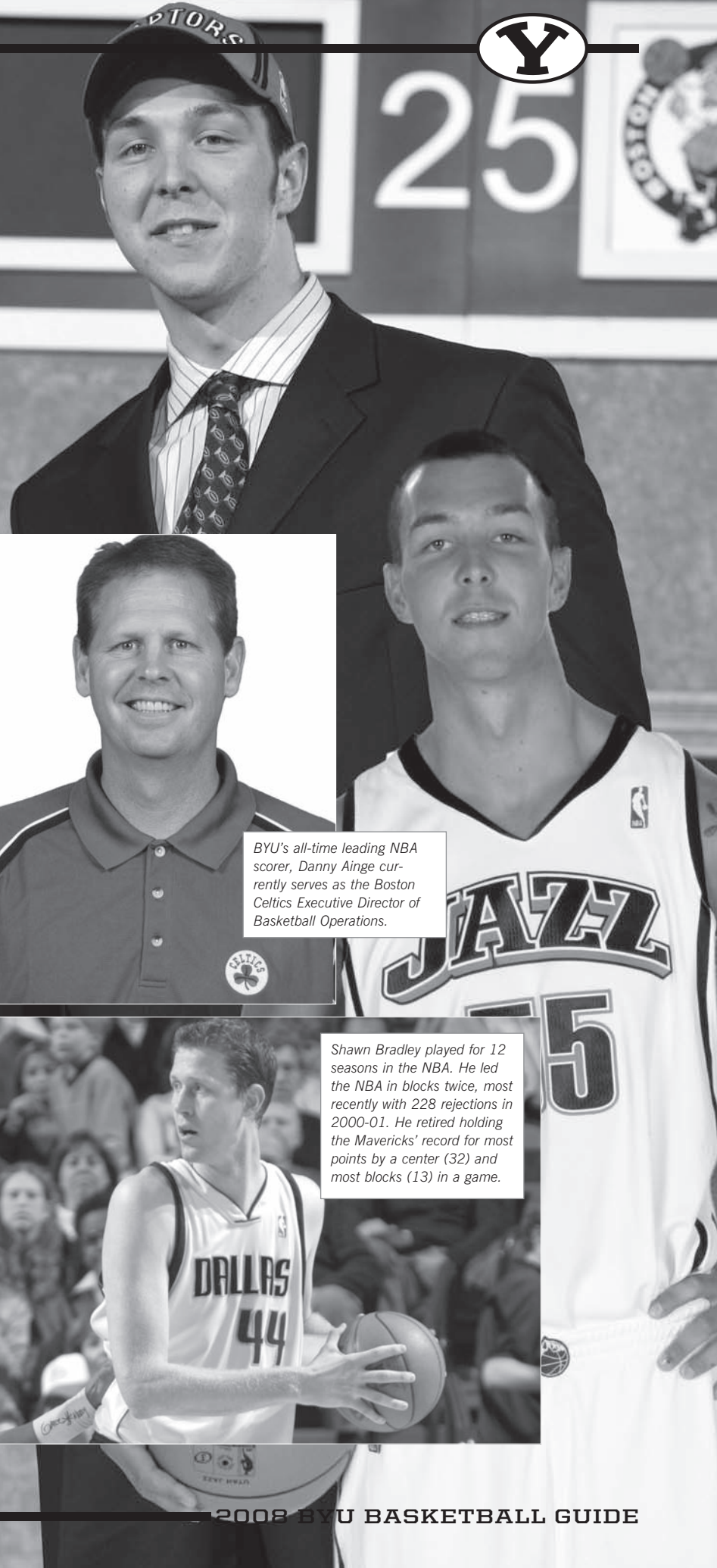
During Danny Ainge's 14-year NBA playing career he was a member of some of the most successful and dominant teams in league history. During six seasons his teams won 60 games or more. Below is a breakdown of the success Ainge experienced as an NBA player:

- **2 CHAMPIONSHIP TEAMS:** Boston 1984 and 1985
- **6 NBA FINALS APPEARANCES:** Boston 1984-87; Portland 1992; Phoenix 1993
- **9 CONFERENCE FINALS APPEARANCES:** Boston 1982, 1984-1988; Portland 1991-92; Phoenix 1993.





All-American center Rafael Araujo was an NBA lottery pick as the No. 8 selection overall in the 2004 NBA Draft.



BYU's all-time leading NBA scorer, Danny Ainge currently serves as the Boston Celtics Executive Director of Basketball Operations.




Shawn Bradley played for 12 seasons in the NBA. He led the NBA in blocks twice, most recently with 228 rejections in 2000-01. He retired holding the Mavericks' record for most points by a center (32) and most blocks (13) in a game.

COUGAR TOP NBA STATS

No	Player	Points
1.	Danny Ainge	11,964
2.	Jim Eakins	8,255
3.	Shawn Bradley	6,761
4.	Fred Roberts	5,962
5.	Mel Hutchins	4,851
6.	Jeff Congdon	1,995
7.	Greg Kite	1,717
8.	Craig Raymond	1,658
9.	Brady Walker	1,603
10.	John Fairchild	1,085

No	Player	Rebounds
1.	Jim Eakins	5,578
2.	Shawn Bradley	5,274
3.	Mel Hutchins	4,186
4.	Danny Ainge	2,768
5.	Greg Kite	2,603
6.	Fred Roberts	2,308
7.	Craig Raymond	1,510
8.	Jeff Congdon	601
9.	Brady Walker	*549
10.	John Fairchild	523

*Partial career rebound stats



BYU HOOP RECORDS



POINTS IN A SINGLE GAME

PTS.	PLAYER	DATE	OPPONENT
47	Bob Skousen	Dec. 1, 1961	UCLA
44	Dave Eastis	Feb. 5, 1960	New Mexico
41	Timo Saarelainen	Feb. 7, 1985	at New Mexico
40	Marty Haws	Nov. 24, 1989	Siena
40	John Fairchild	Feb. 26, 1965	Arizona
40	Dick Nemelka	Dec. 29, 1965	vs. St. Bonaventure
40	Danny Ainge	Dec. 23, 1978	Oral Roberts
39	Michael Smith	Dec. 29, 1987	La Salle
39	Michael Smith	Dec. 19, 1987	Utah State
39	Dick Nemelka	Dec. 4, 1964	Oregon
39	Dick Nemelka	Dec. 4, 1965	Houston
39	Danny Ainge	Dec. 27, 1980	Utah State
38	Devin Durrant	Jan. 19, 1984	at Hawaii
38	Dick Nemelka	Dec. 30, 1965	vs. Cornell
37	Steve Schreiner	Feb. 9, 1991	Hawaii
37	Marty Haws	Jan. 4, 1990	at Hawaii
37	Danny Ainge	Jan. 8, 1981	San Diego St.
37	Paul Ruffner	Dec. 29, 1969	vs. Georgia
37	Joe Nelson	Jan. 16, 1948	Denver
37	Danny Ainge	Mar. 14, 1981	vs. UCLA
36	Russell Larson	Dec. 10, 1993	Nicholls State
36	Devin Durrant	Feb. 4, 1984	at UTEP
36	Devin Durrant	Jan. 26, 1984	Wyoming
36	Devin Durrant	Dec. 28, 1983	at UCLA
36	Paul Ruffner	Dec. 13, 1969	San Jose State
36	Doug Richards	Dec. 1, 1973	Idaho State
36	Danny Ainge	Dec. 3, 1977	at Idaho State
36	Kresimir Cosic	Jan. 25, 1973	Arizona
35	Terrell Lyday	Jan. 8, 2000	at Utah State
35	Russell Larson	Jan. 27, 1994	Wyoming
35	Michael Smith	Jan. 12, 1989	San Diego State
35	Devin Durrant	Jan. 7, 1984	Weber State
35	Devin Durrant	Dec. 10, 1983	St. Mary's
35	Devin Durrant	Nov. 30, 1983	Hofstra
35	Danny Ainge	Mar. 7, 1981	Utah
35	Kresimir Cosic	Dec. 22, 1971	at Utah State
35	Paul Ruffner	Jan. 3, 1970	at Utah
35	Dick Nemelka	Dec. 3, 1965	Illinois
35	Dick Nemelka	Dec. 6, 1963	at UCLA
35	Bob Quinney	Dec. 23, 1963	Michigan State
35	Timo Saarelainen	Nov. 30, 1984	vs. La Salle
34	Keena Young	Mar. 10, 2007	at UNLV
34	Mekeli Wesley	Jan. 20, 2000	Wyoming
34	Kenneth Roberts	Mar. 4, 1995	at Utah
34	Russell Larson	Feb. 25, 1995	Air Force
34	Michael Smith	Feb. 5, 1987	at New Mexico
34	Michael Smith	Jan. 10, 1987	New Mexico
34	Michael Smaith	Dec. 23, 1986	Pittsburgh
34	Devin Durrant	Jan. 14, 1984	Utah
34	Dick Nemelka	Feb. 5, 1966	at Utah
34	John Nicoll	Feb. 7, 1958	New Mexico
34	Jay Cheesman	Feb. 25, 1977	at New Mexico
34	Kari Liimo	Feb. 1, 1969	St. Francis
34	John Fairchild	Feb. 28, 1964	Arizona State
34	John Fairchild	Jan. 11, 1964	Wyoming
33	Devin Durrant	4 Times	
33	Michael Smith	3 Times	
33	Mark Bigelow	Dec. 8, 1998	at Washington State
33	Andy Toolson	Dec. 2, 1989	at Penn State
33	Timo Saarelainen	Jan. 31, 1985	San Diego State
33	Fred Roberts	Dec. 12, 1980	North Texas State
33	Danny Ainge	Jan. 21, 1978	Arizona State
33	Jay Cheesman	Feb. 15, 1975	at Arizona State
33	Kresimir Cosic	Dec. 9, 1971	New Mexico State
33	Paul Ruffner	Jan. 3, 1970	at Utah
33	Jeff Congdon	Mar. 5, 1966	Utah
33	Dick Nemelka	Dec. 18, 1965	at Santa Clara
33	Steve Kramer	Dec. 17, 1965	at Santa Clara
33	John Fairchild	Jan. 31, 1964	Utah State

REBOUNDS IN A SINGLE GAME

RBD.	PLAYER	DATE	OPPONENT
27	Scott Warner	Dec. 18, 1969	at Texas Tech
26	John Benson	Dec. 1, 1956	Washington
25	John Fairchild	Dec. 23, 1963	Michigan State
25	Bruce Burton	Feb. 2, 1962	Denver
24	Mel Hutchins	Mar. 3, 1951	Utah
23	Alan Taylor	Mar. 1, 1980	San Diego State
23	Mark Handy	Mar. 7, 1975	at Wyoming
23	Kresimir Cosic	Mar. 18, 1971	vs. UCLA
23	Steve Trumbo	Jan. 21, 1982	Air Force
22	Brian Ambrozich	Dec. 9, 1972	Wisconsin-Mil.
22	Kresimir Cosic	Feb. 27, 1971	Arizona State
21	Craig Raymond	Feb. 5, 1966	at Utah
21	John Fairchild	Mar. 13, 1965	vs. Oklahoma City
20	Alan Taylor	Jan. 20, 1979	at Utah
20	Kresimir Cosic	Jan. 30, 1971	at Arizona
20	John Fairchild	Feb. 6, 1965	Utah State
20	John Nicholls	1959	
19	Kresimir Cosic	Jan. 17, 1973	Niagara
19	Kresimir Cosic	Jan. 8, 1972	Arizona
19	Kresimir Cosic	Jan. 22, 1972	Utah State
19	Kresimir Cosic	Mar. 6, 1971	at Utah
19	Kari Liimo	Feb. 1, 1969	St. Francis
19	Jim Eakins	Feb. 26, 1966	Wyoming
18	Trent Plaisted	Feb. 25, 2006	at TCU
18	Gary Trost	Dec. 19, 1991	McNeese State
18	Steve Schreiner	Jan. 12, 1991	New Mexico
18	Michael Smith	Jan. 15, 1987	San Diego State
18	Steve Trumbo	Dec. 26, 1981	Utah State
18	Paul Ruffner	Dec. 29, 1969	vs. Georgia
18	Bruce Burton	Feb. 16, 1963	Arizona State
17	Brett Applegate	Dec. 28, 1983	at UCLA
17	Brett Applegate	Jan. 14, 1983	San Diego State
17	Steve Trumbo	Feb. 27, 1982	San Diego State
17	Steve Trumbo	Feb. 6, 1982	Colorado State
17	Greg Kite	Dec. 19, 1980	vs. Illinois
17	Steve Trumbo	Feb. 26, 1981	at Wyoming
17	Steve Trumbo	Jan. 10, 1981	Hawaii
17	Jay Cheesman	Feb. 13, 1976	Arizona State
17	Mark Handy	Feb. 22, 1975	Utah
17	K. Sarkalahti	Dec. 16, 1972	Utah State
17	Paul Ruffner	Jan. 3, 1970	at Utah
17	Steve Kramer	Dec. 21, 1965	vs. St. Joseph's
17	Craig Raymond	Dec. 21, 1965	vs. St. Joseph's
17	Dave Eastis	Feb. 4, 1961	at Denver
17	Travis Hansen	Jan. 5, 2002	at Pepperdine
17	Rafael Araujo	Dec. 23, 2002	at San Francisco
17	Rafael Araujo	Dec 6, 2003	vs. Oklahoma State



Travis Hansen was a rebounding machine against Pepperdine in 2002 when he pulled down a career-high 17 rebounds – the most ever by a BYU guard.



INDIVIDUAL SINGLE-GAME BESTS

POINTS SCORED

47 Bob Skousen vs. UCLA (1961)

FIELD GOALS ATTEMPTED

36 John Nicoll vs. New Mexico (1958)

FIELD GOALS MADE

21 Dave Eastis vs. New Mexico (1960)

FIELD GOAL PERCENTAGE

1.000 12/12, Kresimir Cosic vs. Arizona (1971)

THREE-POINT FIELD GOALS ATTEMPTED

15 Nick Sanderson vs. Kansas (1993)

THREE-POINT FIELD GOALS MADE

8 Mike Rose vs. Southern Utah (2003)
8 Mike Rose vs. UNLV (2007)

CONSECUTIVE THREE-POINT FG MADE

6 Nathan Call (6/6) vs. Utah (1991)
6 Jonathan Tavernari (6/7) vs. TCU (2007)

THREE-POINT PERCENTAGE (5 ATTEMPTS)

1.000 6/6, Nathan Call vs. Utah (1991)
1.000 5/5, Danny Bower vs. Wyoming (1998)

FREE THROWS ATTEMPTED

20 John Benson vs. Montana (1957)
20 John Nicoll vs. Utah (1958)
20 Jerry Dahlman at Arizona St. (1963)

FREE THROWS MADE

16 Mekeli Wesley at UTEP (1998)
15 John Benson vs. Montana (1957)
15 Steve Trumbo at CS Fullerton (1982)
15 Devin Durrant vs. Hawaii (1983)

FREE THROW PERCENTAGE (MIN. 10 ATTS.)

1.000 14/14, Andy Toolson vs. California (1989)
1.000 13/13, Doug Howard vs. Ariz. St. (1970)
1.000 13/13, Verne Thompson at Wyo. (1977)
1.000 13/13, Devin Durrant vs. St. Joe's (1983)
1.000 13/13, Marty Haws vs. Hawaii (1990)
1.000 13/13, Russell Larson vs. Fresno St. (1994)
1.000 13/13, Ken Roberts vs. S. Utah (1994)
1.000 12/12, Mekeli Wesley at USF (2001)
1.000 12/12, Travis Hansen at UNM (2003)
1.000 11/11, Ron Selleaze vs. Utah (1998)
1.000 11/11, Mekeli Wesley at Utah (1998)
1.000 11/11, Mark Bigelow vs. Arizona (1999)
1.000 11/11, Mark Bigelow at California (1999)
1.000 10/10, Nathan Cooper at UC Irvine (1999)
1.000 10/10, Mike Hall vs. UNLV (2004)
1.000 10/10, Lee Cummard vs. CSU (2007)

REBOUNDS

27 Scott Warner vs. Texas Tech (1970)

ASSISTS


16 Mike May vs. Niagara (1977)
15 Matt Montague vs. Idaho (2002)
15 Matt Montague vs. Wyoming (2002)

STEALS


9 Mark Bigelow vs. Arizona (1999)

BLOCKED SHOTS


14 Shawn Bradley vs. E. Kentucky (1991)



Mark Bigelow had nine steals and was 11-for-11 from the free-throw line against Arizona in 1998, setting two single-game bests.



In the 2003-04 season opener against Southern Utah, freshman Mike Rose connected on a team-record eight three-pointers in his collegiate debut. He equaled his record as a senior in 2006-07 by hitting eight triples against UNLV.



Devin Durrant earned several medals while playing for USA Basketball. Durrant is third on BYU's all-time scoring list.



Matt Montague had two 15-assist games in 2001-02 and went on to set BYU career and season assist records. Montague is BYU's all-time assist leader.



INDIV. SCORING BY SEASON


YEAR	PLAYER	PTS.	AVG.
2007	Keena Young	590	17.4
2006	Trent Plaisted	394	13.6
2005	Mike Hall	416	13.9
2004	Rafael Araujo	552	18.4
2003	Travis Hansen	537	16.8
2002	Travis Hansen	469	15.6
2001	Mekeli Wesley	569	17.2
2000	Terrell Lyday	565	17.1
1999	Mark Bigelow	419	15.0
1998	Ron Selleaze	352	16.8
1997	Jeff Campbell	383	15.3
1996	Kenneth Roberts	539	19.3
1995	Russell Larson	573	17.9
1994	Russell Larson	637	19.9
1993	Gary Trost	516	15.2
1992	Gary Trost	441	14.2
1991	Shawn Bradley	503	14.8
1990	Marty Haws	556	18.5
1989	Michael Smith	765	26.4
1988	Michael Smith	679	21.2
1987	Michael Smith	643	20.1
1986	Jeff Chatman	559	17.5
1985	Timo Saarelainen	639	22.0
1984	DEVIN DURRANT	866	27.9
1983	Devin Durrant	662	22.8
1982	Fred Roberts	466	15.5
1981	Danny Ainge	782	24.4
1980	Danny Ainge	555	19.1
1979	Danny Ainge	498	18.4
1978	Danny Ainge	632	21.1
1977	Jay Cheesman	429	15.9
1976	Jay Cheesman	441	17.6
1975	Brian Frishman	354	15.4
1974	Doug Richards	527	20.3
1973	Kresimir Cosic	524	20.2
1972	Kresimir Cosic	581	22.3
1971	Bernie Fryer	558	19.2
1970	Doug Howard	472	18.2
1969	Doug Howard	430	15.4
1968	Kari Liimo	410	17.0
1967	Craig Raymond	342	14.2
1966	Dick Nemelka	599	24.0
1965	John Fairchild	602	21.5
1964	John Fairchild	507	20.3
1963	Bruce Burton	445	17.1
1962	Bob Skousen	363	15.9
1961	Gary Earnest	429	16.5
1960	Dave Eastis	483	20.1
1959	Bob Skousen	462	17.7
1958	John Nicolls	463	17.8
1957	John Benson	516	18.4
1956	Terry Tebbs	506	19.5
1955	Herschel Pedersen	421	16.1
1954	Dean Larsen	426	15.2
1953	Joe Richey	525	17.5
1952	Joe Richey	352	14.6
1951	Roland Minson	619	16.7
1950	Joe Nelson	420	14.5

INDIV. REBOUNDS BY SEASON

YEAR	PLAYER	RBS.	AVG.
2007	Keena Young	223	6.6
2006	Trent Plaisted	199	6.9
2005	Keena Young	140	5.6
2004	Rafael Araujo	303	10.1
2003	Rafael Araujo	286	8.9
2002	Travis Hansen	187	6.2
2001	Mekeli Wesley	181	5.5
2000	Mekeli Wesley	192	5.8
1999	Mark Bigelow	175	6.3
1998	Ron Selleaze	146	7.0
1997	Justin Weidauer	158	8.3
1996	Justin Weidauer	204	7.3
1995	Russell Larson	222	6.9
1994	Russell Larson	292	9.1
1993	Gary Trost	236	6.9
1992	Gary Trost	203	6.3
1991	Shawn Bradley	262	7.7
1990	Andy Toolson	198	6.6
1989	Michael Smith	248	8.6
1988	Michael Smith	248	7.8
1987	Michael Smith	273	8.5
1986	Tom Gneiting	230	7.4
1985	Alan Pollard	189	6.5
1984	Brett Applegate	352	11.4
1983	Greg Kite	255	8.8
1982	Steve Trumbo	335	11.5
1981	Steve Trumbo	342	10.7
1980	Alan Taylor	317	10.9
1979	Alan Taylor	266	9.5
1978	Alan Taylor	246	8.5
1977	Jay Cheesman	225	8.3
1976	Jay Cheesman	233	9.3
1975	Mark Handy	236	9.1
1974	Mark Handy	227	8.7
1973	Kresmir Cosic	246	9.5
1972	Kresimir Cosic	332	12.8
1971	Kresimir Cosic	341	12.6
1970	Paul Ruffner	254	9.8
1969	Paul Ruffner	268	9.6
1968	Jim Eakins	252	10.1
1967	Craig Raymond	183	7.6
1966	Craig Raymond	247	9.9
1965	John Fairchild	348	12.4
1964	JOHN FAIRCHILD	330	13.2
1963	Bruce Burton	271	10.4
1962	Bruce Burton	271	10.4
1961	Dave Eastis	243	9.3
1960	Dave Eastis	245	10.2
1959	Bob Skousen	239	9.2
1958	John Nicholls	307	11.8
1957	John Bensen	317	11.3
1956	Herschel Pedersen	314	12.1
1955	Herschel Pedersen	293	11.3
1954	Nick Mateljan	276	10.6
1953	Nick Mateljan	292	9.7
1952	Joe Richey	167	7.0
1951	MEL HUTCHINS	471	12.7
1950	No Record Available		

INDIV. ASSISTS BY SEASON

YEAR	PLAYER	AST.	AVG.
2007	Austin Ainge	150	4.4
2006	Rashaun Broadus	104	3.6
2005	Austin Ainge	130	4.1
2004	Luiz Lemes	136	4.5
2003	Kevin Woodberry	80	2.5
2002	MATT MONTAGUE	217	7.2
2001	Matt Montague	97	2.9
2000	Matt Montague	125	3.8
1999	Michael Vranes	80	2.9
1998	Brian Dignan	109	4.0
1997	Matt Montague	131	5.0
1996	Randy Reid	142	5.1
1995	Robbie Reid	157	4.9
1994	Randy Reid	87	2.7
1993	Randy Reid	141	4.1
1992	Nathan Call	204	6.4
1991	Nathan Call	164	4.8
1990	Marty Haws	123	4.1
1989	Marty Haws	149	5.1
1988	Brian Taylor	151	4.7
1987	Brian Taylor	118	3.7
1986	Bob Capener	104	3.3
1985	Marty Perry	114	4.2
1984	Chris Nikchevich	117	3.9
1983	Marty Perry	91	3.4
1982	Scott Sinek	100	3.3
1981	Danny Ainge	127	4.0
1980	Danny Ainge	132	4.6
1979	Danny Ainge	122	4.5
1978	Danny Ainge	158	5.3
1977	Mike May	108	4.2
1976	Verne Thompson	78	3.0
1975-53	No Records Available		
1952	Jerry Romney	37	1.6
1951	Roland Minson	99	2.7
1950	No Record Available		



NOTE: Bolded items indicate all-time single-season leaders for cumulative totals and per-game averages.



POINTS SCORED

866	Devin Durrant (27.9 avg.)	1984
782	Danny Ainge (24.4)	1981
765	Michael Smith (26.4)	1989
679	Michael Smith (21.2)	1988
662	Devin Durrant (22.8)	1983
643	Michael Smith (20.1)	1987
639	Timo Saarelainen (22.0)	1985
637	Russell Larson (19.5)	1994
632	Danny Ainge (21.1)	1978
623	Jeff Chatman (19.5)	1988
619	Roland Minson (16.7)	1951
603	Fred Roberts (18.8)	1981
602	John Fairchild (21.5)	1965
599	Dick Nemeika (24.0)	1966
590	Keena Young (17.4)	2007
581	Kresimir Cosic (22.3)	1972
573	Russell Larson (17.9)	1995
571	Mel Hutchins (15.4)	1951
569	Mekeli Wesley (17.2)	2001
565	Terrell Lyday (17.1)	2000
559	Jeff Chatman (17.5)	1986
558	Bernie Fryer (19.2)	1971
556	Marty Haws (18.5)	1990
556	Mekeli Wesley (16.8)	2000
555	Danny Ainge (19.1)	1980
552	Rafael Araujo (18.4)	2004
550	Andy Toolson (18.3)	1990
540	Jeff Chatman (16.9)	1987
540	Terrell Lyday (16.4)	2001
539	Kenneth Roberts (19.3)	1996
537	Travis Hansen (16.8)	2003
529	Joe Nelson (15.6)	1949
527	Doug Richards (20.3)	1974
527	Bryon Ruffner (18.8)	1996
525	Joe Richey (17.5)	1953
524	Kresimir Cosic (20.2)	1973
516	John Benson (18.4)	1957
516	Steve Kelly (17.8)	1971
516	Gary Trost (15.2)	1993
511	Tom Steinke (19.7)	1957
507	John Fairchild (20.3)	1964
506	Terry Tebbs (19.5)	1956
503	Shawn Bradley (14.8)	1991

POINTS PER GAME

27.9	Devin Durrant	1984
26.4	Michael Smith	1989
24.4	Danny Ainge	1981
24.0	Dick Nemeika	1966
22.8	Devin Durrant	1983
22.3	Kresimir Cosic	1972
22.0	Timo Saarelainen	1985
21.5	John Fairchild	1965
21.2	Michael Smith	1988
21.1	Danny Ainge	1978
20.3	Doug Richards	1974
20.3	John Fairchild	1964
20.2	Kresimir Cosic	1973
20.1	Michael Smith	1987
20.1	Dave Eastis	1960

FIELD GOAL PERCENTAGE (STARTERS)

.631	Russell Larson	1993
.616	Tom Gneiting	1987
.606	Eric Nielsen	2001
.597	Alan Taylor	1980
.595	Jeff Chatman	1988
.591	Jared Jensen	2002
.588	Fred Roberts	1980
.581	Shawn Bradley	1991
.579	Fred Roberts	1981
.578	Eric Nielsen	2000
.577	Kenneth Roberts	1994
.575	Devin Durrant	1984
.574	Jared Jensen	2003

FIELD GOALS ATTEMPTED

627	Roland Minson	1951
-----	---------------	------

FIELD GOALS MADE

312	Devin Durrant	1984
-----	---------------	------

THREE-POINT PERCT. (30+ ATTS)

.532	Nathan Call	1988
------	-------------	------

THREE-POINT FIELD GOALS ATTEMPTED

209	Nick Sanderson	1993
-----	----------------	------

THREE-POINT FIELD GOALS MADE

74	Andy Toolson	1990
73	Nick Sanderson	1993
68	Danny Bower	1998
67	Terrell Lyday	2000
65	Mark Bigelow	2002
63	Mark Bigelow	2003

CONSECUTIVE GAMES WITH A THREE-POINT FIELD GOAL (SEASON)

21	Terrell Lyday	2000
16	Andy Toolson	1990
15	Mark Bigelow	2002
14	Terrell Lyday	2001
13	Jimmy Balderson	2006
13	Lee Cummard	2007
12	Mark Bigelow	2003
11	Terrell Lyday	2001
10	Mike Rose	2005

CONSECUTIVE THREE-POINTERS MADE

9	Jimmy Balderson	2006
---	-----------------	------

FREE THROW PERCENTAGE (STARTERS)

.925	Michael Smith (160/173)	1989
.904	Michael Smith (103/114)	1987
.902	Bob Quinney (55/61)	1966
.902	Chris Nikchevich (55/61)	1984
.877	Scott Runia (50/57)	1979
.875	Ricky Bower (49/56)	2003
.874	Gary Batchelor (104/119)	1963
.874	Brian Taylor (97/111)	1988
.864	Danny Ainge (146/169)	1978
.855	Randy Reid (71/83)	1993
.853	Doug Howard (122/143)	1969
.845	Jared Jensen (82/97)	2002

FREE THROWS ATTEMPTED

307	Devin Durrant	1984
-----	---------------	------

FREE THROWS MADE

242	Devin Durrant	1984
-----	---------------	------

CONSECUTIVE FREE THROWS


32	Michael Smith	1989
----	---------------	------

REBOUNDS

471	Mel Hutchins	1951
352	Brett Applegate	1984
348	John Fairchild	1965
342	Steve Trumbo	1981
341	Kresimir Cosic	1971
335	Steve Trumbo	1982
332	Kresimir Cosic	1972
330	John Fairchild	1964
317	Alan Taylor	1980
317	John Bensen	1957
314	Herschel Pedersen	1956
307	John Nichol	1958

REBOUNDS PER GAME (STARTERS)

13.2	John Fairchild	1964
12.8	Kresimir Cosic	1972
12.7	Mel Hutchins	1951
12.6	Kresimir Cosic	1971
12.4	John Fairchild	1965



MICHAEL SMITH

12.1	Herschel Pedersen	1956
11.8	John Nichol	1958
11.5	Steve Trumbo	1982
11.4	Brett Applegate	1984
11.3	John Bensen	1957
11.3	Herschel Pedersen	1955
10.9	Alan Taylor	1980
10.7	Steve Trumbo	1981
10.6	Nick Mateljan	1954
10.2	Dave Eastis	1960
10.1	Jim Eakins	1968
10.1	Rafael Araujo	2004

PERSONAL FOULS

124	Jared Miller	1993
-----	--------------	------

TIMES DISQUALIFIED

11	Jared Miller	1993
11	Glen Roberts	1978

BLOCKED SHOTS

177	Shawn Bradley	1991
-----	---------------	------

STEALS

66	Marty Haws	1990
62	Terrell Lyday	2000

ASSISTS - TOTAL

217	Matt Montague	2002
204	Nathan Call	1992
164	Nathan Call	1991
158	Danny Ainge	1978
157	Robbie Reid	1995

ASSISTS - AVERAGE

7.2	Matt Montague	2002
6.4	Nathan Call	1992
5.3	Danny Ainge	1978
5.1	Marty Haws	1989
5.1	Randy Reid	1996
5.0	Matt Montague	1997
4.9	Robbie Reid	1995
4.8	Nathan Call	1991
4.7	Brian Taylor	1988
4.6	Danny Ainge	1980
4.5	Danny Ainge	1979
4.5	Luiz Lemes	2004

TRIPLE DOUBLES

1	Danny Ainge (vs. Long Beach St.)	1978
1	Fred Roberts (vs. Utah)	1981
1	Michael Smith (vs. Colorado St.)	1988



POINTS SCORED

2467	Danny Ainge	78-79-80-81
2319	Michael Smith	84-87-88-89
2285	Devin Durrant	79-80-83-84
1885	Russell Larson	92-93-94-95
1841	Fred Roberts	79-80-81-82
1824	Jeff Chatman	85-86-87-88
1740	Mekeli Wesley	98-99-00-01
1715	Mark Bigelow	99, 02-03-04
1652	Kenneth Roberts	91-94-95-96
1512	Kresimir Cosic	71-72-73
1408	Jay Cheesman	74-75-76-77
1388	Andy Toolson	85-88-89-90

POINTS PER GAME

20.92	John Fairchild	20.2, 21.5
20.91	Danny Ainge	21.1, 18.4, 19.1, 24.4
19.5	Devin Durrant	13.2, 13.3, 22.8, 27.9
19.1	Kresimir Cosic	15.0, 22.3, 20.2
19.0	Michael Smith	8.0, 20.1, 21.2, 26.4
18.7	Bernie Fryer	19.2, 18.2
16.7	Terrell Lyday	17.1, 16.4
16.7	Dick Nemelka	10.8, 15.4, 24.0
16.3	Paul Ruffner	15.1, 17.7
16.2	Bob Skousen	17.7, 15.9, 13.0
15.6	Doug Richards	20.3, 15.9, 10.7
15.1	Mekeli Wesley	13.5, 11.0, 16.8, 17.2
15.1	Rafael Araujo	12.0, 18.4

FIELD GOALS ATTEMPTED

1875	Danny Ainge	78-79-80-81
1749	Michael Smith	84-87-88-89
1527	Devin Durrant	79-80-83-84
1369	Jeff Chatman	85-86-87-88
1333	Joe Richey	51-52-53
1259	Fred Roberts	79-80-81-82
1250	Mark Bigelow	99-02-03-04
1227	Mekeli Wesley	98-99-00-01
1188	Russell Larson	92-93-94-95
1162	Kresimir Cosic	71-72-73

FIELD GOALS MADE

987	Danny Ainge	78-79-80-81
886	Michael Smith	84-87-88-89
832	Devin Durrant	79-80-83-84
751	Jeff Chatman	85-86-87-88
687	Fred Roberts	79-80-81-82
660	Russell Larson	92-93-94-95
570	Mekeli Wesley	98-99-00-01
566	Kresimir Cosic	71-72-73
561	Kenneth Roberts	91-94-95-96
558	Jay Cheesman	74-75-76-77
548	Roland Minson	49-50-51

FIELD GOAL PERCENTAGE (STARTERS)

.574	Alan Taylor	77-78-79-80
.567	Jared Jensen	02-03-04-05
.567	Rafael Araujo	03-04
.566	Gary Trost	88-91-92-93
.556	Jared Miller	91-92-93
.556	Russell Larson	92-93-94-95
.550	Kenneth Roberts	91-94-95-96
.550	Tom Gneiting	85-86-87
.549	Jeff Chatman	85-86-87-88
.546	Fred Roberts	79-80-81-82
.546	Kenneth Roberts	91-94-95-96
.545	Devin Durrant	79-80-83-84

THREE-POINT FIELD GOALS ATTEMPTED

559	Mark Bigelow	99-02-03-04
381	Mike Rose	04-05-06-07
355	Randy Reid	92-96
321	Terrell Lyday	00-01

THREE-POINT FIELD GOALS MADE

213	Mark Bigelow	99-02-03-04
163	Mike Rose	04-05-06-07
141	Andy Toolson	85-88-89-90
127	Terrell Lyday	00-01

THREE-POINT PERCENTAGE (STARTERS)

.484	Brock Reichner	05-06
.456	Nathan Call	86-87-90-91
.445	Mark Heslop	88-89-90-91
.437	Andy Toolson	85-88-89-90
.430	Michael Smith	84-87-88-89

CONSECUTIVE GAMES WITH A THREE-POINT FIELD GOAL - CAREER

22	Mark Bigelow	1999, 2002
21	Terrell Lyday	2000

FREE THROWS ATTEMPTED

820	Devin Durrant	79-80-83-84
673	Russell Larson	92-93-94-95
651	Mekeli Wesley	98-99-00-01
641	Kenneth Roberts	91-94-95-96
605	Danny Ainge	78-79-80-81
602	Fred Roberts	79-80-81-82
513	Mark Bigelow	99, 02-03-04
496	Gary Trost	88-91-92-93
491	Michael Smith	84-87-88-89
484	Kresimir Cosic	71-72-73
477	Jeff Chatman	85-86-87-88
430	Marty Haws	87-88-89-90

FREE THROWS MADE

621	Devin Durrant	79-80-83-84
541	Russell Larson	92-93-94-95
511	Kenneth Roberts	91-94-95-96
509	Mekeli Wesley	98-99-00-01
493	Danny Ainge	78-79-80-81
467	Fred Roberts	79-80-81-82
431	Michael Smith	84-87-88-89
414	Mark Bigelow	99-02-03-04
381	Kresimir Cosic	71-72-73
359	Gary Trost	88-91-92-93
338	Randy Reid	93-94-95-96
329	Travis Hansen	01-02-03

FREE THROW PERCENTAGE (STARTERS)

.878	Michael Smith	84-87-88-89
.830	Randy Reid	93-94-95-96
.828	Mark Heslop	88-89-90-91
.827	Brian Taylor	83-84-87-88
.826	Nick Sanderson	92-93
.826	Gary Bachelor	61-62-63
.816	Danny Ainge	78-79-80-81
.813	Doug Howard	68-69-70

REBOUNDS

922	Michael Smith	84-87-88-89
919	Kresimir Cosic	71-72-73
919	Alan Taylor	77-78-79-80
839	Greg Kite	80-81-82-83
838	Fred Roberts	79-80-81-82

835	Steve Trumbo	79-80-81-82
821	Russell Larson	92-93-94-95
803	John Benson	56-57-58
801	Mark Handy	74-75-76-77

REBOUNDS PER GAME (STARTERS ONLY)

12.8	John Fairchild	64-65
11.6	Kresimir Cosic	71-72-73
10.2	John Benson	56-57-58

GAMES PLAYED

129	Russell Larson	92-93-94-95
129	Nathan Call	86-87-90-91

PERSONAL FOULS

408	Russell Larson	92-93-94-95
-----	----------------	-------------

ASSISTS - TOTAL

570	Matt Montague	97-00-01-02
539	Danny Ainge	78-79-80-81
528	Nathan Call	86-87-90-91
502	Marty Haws	87-88-89-90

ASSISTS - AVERAGE

4.67	Matt Montague	97-00-01-02
4.57	Danny Ainge	78-79-80-81
4.09	Nathan Call	86-87-90-91

STEALS - TOTAL


195	Danny Ainge	78-79-80-81
182	Marty Haws	87-88-89-90
140	Scott Sinek	82-83-84-85
138	Nathan Call	86-87-90-91
131	Russell Larson	92-93-94-95

BLOCKED SHOTS

208	Greg Kite	80-81-82-83
-----	-----------	-------------

TRIPLE DOUBLES

1	Danny Ainge	1978
1	Fred Roberts	1981
1	Michael Smith	1988



Terrell Lyday was a three-point bomber, hitting 60 treys in 2001 and 67 in 2000. In 2000 he set the BYU single-season record of 21 consecutive games with a three-point field goal.



GAMES PLAYED/STARTED & DOUBLE-DOUBLE RECORDS

GAMES PLAYED

- Nathan Call - 129
Russell Larson - 129
Mark Durrant - 128
Ken Roberts - 126
Randy Reid - 125
Shane Knight - 124
Marty Haws - 123
Nathan Cooper - 122
Eric Nielsen - 122
Jeff Chatman - 122
Matt Montague - 122
Michael Smith - 122
Mark Bigelow - 120
Fred Roberts - 119
Danny Ainge - 118
Jared Jensen - 118
Devin Durrant - 117
Mekeli Wesley - 115
Jimmy Balderson - 115

GAMES STARTED

- Jeff Chatman* - 122
Randy Reid - 122
Ken Roberts - 121
Mark Bigelow - 119
Fred Roberts* - 119
Danny Ainge* - 118

- Devin Durrant* - 117
Michael Smith - 117
Mekeli Wesley - 111
Marty Haws - 102
Eric Nielsen - 102

* indicates players who started every game they played in

CONSECUTIVE GAMES PLAYED

- Mark Durrant* - 128
Ken Roberts* - 126
Marty Haws* - 123
Jeff Chatman - 122
Nathan Cooper* - 122
Matt Montague* - 122
Eric Nielsen* - 122
Mark Bigelow* - 120
Fred Roberts* - 119
Devin Durrant* - 117
Nathan Call - 107

* indicates players who appeared in every game over the course of their four-year career

CONSECUTIVE GAMES STARTED

- Jeff Chatman - 122 see note
Fred Roberts - 119

- Mark Bigelow - 118
Devin Durrant - 117
Marty Haws - 91
Michael Smith - 90
Mekeli Wesley - 71
Danny Ainge - 63 see note

Jeff Chatman - Chatman did not appear in the first three games of his freshman year. He started the fourth game, Dec. 8, 1984, and then played in and started every game until he graduated

Danny Ainge - Ainge did not play Feb. 24, 1979 (middle of sophomore year), but he started every game he appeared in, giving him 63 consecutive starts and 118 starts in every game he played in.

DOUBLE-DOUBLE LEADERS SEASON

Table with 3 columns: DD, NAME, SEASON. Lists players like John Fairchild, Brett Applegate, Kresimir Cosic, etc.


Table with 2 columns: NAME, YEARS. Lists players like Kresimir Cosic, Alan Taylor, Steve Trumbo, etc.

DOUBLE-DOUBLE LEADERS CAREER

Table with 3 columns: DD, NAME, YEARS. Lists players like Kresimir Cosic, John Fairchild, Alan Taylor, etc.



Jeff Chatman (1985-88) is the all-time leader in consecutive games started and total games started with 122 consecutive games.



John Fairchild (1964-65) holds the BYU record for most double-doubles in a season with 22 during the 1964-65 season.



Mark Durrant (1990, 1993-95) holds the BYU record for consecutive games played at 128.




Hall of Famer Kresimir Cosic holds the career record for double-doubles with 47 from 1971-1973.



DANNY AINGE • 1977-81, G, 6-5 • 2467 Career Points

YEAR	G	FGM-FGA	FG%	FTM-FTA	FT%	REB-AVG	PTS-AVG
77-78	30	243-473	.51	146-169	.86	173-5.8	632-21.1
78-79	27	206-376	.55	86-112	.77	102-3.8	498-18.4
79-80	29	229-430	.53	97-124	.78	114-3.9	555-19.1
80-81	30	309-596	.52	164-199	.82	152-4.8	782-24.4
Totals	118	987-1875	.53	493-605	.81	541-4.6	2467-20.9


- Won Eastman and John Wooden Award in his senior season
- Led BYU in scoring all four years and finished with a career average of 20.9 ppg
- Scored game winning lay-up in Sweet Sixteen against Notre Dame
- NCAA record, scoring in double figures in 112 consecutive games
- Drafted by both the Toronto Blue Jays (MLB) and the Boston Celtics (NBA)
- Played on two NBA championship teams at Boston, 1984 and 1986
- Played in 193 career playoff games, third all-time to Kareem Abdul-Jabbar and Robert Horry



MICHAEL SMITH • 1983-84, 1986-89, F, 6-10 • 2319 Career Points

YEAR	G	FGM-FGA	FG%	3PM-3PA	3P%	FTM-FTA	FT%	REB-AVG	PTS-AVG
83-84	29	99-218	.454	-----	---	34-45	.756	153-5.3	232-8.0
86-87	32	253-497	.509	34-70	.486	103-114	.904	273-8.5	643-20.1
87-88	30	229-452	.507	44-102	.431	127-151	.841	224-7.5	679-21.0
88-89	29	286-545	.525	33-87	.379	160-173	.925	248-8.6	765-26.4
Totals	120	886-1749	.507	111-259	.428	424-483	.878	922-7.7	2319-19.3

- Named third-team Basketball Weekly and Sporting News All-America honorable mention his senior year
- Named second-team UPI and third team AP All-America his junior season
- Finished his career with 2,319 points, second on BYU's all-time scoring list behind Danny Ainge
- Grabbed 922 rebounds in his career, the most by any Cougar
- Drafted in the first round by the Boston Celtics



DEVIN DURRANT • 1978-80, 1982-84, F, 6-7 • 2285 Career Points

YEAR	G	FGM-FGA	FG%	FTM-FTA	FT%	REB-AVG	PTS-AVG
78-79	28	132-263	.540	86-122	.710	146-5.2	370-13.2
79-80	29	147-265	.550	93-130	.720	170-5.9	387-13.3
82-83	29	231-456	.510	200-261	.770	167-5.8	662-22.8
83-84	31	312-543	.575	242-307	.788	160-5.2	866-27.9
Totals	117	822-1527	.538	621-820	.757	643-5.5	2,285-19.5

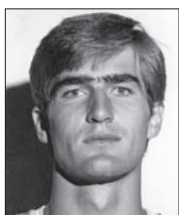
- AP All-America Second Team, UPI All-America Third Team
- Holds the BYU record for scoring average of 27.9 in his senior season
- WAC Player of the Year his junior year
- Finished 19th in the NCAA in scoring and was the 12th leading returning scorer in the nation in his junior season
- Drafted in the second round by the Indiana Pacers



RUSSELL LARSON • 1992-95, F/C, 6-11 • 1885 Career Points

YEAR	G-GS	FGM-FGA	FG%	3PM-3PA	3P%	FTM-FTA	FT%	REB-AVG	PTS-AVG
91-92	32-1	101-187	.540	0-0	---	115-141	.816	162-5.1	317-9.9
92-93	33-19	135-214	.631	0-2	---	88-120	.733	145-4.4	358-10.8
93-94	32-32	223-403	.553	10-35	.286	181-221	.819	292-9.1	637-19.9
94-95	32-32	201-384	.523	14-28	.500	157-191	.822	222-6.9	573-17.9
Totals	129-84	660-1188	.556	24-63	.393	541-673	.804	821-6.4	1885-14.6


- Holds the BYU record for single-season shooting percentage at .631
- First-team All-WAC by Coaches and Writers
- In addition to being fourth all-time at BYU in scoring with 1,885, he is also fourth in field goal percentage at .556
- GTE/CoSida Second Team Academic All-America



FRED ROBERTS • 1978-82, F, 6-10 • 1841 Career Points

YEAR	G/GS	FG/FGA	FG%	FT/FTA	FT%	PTS	AVG	REB	AVG	AST	TO	BLK	STL	MIN	AVG
78-79	28/28	158/291	.543	83/106	.78	399	14.3	191	6.8	63	72	23	24	861	30.8
79-80	29/29	151/257	.588	71/98	.72	373	13.1	177	6.1	72	75	19	10	891	30.7
80-81	32/32	216/373	.579	171/220	.77	603	18.8	255	8.0	110	104	14	26	1188	37.1
81-82	30/30	162/338	.479	142/178	.797	466	15.5	215	7.2	96	109	19	21	1118	37.3
Totals	119/119	687/1259	.546	487/602	.778	1,841	15.5	838	7.8	341	360	75	81	4058	34.1

- First-team All-WAC
- Basketball Writers District VII Team
- Shot a career average 55 percent from the field



JEFF CHATMAN • 1984-88, F, 6-6 • 1788 Career Points

YEAR	G	FGM-FGA	FG%	3PM-3PA	3P%	FTM-FTA	FT%	REB-AVG	PTS-AVG
84-85	26	45-85	.530	---	---	12-29	.410	106-4.1	102-3.9
85-86	32	230-422	.545	---	---	99-147	.673	165-5.2	559-17.5
86-87	32	223-437	.510	0-3	---	94-131	.718	183-5.7	540-16.9
87-88	30	239-402	.595	0-0	---	109-160	.681	229-7.6	587-19.6
Totals	120	737-1346	.548	0-3	---	314-467	.672	560-4.7	1788-14.9

- Honorable Mention All-America by Sporting News his senior season
- Twice selected to the USBWA All-District VII Team
- Finished career with 1788 points, sixth all-time at BYU



MEKELI WESLEY • 1997-01, F, 6-9 • 1740 Career Points

YEAR	G-GS	FGM-FGA	FG%	3PM-3PA	3P%	FTM-FTA	FT%	REB-AVG	PTS-AVG
97-98	30-29	129-313	.412	18-61	.295	130-168	.774	151-5.0	406-13.5
98-99	19-17	70-168	.417	12-42	.286	57-68	.838	93-4.9	209-11.0
99-00	33-33	192-397	.484	29-78	.372	143-193	.741	192-5.8	556-16.8
00-01	33-33	179-349	.513	32-76	.421	179-222	.806	181-5.5	569-17.2
Totals	115-112	570-1227	.466	91-257	.354	509-651	.782	617-5.4	1740-15.1

- The fifth Cougar to be named Conference Player of the Year his senior season at BYU
- MWC Tournament MVP his senior season
- Associated Press All-America honorable mention as a senior
- Holds the BYU single-game free throw record (16)

MARK BIGELOW • 1998-99, 2001-04, G/F, 6-7 • 1715 Career Points

YEAR	GP	GS	MIN	AVG	FG	FGA	PCT	3FG	FGA	PCT	FT	FTA	PCT	OFF	DEF	TOT	AVG	PF	FO	A	AVG	TO	BLK	STL	PTS	AVG
98-99	28	27	907	32.4	132	301	.439	44	113	.389	111	140	.793	34	141	175	6.3	67	3	57	2.0	76	13	38	419	15.0
01-02	30	30	954	31.8	138	317	.435	65	154	.422	106	132	.803	14	68	82	2.7	66	2	44	1.5	62	11	21	447	14.9
02-03	32	32	1025	32.0	145	332	.437	63	151	.417	93	112	.830	28	90	118	3.7	74	2	74	2.3	56	12	33	446	13.9
03-04	30	30	956	31.9	129	300	.430	41	141	.291	104	129	.806	27	86	113	3.8	65	1	85	2.8	50	13	24	403	13.4
Totals	120	119	3842	32.0	544	1250	.435	213	559	.381	414	513	.807	103	385	488	4.1	272	8	260	2.2	244	49	116	1715	14.3



- Finished his BYU career joining former Cougar All-American Danny Ainge as the only two Cougar players to score 400 points in each of their four seasons
- BYU record holder for career three-pointers (213)
- Earned All-MWC Second Team honors in senior season
- BYU record holder for consecutive games with a three-pointer (22), steals in a game (9) and tied for single-game free-throw percentage (1.000, minimum of 10 attempts)






KENNETH ROBERTS • 1990-91, 1993-96, F, 6-8 • 1567 Career Points

YEAR	G/GS	FG/FGA	FG%	3FG/A	3FG%	FT/FTA	FT%	PTS	AVG	REB	AVG	AST	TO	BLK	STL	MIN	AVG
90-91	34/34	78/158	.494	4/10	.400	50/76	.658	210	6.2	151	4.4	96	54	14	20	897	26.4
93-94	32/28	142/246	.577	1/2	.500	124/156	.795	409	12.8	192	6.0	61	49	21	25	993	31.0
94-95	32/31	171/307	.557	2/3	.667	150/179	.838	409	12.8	212	6.6	47	60	12	30	1037	32.4
95-96	28/28	170/316	.538	12/27	.444	187/230	.813	539	19.3	198	7.1	68	63	26	29	983	35.1
Totals	126/125	561/1027	.546	19/42	.452	511/641	.797	1567	12.4	753	6.0	272	226	73	104	3910	31.0


- Twice named All-WAC First Team
- Voted top WAC rebounder



KRESIMIR COSIC • 1970-73, C, 6-11 • 1512 Career Points

YEAR	G	FG	FG%	FTM	FT%	REBS-AVG	PTS-AVG
70-71	26	153	.48	101	.74	341-13.1	407-15.0
71-72	26	207	.50	167	.81	332-12.8	581-22.3
72-73	26	206	.48	113	.81	246-9.5	524-20.2
Totals	78	566	.487	381	.787	919-11.8	1512-19.4

- Named first-team Converse, Helms and UPI All-America
- Named All-Conference during his sophomore, junior and senior seasons
- He set a BYU career record in points (1,512), field goals made (566), free throws (381) and rebounds (919)
- Played and helped coach the Yugoslavian Olympic team



JAY CHEESMAN • 1973-77, F/C, 6-9 • 1408 Career Points

YEAR	GMS	FG/FGA	FG%	FT/FTA	FT%	PTS	AVG	REB	AVG
73-74	25	65/156	.417	29/41	.707	159	6.4	92	3.7
74-75	26	151/290	.521	77/115	.670	379	14.6	172	6.6
75-76	25	172/349	.493	97/129	.752	441	17.6	233	8.9
76-77	27	170/357	.476	89/116	.767	429	15.9	225	8.3
Totals	103	558/1152	.484	292/401	.728	1408	13.7	722	7.0

- Leading scorer his senior season
- Leading rebounder his senior season



ANDY TOOLSON • 1984-85, 1987-90, F, 6-6 • 1388 Career Points

YEAR	G	FGM/FGA	FG%	3PM-3PA	3P%	FTM/FTA	FT%	REB-AVG	PTS-AVG
84-85	29	97/193	.503	-----	----	53-73	.726	77-2.7	247-8.5
87-88	32	64/149	.430	25-63	.397	39/53	.736	88-2.8	192-6.0
88-89	26	124/260	.477	42-109	.385	105/126	.833	171-6.6	399-15.3
89-90	30	184/351	.510	74-151	.490	108/141	.766	198-6.6	550-18.3
Totals	117	469/953	.492	141-323	.437	305/393	.776	534-4.4	1388-11.8


- Holds BYU record for three-point shots made in a single season with 74 and is No. 3 in career triples made (141)
- Shares BYU single-game free-throw percentage (1.000, minimum of 10 attempts)
- Named first-team Academic All-America during his senior year
- Made a trey in 16 straight games



ROLAND MINSON • 1948-51, F, 6-0 • 1375 Career Points


YEAR	GMS	FG/FGA	FG%	FT/FTA	FT%	PTS	AVG	REB	AVG	AST
48-49	35	149/-	-	73/110	.664	371	10.8	-	-	-
49-50	32	160/418	.383	65/113	.575	385	12.0	-	-	-
50-51	37	239/627	.380	141/203	.694	619	16.7	186	5.0	99
Totals	104	548/--	--	279/426	.655	1375	13.2	--	--	--

- All-conference as a junior and senior
- MVP in the NIT tourney won by the Cougars in 1951
- Scored 619 points in one season
- Voted Most Outstanding Newcomer in 11 western states and drafted in the first round by the New York Knicks

**MARTY HAWS • 1986-90, G, 6-2 • 1337 Career Points**


YEAR	G/GS	FG/FGA	FG%	3FG/A	3FG%	FT/FTA	FT%	PTS	AVG	REB	AVG	AST	TO	BLK	STL	MIN	AVG
86-87	32/12	39/90	.433	0/7	.000	30/52	.577	108	3.4	29	.09	99	42	2	23	490	15.3
87-88	32/32	98/181	.541	16/32	.346	56/74	.757	268	8.4	61	1.9	131	64	5	45	884	27.6
88-89	29/29	144/307	.469	18/52	.346	99/125	.792	405	14.0	77	2.7	149	79	2	48	1088	37.5
89-90	30/30	198/398	.498	19/51	.373	141/179	.788	556	18.5	69	2.3	123	59	4	66	1101	36.7
Totals	123/103	479/976	.491	53/142	.373	326/430	.758	1337	10.9	236	1.9	502	244	13	182	3563	29.0

- First-team All-WAC selection his senior year
- Led the Cougars in both points and assists his senior season

**JOE NELSON • 1947-50, F, 6-3 • 1317 Career Points**


YEAR	G	FGM	FTM	PTS-AVG
47-48	24	131	106	368-15.3
48-49	34	204	121	529-15.5
49-50	29	154	112	420-14.5
Totals	87	489	339	1318-15.1

- Named Helms All-American in sophomore season
- Named all-conference all three years at BYU
- Led BYU in scoring all three years

**DICK NEMELKA • 1962-66, G, 6-2 • 1299 Career Points**


YEAR	G	FG	FG%	FTM	FT%	REBS-AVG	PTS-AVG
63-64	25	109	45	51	65	71-2.84	269-10.8
64-65	28	170	44	91	82	84-3.0	431-15.4
65-66	25	242	52	115	74	119-4.76	599-24.0
Totals	78	521	47	257	74	274-3.51	1299-16.7

- Named All-America by *Look* and *Converse* his senior season
- Led the team to the 1966 NIT championship
- Named first-team All-WAC in senior season and second-team All-WAC in junior season
- Averaged 24 ppg his senior season and shot 52 percent from the field
- Named Scholastic All-American
- Played professional basketball with the Utah Stars of the ABA, winning the ABA championship in 1971

**ALAN TAYLOR • 1976-80, C, 6-10 • 1284 Career Points**

YEAR	G	FG/FGA	FG%	FT/FTA	FT%	PTS	AVG	REB	AVG	AST	TO	BLK	STL	MIN	AVG
76-77	24	48/90	.533	30/45	.667	126	5.5	90	3.8	4	-	-	-	336	14.0
77-78	29	170/301	.565	41/75	.547	416	14.4	246	8.5	50	85	28	10	957	33.0
78-79	28	146/252	.579	84/140	.600	380	13.6	266	9.5	30	59	39	12	868	31.0
79-80	29	138/231	.597	86/142	.606	362	12.5	317	10.9	31	56	52	13	919	31.7
Totals	110	502/874	.574	241/402	.600	1284	11.7	919	8.4	115	-	-	-	3080	28.0

- Set a Marriott Center record in his season finale with 23 rebounds
- Named All-WAC First Team
- Pulled down 919 rebounds in his career, still tied for second just three behind Mike Smith's 922 record



DOUG RICHARDS • 1971-74, G, 6-3 • 1218 Career Points

YEAR	GMS	FG/FGA	FG%	FT/FTA	FT%	PTS	AVG	REB	AVG
71-72	26	110/207	.531	58/77	.753	278	10.7	106	4.1
72-73	26	165/327	.505	83/113	.735	413	15.9	119	4.6
73-74	26	211/448	.471	105/133	.789	527	20.3	159	6.1
Totals	78	486/982	.495	246/323	.762	1218	15.6	384	4.9

- Leading scorer his senior season
- At the time 20.3 point scoring average ranked fourth among top Cougar scorers for one season
- One of two players to score in double figures his senior season
- BYU won its opening and final game on last second shots by Richards as a senior



GARY TROST • 1987-88, 1990-93, C, 6-10 • 1205 Career Points

YEAR	G-GS	FGM-FGA	FG%	3PM-3PA	3P%	FTM-FTA	FT%	REB-AVG.	PTS-AVG.
87-88	16-0	6-14	.429	0-0	---	8-12	.667	16-1.0	20-1.3
90-91	33-0	80-134	.597	2-5	.400	66-91	.725	145-4.4	228-6.9
91-92	31-31	160-284	.563	2-4	.500	119-175	.680	203-6.6	441-14.2
92-93	22-22	100-181	.552	0-1	---	93-126	.738	142-6.5	516-15.2
Totals	102-53	346-613	.564	4-10	.400	286-404	.708	506-4.9	1205-11.8

- Honorable Mention All-America by the Associated Press his senior season
- All-WAC First Team as a junior and senior
- Third all-time in career field-goal percentage at BYU


ELDON BRINLEY • 1927-31 • 1195 Career Points



JOE RICHEY • 1950-52, F, 6-1 • 1177 Career Points

YEAR	G	FGM	FG%	FTM	FT%	REB-AVG	PTS-AVG
50-51	36	126	34	62	57	196-5.4	314-8.7
51-52	24	145	35	62	73	167-7.0	352-14.6
52-53	29	194	35	123	79	217-7.5	511-17.6
Totals	89	465	35	247	70	580-6.5	1177-13.2

- Named first-team All-America by Look and second-team All-America by Colliers
- Led BYU in scoring his junior and senior seasons with 14.6 and 17.6 point averages
- Finished his career at BYU with 1177 points and 580 rebounds
- Led BYU to the NIT Championship in his sophomore season




RANDY REID • 1992-96, G, 6-2 • 1166 Career Points

YEAR	G-GS	FGM-FGA	FG%	3PM-3PA	3P%	FTM-FTA	FT%	REB-AVG	PTS-AVG
92-93	34-33	59-155	.381	23-65	.354	71-83	.855	76-2.2	212-6.2
93-94	32-32	125-242	.517	34-100	.340	93-117	.795	68-2.1	377-11.8
94-95	31-29	76-206	.369	30-91	.330	86-101	.851	82-2.6	268-8.6
95-96	27-27	98-231	.424	27-95	.284	86-102	.843	59-2.2	309-11.4
Totals	124-121	358-834	.492	114-351	.324	336-403	.833	285-2.3	1166-9.4

- Selected to be on the GTE/CoSida Academic All-District VIII Team
- Voted to the All-Defensive Team by the coaches
- Finished 24th in the NCAA statistics for his 85.1 free-throw percentage in his junior season

**KARI LIIMO • 1966-69, F, 6-7 • 1156 Career Points**


YEAR	GMS	FG/FGA	FG%	FT/FTA	FT%	PTS	AVG	REB	AVG
66-67	24	117/226	.518	93/116	.802	327	13.6	76	3.2
67-68	24	159/333	.477	92/129	.713	410	17.0	231	9.6
68-69	28	164/349	.470	91/140	.650	419	15.0	248	8.9
Totals	76	440/908	.485	276/385	.717	1156	15.7	555	7.3



- Played on the Finnish Olympic team averaging 29 points per game
- At the time was the third highest scorer behind Joe Nelson and Dick Nemelka
- Had the third-best scoring average in three-year span, 15.2

ELWOOD ROMNEY • 1929-33 • 1150 Career Points

- BYU's first basketball player to score over 1,100 points during his career
- Named to the Helms All-America Team in 1932
- Named to the all-conference team for three years
- Played semi-professional ball with the Denver Athletic Club for three years

**DOUG HOWARD • 1967-70, G, 6-3 • 1143 Career Points**

YEAR	GMS	FG/FGA	FG%	FT/FTA	FT%	PTS	AVG	REB	AVG
67-68	25	95/242	.393	51/70	.729	241	9.6	114	4.6
68-69	28	164/349	.470	91/140	.650	419	15.0	248	8.9
69-70	26	175/399	.439	122/143	.853	472	18.2	136	5.2
Totals	79	434/990	.438	264/353	.748	1143	14.5	498	6.3

- Was a two-sport star at BYU (Basketball & Baseball)
- Finished among the top ten free throw shooters in collegiate ball, hitting 85 percent of his attempts from the free throw line
- Leading scorer in his senior season

**TRAVIS HANSEN • 2000-03, G/F, 6-6 • 1137 Career Points**

YEAR	G/GS	FG/FGA	FG%	3FG/A	3FG%	FT/FTA	FT%	PTS	AVG	REB	AVG	AST	TO	BLK	STL	MIN	AVG
00-01	24/9	49/120	.408	5/17	.294	28/39	.718	131	5.5	73	3.0	27	17	4	15	398	16.6
01-02	30/30	148/340	.435	35/83	.422	138/182	.758	469	15.6	187	6.2	46	68	13	19	933	31.1
02-03	32/32	169/383	.441	36/106	.340	163/204	.800	537	16.8	152	4.8	77	84	20	29	1025	32.0
Totals	86/71	366/843	.434	76/206	.370	329/425	.774	1137	13.2	412	4.8	150	169	37	63	2356	27.4

- 2003 Consensus first-team All-MWC
- 2003 MWC Co-Defensive Player of the Year
- 2003 USBWA District VIII First Team
- BYU earned a 44-1 home record in his three years
- Drafted by the Atlanta Hawks in the second round, 37th overall
- Chevrolet Player of the Game (NCAA vs. UConn, 21 points)

**STEVE SCHREINER • 1988-91, F, 6-7 • 1128 Career Points**

YEAR	G/GS	FG/FGA	FG%	3FG/A	3FG%	FT/FTA	FT%	PTS	AVG	REB	AVG	AST	TO	BLK	STL	MIN	AVG
88-89	29/25	131/258	.508	6/21	.288	58/82	.707	326	11.2	136	4.9	18	34	5	15	719	24.8
89-90	30/30	135/238	.567	0/1	.000	48/68	.706	318	10.6	157	5.2	29	58	11	17	867	28.9
90-91	34/32	188/340	.553	0/0	.000	108/160	.675	484	14.2	227	6.7	38	67	8	15	1028	30.2
Totals	93/87	454/836	.543	6/22	.273	214/310	.690	1128	12.1	520	5.6	85	159	24	47	2614	28.1

- Scored in double figures 17 times
- First-team All-WAC his senior season
- Helped the Cougars win the WAC Tournament
- Led the Cougars to the second round of the NCAA Tournament



JOHN FAIRCHILD • 1963-65, C, 6-8 • 1109 Career Points

YEAR	G	FGM-FGA	FG%	FTM-FTA	FT%	REB-AVG	PTS-AVG
63-64	25	192-425	.45	123-166	.74	330-13.2	507-20.3
64-65	28	218-444	.49	166-206	.81	348-12.4	602-21.5
Totals	53	410-869	.47	289-372	.78	678-12.8	1109-20.9

- Helms and *Look* All-America
- Two-time first-team All-WAC and WAC Player of the Year his senior season

- Finished his two-year career with 1109 points and 678 rebounds
- Leading scorer his senior season with 21.5 ppg
- Held school record with 20.3 ppg and 13.2 rpg his junior year
- Drafted in the second round by the Los Angeles Lakers



GARY EARNEST • 1958-61, G, 6-0 • 1108 Career Points

YEAR	GMS	FG/FGA	FG%	FT/FTA	FT%	PTS	AVG
58-59	26	142/357	.398	76/113	.673	360	13.9
59-60	25	119/380	.313	81/102	.794	319	12.7
60-61	26	161/377	.427	107/137	.781	429	16.5
Totals	77	422/1114	.379	264/352	.750	1108	14.4

- First-team all-conference
- All-Skyline recognition as a sophomore



TERRELL LYDAY • 1999-01, G, 6-3 • 1105 Career Points

YEAR	G/GS	FG/FGA	FG%	3FG/A	3FG%	FT/FTA	FT%	PTS	AVG	REB	AVG	AST	TO	BLK	STL	MIN	AVG
99-00	33/33	183/405	.452	67/170	.394	132/178	.742	565	17.1	133	4.0	61	78	12	62	1098	33.3
00-01	33/33	159/395	.403	60/151	.397	162/197	.822	540	16.4	92	2.8	66	76	13	37	1082	32.8
Totals	66/66	342/800	.428	127/321	.396	294/375	.784	1105	16.7	225	3.4	127	154	25	99	2180	33.0

- Named first-team All-Mountain West his senior year
- MWC Newcomer of the Year his junior season
- NABC District 13 Second Team
- 2001 MWC All-Tournament Team



MARK HANDY • 1973-77, C, 6-8 • 1099 Career Points

YEAR	GMS	FG/FGA	FG%	FT/FTA	FT%	PTS	AVG	REB	AVG	AST
73-74	26	106/216	.491	45/65	.692	256	9.8	227	8.7	-
74-75	26	119/222	.536	67/97	.690	305	11.7	236	9.1	-
75-76	19	105/208	.505	40/56	.714	250	13.2	168	8.8	45
76-77	25	113/207	.545	62/81	.765	288	11.5	170	6.8	26
Totals	96	443/853	.519	214/299	.716	1099	11.5	801	8.3	-

- Had the sixth-best single-season field-goal percentage mark when he finished his career
- Started all four years at BYU



MEL HUTCHINS • 1947-51, C, 6-5 • 1084 Career Points

YEAR	G	FGM	FTM	PTS-AVG
47-48	24	61	30	153-6.4
49-50	32	136	88	360-11.3
50-51	37	227	117	571-15.4
Totals	93	424	235	1084-11.6

- Named first-team All-America by *Look*, *Converse*, *Helms* and *Sporting News*
- Named third-team All-America by *UPI*
- Led BYU to the NIT Championship in his senior season
- Drafted in the first round by Tri-Cities Blackhawks in 1951 and named NBA Rookie of the Year
- Played in the NBA for seven years and was named an NBA All-Star six times





KEENA YOUNG • 2005-07, F, 6-6 • 1068 Career Points


Year	GP	GS	Min	Avg	FG	FGA	Pct	3FG	FGA	Pct	FT	FTA	Pct	Off	Def	Tot	Avg	PF	FO	A	Avg	TO	Blk	Stl	Pts	Avg
2004-05	25	15	555	22.2	74	149	.497	0	3	.000	31	51	.608	56	84	140	5.6	41	0	17	0.7	23	17	15	179	7.2
2005-06	29	14	679	23.4	113	216	.523	0	1	.000	73	94	.777	66	101	167	5.8	62	0	32	1.1	43	11	18	299	10.3
2006-07	34	34	984	28.9	236	435	.543	0	0	.000	118	147	.803	79	144	223	6.6	81	1	50	1.4	75	5	15	590	17.4
Total	88	63	2218	25.2	423	800	.529	0	4	.000	222	292	.760	201	329	530	6.0	184	1	99	1.1	141	33	48	1068	12.1



- 2007 Associated Press All-America Honorable Mention
- 2007 MWC Player of the Year
- 2007 USBWA All-District VIII Selection
- 2007 NABC All-District 13 First Team
- 590 points as a senior ranks 15th all-time at BYU

SCOTT RUNIA • 1976-80, G, 6-1 • 1051 Career Points


YEAR	GMS	FG/FGA	FG%	FT/FTA	FT%	PTS	AVG	REB	AVG	AST	TO	BLK	STL	MIN	AVG
76-77	26	61/153	.399	28/37	.757	150	5.8	48	1.8	65	-	-	-	-	-
77-78	30	150/280	.536	40/50	.800	340	11.3	65	2.2	145	67	2	35	1080	36.0
78-79	25	120/247	.486	50/57	.877	290	11.6	62	2.5	100	62	2	31	820	32.8
79-80	29	114/248	.460	43/51	.843	271	9.3	38	1.3	95	56	4	26	788	27.1
Totals	110	445/928	.480	161/195	.826	1051	9.6	213	1.9	405	-	-	-	-	-




- Second-team All-WAC his junior season
- Helped the Cougars win two WAC Championships

BERNIE FRYER • 1970-72, G, 6-3 • 1031 Career Points

YEAR	GMS	FG/FGA	FG%	FT/FTA	FT%	PTS	AVG	REB	AVG
70-71	29	196/433	.453	165/222	.743	558	19.2	130	4.5
71-72	26	168/353	.476	137/180	.761	473	18.2	82	3.2
Totals	55	364/786	.463	302/402	.751	1031	18.8	212	3.9



- Named to All-WAC First Team along with Kresimir Cosic his senior year
- Helped win two WAC titles during his junior and senior seasons at BYU
- During his senior season, BYU broke the NCAA attendance record (16,128 by Illinois in '71) by 5,000 averaging 21,818



DAVE EASTIS • 1958-61, C, 6-5 • 1015 Career Points

YEAR	GMS	FG/FGA	FG%	FT/FTA	FT%	PTS	AVG	REB	AVG
58-59	19	59/137	.431	28/53	.528	146	7.7	109	5.7
59-60	24	181/397	.456	121/174	.695	483	20.1	245	10.2
60-61	26	132/330	.400	122/158	.772	386	14.9	243	9.3
Totals	69	372/864	.431	271/385	.704	1015	14.7	597	8.7



- All-conference player
- All-American candidate in '61
- Scored 44 points in one game against New Mexico



TEAM SINGLE SEASON

GAMES	37	1951
WINS	28	1951
FG MADE	1,014	1965
FG ATTEMPTS	2,611	1951
FG PERCENTAGE		
.531		1988
.529		1979
.522		1980
.509		1984
.500		1989
.499		1990
.498	1966, 1992, 1993	
.492	1967, 1994	
.491	2007	
THREE-POINT SHOTS ATTEMPTED		
638		1998
THREE-POINT SHOTS MADE		
256		2007
THREE-POINT PERCENTAGE		
.452		1988
FREE THROWS MADE		
697		1993
CONSECUTIVE FREE THROWS MADE		
33		2005
FREE THROW ATTEMPTS		
909		1993
FREE THROW PERCENTAGE		
.815		1989
.780		2001
.773		1995
.767		1993
.765		1996
.763		1988
.760		2002
REBOUNDS		
1,457	1951, 1965	
TEAM REBOUNDING AVERAGE		
55.8		1956
ASSISTS		
613		1993
STEALS		
236		2000
BLOCKED SHOTS		
246		1991
MOST PERSONAL FOULS		
721		1993
MOST PERSONAL FOULS PER GAME		
23.1	1985 (671 in 29 games)	
FEWEST PERSONAL FOULS PER GAME		
13.9	1971 (403 in 29 games)	
MOST PLAYERS DISQUALIFIED		
39		1978
WINNING PERCENTAGE		
.850	17-3	1942
.828	24-5	1980
.813	26-6	1988
.812	26-6	1988
.807	21-5	1972
CONSECUTIVE VICTORIES		
17		1988
HOMECOURT WINNING STREAK		
44	2/19/00 - 1/16/03	
31	11/26/05 - Entering 2007-08	
24	3/17/94 - 1/18/96	
CONSECUTIVE DEFEATS		
21		1997
8		1927
LARGEST SCORING MARGIN		
12.6	1966 (95.5 - 82.9)	
	1953 (68.1 - 55.5)	
MOST POINTS SCORED PER GAME		
95.5		1966
FEWEST POINTS SCORED PER GAME		
48.6		1946
FEWEST POINTS ALLOWED PER GAME		
46.4		1946

TEAM SINGLE GAME

FIELD GOALS ATTEMPTED		
108	vs. Montana	1953
FIELD GOALS MADE		
51	vs. Houston	1966
FIELD GOAL PERCENTAGE		
.736	vs. St. Mary's (39-53)	1983
.708	vs. Elon College (34-48)	2001
THREE-POINTERS ATTEMPTED		
33	vs. Louisiana State	1992
THREE-POINT FIELD GOALS MADE		
15	vs. UNLV	2007
14	vs. Southern Utah	2003
THREE-POINT PERCENTAGE (MIN 10)		
.733	at Air Force (11/15)	1993
FREE THROWS ATTEMPTED		
49	vs. Santa Clara	1965
FREE THROWS MADE		
39	vs. Utah State	1957
CONSECUTIVE FREE THROWS		
24	vs. Santa Clara	2005
BEST FREE THROW PERCENTAGE (MIN 10)		
1.000	vs. Wichita St. (12/12)	1965
1.000	at Chaminade (10/10)	2005
.957	vs. Wyoming (22/23)	1974
.950	vs. San Diego State (19/20)	2002
MOST REBOUNDS		
77	vs. St. Mary's	1966
MOST STEALS		
17	at Colorado St.	2006
17	vs. James Madison	1990
MOST ASSISTS		
34	vs. Northeast Louisiana	1975
34	vs. San Diego State	1980
REBOUND MARGIN		
40	vs. St Mary's	1967
FEWEST PERSONAL FOULS		
5	vs. Michigan State	1981
FEWEST TOTAL POINTS		
25	vs. Wyoming	1982
FEWEST POINTS IN A HALF		
12	vs. Wyoming @ 1980, vs.	1982
13	at Air Force	2005
FEWEST POINTS ALLOWED IN A HALF		
10	vs. Air Force	2003
MOST PERSONAL FOULS		
36	vs. Idaho State	1977
MOST TOTAL POINTS		
128	vs. Sacramento State	1993
MOST POINTS ONE HALF		
69	vs. North Texas	1981
LARGEST SCORING MARGIN		
62	vs. W. Oregon (102-40)	2007
51	vs. St. Mary's (108-57)	1967
FEWEST FIELD GOALS ATTEMPTED		
23	at Wyoming	1980
FEWEST FIELD GOALS MADE		
10	at Wyoming	1980
10	vs. Southern Utah	2001
FEWEST FREE THROWS ATTEMPTED		
3	vs. Niagara	1976
3	vs. St. Mary's (Calif.)	2005
4	vs. San Diego State	2001
FEWEST FREE THROWS MADE		
1	vs. Niagara	1976
2	vs. San Diego State	2001

TEAM SEASON SCORING

Year	Offense		Defense	
	Pts.	Avg.	Pts.	Avg.
2007	2654	78.1	2347	69.0
2006	2209	76.2	2078	71.7
2005	1972	65.7	2070	69.0
2004	2200	73.3	1966	65.5
2003	2299	71.8	2032	63.5
2002	2115	70.5	1951	65.0
2001	2324	70.4	2069	62.7
2000	2328	70.5	2107	63.8
1999	2009	71.8	2055	73.4
1998	1906	63.5	2093	69.8
1997	1547	59.5	2061	79.3
1996	2303	82.3	2194	78.4
1995	2405	75.2	2214	69.2
1994	2540	79.4	2382	74.4
1993	2754	81.0	2445	71.9
1992	2567	80.2	2227	69.6
1991	2454	72.2	2336	68.7
1990	2110	70.3	1971	65.7
1989	2338	80.6	2322	80.1
1988	2735	85.5	2437	76.2
1987	2634	82.3	2469	77.2
1986	2328	72.8	2159	74.4
1985	2175	75.0	2159	74.4
1984	2433	78.5	2325	75.0
1983	2014	69.5	1919	66.2
1982	1885	62.8	1752	58.4
1981	2525	78.8	2275	71.1
1980	2421	83.5	2103	72.5
1979	2381	85.0	2144	76.6
1978	2429	81.0	2495	83.2
1977	2013	74.6	2027	75.1
1976	2015	77.5	2183	83.9
1975	2062	79.3	2088	80.3
1974	2015	77.5	2183	83.9
1973	2068	79.5	1940	74.6
1972	2128	81.8	1927	74.1
1971	2401	82.8	2294	79.1
1970	2096	80.7	2188	84.1
1969	2325	83.0	2259	80.7
1968	2064	82.6	1956	78.2
1967	1960	81.7	1827	76.1
1966	2388	95.5	2073	82.9
1965	2639	94.3	2356	83.1
1964	1974	79.0	2004	80.2
1963	1985	77.1	2035	78.3
1962	1834	70.5	1947	74.9
1961	1923	73.9	1870	71.9
1960	1676	67.0	1877	75.1
1959	1965	75.5	1854	71.2
1958	1697	65.3	1735	66.7
1957	1985	77.1	1888	67.1
1956	2006	77.2	1743	67.0
1955	1892	72.7	1847	71.0
1954	1991	68.6	1897	64.8
1953	2053	69.2	1694	56.2
1952	1451	60.4	1412	58.8
1951	2355	65.3	2012	55.7
1950	1903	55.0	1698	49.9



MARRIOTT CENTER RECORDS

TEAM SINGLE GAME

MOST FIELD GOALS ATTEMPTED

102 North Texas vs. BYU, Dec. 12, 1980

MOST FIELD GOALS MADE

58 Southern Utah vs. South Alabama, Dec. 10, 1994

BEST FIELD GOAL PERCENTAGE

.744 Georgetown vs. Oregon State, Mar. 19, 1982

MOST THREE-POINT FIELD GOALS ATTEMPTED

51 Arizona State vs. BYU, Dec. 1, 1992

MOST THREE-POINT FIELD GOALS MADE

16 Arizona State vs. BYU, Dec. 1, 1992

BEST THREE-POINT FIELD GOAL PERCENTAGE

.778 BYU vs. Eastern Washington, 7/9, Nov. 25, 1989

MOST FREE THROWS ATTEMPTED

47 BYU vs. Tulsa, Dec. 22, 1990

47 BYU vs. Southern Utah, Nov. 24, 1999

MOST FREE THROWS MADE

37 BYU vs. Utah, Jan. 14, 1984

37 BYU vs. Utah State, Dec. 18, 1992

37 BYU vs. Southern Utah, Nov. 24, 1999

BEST FREE THROW PERCENTAGE

1.000 SW Mo. vs. Santa Clara, 15/15, Dec. 14, 1984

.955 BYU vs. New Mexico, 21/22, Feb. 18, 1989

MOST REBOUNDS

76 UCLA vs. Weber State, Mar. 16, 1972

BIGGEST REBOUND MARGIN OVER OPPONENT

38 BYU vs. Morgan State, 59-21, Dec. 28, 1995

MOST PERSONAL FOULS

34 North Texas vs. BYU, Dec. 12, 1980

34 Washington vs. BYU, Dec. 22, 1984

FEWEST PERSONAL FOULS

5 BYU vs. Michigan State, Dec. 16, 1980

ASSISTS

36 Southern Utah vs. South Alabama, Dec. 10, 1994

34 BYU vs. Northeast Louisiana, Jan. 4, 1975

34 BYU vs. Wyoming, Jan. 15, 1977

34 BYU vs. San Diego State, Mar. 1, 1980

POINTS

140 Southern Utah vs. South Alabama, Dec. 10, 1994

POINTS IN FIRST HALF

61 Southern Utah vs. South Alabama, Dec. 10, 1994

POINTS IN SECOND HALF

79 Southern Utah vs. South Alabama, Dec. 10, 1994

LARGEST SCORING MARGIN

68 So. Utah vs. So. Alabama, 140-72, Dec. 10, 1994

FEWEST POINTS IN A GAME

25 BYU vs. Wyoming, Jan. 23, 1982

FEWEST POINTS IN FIRST HALF

10 Air Force vs. BYU, Feb. 3, 2003

FEWEST POINTS IN SECOND HALF

12 BYU vs. Wyoming, Jan 18, 1980

FEWEST FIELD GOALS ATTEMPTED

29 Wyoming vs. BYU, Jan. 23, 1982

FEWEST FIELD GOALS MADE

10 BYU vs. Wyoming, Jan. 23, 1982

10 BYU vs. Southern Utah, Dec. 14, 2000

FEWEST FREE THROWS ATTEMPTED

2 UTEP vs. BYU, Feb. 15, 1973

FEWEST FREE THROWS MADE

1 UTEP vs. BYU, Feb. 15, 1973

1 BYU vs. Niagara, Dec. 11, 1976

MOST TURNOVERS COMMITTED

32 New Mexico vs. BYU, Jan. 30, 1976

MOST BLOCKED SHOTS

17 BYU vs. E. Kentucky, Dec. 7, 1990

MOST STEALS

19 BYU vs. James Madison, Dec. 19, 1990

INDIVIDUAL SINGLE GAME

FIELD GOALS ATTEMPTED

36 Michael Brooks, La Salle vs. BYU, Dec. 15, 1979

FIELD GOALS MADE

24 Michael Brooks, La Salle vs. BYU, Dec. 15, 1979

FIELD GOAL PERCENTAGE (12 ATT)

.917 Scott Runia, BYU vs. Wyoming, 11/12, Feb. 11, 1978

.917 Devin Durrant, BYU vs. St. Mary's, 11/12, Dec. 10, '83

THREE-POINT FIELD GOALS ATTEMPTED

18 Jack Hurd, La Salle vs. BYU, Feb. 15, 1992

THREE-POINT FIELD GOALS MADE

9 Jay Goodman, Utah St. vs. BYU, Nov. 24, 1990

THREE-POINT FIELD GOAL PCT. (MIN. 5 ATT)

1.000 Nathan Call, BYU vs. Utah, 6/6, Mar. 3, 1991

1.000 D. Praylow, Wichita St. vs. BYU, 5/5, Jan. 28, 1989

1.000 Paris Bryant, Wyo. vs. BYU, 5/5, Jan. 26, 1991

1.000 Danny Bower, BYU vs. Wyoming, 5/5, Jan. 15, 1998

FREE THROWS ATTEMPTED

19 Timo Saarelainen, BYU vs. Hawaii, Feb. 1, 1985

FREE THROWS MADE

16 Keith Van Horn, Utah vs. BYU, 16/16, Mar. 2, 1996

16 David Rivers, Notre Dame vs. BYU, Jan. 13, 1986

FREE THROW PERCENTAGE (12 ATT.)

1.000 Keith Van Horn, Utah vs. BYU, 16/16, Mar. 2, 1996

1.000 Andy Toolson, BYU vs. Calif., 14/14, Feb. 14, 1989

1.000 Marty Haws, BYU vs. Hawaii, 13/13, Feb. 2, 1990

1.000 K. Youngblood, USU vs. BYU, 13/13, Dec. 13, 1991

1.000 K. Roberts, BYU vs. S. Utah, 13/13, Dec. 9, 1994

1.000 D. Ainge, BYU vs. SDSU, 12/12, Mar. 1, 1980

1.000 F. Roberts, BYU vs. Wash., 12/12, Mar. 10, 1982

1.000 D. Durrant, BYU vs. Wyo, 12/12, Jan. 26, 1984

REBOUNDS

23 Alan Taylor, BYU vs. San Diego State, Mar. 1, 1980

23 Steve Trumbo, BYU vs. Air Force, Jan. 21, 1982

POINTS SCORED

51 Michael Brooks, La Salle vs. BYU, Dec. 15, 1979

ASSISTS

16 Mike May, BYU vs. Niagara, Dec. 11, 1976

15 Matt Montague, BYU vs. Idaho, Dec. 5, 2001

15 Matt Montague, BYU vs. Wyoming, Feb. 2, 2002

BLOCKED SHOTS

14 Shawn Bradley, BYU vs. Eastern Kentucky, Dec. 7, 1990

COMBINED TEAM SINGLE GAME

FIELD GOALS ATTEMPTED

175 Utah St. (97) vs. BYU (78), Jan. 22, 1972

175 N. Texas (102) vs. BYU (73), Dec. 12, 1980

FIELD GOALS MADE

91 La Salle (47) vs. BYU (44), Dec. 15, 1979

THREE-POINT FIELD GOALS ATTEMPTED

63 CS Northridge (38) vs. S. F. Austin (25), Dec. 9, 1995

THREE-POINT FIELD GOALS MADE

24 MSU-Billings (14) vs. BYU (10), Jan. 11, 2005

23 New Mexico (12) vs. BYU (11), Feb. 1, 2003

23 New Mexico (14) vs. BYU (9), Feb 21, 2004

23 New Mexico (14) vs. BYU (9), Feb. 14, 2007

FREE THROWS ATTEMPTED

87 BYU (46) vs. Washington (41), Dec. 22, 1984

FREE THROWS MADE

60 BYU (31) vs. Utah State (29), Nov. 24, 1990

REBOUNDS

130 UCLA (76) vs. Weber State (54), Mar. 16, 1972

PERSONAL FOULS

63 Washington (34) vs. BYU (29), Dec. 22, 1984

63 Utah (32) vs. BYU (31), Mar. 2, 1985

PLAYERS DISQUALIFIED

6 BYU (3) vs. Colorado State (3), Mar. 5, 1976


6 BYU (4) vs. Utah State (2), Dec. 27, 1980

POINTS SCORED

233 BYU (121) vs. Utah St. (112), OT, Dec. 19, 1987

TURNOVERS

60 New Mexico (32) vs. BYU (28), Jan. 30, 1976



ALAN TAYLOR
23 REBOUNDS
3/1/80



NCAA TOURNAMENT GAME HIGHS

POINTS

- 37, Danny Ainge vs UCLA (3/14/81)
- 30, Kresimir Cosic vs Utah State (3/13/71)
- 29, Michael Smith vs NC Charlotte (3/17/88)
- 27, Kresimir Cosic vs Long Beach (3/11/72)
- 27, Alan Taylor vs Clemson (3/8/80)
- 26, Gary Trost vs SMU (3/18/93)
- 25, Jeff Chatman vs New Orleans (3/12/87)
- 25, Mekeli Wesley vs Cincinnati (3/15/01)
- 24, Bob Quinney vs OCU (3/13/65)
- 24, Steve Kelly vs UCLA (3/18/71)
- 24, Nick Sanderson vs Kansas (3/20/93)
- 24, Rafael Araujo vs. Syracuse (3/18/04)
- 24, Keena Young vs Xavier (3/15/07)
- 23, John Fairchild vs UCLA (3/12/65)
- 21, Danny Ainge vs Princeton (3/12/81)
- 21, Michael Smith vs Louisville (3/19/88)
- 21, Travis Hansen vs. UConn (3/20/03)
- 20, Russell Larson vs Tulane (3/16/95)
- 20, Kenneth Roberts vs Tulane (3/16/95)
- 18, Kari Liimo vs NMSU (3/8/69)

FIELD GOALS

- 14, Danny Ainge vs UCLA (3/14/81)
- 11, Jeff Chatman vs New Orleans (3/12/87)
- 11, Michael Smith vs NC Charlotte (3/17/88)
- 10, Bob Quinney vs OCU (3/13/65)
- 10, Kresimir Cosic vs Utah State (3/13/71)
- 10, Kenneth Roberts vs Tulane (3/16/95)
- 10, Keena Young vs Xavier (3/15/07)
- 9, Steve Kelly vs UCLA (3/18/71)
- 9, Kresimir Cosic vs Long Beach (3/11/72)
- 9, Doug Richards vs Long Beach (3/11/72)
- 9, Russell Larson vs SMU (3/18/93)
- 9, Rafael Araujo vs. Syracuse (3/18/04)
- 8, John Fairchild vs UCLA (3/12/65)
- 8, Michael Smith vs Louisville (3/19/88)
- 8, Mekeli Wesley vs Cincinnati (3/15/01)
- 8, Travis Hansen vs. UConn (3/20/03)
- 7, Kari Liimo vs NMSU (3/8/69)
- 7, Jim Miller vs Pacific (3/20/71)
- 7, Scott Runia vs San Francisco (3/10/79)
- 7, Danny Ainge vs Princeton (3/12/81)
- 7, Kevin Nixon vs Louisiana State (3/19/92)
- 7, Nick Sanderson vs Kansas (3/20/93)

FIELD GOALS ATTEMPTED

- 25, Michael Smith vs New Orleans (3/12/87)
- 23, Dick Nemejka vs OCU (3/13/65)
- 23, Keena Young vs Xavier (3/15/07)
- 22, Danny Ainge vs UCLA (3/14/81)
- 21, Steve Kelly vs Pacific (3/20/71)
- 21, Travis Hansen vs. UConn (3/20/03)
- 20, Kresimir Cosic vs Long Beach (3/11/72)
- 20, Michael Smith vs Louisville (3/19/88)
- 19, Kresimir Cosic vs Utah State (3/13/71)
- 19, Bernie Fryer vs UCLA (3/18/71)
- 18, Kevin Nixon vs Louisiana State (3/19/92)
- 18, Nick Sanderson vs Kansas (3/20/93)
- 17, John Fairchild vs UCLA (3/12/65)
- 17, Alan Taylor vs San Francisco (3/10/79)
- 17, Michael Smith vs NC Charlotte (3/17/88)
- 16, Doug Howard vs NMSU (3/8/69)
- 16, Danny Ainge vs Princeton (3/12/81)
- 16, Kenneth Roberts vs Tulane (3/16/95)

THREE-POINT FIELD GOALS

- 6, Nick Sanderson vs Kansas (3/20/93)
- 5, Nick Sanderson vs Louisiana State (3/19/92)
- 5, Mike Rose vs Xavier (3/15/07)
- 4, Michael Smith vs Louisville (3/19/88)
- 4, Luiz Lemes vs. Syracuse (3/18/04)

- 3, Mike Hall vs. Syracuse (3/18/04)
- 3, Mark Bigelow vs. Syracuse (3/18/04)
- 3, Robbie Reid vs Tulane (3/16/95)
- 3, Trent Whiting vs Cincinnati (3/15/01)

THREE-POINT FIELD GOALS ATTEMPTED

- 15, Nick Sanderson vs Kansas (3/20/93)
- 13, Nick Sanderson vs Louisiana State (3/19/92)
- 10, Mark Bigelow vs. Syracuse (3/18/04)
- 9, Michael Smith vs Louisville (3/19/88)
- 8, Trent Whiting vs Cincinnati (3/15/01)
- 7, Mark Bigelow vs. UConn (3/20/03)
- 7, Luiz Lemes vs. Syracuse (3/18/04)
- 7, Austin Ainge vs Xavier (3/15/07)
- 6, Andy Toolson vs Clemson (3/15/90)
- 6, Robbie Reid vs Tulane (3/16/95)
- 6, Mike Rose vs Xavier (3/15/07)

FREE THROWS

- 13, Bernie Fryer vs Utah State (3/13/71)
- 9, Kresimir Cosic vs Long Beach (3/11/72)
- 9, Danny Ainge vs UCLA (3/14/81)
- 9, Jim Usevitch vs Louisville (3/19/88)
- 8, John Fairchild vs OCU (3/13/65)
- 8, Marty Haws vs NC Charlotte (3/17/88)
- 8, Mekeli Wesley vs Cincinnati (3/15/01)
- 7, John Fairchild vs UCLA (3/12/65)
- 7, Fred Roberts vs Princeton (3/12/81)
- 7, Danny Ainge vs Princeton (3/12/81)
- 7, Gary Trost vs SMU (3/18/93)
- 6, Steve Kelly vs UCLA (3/18/71)
- 6, Randy Reid vs Kansas (3/20/93)
- 6, Rafael Araujo vs. Syracuse (3/18/04)

FREE THROWS ATTEMPTED

- 15, Bernie Fryer vs Utah State (3/13/71)
- 12, John Fairchild vs OCU (3/13/65)
- 10, Fred Roberts vs Princeton (3/12/81)
- 10, Danny Ainge vs UCLA (3/14/81)
- 10, Jim Usevitch vs Louisville (3/19/88)
- 10, Gary Trost vs SMU (3/18/93)
- 9, Kresimir Cosic vs Long Beach (3/11/72)
- 9, Marty Haws vs NC Charlotte (3/17/88)
- 9, Mekeli Wesley vs Cincinnati (3/15/01)
- 8, John Fairchild vs UCLA (3/12/65)

REBOUNDS

- 23, Kresimir Cosic vs UCLA (3/18/71)
- 21, John Fairchild vs OCU (3/13/65)
- 15, Michael Smith vs New Orleans (3/12/87)
- 13, John Fairchild vs UCLA (3/12/65)
- 13, Paul Ruffner vs NMSU (3/8/69)
- 13, Kresimir Cosic vs Pacific (3/20/71)
- 13, Kresimir Cosic vs Long Beach (3/11/72)
- 13, Brian Ambrozich vs Long Beach (3/11/72)
- 13, Steve Trumbo vs UCLA (3/14/81)
- 13, Michael Smith vs NC Charlotte (3/17/88)
- 12, Steve Kramer vs Temple (3/14/66)
- 12, Rafael Araujo vs. Syracuse (3/18/04)
- 11, Kresimir Cosic vs Utah State (3/13/71)
- 11, Michael Smith vs Louisville (3/19/88)
- 11, Gary Trost vs Virginia (3/14/91)
- 11, Gary Trost vs Virginia (3/16/91)
- 10, Steve Trumbo vs Washington (3/10/82)
- 10, Greg Kite vs Washington (3/10/82)
- 10, Jared Miller vs SMU (3/18/93)
- 10, Jared Miller vs Kansas (3/20/93)
- 10, Keena Young vs Xavier (3/15/07)

ASSISTS

- 9, Luiz Lemes vs. Syracuse (3/18/04)
- 8, Randy Reid vs SMU (3/18/93)
- 8, Gary Trost vs Kansas (3/20/93)
- 7, Steve Craig vs UCLA (3/14/81)

- 7, Nathan Call vs Arizona (3/16/91)
- 7, Nathan Call vs Louisiana State (3/19/92)
- 6, Bernie Fryer vs UCLA (3/18/71)
- 6, Steve Kelly vs Pacific (3/20/71)
- 6, Brian Taylor vs NC Charlotte (3/17/88)
- 6, Robbie Reid vs Tulane (3/16/95)

BLOCKED SHOTS

- 10, Shawn Bradley vs Virginia (3/14/91)
- 4, Greg Kite vs UCLA (3/14/81)

STEALS

- 5, Robbie Reid vs Tulane (3/16/95)
- 4, Nathan Call vs Louisiana State (3/19/92)
- 3, Alan Taylor vs San Francisco (3/10/79)
- 3, Danny Ainge vs UCLA (3/14/81)
- 3, Danny Ainge vs Notre Dame (3/19/81)
- 3, Andy Toolson vs Clemson (3/15/90)
- 3, Travis Hansen vs. UConn (3/20/03)

MINUTES

- 42, Michael Smith vs NC Charlotte (3/17/88)-OT
- 40, Fred Roberts vs Princeton (3/12/81)
- 40, Danny Ainge vs Princeton (3/12/81)
- 40, Steve Trumbo vs Notre Dame (3/19/81)
- 40, Danny Ainge vs Notre Dame (3/19/81)
- 40, Andy Toolson vs Clemson (3/15/90)
- 40, Gary Trost vs SMU (3/18/93)
- 40, Luiz Lemes vs. Syracuse (3/18/04)
- 39, Danny Ainge vs UCLA (3/14/81)
- 39, Keena Young vs Xavier (3/15/07)
- 38, Danny Ainge vs Virginia (3/21/81)
- 38, Austin Ainge vs Xavier (3/15/07)

CAREER NCAA POINTS

- Danny Ainge – 107
- Kresimir Cosic – 89
- Michael Smith – 80
- Bernie Fryer – 75
- Fred Roberts – 75
- Devin Durrant – 67
- Jim Usevitch – 63
- Jeff Chatman – 61
- Steve Kelly – 58
- Russell Larson – 57
- Nick Sanderson – 52
- Gary Trost – 46
- Alan Taylor – 43
- Nate Call – 40
- Mark Bigelow – 39
- John Fairchild – 39
- Steve Craig – 38
- Marty Haws – 37
- Phil Tollestrup – 32
- Rafael Araujo – 30
- Mike Gardner – 30
- Jared Miller – 30
- Jim Miller – 30
- Steve Kramer – 28
- Bob Quinney – 28
- Andy Toolson – 27
- Mark Heslop – 26
- Steve Schreiner – 26
- Steve Trumbo – 26
- Kevin Nixon – 24
- Doug Richards – 24
- Kenneth Roberts – 24
- Scott Runia – 24
- Brian Taylor – 24
- Keena Young – 24
- Greg Kite – 20



NIT INDIVIDUAL GAME HIGHS

POINTS

- 27, Dick Nemelka vs Temple (3/14/66)
- 23, Travis Hansen vs UC Irvine (3/14/02)
- 22, Fred Roberts vs Washington (3/10/82)
- 22, Russell Larson vs ASU (3/17/94)
- 21, Gary Hill vs NYU (3/19/66)
- 21, Craig Raymond vs NYU (3/19/66)
- 20, Tom Gneiting vs SMU (3/13/86)
- 20, Jeff Chatman vs Calif. Irvine (3/18/86)
- 19, Terrell Lyday vs Southern Illinois (3/20/00)
- 19, Tom Gneiting vs Calif. Irvine (3/18/86)
- 18, Trent Plaisted at Houston (3/15/06)
- 17, Richie Webb vs Ohio State (3/21/86)
- 17, Travis Hansen at Memphis (3/20/02)
- 17, Mark Bigelow at Memphis (3/20/02)

FIELD GOALS

- 10, Dick Nemelka vs Temple (3/14/66)
- 10, Craig Raymond vs NYU (3/19/66)
- 9, Jeff Chatman vs Calif. Irvine (3/18/86)
- 9, Russell Larson vs ASU (3/17/94)
- 8, Travis Hansen vs UC Irvine (3/14/02)
- 8, Terrell Lyday vs Southern Illinois (3/20/00)
- 7, Travis Hansen at Memphis (3/20/02)
- 7, Richie Webb vs SMU (3/13/86)
- 7, Jeff Chatman vs Ohio State (3/21/86)
- 7, Richie Webb vs Ohio State (3/21/86)
- 6, Steve Trumbo vs Washington (3/10/82)
- 6, Scott Sinek vs Washington (3/10/82)
- 6, Russell Larson vs Fresno State (3/22/94)
- 6, Mekeli Wesley vs Bowling Green (3/15/00)
- 6, Eric Nielsen vs Bowling Green (3/15/00)
- 6, Trent Plaisted at Houston (3/15/06)

FIELD GOALS ATTEMPTED

- 20, Steve Kramer vs NYU (3/19/66)
- 19, Terrell Lyday vs Southern Illinois (3/20/00)
- 18, Dick Nemelka vs Temple (3/14/66)
- 18, Jeff Congdon vs Temple (3/14/66)
- 18, Jeff Chatman vs Calif. Irvine (3/18/86)
- 18, Jeff Chatman vs Ohio State (3/21/86)
- 16, Travis Hansen vs Memphis (3/20/02)
- 14, Terrell Lyday vs Notre Dame (3/22/00)
- 13, Travis Hansen vs UC Irvine (3/14/02)
- 12, Bob Capener vs SMU (3/13/86)
- 12, Tom Gneiting vs SMU (3/13/86)

THREE-POINT FIELD GOALS

- 5, Terrell Lyday vs Bowling Green (3/15/00)
- 4, Daniel Bobik at Memphis (3/20/02)
- 3, Mark Bigelow vs UC Irvine (3/14/02)
- 3, Mark Bigelow at Memphis (3/20/02)
- 3, Robbie Reid vs ASU (3/17/94)
- 3, Michael Vranes vs Southern Illinois (3/20/00)
- 2, Robbie Reid vs Fresno State (3/22/94)
- 2, Randy Reid vs Fresno State (3/22/94)
- 2, Mekeli Wesley vs Notre Dame (3/22/00)
- 2, Michael Vranes vs Notre Dame (3/22/00)
- 2, Terrell Lyday vs Notre Dame (3/22/00)
- 2, John Allen vs Notre Dame (3/22/00)
- 2, Brock Reichner at Houston (3/15/06)

THREE-POINT FIELD GOALS ATTEMPTED

- 11, Terrell Lyday vs Notre Dame (3/22/00)
- 7, Robbie Reid vs ASU (3/17/94)
- 6, Robbie Reid vs Fresno State (3/22/94)

- 6, Terrell Lyday vs Bowling Green (3/15/00)
- 6, Terrell Lyday vs Southern Illinois (3/20/00)
- 6, Mark Bigelow vs UC Irvine (3/14/02)

FREE THROWS

- 12, Fred Roberts vs Washington (3/10/82)
- 8, Steve Kramer vs Temple (3/14/66)
- 8, Tom Gneiting vs SMU (3/13/86)
- 7, Richie Webb vs Calif. Irvine (3/18/86)
- 7, Bob Capener vs Ohio State (3/21/86)
- 6, Kenneth Roberts vs ASU (3/17/94)
- 6, Travis Hansen vs UC Irvine (3/14/02)
- 6, Trent Plaisted at Houston (3/15/06)

FREE THROWS ATTEMPTED

- 12, Fred Roberts vs Washington (3/10/82)
- 11, Dick Nemelka vs Temple (3/14/66)
- 10, Jeff Chatman vs SMU (3/13/86)
- 10, Tom Gneiting vs SMU (3/13/86)
- 10, Trent Plaisted at Houston (3/15/06)
- 8, Richie Webb vs Calif. Irvine (3/18/86)
- 8, Bob Capener vs Calif. Irvine (3/18/86)
- 8, Bob Capener vs Ohio State (3/21/86)
- 8, Kenneth Roberts vs ASU (3/17/94)
- 7, Travis Hansen vs UC Irvine (3/14/02)
- 7, Craig Raymond vs NYU (3/19/66)
- 6, Randy Reid vs Fresno State (3/22/94)
- 6, Mark Bigelow vs UC Irvine (3/14/02)

REBOUNDS

- 18, Craig Raymond vs NYU (3/19/66)
- 13, Tom Gneiting vs Calif. Irvine (3/18/86)
- 13, Trent Plaisted at Houston (3/15/06)
- 12, Tom Gneiting vs SMU (3/13/86)
- 11, Tom Gneiting vs Ohio State (3/21/86)
- 9, Russell Larson vs ASU (3/17/94)
- 9, Robbie Reid vs Fresno State (3/22/94)
- 9, Mekeli Wesley vs Southern Illinois (3/20/00)
- 7, Mekeli Wesley vs Bowling Green (3/15/00)
- 7, David Nielsen vs Bowling Green (3/15/00)

ASSISTS

- 12, Matt Montague vs UC Irvine (3/14/02)
- 10, Matt Montague vs Southern Illinois (3/20/00)
- 8, Richie Webb vs Calif. Irvine (3/18/86)
- 8, Bob Capener vs Calif. Irvine (3/18/86)
- 8, Matt Montague vs Notre Dame (3/22/00)
- 6, Bob Capener vs SMU (3/13/86)
- 6, Robbie Reid vs Fresno State (3/22/94)
- 6, Nathan Cooper vs Bowling Green (3/15/00)
- 5, Steve Kramer vs Temple (3/14/66)
- 5, Gary Hill vs Temple (3/14/66)
- 5, Gary Hill vs NYU (3/19/66)
- 5, Matt Montague at Memphis (3/20/02)
- 5, Travis Hansen at Memphis (3/20/02)
- 5, Rashaun Broadus at Houston (3/15/06)
- 5, Lee Cummard at Houston (3/15/06)

BLOCKED SHOTS

- 4, Greg Kite vs Washington (3/10/82)
- 4, Trent Plaisted at Houston (3/15/06)
- 3, Kenneth Roberts vs ASU (3/17/94)
- 2, Alan Pollard vs SMU (3/13/86)
- 2, Jeff Chatman vs Ohio State (3/21/86)

STEALS

- 5, Richie Webb vs SMU (3/13/86)
- 4, Mark Bigelow at Memphis (3/20/02)


- 3, Travis Hansen vs UC Irvine (3/14/02)
- 3, Alan Pollard vs Calif. Irvine (3/18/86)
- 3, David Nielsen vs Bowling Green (3/15/00)
- 3, Michael Vranes vs Southern Illinois (3/20/00)

MINUTES

- 40, Steve Trumbo vs Washington (3/10/82)
- 40, Richie Webb vs SMU (3/13/86)
- 40, Tom Gneiting vs SMU (3/13/86)
- 39, Robbie Reid vs Fresno State (3/22/94)
- 38, Tom Gneiting vs Ohio State (3/21/86)
- 38, Richie Webb vs Ohio State (3/21/86)
- 38, Robbie Reid vs ASU (3/17/94)
- 38, Terrell Lyday vs Notre Dame (3/22/00)
- 37, Bob Capener vs Calif. Irvine (3/18/86)
- 36, Trent Plaisted at Houston (3/15/06)
- 34, Michael Vranes vs Bowling Green (3/15/00)
- 34, David Nielsen vs Bowling Green (3/15/00)
- 34, Matt Montague vs UC Irvine (3/14/02)

CAREER NIT POINTS (1966-2002)

Steve Kramer	61
Dick Nemelka	57
Richie Webb	52
Tom Gneiting	48
Jeff Chatman	45
Terrell Lyday	42
Jeff Congdon	42
Travis Hansen	40
Mekeli Wesley	39
Bob Capener	38
Michael Vranes	37
Eric Nielsen	37
Craig Raymond	36
Russell Larson	35
Mark Bigelow	32



MICHAEL VRANES
NIT 2000



BYU IN THE NCAA RECORD BOOK

NCAA INDIVIDUAL RECORDS

PLACE	CATEGORY	STAT	PLAYER
T-1st	Blocked Shots/single game:	14	Shawn Bradley, vs. E. Kentucky 12/07/90
1st	Blocks by Freshman/season	177	Shawn Bradley, 1991
3rd	Blocks Avg. by Freshman/season	5.21	Shawn Bradley, 1991
5th	Blocked Shots/season	177	Shawn Bradley, 1991
13th	Blocked Shots Avg./season	5.21	Shawn Bradley, 1991
T-23rd	Free-Throw Percentage/career	87.8	Michael Smith

NCAA TEAM RECORDS

PLACE	CATEGORY	STAT	SEASON/OPPONENT
2nd	Free-Throw Percentage/season	81.5	1989
T-8th	Blocked Shots/game	17	vs. E. Kentucky, 12/07/90
T-9th	Regular-Season Conference Titles	26	(see media guide page 119)
10th	Blocked Shots/season	246	1991
19th	Blocked Shots/game avg.	7.24	1991
T-19th	Free-Throw Percentage/game	93.8	vs. Weber State, 12/28/00
21st	All-Time Victories	1501	
40th	All-Time Winning Percentage	.608	

NCAA ANNUAL CHAMPIONS

Team Free-Throw Percentage	81.5	1989
	77.3	1995
	78.0	2001
Individual Blocked Shot Average	5.21	Shawn Bradley, 1991
Individual Free-Throw Percentage	92.5	Michael Smith, 1989

SCORING LEADERS

There have been 424 players in the history of the NCAA to score at least 2,000 points in their career. Three BYU players – Danny Ainge, Michael Smith and Devin Durrant – have accomplished the feat. Ainge scored 2,467, Smith 2,319 and Durrant 2,285 for the Cougars.

NATION'S LONGEST RIVALRIES/CONSECUTIVE YEARS

106	Columbia vs. Yale	1902-2007
106	Princeton vs. Yale	1902-2007
105	Pennsylvania vs. Princeton	1903-2007
104	Columbia vs. Pennsylvania	1904-2007
104	Cornell vs. Pennsylvania	1904-2007
103	Maine vs. New Hampshire	1905-2007
102	Idaho vs. Washington St.	1906-2007
101	Kansas vs. Kansas St.	1907-2007
101	Kansas vs. Missouri	1907-2007
100	Kansas St. vs. Nebraska	1908-2007
99	BYU vs. Utah	1909-2007

MOST GAMES PLAYED (RIVALRY)

10th	BYU vs. Utah	244 games
------	--------------	-----------

AT 244 GAMES IN 99 CONSECUTIVE SEASONS, THE BYU VS. UTAH RIVALRY RANKS 10TH IN MOST GAMES PLAYED AND IS THE 11TH -LONGEST RUNNING RIVARLY IN NCAA HISTORY.

YEARS RANKED/HIGHEST RANKING

A.P. POLL

YEAR	RANK
1950-51	11
1953-54	19
1955-56	5
1964-65	9
1965-66	6
1966-67	7
1970-71	20
1971-72	6
1972-73	12
1979-80	12
1980-81	15
1981-82	15
1987-88	3
1992-93	21
2006-07	21

FINAL REGULAR-SEASON RANKINGS

1951	11th (AP)	10th (UPI)
1954	19th (AP)	
1957	14th (UPI)	
1965	9th (AP)	6th (UPI)
1966	19th (AP)	
1971	20th (AP)	11th (UPI)
1972	8th (AP)	9th (UPI)
1980	12th (AP)	12th (UPI)
1981	16th (AP)	17th (UPI)
1988	19th (AP)	17th (UPI)
2007	24th (AP)	





BYU SERIES RECORD AS A RANKED TEAM

- vs. Air Force (4-0)
- vs. Alaska (1-0)
- vs. Arizona (3-0)
- vs. Arizona State (2-1)
- vs. Baylor (1-0)
- vs. Bradley (0-1)
- vs. Cincinnati (1-0)
- vs. Clemson (0-1)
- vs. Colorado (2-0)
- vs. Colorado State (13-1)
- vs. Cornell (1-0)
- vs. Creighton (1-0)
- vs. CS Fullerton (2-0)
- vs. Dayton (1-0)
- vs. Denver (1-0)
- vs. Detroit (1-0)
- vs. Florida State (1-0)
- vs. Hawaii (7-0)
- vs. Illinois (1-1)
- vs. Indiana (0-1)
- vs. Indiana State (2-0)
- vs. Kansas (0-1)
- vs. Kansas State (1-1)
- vs. La Salle (1-1)
- vs. Long Beach State (0-3)
- vs. Louisville (0-1)
- vs. Miami (1-0)
- vs. Michigan (0-1)
- vs. Michigan State (1-0)
- vs. New Mexico (9-4)
- vs. New Mexico State (1-0)
- vs. NC-Charlotte (2-0)
- vs. North Carolina State (0-1)
- vs. North Texas (1-0)
- vs. Notre Dame (1-0)
- vs. Oklahoma City (0-1)
- vs. Oklahoma State (2-0)
- vs. Oral Roberts (1-0)
- vs. Oregon (4-1)
- vs. Oregon State (0-5)
- vs. Pacific (0-1)
- vs. Penn State (1-0)
- vs. Princeton (1-0)
- vs. Rice (1-0)
- vs. Sacramento State (1-0)
- vs. San Diego (1-0)
- vs. San Diego State (2-3)
- vs. San Jose State (1-0)
- vs. Santa Clara (1-1)
- vs. Seattle (0-1)
- vs. Seton Hall (1-0)
- vs. St. Bonaventure (1-0)
- vs. St. Louis (1-0)
- vs. St. Mary's (2-0)
- vs. St. Joseph's (1-0)
- vs. TCU (1-0)
- vs. Tennessee (0-1)
- vs. Texas A&M (1-0)
- vs. Toledo (1-0)
- vs. Tulsa (2-0)
- vs. UAB (0-1)
- vs. UCLA (1-2)
- vs. UCSB (1-0)
- vs. UNLV (2-2)
- vs. Utah (8-5)
- vs. Utah State (9-0)
- vs. UTEP (8-4)
- vs. Virginia (0-1)
- vs. Wake Forest (0-1)
- vs. Washington (1-1)

- vs. Weber State (1-0)
- vs. Wyoming (8-4)
- vs. Xavier (0-1)

BYU RECORD WHEN RANKED ...

- No. 1 (0-0)
- No. 2 (0-0)
- No. 3 (2-1)
- No. 4 (0-0)
- No. 5 (0-2)
- No. 6 (4-1)
- No. 7 (6-6)
- No. 8 (8-2)
- No. 9 (2-2)
- No. 10 (7-1)
- No. 11 (8-4)
- No. 12 (10-4)
- No. 13 (5-0)
- No. 14 (8-1)
- No. 15 (11-9)
- No. 16 (5-1)
- No. 17 (8-1)
- No. 18 (15-4)
- No. 19 (16-3)
- No. 20 (9-5)
- No. 21 (2-2)
- No. 22 (0-0)
- No. 23 (3-2)
- No. 24 (0-1)
- No. 25 (2-3)

BYU SERIES RECORD VS. RANKED TEAMS

- vs. Air Force (2-0)
- vs. Arizona (0-7)
- vs. Arizona State (1-4)
- vs. California (0-1)
- vs. Clemson (0-1)
- vs. Connecticut (0-1)
- vs. Dayton (1-0)
- vs. Duke (0-1)
- vs. Florida State (1-0)
- vs. Georgetown (0-1)
- vs. Houston (0-2)
- vs. Idaho State (1-0)
- vs. Illinois (1-0)
- vs. Indiana (0-2)
- vs. Iowa (0-1)
- vs. Kansas (1-1)
- vs. Kansas State (1-2)
- vs. Kentucky (0-3)
- vs. La Salle (0-1)
- vs. Long Beach State (0-2)
- vs. Louisiana State (0-1)
- vs. Louisville (0-1)
- vs. Michigan (1-1)
- vs. Michigan State (0-1)
- vs. Mississippi State (0-1)
- vs. New Mexico (4-12)
- vs. New Mexico State (0-2)
- vs. New Orleans (0-1)
- vs. North Carolina (0-4)
- vs. North Carolina State (0-3)
- vs. Notre Dame (2-0)
- vs. Ohio State (0-2)

- vs. Oklahoma (1-0)
- vs. Oklahoma City (0-1)
- vs. Oklahoma State (2-0)
- vs. Oregon State (0-2)
- vs. Pittsburgh (1-0)
- vs. Saint Louis (2-0)
- vs. San Francisco (0-1)
- vs. South Carolina (0-1)
- vs. St. John's (0-3)
- vs. St. Joseph's (1-0)
- vs. Stanford (1-0)
- vs. Syracuse (0-1)
- vs. Texas (0-1)
- vs. Tulsa (0-1)
- vs. UCLA (2-4)
- vs. UNLV (1-2)
- vs. USC (0-1)
- vs. Utah (5-26)
- vs. Utah State (2-2)
- vs. UTEP (5-3)
- vs. Villanova (1-0)
- vs. Virginia (0-1)
- vs. Washington (1-1)
- vs. Wichita State (0-2)
- vs. Wyoming (8-1)

BYU RECORD WHEN FACING TEAMS RANKED ...

- No. 1 (0-3)
- No. 2 (1-8)
- No. 3 (1-6)
- No. 4 (0-5)
- No. 5 (1-11)
- No. 6 (0-3)
- No. 7 (3-7)
- No. 8 (2-5)
- No. 9 (3-8)
- No. 10 (5-3)
- No. 11 (1-5)
- No. 12 (3-6)
- No. 13 (5-5)
- No. 14 (1-5)
- No. 15 (3-3)
- No. 16 (4-4)
- No. 17 (2-3)
- No. 18 (5-3)
- No. 19 (3-4)
- No. 20 (2-4)
- No. 21 (1-1)
- No. 22 (0-0)
- No. 23 (0-2)
- No. 24 (0-1)
- No. 25 (3-4)

NOTE: Associated Press rankings

BYU AS A RANKED TEAM

Overall Record: 131-55
 BYU Record at Home: 75-12 (54-9 in the Marriott Center)
 Last Home Win: 2-21-07, No. 21 BYU vs. CSU (76-67)
 Last Home Loss: 3-11-88, No. 17 BYU vs. UTEP (63-66)
 BYU Record on the Road: 35-27
 Last Road Win: 3-4-93, No. 21 BYU at UTEP (84-63)
 Last Road Loss: 3-10-07, No. 23 BYU at UNLV (70-78)
 BYU Record at Neutral Sites: 21-16
 Last Neutral Site Win: 3-9-07, No. 23 BYU vs. Wyoming (96-84)
 Last Neutral Site Loss: 3-15-07, No. 24 BYU vs. Xavier (77-79)
 BYU Record at NCAA Tournament: 5-11
 BYU Record under Dave Rose: 3-3
 BYU Record in Overtime Games: N/A
 Longest BYU Win Streak: 12 (1980)
 Longest Opponent Win Streak: 4 (twice, 1951-54 and 1966-71)
 Largest BYU Margin of Victory: 51 (108-57) No. 9 BYU vs. St. Mary's, 12-10-66
 Largest Opponent Margin of Victory: 27 (50-77) No. 19 BYU at Bradley, 1-2-54
 Most Points Scored by BYU: 128 (128-78) No. 23 BYU vs. Sacramento St., 2-25-93
 Most Points Scored by Opponent: 112 (102-112) No. 9 BYU vs. Oklahoma City, 3-14-65

Last 10 (5-5)

3/15/07	vs. Xavier (24)	77-79	L
3/10/07	at UNLV (23)	70-78	L
3/9/07	vs. Wyoming (23)	96-84	W
3/8/07	vs. TCU (23)	77-64	W
2/24/07	at San Diego State (21)	74-86	L
2/21/07	Colorado St. (21)	76-67	W
3/12/93	vs. New Mexico (25)	59-68	L
3/11/93	vs. Hawaii (25)	85-71	W
3/6/93	at New Mexico (21)	76-79	L
3/4/93	at UTEP (21)	84-63	W

BYU vs. RANKED OPPONENTS

Overall Record: 49-109
 BYU Record at Home: 26-31 (13-20 in the Marriott Center)
 Last Home Win: 2-3-07 vs. No. 25 UNLV (90-63)
 Last Home Loss: 1-31-05 vs. No. 25 Utah (58-72)
 BYU Record on the Road: 8-48
 Last Road Win: 2-27-07 at No. 25 Air Force (62-58)
 Last Road Loss: 3-10-07 at No. 25 UNLV (70-78)
 BYU Record at Neutral Sites: 15-30
 Last Neutral Site Win: 12-6-03 vs. No. 25 Oklahoma State (76-71)
 Last Neutral Site Loss: 12-9-06 vs. No. 25 Michigan State (61-76)
 BYU Record at NCAA Tournament: 5-17
 BYU Record under Dave Rose: 3-3
 BYU Record in Overtime Games: N/A
 Longest BYU Win Streak: 9 (1949-1951)
 Longest Opponent Win Streak: 11 (twice, 1976-1979 and 1995-1998)
 Largest BYU Margin of Victory: 28 (111-83) No. 15 Utah State, 12-19-70
 Largest Opponent Margin of Victory: 44 (52-96) vs. No. 7 Indiana, 12-26-77
 Most Points Scored by BYU: 113 twice in 1976-77
 Most Points Scored by Opponent: 111 (111-83) by No. 15 Utah State, 12-19-70

Last 10 (3-7)

3/10/07	at UNLV (25)	70-78	L
2/27/07	at Air Force (25)	62-58	W
2/3/07	UNLV (25)	90-63	W
1/27/07	Air Force (13)	61-52	W
12/9/06	vs. Michigan St. (25)	61-76	L
11/15/06	at UCLA (5)	69-82	L
2/26/05	at Utah (13)	60-69	L
1/31/05	Utah (25)	58-72	L
12/21/04	North Carolina St. (16)	61-72	L
11/22/04	vs. North Carolina (4)	50-86	L



DATE	OPPONENT (RANK)	SCORE	W/L	DATE	OPPONENT (RANK)	SCORE	W/L	DATE	OPPONENT (RANK)	SCORE	W/L
1948-49				1970-71				1989-90			
1/29/49	at No. 10 Utah	56-55	W	12/11/70	at No. 9 So. California	65-101	L	3/19/90	vs. No. 17 Clemson	47-49	L
1/31/49	No. 10 Utah	65-45	W	12/19/70	No. 15 Utah St.	111-83	W	1990-91			
2/18/49	at No. 14 Utah	49-58	L	12/29/70	vs. No. 11 Villanova	102-93	W	12/8/90	No. 17 St. John's	62-67	L
2/19/49	No. 14 Utah	52-54	L	1/23/71	at No. 12 Utah St.	70-72	L	12/27/90	vs. No. 12 South Carolina	49-52	L
2/21/49	No. 19 Wyoming	50-48	W	3/13/71	at No. 16 Utah St.	91-82	W	2/16/91	at No. 14 Utah	74-81	L
1949-50				3/18/71	vs. No. 1 UCLA	73-91	L	3/2/91	No. 9 Utah	71-72	L
3/3/50	No. 18 Wyoming	55-44	W	1971-72				3/9/91	vs. No. 8 Utah	51-49	W
3/4/50	No. 18 Wyoming	70-52	W	12/28/71	vs. No. 7 Indiana	50-61	L	3/16/91	vs. No. 8 Arizona	61-76	L
3/25/50	vs. No. 7 UCLA	83-62	W	3/11/72	vs. No. 5 Long Beach St.	90-95	L	1991-92			
1950-51				1972-73				12/28/91	vs. No. 11 Michigan	83-86	L
1/8/51	at No. 10 Wyoming	61-57	W	12/7/72	vs. No. 18 Michigan	83-77	W	2/1/92	No. 19 UTEP	80-63	W
1/19/51	No. 13 Wyoming	64-58	W	12/29/72	vs. No. 12 Florida St.	80-77	W	3/19/92	No. 25 Louisiana St.	83-94	L
1/20/51	No. 13 Wyoming	65-38	W	12/30/72	vs. No. 6 Long Beach St.	89-101	L	1992-93			
3/12/51	vs. No. 10 St. Louis	75-58	W	1973-74				12/21/92	vs. No. 9 Oklahoma	76-75	W
3/17/51	vs. No. 13 Dayton	62-43	W	12/15/73	at No. 15 Kansas St.	85-95	L	12/23/92	vs. No. 1 Duke	66-89	L
3/23/51	vs. No. 4 Kansas St.	54-64	L	12/26/73	vs. No. 7 Indiana	52-96	L	2/27/93	at No. 11 Utah	83-89	L
3/24/51	vs. No. 15 Washington	67-80	L	1/5/74	at No. 12 New Mexico	75-84	W	3/20/93	vs. No. 9 Kansas	76-90	L
1951-52				1/25/74	No. 20 Arizona St.	89-71	W	1993-94			
12/28/51	vs. No. 1 Kentucky	64-84	L	1974-75				12/4/93	vs. No. 4 North Carolina	65-97	L
3/1/52	at No. 16 Wyoming	49-55	L	1/10/75	No. 12 Arizona St.	80-110	L	1994-95			
1952-53				1/11/75	No. 10 Arizona	66-83	L	11/23/94	vs. No. 19 Oklahoma St.	69-59	W
12/22/52	No. 17 St. Louis	86-69	W	2/14/75	at No. 19 Arizona	81-97	L	1995-96			
12/31/52	at No. 9 N.C. State	59-75	L	2/15/75	at No. 8 Arizona St.	79-99	L	12/2/95	at No. 8 Mississippi St.	74-79	L
1953-54				3/1/75	No. 15 UTEP	65-54	W	1/2/96	at No. 15 Utah	77-83	L
12/30/53	vs. No. 13 La Salle	62-74	L	1976-77				3/2/96	No. 10 Utah	85-96	L
1954-55				12/20/76	at No. 11 North Carolina	93-113	L	1996-97			
2/11/55	No. 5 Utah	76-74	W	1/22/77	at No. 16 Arizona	85-113	L	1/11/97	No. 9 Utah	51-61	L
2/12/55	at No. 5 Utah	71-78	L	2/17/77	No. 17 Arizona	62-64	L	1/25/97	No. 24 Tulsa	56-72	L
1955-56				3/5/77	No. 20 Utah	54-67	L	2/3/97	at No. 13 New Mexico	32-74	L
12/21/55	at No. 2 N.C. State	81-95	L	1977-78				2/6/97	at No. 5 Utah	49-85	L
1/21/56	No. 14 Oklahoma City	60-62	L	12/28/77	vs. No. 2 North Carolina	81-94	L	2/27/97	No. 11 New Mexico	48-90	L
1956-57				1/26/78	at No. 10 New Mexico	82-95	L	1997-98			
3/15/57	vs. No. 13 California	59-86	L	2/25/78	No. 5 New Mexico	66-71	L	1/10/98	No. 3 Utah	61-71	L
3/16/57	vs. No. 16 Idaho St.	65-54	W	3/4/78	at No. 19 Utah	74-81	L	1/29/98	No. 14 New Mexico	54-72	L
1958-59				1978-79				2/5/98	at No. 5 Utah	68-83	L
12/15/58	No. 3 Kansas St.	77-68	W	12/2/78	at No. 13 Texas	57-96	L	2/26/98	at No. 16 New Mexico	83-62	W
1/23/59	No. 20 Utah	56-70	L	3/10/79	vs. No. 19 San Francisco	63-86	L	1998-99			
1959-60				1979-80				11/28/98	No. 11 Arizona	74-78	L
12/22/59	No. 3 Ohio St.	79-91	L	12/28/79	vs. No. 18 Oregon St.	71-86	L	1/30/99	at No. 12 New Mexico	68-78	L
1/22/60	at No. 7 Utah	69-76	L	1980-81				2/6/99	No. 20 Utah	46-71	L
1/29/60	at No. 9 Utah St.	53-84	L	12/19/80	vs. No. 17 Illinois	80-75	W	2/25/99	No. 21 New Mexico	64-85	W
2/13/60	No. 7 Utah St.	64-75	L	1/31/81	at No. 9 Utah	56-60	L	3/4/99	No. 8 Utah	62-81	L
2/25/60	No. 5 Utah	75-87	L	3/7/81	No. 9 Utah	95-76	W	1999-00			
1960-61				3/14/81	vs. No. 10 UCLA	78-55	W	12/1/99	at No. 4 Arizona	62-86	L
12/20/60	No. 20 Kansas	80-70	W	3/19/81	vs. No. 7 Notre Dame	51-50	W	2/12/00	at No. 21 Utah	62-77	L
12/27/60	at No. 5 Louisville	67-95	L	3/21/81	vs. No. 5 Virginia	60-74	L	2001-02			
1962-63				1981-82				12/22/01	No. 13 Stanford	81-76	W
12/31/62	at No. 2 Ohio St.	91-97	L	12/5/81	No. 18 UNLV	63-66	L	2002-03			
1/11/63	at No. 3 Arizona St.	84-89	L	1982-83				2/24/03	at No. 23 Utah	64-71	L
2/16/63	No. 5 Arizona St.	87-104	L	12/27/82	at No. 7 St. John's	64-75	L	3/20/03	vs. No. 23 Connecticut	53-58	L
1963-64				1983-84				2003-04			
12/30/63	vs. No. 9 Oregon St.	58-68	L	12/17/83	at No. 2 Kentucky	59-93	L	12/6/03	vs. No. 25 Oklahoma St.	76-71	W
1964-65				12/28/83	at No. 7 UCLA	73-82	L	3/18/04	vs. No. 20 Syracuse	75-80	L
12/11/64	at No. 2 Wichita St.	76-93	L	2/4/84	at No. 7 UTEP	77-86	L	2004-05			
12/12/64	at No. 2 Wichita St.	65-81	L	2/11/84	at No. 3 Georgetown	51-67	L	11/22/04	vs. No. 4 North Carolina	50-86	L
3/13/65	No. 2 UCLA	76-100	L	3/1/84	No. 8 UTEP	83-65	W	12/21/04	No. 16 North Carolina St.	61-72	L
1965-66				3/17/84	vs. No. 3 Kentucky	68-93	L	1/31/05	No. 25 Utah	58-72	L
12/21/65	No. 2 St. Joseph's	103-83	W	1984-85				2/26/05	at No. 13 Utah	60-69	L
1966-67				12/22/84	No. 7 Washington	84-75	W	2006-07			
12/30/66	at No. 8 St. John's	73-76	L	1/2/85	at No. 19 UTEP	64-69	L	11/15/06	at No. 5 UCLA	69-82	L
1/21/67	No. 9 New Mexico	89-73	W	1985-86				12/9/06	vs. No. 25 Michigan St.	61-76	L
1/28/67	vs. No. 6 UTEP	76-85	L	1/13/86	No. 16 Notre Dame	80-76	W	1/27/07	No. 13 Air Force	61-52	W
1967-68				2/15/86	No. 15 UTEP	72-69	W	2/3/07	No. 25 UNLV	90-63	W
12/16/67	at No. 2 Houston	69-102	L	1986-87				2/27/07	at No. 25 Air Force	62-58	W
1/20/68	at No. 6 New Mexico	69-84	L	12/9/86	at No. 4 Iowa	75-86	L	3/10/07	at No. 25 UNLV	70-78	L
2/16/68	No. 5 New Mexico	67-76	L	12/23/86	No. 14 Pittsburgh	93-73	W				
1968-69				3/12/87	vs. No. 16 New Orleans	79-83	L				
12/14/68	vs. No. 12 Houston	75-98	L	1987-88							
3/8/69	at No. 12 New Mexico St.	62-74	L	1/13/88	at No. 12 Wyoming	83-67	W				
1969-70				1/21/88	at No. 18 UTEP	81-71	W				
12/11/69	No. 3 New Mexico St.	78-80	L	2/11/88	No. 18 Wyoming	78-69	W				
3/4/70	No. 18 Utah State	73-86	L								

BYU all-time record vs. ranked teams: 49-109

NOTE: Associated Press rankings



06-07 SEASON REVIEW



2006-07 IN REVIEW

COUGARS COMPLETE ONE OF THE BEST SEASONS IN PROGRAM HISTORY

BYU's second season under head coach Dave Rose not only improved upon his impressive inaugural campaign but also proved to be one of the best seasons a Cougar team has ever achieved in the program's 105-year history. Saturated with milestones, records and achievements, the 2006-07 season could prove to be a mile marker on the road to even greater success for the future of BYU basketball.

After becoming the second-most improved team in the nation in Rose's first season at BYU, the Cougars responded in his second year with a 25-9 resume that included the program's first outright league championship since 1988, its first national top-25 ranking since 1993, its first season sweep over rival Utah since 1994 and its first NCAA Tournament invitation since 2004, including its highest seed since 1995. On the record books at BYU, only two teams (1951 -- 28 wins; 1988 -- 26 wins) won more games in a season than the 25 victories achieved by the Cougars in 2006-07. BYU defeated three nationally ranked teams in the process and earned a national ranking (No. 24) in the final Associated Press Top 25 Poll, something a Cougar team hadn't done since 1988.

Rose was named the Mountain West Conference Coach of the Year for the second time in as many seasons, becoming the first-ever BYU men's basketball coach to win back-to-back league coach-of-the-year honors. Senior forward Keena Young was named the MWC Player of the Year and became the first Cougar since 2004 to receive AP All-America honorable mention. He also earned all-district recognition from the National Association of Basketball Coaches and the United

States Basketball Writers Association. Sophomores Trent Plaisted and Lee Cumppard were All-MWC selections to the second and third teams, respectively, while senior point guard Austin Ainge received All-MWC honorable mention. Freshman forward Jonathan Tavernari followed Plaisted's lead of the previous season by receiving MWC Freshman of the Year accolades during his first year as a Cougar.

"I'm really proud of the way our team came together and played as a group," Rose said. "We accomplished many of the goals we set for our team at the beginning of the season and gave ourselves a good starting point for next year."

While Coach Rose and his staff start the process of preparing for future successes, the milestones and building blocks of the past season give Cougar faithful plenty of inspiring memories to reflect upon during the offseason. Among them was BYU's first win over a nationally ranked team in the Marriott Center since 1992, its first road success over a nationally ranked opponent since 1998, its first victory over Utah in Salt Lake City since 1994 and a conference-title-clinching triumph over the Utes in the regular-season finale in the Marriott Center.



2006-07 GAME RESULTS

RECORD	OVERALL	HOME	AWAY	NEUTRAL
ALL GAMES	25-9	17-0	6-7	2-2
CONFERENCE	13-3	8-0	5-3	0-0
NON-CONFERENCE	12-6	9-0	1-4	2-2

DATE	OPPONENT	W/L	SCORE	ATTEND
11/15/06	at No. 5 UCLA	L	69-82	9297
11/18/06	Idaho State	(OT) W	84-78	8854
11/22/06	Portland	W	79-50	8202
11/24/06	Southern Utah	W	80-61	8859
11/29/06	at Boise State	L	68-72	5505
12/02/06	at Weber State	(OT) W	73-69	6326
12/06/06	San Jose State	W	81-69	7729
12/09/06	vs No. 25 Michigan State	L	61-76	11187
12/13/06	at Lamar University	(OT) L	77-86	3150
12/16/06	Utah State	W	75-62	10335
12/22/06	Western Oregon	W	102-40	8277
^ 12/28/06	Liberty	W	73-59	9284
^ 12/29/06	Oral Roberts	W	72-62	9397
^ 12/30/06	Seton Hall	W	77-68	10103
*01/06/07	San Diego State	W	80-58	9290
*01/10/07	TCU	W	89-65	10806
*01/13/07	at UNLV	L	75-83	12946
*01/16/07	Wyoming	W	89-81	12817
*01/20/07	at Colorado State	L	78-90	5760
*01/24/07	at New Mexico	W	70-49	13511
*01/27/07	No. 13 Air Force	W	61-52	22700
*01/31/07	at Utah	W	76-66	12244
*02/03/07	No. 25 UNLV	W	90-63	15899
*02/06/07	at Wyoming	W	77-73	5980
*02/10/07	at TCU	W	85-72	4824
*02/14/07	New Mexico	W	96-83	11112
*02/21/07	Colorado State	W	76-67	18767
*02/24/07	at San Diego State	L	74-86	12414
*02/27/07	at No. 20 Air Force	W	62-58	6146
*03/03/07	Utah	W	85-62	22812
+03/08/07	vs TCU	W	77-64	9813
+03/09/07	vs Wyoming	W	96-84	13891
+03/10/07	at No. 25 UNLV	L	70-78	16204
#03/15/07	vs Xavier	L	77-79	20752

^ BYU Holiday Classic

* Conference game

+ MWC Tournament (Las Vegas)

NCAA Tournament (Lexington, Ky.)

"There are a lot of great memories from the season," Rose said. "Winning the conference championship outright in the final home game with five seniors knowing it was the last time they would play in the Marriott Center was a real sense of accomplishment. Winning the outright conference championship is the goal of every coach every year. The fact that we were able to accomplish that goal is probably what we're most proud of this season."

With BYU standing alone atop the MWC at 13-3 with its win over Utah, the nets came down and the championship trophy went up to the cheers of an MWC-record crowd of 22,812, which shared in celebrating the culminating achievement of the conference season. BYU fans also packed the house vs. Air Force as a sellout crowd of 22,700 clad in white shirts provided

an inspiring canvas against which the image of a championship team started coming into view with a big win over the No. 13 Falcons. In a season of milestones, the fans made their mark with two sellouts in a season for the first time since the spacious Marriott Center was filled to capacity against both UNLV and Utah in 1982.

For BYU, success also had style in 2006-07. Fun to watch, the Cougar roster was full of team-first players who displayed a brand of basketball that produced not only points and wins but also praise and admiration. Said New Mexico coach Ritchie McKay after playing the Cougars, "The way they share the ball is phenomenal. When you have an interior, exterior game and you handle pressure and you don't care who scores and you defend with toughness, I like their chances. That team doesn't have many weaknesses, if any."

This selfless approach was evident in that nine different Cougars led the team in scoring during the year while eight different players paced BYU during games in both rebounds and assists.

"This was a great group of players," Rose said. "When we started the season we expected to compete for the conference championship. We challenged Keena to be that good (Player of the Year). We thought he

had the potential to be one of the best scorers in the league. He worked extremely hard in the offseason, and he was consistent all year."


Young led BYU in scoring (17.4) and rebounding (6.6) while Plaisted was second on both the glass (6.2) and the scoreboard (12.6), followed by Cummard (9.4 ppg, 5.6 rpg), senior co-captain Jimmy Balderson (8.1 ppg, 3.0 rpg) and Ainge (7.9 ppg, 2.9 rpg). Ainge led the way in assists (4.4) followed by Cummard (2.7), who was BYU's top perimeter defender and leader in steals (1.5) and minutes (29.1). Senior Mike Rose made a team-high 61 treys to finish second all-time in career three-pointers at BYU with 163.

Collectively, the team produced the program's highest scoring average (78.1) since 1996 and largest

margin of victory (+9.04) since 1993 while setting school records for three-pointers in a season (256) and in a game (15) and the largest-ever margin of victory (62, 102-40 over Western Oregon) in the 105-year history of the program. The Cougars also established new MWC records during league play for total points scored (1,263), three-point shooting percentage (.457) and field goals made (459) while tying the conference benchmark in assists (268).

In overall play, BYU led the MWC in scoring, shooting, three-point shooting, total rebounds, offensive rebounds, defensive rebounds, rebounding margin and assists. The Cougars ranked fifth nationally in three-point shooting, 10th in overall field-goal percentage, 18th in rebounding margin, 24th in scoring and 25th in scoring margin.

In the Marriott Center, the Cougars were a perfect 17-0 while building the nation's second-longest active home victory streak at 31 games. Prior to Memphis winning three straight games on its home floor during its postseason conference tournament, BYU concluded the regular season with the best mark in the nation.



KEENA YOUNG



2006-07 TEAM STATISTICS-ALL GAMES

TEAM STATISTICS	BYU	OPP
SCORING	2654	2347
Points per game	78.1	69.0
Scoring margin	+9.0	-
FIELD GOALS-ATT	972-1981	832-1918
Field goal pct	.491	.434
3 POINT FG-ATT	256-617	197-583
3-point FG pct	.415	.338
3-pt FG made per game	7.5	5.8
FREE THROWS-ATT	454-688	486-704
Free throw pct	.660	.690
REBOUNDS	1273	1063
Rebounds per game	37.4	31.3
Rebounding margin	+6.2	-
ASSISTS	542	421
Assists per game	15.9	12.4
TURNOVERS	456	463
Turnovers per game	13.4	13.6
Turnover margin	+0.2	-
Assist/turnover ratio	1.2	0.9
STEALS	205	229
Steals per game	6.0	6.7
BLOCKS	118	108
Blocks per game	3.5	3.2
WINNING STREAK	0	-
Home win streak	17	-
ATTENDANCE	205243	146246
Home games-Avg/Game	17-12073	13-8793
Neutral site-Avg/Game	-	4-13911

SCORE BY PERIODS	1st	2nd	OT	Total
BYU Cougars	1257	1367	30	2654
Opponents	1057	1261	29	2347

The Cougars claimed the top spot after taking matters into their own hands by knocking the No. 20 Air Force Falcons off their perch with a road win at Clune Arena in the prelude to BYU's home finale against Utah.

"We have a great homecourt advantage and great fan support," Rose said. "One of the main goals of every team is to play well at home, and we were able to do that this year. As the season went on and our team got better and better, the support got better. It makes our arena a really tough place for opponents to come in and play and adds to our success."

BYU averaged 12,073 fans for the season, finishing second in the MWC in attendance behind New Mexico's 12,853 average. The Cougars outdrew the regular-season conference champions of 26 of the nation's 30 other conferences as well as more than half of the teams in the Atlantic Coast, Big 12, Big East and Southeastern conferences and all but Arizona in the Pacific-10 Conference. BYU also averaged more fans than 11 of the 16 NCAA Sweet 16 participants and three of the Final Four teams, including back-to-back national champion Florida.


The Cougars also achieved success on the road. BYU was the only MWC team to earn a winning road record in league play, going 5-3 in opponent gyms, and went 8-9 overall away from home with a 6-7 road mark and 2-2 result on neutral floors.

BYU began the season in Westwood on the historic hardwoods of UCLA's Pauley Pavilion. With legendary UCLA coach John Wooden in attendance, the Cougars led the reigning national runners-up and No. 5-ranked Bruins at the half and trailed by two points with just over six minutes to play before falling to the heavy favorites, 82-69. The talented Bruins went on to win their first 14 games, were ranked as high as No. 1 and eventually earned their second straight trip to the Final Four. BYU proved to be the only nonconference team to challenge UCLA at home as the Bruins defeated their other adversaries by an average of 24.8 points and downed Pac-10 foes by an 18.1 margin in Pauley.

The nonconference schedule produced a 10-4 record highlighted by a road win at Big Sky Champion Weber State, a victory over 23-win Utah State and back-to-back-to-back triumphs

BYU IN THE MWC AND NCAA STATISTICAL RATINGS 06-07

MWC STATS	ALL	CONF	INDIVIDUAL	TOP BYU PLAYER - ALL	TOP BYU PLAYER - CONF.
Scoring Offense	1st	1st	Scoring	Keena Young - 4th	Keena Young - 4th
Scoring Defense	5th	4th	Rebounding	Keena Young - 4th	Keena Young - T11th
Scoring Margin	2nd	1st	FG Percentage	Lee Cumnard - 5th	Trent Plaisted - 6th
FT Percentage	8th	7th	Assists	Austin Ainge - 5th	Austin Ainge - 4th
FG Percentage	1st	1st	FT Percentage	Keena Young - 9th	Keena Young - 9th
FG Percentage Defense	4th	5th	Steals	Lee Cumnard - 9th	Lee Cumnard - 8th
3FG Percentage	1st	1st	3FG Percentage	Austin Ainge - 2nd	Austin Ainge - 1st
3FG Percentage Defense	T3rd	2nd	3FG Made/Game	Mike Rose - 10th	Mike Rose - T8th
Rebounding Average	1st	4th	Blocked Shots	Trent Plaisted - 7th	Trent Plaisted - T5th
Rebounds Allowed	4th	3rd	Assist/TO Ratio	Austin Ainge - 4th	Austin Ainge - 3rd
Rebounding Margin	1st	2nd	Offensive Rebounds	Trent Plaisted - 5th	Trent Plaisted - 9th
Blocked Shots	5th	4th	Defensive Rebounds	Keena Young - 8th	Ainge, Cumnard - T12th
Assists	1st	1st	MWC TEAM HIGHS	BYU RANK	TOTAL
Steals	6th	5th	Points	2nd (conf.)	96 vs. UNM
Turnover Margin	5th	5th	Rebounds	1st (all)	55 vs. Seton Hall
Assist/Turnover Ratio	4th	1st		T2nd (conf)	44 vs. Wyoming
Offensive Rebounds	2nd	4th	FG Made	T2nd (all)	38 vs. WOU, vs. UNM
Defensive Rebounds	1st	3rd		1st (conf)	38 vs. UNM
3-FG Made/Game	4th	2nd	3FG Made	T1st (conf)	15 vs. UNLV
			3FG Percentage	2nd (all), 1st (conf)	.682 vs. UNLV
			Assists	2nd (conf)	24 vs. UNM
			Blocked Shots	T2nd (conf)	11 vs. SDSU
NCAA STATS - TEAM	BYU RANK	MWC PLAYER HIGHS	BYU PLAYER RANK (ALL/CONF)	TOTAL	
3FG Percentage	5th	Points	Young - 2nd	34 at UNLV (MWC Finals)	
FG Percentage	10th	FG Made	Young - 1st	13 at UNLV (MWC Finals)	
Rebounding Margin	18th	3FG Made	Rose - T1st/T1st	8 vs. UNLV	
Scoring Offense	24th	3FG Percentage	Tavernari - 2nd (conf)	.857 vs. TCU	
Scoring Margin	25th	FT Percentage	Cumnard - T1st/T1st	1,000 (10-10) vs. CSU	
Win/Loss Percentage	28th	Assists	Ainge - T1st (all)	10 at UNLV (MWC Finals)	
Assists per game	32nd		Ainge - T2nd (conf)	8 at New Mexico, at Utah	
3FG Made	71st	NCAA STATS - INDIV.	BYU PLAYER RANK	TOTAL	
Turnovers per game	82nd	Scoring	Keena Young - 84th	17.4	
		FG Percentage	Keena Young - 50th	.54	



TRENT PLAISTED



over Liberty, Mid-Continent Conference Champion Oral Roberts and the Big East's Seton Hall to claim the 2006 BYU Holiday Classic crown. Young, who had 21 points and a BYU-season-best 16 rebounds to lead the Cougars over Oral Roberts, was the tournament MVP and was joined on the All-Tournament Team by Cummard, who had 16 points and 12 rebounds vs. Seton Hall. After UCLA, the setbacks came at Boise State and then consecutively against No. 25 Michigan State in Detroit and at Lamar. After the overtime loss in Beaumont, BYU won its next seven outings and later had a season-best eight-game victory streak while winning 16 of its next 18 contests. The Cougars won 10

of their last 11 regular-season games for the second straight year to finish as the outright MWC Champions.

One of BYU's big wins in league play was a 90-63 shellacking of eventual Sweet 16-qualifier UNLV in the Marriott Center. Mike Rose came off the bench to tie his own BYU record of eight threes in a game while scoring a career-high 27 points. His eighth triple also established a new BYU team mark as the Cougars connected 15 times from behind the arc. BYU's victory over the No. 25 Rebels was one of three wins over top-25 competition during the season and one of six triumphs over teams that won 20 or more games.

As the No. 1 seed at the MWC Tournament in Las Vegas, the Cougars defeated No. 8-seed TCU and No. 5-seed Wyoming before falling to the host Rebels in the finale despite leading by double digits during the game. Young was nearly unstoppable in the championship game, going 13-of-18 from the floor to set a BYU MWC Tournament record with 34 points -- the most points scored by a Cougar since 2000. He averaged 18.0 points and 9.0 rebounds for the week and was named to the MWC All-Tournament Team along with Plaisted and Cummard. Plaisted averaged 18.7 points on .647 shooting and 7.3 rebounds while tying his career high of 27 points with 10 rebounds to lead BYU over Wyoming in the semifinals. Cummard established career highs on back-to-back nights with 21 points against the Cowboys and 13 rebounds vs. the Rebels while averaging 12.7 points and 9.0 rebounds in the Tournament. Ainge set a new MWC Tournament record with 10 assists in the title contest.

BYU received its 22nd NCAA Tournament invitation as an at-large entry and No. 8 seed in the South Region playing first- and second-round games at Rupp Arena in Lexington, Ky. Despite owning the large lead of the game at nine points during the second half, BYU ended up two points short at the final buzzer, losing 79-77 to No. 9-seed Xavier. Young paced BYU with 24 points and 10 rebounds in what most called the best game of the day nationally. Playing less than 90 miles from home, Xavier had the large Musketeer crowd rocking against BYU and nearly pulled off a second-round upset over eventual national runner-up and No. 1-seed Ohio State, as the Buckeyes had to force overtime with a three-pointer before earning the win.

On the year, Young scored 590 points -- 15th all-time at BYU -- to become one of only 36 players to reach 1,000 points during their Cougar career, finishing 33rd on the list with 1,068. Tavernari tied a team record for consecutive threes in a game by connecting on his first six attempts in BYU's win over TCU in the Marriott Center. Plaisted set an MWC sophomore record for blocked shots in a game with a career-high six in BYU's 80-58 trouncing of reigning conference champion San Diego State in BYU's league opener. The Cougars went on to win five conference games by 20 or more points after only accomplishing that feat six times during the MWC's first seven years.

In all, it was an historic season that, perhaps fittingly, began and ended in the tradition-rich venues of Pauley Pavilion and Rupp Arena. If what happened in between those two experiences is any indication, BYU could experience more of the traditions and play a greater role in the history of college basketball in the future.

2006-07 BYU HONORS

AUSTIN AINGE

All-MWC Honorable Mention
Team Captain
Set MWC & BYU records, MWC Tournament game assists (10 at UNLV)
Led BYU and was fifth in the MWC in assists per game (4.4)
Led BYU and was fourth in the MWC in assist/turnover ratio (1.9)

JIMMY BALDERSON

Academic All-MWC
Team Captain
One of only 19 Cougars to play in at least 115 games for BYU

SAM BURGESS

Academic All-MWC
Best Conditioned Perimeter Player (team award)
Competitive Spirit Award (team award)
Led BYU in field-goal percentage (.557)
Led BYU in three-point field-goal percentage (.484)

LEE CUMMARD

All-MWC Third Team
MWC All-Tournament Team
Most Inspirational Player (team award)
Tied BYU record, single-game FT percentage (1.000, 10-10 vs. CSU)
Led BYU and was ninth in the MWC in steals per game (1.5)

VUK IVANOVIC

Academic All-MWC

GAVIN MACGREGOR

MWC Scholar Athlete
Coaches Award (team award)

FERNANDO MALAMAN

Academic All-MWC
Academic Excellence (team award)

BEN MURDOCK

Academic All-MWC

TRENT PLAISTED

All-MWC Second Team
MWC All-Tournament Team
Academic All-MWC
Best Conditioned Post Player (team award)
Set an MWC sophomore record for blocks in a game (6 vs. SDSU)
Led BYU and was fifth in the MWC in offensive rebounds (2.5)
Led BYU and was seventh in the MWC in blocks per game (1.4)

MIKE ROSE

MWC Scholar Athlete
Academic All-MWC
Sixth Man Award (team award)
No. 2 all-time at BYU in career three-pointers made (163)
Holds the school record for three-pointers made in a game (8, twice)
Led BYU and was 10th in the MWC in three-pointers made/game (4.1)

JONATHAN TAVERNARI

MWC Freshman of the Year
Academic All-MWC
Tied BYU record, consecutive three-pointers made/game (6 vs. TCU)
Set MWC freshman record, three-point percentage (6-for-7 vs. TCU)

KEENA YOUNG

AP All-America Honorable Mention
NABC District 13 Team
USBWA District VIII Team
MWC Player of the Year
All-MWC First Team
MWC All-Tournament Team
Team Captain
Cougar Club Y Award Male Crowd Pleaser
Outstanding Player (team award)
36th member of BYU's 1,000-Point Club (1,068)
No. 33 all-time at BYU in career scoring (1,068)
15th all-time at BYU in season scoring (590)
Set BYU MWC Tournament record, single-game points (34 at UNLV)
Set BYU MWC Tournament record, single-game FG made (13 at UNLV)
Tied No. 3 all-time, career MWC Tournament scoring (71 points)
Led BYU, fourth in the MWC, 84th in the nation in scoring (17.4)
Led BYU, fourth in the MWC in rebounding (6.6)
Led BYU, ninth in the MWC, 50th in the nation in FT percentage (.803)
Led BYU, eighth in the MWC in defensive rebounds (4.2)

HEAD COACH DAVE ROSE

MWC Coach of the Year
Cougar Club Y Award Coach of the Year

TEAM



Tied No. 3 all-time at BYU, overall wins (25)
Tied No. 4 all-time at BYU, regular-season wins (23)
Tied No. 6 all-time at BYU, highest season winning percentage (.735)
Won first outright league title since 1988 (13-3)
Achieved program's first national ranking since 1993
Finished the season in final AP Poll for the first time since 1988 (24)
Posted nation's second-longest active home win streak (31 games)
Had two sellouts in the same season for the first time since 1981-82
Set BYU record, three-pointers in a season (256)
Set BYU record, three-pointers in a game (15)
Set BYU record, margin of victory, 62 points (102-40) over W. Oregon
Set BYU record, offensive rebounds in a season (414)
Set BYU record, defensive rebounds in a season (859)
Set MWC record, total points in league play (1263)
Set MWC record, three-point shooting percentage in league play (.457)
Set MWC record, field goals made in league play (459)
Tied MWC record, assists in league play (268)
Recorded BYU's highest scoring average since 1996 (78.1)
Recorded BYU's highest scoring margin since 1993 (+9.1)
Recorded BYU's highest FG percentage since 1994 (.491)
Recorded BYU's highest three-point FG percentage since 1992 (.415)
BYU Holiday Classic Champions



2006-07 BYU/OPPONENT GAME-BY-GAME STATS

OPPONENT	1ST	2ND	SCORE	MAR	TOTAL FG	FG PCT	3-POINTERS	3FG PCT	FREE THROWS	FT PCT	REBOUNDS	MAR	ASSIST	TO	BLOCK	STEAL	FOULS
at No. 5 UCLA	39/36	30/46	69-82	(13)	26-45/28-56	.578/.500	10-15/5-15	.667/.333	7-10/21-30	.700/.700	21/31	(10)	16/16	23/13	1/3	3/7	22/14
Idaho State	42/29	26/39	84-78	+6	27-57/28-63	.474/.444	9-27/9-23	.333/.391	21-28/13-18	.750/.722	40/33	+7	15/6	17/17	3/5	6/12	18/22
Portland	31/24	48/26	79-50	+29	28-63/14-55	.444/.255	6-15/3-15	.400/.200	17-28/19-23	.607/.826	47/39	+8	14/4	9/19	6/1	8/1	22/22
Southern Utah	41/23	39/38	80-61	+19	33-64/19-46	.516/.413	7-20/10-18	.350/.556	7-10/13-20	.700/.650	39/24	+15	20/9	18/22	2/3	10/9	21/16
at Boise State	25/40	43/32	68-72	(4)	24-55/26-54	.436/.481	11-21/8-20	.524/.400	9-10/12-21	.900/.571	30/34	(4)	10/13	11/9	0/4	3/6	20/11
at Weber State	30/27	34/37	73-69	+4	28-63/26-50	.444/.520	4-15/9-16	.267/.563	13-20/8-14	.650/.571	38/28	+10	12/17	17/22	0/4	9/8	19/21
San Jose State	36/28	45/41	81-69	+12	32-67/26-65	.478/.400	4-16/7-24	.250/.292	13-15/10-14	.867/.714	41/37	+4	17/15	15/18	3/4	8/7	20/19
vs. No. 25 Michigan St.	30/36	31/40	61-76	(15)	23-55/29-57	.418/.509	4-17/7-16	.235/.438	11-22/11-23	.500/.478	34/41	(7)	13/21	9/11	2/5	6/4	20/19
at Lamar	30/44	42/28	77-86	(9)	28-70/30-63	.400/.476	7-25/9-21	.280/.429	14-21/17-31	.667/.548	43/46	(3)	19/23	14/15	3/4	6/8	23/17
Utah State	38/28	37/34	75-62	+13	28-55/22-61	.509/.361	6-16/0-11	.375/.000	13-25/18-20	.520/.900	39/35	+4	14/7	15/14	6/2	5/13	17/21
Western Oregon	51/23	51/17	102-40	+62	38-66/14-47	.576/.298	11-18/2-17	.611/.118	15-22/10-13	.682/.769	43/25	+18	27/8	13/29	4/1	16/10	18/24
Liberty	29/25	44/34	73-59	+14	27-59/22-55	.458/.400	5-17/5-11	.294/.455	14-20/10-12	.700/.833	40/29	+11	15/14	9/12	9/1	4/5	16/16
Oral Roberts	37/33	35/29	72-62	+10	28-69/22-56	.406/.393	5-23/6-17	.217/.353	11-17/12-20	.647/.600	52/31	+21	11/13	13/11	3/6	4/7	16/19
Seton Hall	35/43	42/25	77-68	+9	27-63/27-73	.429/.370	7-17/4-24	.412/.167	16-26/10-14	.615/.714	55/34	+21	15/15	19/10	5/0	4/15	14/21
San Diego State	35/23	45/35	80-58	+22	27-57/20-50	.474/.400	8-17/4-11	.471/.364	18-27/14-27	.667/.519	43/28	+15	17/9	21/21	11/6	7/10	23/19
TCU	48/25	41/40	89-65	+24	32-54/22-61	.593/.361	14-25/3-16	.560/.188	11-17/18-31	.647/.581	34/37	(3)	22/8	15/12	7/3	8/6	27/23
at UNLV	36/36	39/47	75-83	(8)	27-61/28-58	.443/.483	12-21/5-15	.571/.333	9-12/22-30	.750/.733	31/39	(8)	19/11	14/11	2/7	2/8	24/17
Wyoming	37/35	52/46	89-81	+8	27-62/28-65	.435/.431	7-17/3-16	.412/.188	28-35/22-29	.800/.759	44/38	+6	13/12	13/11	4/2	7/8	24/24
at Colorado State	39/37	39/53	78-90	(12)	31-56/34-60	.554/.567	7-13/9-17	.538/.529	9-17/13-18	.529/.722	25/34	(9)	17/22	11/12	2/8	4/7	20/17
at New Mexico	37/28	33/21	70-49	+21	26-50/20-53	.520/.377	9-18/4-16	.500/.250	9-11/5-9	.818/.556	30/29	+1	21/10	9/15	2/1	6/3	16/15
No. 13 Air Force	31/21	30/31	61-52	+9	23-53/17-45	.434/.378	5-18/7-22	.278/.318	10-13/11-14	.769/.786	42/20	+22	12/10	14/11	2/2	5/7	19/17
at Utah	34/27	42/39	76-66	+10	30-57/28-54	.526/.519	7-18/4-14	.389/.286	9-15/6-10	.600/.600	33/26	+7	14/13	7/10	2/3	9/1	14/18
No. 25 UNLV	49/34	41/29	90-63	+27	34-59/21-58	.576/.362	15-22/6-19	.682/.316	7-16/15-21	.438/.714	38/30	+8	23/11	9/9	4/3	9/6	15/13
at Wyoming	31/34	46/39	77-73	+4	25-46/26-58	.543/.448	5-12/5-21	.417/.238	22-39/16-19	.564/.842	31/30	+1	13/11	10/9	3/4	2/4	20/26
at TCU	41/29	44/43	85-72	+13	32-52/26-54	.615/.481	5-11/6-16	.455/.375	16-23/14-23	.696/.609	30/25	+5	16/14	15/16	4/3	8/4	20/20
New Mexico	51/41	45/42	96-83	+13	38-68/29-61	.559/.475	9-27/14-26	.333/.538	11-17/11-18	.647/.611	41/27	+14	24/15	7/8	4/2	2/1	16/16
Colorado State	37/28	39/39	76-67	+9	25-56/26-51	.446/.510	2-17/4-15	.118/.267	24-31/11-16	.774/.688	32/29	+3	15/12	14/20	1/2	6/5	17/27
at San Diego State	25/43	49/43	74-86	(12)	26-58/34-59	.448/.576	10-23/1-9	.435/.111	12-15/17-23	.800/.739	30/28	+2	13/17	19/11	2/0	6/12	20/14
at No. 20 Air Force	30/32	32/26	62-58	+4	24-47/20-44	.511/.455	8-14/7-18	.571/.389	6-12/11-15	.500/.733	29/25	+4	11/13	14/13	4/1	6/8	18/18
Utah	37/26	48/36	85-62	+23	32-54/17-49	.593/.347	9-16/4-15	.563/.267	12-18/24-27	.667/.889	36/24	+12	18/7	11/10	4/4	8/4	20/18
vs. TCU	36/26	41/38	77-64	+13	30-61/21-54	.492/.389	5-19/4-13	.263/.308	12-21/18-24	.571/.750	46/24	+22	16/11	15/10	4/2	4/5	20/19
vs. Wyoming	54/35	42/49	96-84	+12	29-56/31-67	.518/.463	9-14/7-19	.643/.368	29-45/15-28	.644/.536	42/38	+4	14/13	13/15	7/5	10/6	19/29
at No. 25 UNLV	37/26	33/52	70-78	(8)	28-56/27-60	.500/.450	5-14/8-20	.357/.400	9-17/16-20	.529/.800	38/28	+10	16/9	13/7	0/3	2/9	21/18
vs. Xavier	38/32	39/47	77-79	(2)	29-67/24-56	.433/.429	9-19/8-17	.474/.471	10-13/23-29	.769/.793	36/37	(1)	10/12	10/10	2/4	2/3	23/19

*NOTE: Game totals are displayed in the format BYU/OPPONENT for each category





2006-07 INDIVIDUAL GAME-BY-GAME (POINTS-REBOUNDS-ASSISTS)

OPPONENT	DATE	SCORE	W/L	01 BROADUS	02 ROSE	03 YOUNG	10 IVANOVIC	13 AINGE	15 MALAMAN	20 BURGESS	23 BALDERSON	24 MURDOCK
at No. 5 UCLA	11/15/06	69-82	L	0-1-3	9-0-0	16-4-2	2-1-0	6-1-5	2-1-0	9-2-3	9-2-1	0-0-0
Idaho State	11/18/06	84-78	W (OT)	8-0-2	0-2-0	18-10-2	7-3-0	9-2-4	6-1-2	1-0-0	23-6-2	0-0-0
Portland	11/22/06	79-50	W	4-4-2	2-0-1	13-9-0	7-9-0	3-1-2	7-7-2	13-2-0	6-7-5	2-0-1
Southern Utah	11/24/06	80-61	W	3-0-1	0-2-0	16-1-0	2-2-1	11-1-5	6-1-1	6-3-5	4-3-2	0-1-0
at Boise State	11/29/06	68-72	L	5-2-1	0-0-0	14-4-3	0-1-0	14-4-2	0-2-1	0-1-0	15-3-1	DNP
at Weber State	12/02/06	73-69	W (OT)	10-2-1	DNP	27-11-3	4-2-2	2-1-3	0-0-0	0-0-0	7-2-1	0-0-0
San Jose State	12/06/06	81-69	W	10-4-3	DNP	16-7-2	DNP	0-1-3	2-4-0	7-0-1	11-3-0	0-2-1
vs No. 25 Michigan State	12/09/06	61-76	L	5-3-2	0-0-0	4-3-0	0-0-0	7-5-5	0-2-0	2-2-1	5-4-1	0-0-0
at Lamar	12/13/06	77-86	L (OT)	5-2-6	14-1-0	19-5-3	0-2-0	0-0-1	5-10-0	0-1-1	15-8-3	3-0-1
Utah State	12/16/06	75-62	W	6-3-1	7-0-0	15-12-0	DNP	11-2-4	5-0-0	0-0-0	10-4-2	0-0-0
Western Oregon	12/22/06	102-40	W	0-1-3	5-1-0	10-3-0	10-6-1	3-1-3	2-4-0	10-2-3	13-1-4	9-3-3
Liberty	12/28/06	73-59	W	10-2-2	5-3-1	17-4-1	DNP	0-0-4	2-1-0	12-3-0	6-5-1	DNP
Oral Roberts	12/29/06	72-62	W	0-1-0	8-3-0	21-16-0	DNP	0-2-6	5-3-0	1-0-0	12-3-0	DNP
Seton Hall	12/30/06	77-68	W	7-1-2	3-3-0	26-9-3	0-4-1	16-9-3	0-0-0	0-1-0	3-4-1	0-0-0
San Diego State	01/06/07	80-58	W	19-3-4	3-0-0	12-8-2	0-1-0	4-3-2	6-4-1	2-0-0	5-2-2	0-0-0
TCU	01/10/07	89-65	W	DNP	11-2-1	6-2-1	4-2-1	20-4-6	4-3-1	3-4-1	8-0-1	2-2-1
at UNLV	01/13/07	75-83	L	DNP	12-1-0	16-5-1	0-1-2	3-1-3	2-1-2	DNP	2-0-1	3-1-2
Wyoming	01/16/07	89-81	W	DNP	9-2-3	29-10-3	DNP	13-4-4	0-2-0	0-1-0	7-6-1	5-2-0
at Colorado State	01/20/07	78-90	L	DNP	0-0-1	18-2-0	2-2-0	0-4-6	2-0-0	DNP	21-1-2	2-1-2
at New Mexico	01/24/07	70-49	W	DNP	6-2-0	8-3-1	2-0-1	8-3-8	0-1-0	5-1-2	10-3-3	0-0-0
No. 13 Air Force	01/27/07	61-52	W	DNP	6-1-2	17-8-0	DNP	6-8-5	DNP	0-1-0	2-5-1	0-1-0
at Utah	01/31/07	76-66	W	DNP	0-1-0	21-4-0	2-5-0	2-5-8	0-0-0	DNP	11-5-2	2-1-0
No. 25 UNLV	02/03/07	90-63	W	DNP	27-0-1	9-3-1	2-2-0	17-4-4	0-0-0	3-3-2	5-1-3	2-3-4
at Wyoming	02/06/07	77-73	W	DNP	12-1-1	29-6-0	0-0-0	1-1-3	0-0-0	0-1-1	2-2-1	4-1-4
at TCU	02/10/07	85-72	W	DNP	6-1-3	25-6-0	2-4-0	8-1-4	DNP	5-1-1	0-0-3	5-1-1
New Mexico	02/14/07	96-83	W	DNP	12-3-3	23-9-3	0-1-0	15-6-5	DNP	4-1-2	13-1-4	0-0-2
Colorado State	02/21/07	76-67	W	DNP	0-1-0	24-6-1	DNP	13-4-8	DNP	2-1-2	2-4-3	3-1-0
at San Diego State	02/24/07	74-86	L	DNP	0-1-1	16-1-2	0-0-1	17-3-3	DNP	7-2-2	0-3-0	0-1-2
at No. 20 Air Force	02/27/07	62-58	W	DNP	3-3-0	12-6-3	DNP	14-6-5	DNP	2-0-0	11-5-0	0-0-1
Utah	03/03/07	85-62	W	DNP	9-3-0	15-9-4	2-2-0	11-4-4	0-0-0	15-4-1	9-4-1	0-0-3
vs TCU	03/08/07	77-64	W	DNP	16-3-0	8-8-3	5-1-0	3-2-7	2-0-0	0-2-1	10-3-1	3-1-2
vs Wyoming	03/09/07	96-84	W	DNP	9-3-0	12-10-2	DNP	16-1-2	DNP	0-2-1	6-0-3	0-1-1
at No. 25 UNLV	03/10/07	70-78	L	DNP	9-1-0	34-9-0	DNP	3-3-10	DNP	0-1-0	4-1-0	0-1-1
vs Xavier	03/15/07	77-79	L	DNP	15-2-0	24-10-4	0-1-0	12-3-3	DNP	2-5-1	10-2-1	0-0-0

OPPONENT	DATE	SCORE	W/L	30 CUMMARD	44 PLAISTED	45 TAVERNARI	50 MACGREGOR
at No. 5 UCLA	11/15/06	69-82	L	9-3-2	7-4-0	DNP	DNP
Idaho State	11/18/06	84-78	W (OT)	6-6-3	6-5-0	DNP	DNP
Portland	11/22/06	79-50	W	14-2-1	6-4-0	DNP	2-0-0
Southern Utah	11/24/06	80-61	W	8-8-4	19-12-1	3-1-0	2-0-0
at Boise State	11/29/06	68-72	L	9-5-1	8-4-1	3-1-0	DNP
at Weber State	12/02/06	73-69	W (OT)	12-5-0	9-6-2	2-2-0	DNP
San Jose State	12/06/06	81-69	W	11-6-5	20-8-1	4-1-0	0-0-1
vs No. 25 Michigan State	12/09/06	61-76	L	10-3-3	23-7-0	5-1-1	DNP
at Lamar	12/13/06	77-86	L (OT)	8-6-4	8-6-0	DNP	0-1-0
Utah State	12/16/06	75-62	W	3-7-3	18-8-4	DNP	DNP
Western Oregon	12/22/06	102-40	W	14-6-4	6-8-3	17-2-3	3-1-0
Liberty	12/28/06	73-59	W	5-6-5	11-9-0	5-7-1	DNP
Oral Roberts	12/29/06	72-62	W	13-9-5	12-11-0	0-0-0	DNP
Seton Hall	12/30/06	77-68	W	16-12-0	6-9-5	DNP	DNP
San Diego State	01/06/07	80-58	W	16-11-4	13-6-1	0-0-1	DNP
TCU	01/10/07	89-65	W	5-3-4	6-5-4	18-6-1	2-0-0
at UNLV	01/13/07	75-83	L	18-5-5	13-9-3	6-1-0	DNP
Wyoming	01/16/07	89-81	W	1-3-2	15-5-0	10-6-0	DNP
at Colorado State	01/20/07	78-90	L	6-4-4	27-4-1	0-2-1	DNP
at New Mexico	01/24/07	70-49	W	2-5-2	11-4-3	18-4-1	DNP
No. 13 Air Force	01/27/07	61-52	W	8-6-2	22-7-1	0-4-1	DNP
at Utah	01/31/07	76-66	W	8-4-2	9-2-1	17-1-1	4-2-0
No. 25 UNLV	02/03/07	90-63	W	7-6-4	11-9-2	7-4-2	0-0-0
at Wyoming	02/06/07	77-73	W	10-6-2	13-7-1	6-0-0	DNP
at TCU	02/10/07	85-72	W	16-7-4	11-4-0	7-3-0	0-1-0
New Mexico	02/14/07	96-83	W	6-5-3	14-7-1	9-4-1	DNP
Colorado State	02/21/07	76-67	W	20-5-1	8-2-0	4-3-0	DNP
at San Diego State	02/24/07	74-86	L	6-7-2	10-3-0	18-7-0	0-0-0
at No. 20 Air Force	02/27/07	62-58	W	5-0-2	10-5-0	5-3-0	DNP
Uyah	03/03/07	85-62	W	3-2-3	13-3-1	8-3-1	0-1-0
vs TCU	03/08/07	77-64	W	4-7-1	22-9-0	4-7-1	DNP
vs Wyoming	03/09/07	96-84	W	21-7-3	27-10-1	5-6-1	DNP
at No. 25 UNLV	03/10/07	70-78	L	13-13-3	7-3-2	0-0-0	DNP
vs Xavier	03/15/07	77-79	L	5-1-0	9-5-1	0-1-0	DNP





INDIVIDUAL STATS-ALL GAMES

RECORD:	OVERALL	HOME	AWAY	NEUTRAL
ALL GAMES	25-9	17-0	6-7	2-2
CONFERENCE	13-3	8-0	5-3	0-0
NON-CONFERENCE	12-6	9-0	1-4	2-2

##	Player	GP	GS	TOTAL			3-PTS			REBOUNDS			PF	FO	A	TO	Blk	Stl	Pts	Avg														
				Min	Avg	FG	FGA	Pct	3FG	FGA	Pct	FT									FTA	Pct	Off	Def	Tot	Avg								
03	YOUNG, Keena	34	34	984	28.9	236	435	.543	0	0	.000	118	147	.803	79	144	223	6.6	81	1	50	75	5	15	590	17.4								
44	PLAISTED, Trent	34	33	977	28.7	167	306	.546	0	0	.000	96	195	.492	84	126	210	6.2	111	3	40	56	46	15	430	12.6								
30	CUMMARD, Lee	34	34	990	29.1	114	206	.553	40	92	.435	50	63	.794	63	128	191	5.6	103	3	93	49	29	50	318	9.4								
23	BALDERSON, Jimmy	34	31	824	24.2	98	233	.421	32	91	.352	49	78	.628	28	75	103	3.0	72	3	57	57	2	39	277	8.1								
13	AINGE, Austin	34	26	887	26.1	83	182	.456	56	117	.479	46	62	.742	10	90	100	2.9	53	0	150	79	1	22	268	7.9								
02	ROSE, Mike	32	0	531	16.6	73	158	.462	61	131	.466	11	15	.733	6	40	46	1.4	43	0	18	20	1	7	218	6.8								
45	TAVERNARI, Jonathan	28	0	343	12.3	68	143	.476	29	78	.372	16	23	.696	24	56	80	2.9	33	1	17	17	8	18	181	6.5								
01	BROADUS, Rashaun	15	11	338	22.5	32	93	.344	14	46	.304	14	24	.583	8	21	29	1.9	30	0	33	30	0	9	92	6.1								
20	BURGESS, Sam	31	0	315	10.2	39	70	.557	15	31	.484	18	27	.667	18	29	47	1.5	32	0	31	21	1	10	111	3.6								
15	MALAMAN, Fernando	25	0	228	9.1	21	56	.375	3	15	.200	13	17	.765	15	32	47	1.9	33	1	10	15	13	7	58	2.3								
10	IVANOVIC, Vuk	24	1	188	7.8	23	56	.411	0	0	.000	7	13	.538	13	39	52	2.2	30	0	10	17	7	2	53	2.2								
24	MURDOCK, Ben	31	0	225	7.3	12	33	.364	6	16	.375	15	22	.682	7	17	24	0.8	33	1	32	15	0	9	45	1.5								
50	MACGREGOR, Gavin	11	0	46	4.2	6	10	.600	0	0	.000	1	2	.500	4	2	6	0.5	8	0	1	1	5	2	13	1.2								
TM TEAM												55	60	115	3.4	0																		
Total		34				972	1981	.491	256	617	.415	454	688	.660	414	859	1273	37.4	662	13	542	456	118	205	2654	78.1								
Opponents		34				832	1918	.434	197	583	.338	486	704	.690	349	714	1063	31.3	649	-	421	463	108	229	2347	69.0								


INDIVIDUAL STATS-MWC GAMES

RECORD:	OVERALL	HOME	AWAY	NEUTRAL
CONFERENCE	13-3	8-0	5-3	0-0


##	Player	GP	GS	TOTAL			3-PTS			REBOUNDS			PF	FO	A	TO	Blk	Stl	Pts	Avg														
				Min	Avg	FG	FGA	Pct	3FG	FGA	Pct	FT									FTA	Pct	Off	Def	Tot	Avg								
01	BROADUS, Rashaun	1	1	31	31.0	6	11	.545	3	5	.600	4	4	1.000	1	2	3	3.0	4	0	4	2	0	2	19	19.0								
03	YOUNG, Keena	16	16	439	27.4	112	201	.557	0	0	.000	56	70	.800	35	53	88	5.5	37	0	22	32	1	8	280	17.5								
44	PLAISTED, Trent	16	16	456	28.5	80	142	.563	0	0	.000	46	94	.489	36	46	82	5.1	51	1	19	19	24	7	206	12.9								
13	AINGE, Austin	16	15	479	29.9	49	97	.505	32	61	.525	22	31	.710	4	57	61	3.8	27	0	78	43	1	12	152	9.5								
30	CUMMARD, Lee	16	16	464	29.0	47	82	.573	17	39	.436	26	33	.788	22	57	79	4.9	50	0	46	27	20	23	137	8.6								
45	TAVERNARI, Jonathan	16	0	223	13.9	48	87	.552	23	51	.451	14	19	.737	13	38	51	3.2	24	1	10	14	1	11	133	8.3								
02	ROSE, Mike	16	0	305	19.1	38	85	.447	33	70	.471	7	7	1.000	4	18	22	1.4	27	0	16	11	0	4	116	7.3								
23	BALDERSON, Jimmy	16	16	356	22.3	37	92	.402	18	39	.462	16	27	.593	11	31	42	2.6	24	1	28	26	1	13	108	6.8								
20	BURGESS, Sam	13	0	139	10.7	17	33	.515	3	12	.250	11	13	.846	7	13	20	1.5	17	0	14	6	1	5	48	3.7								
24	MURDOCK, Ben	16	0	141	8.8	8	22	.364	3	10	.300	9	13	.692	5	10	15	0.9	19	1	22	9	0	6	28	1.8								
15	MALAMAN, Fernando	10	0	66	6.6	6	13	.462	0	2	.000	2	5	.400	3	8	11	1.1	10	0	4	8	4	2	14	1.4								
10	IVANOVIC, Vuk	12	0	73	6.1	8	21	.381	0	0	.000	0	2	.000	5	15	20	1.7	16	0	5	4	2	1	16	1.3								
50	MACGREGOR, Gavin	6	0	28	4.7	3	4	.750	0	0	.000	0	0	.000	2	2	4	0.7	7	0	0	0	3	1	6	1.0								
TM TEAM												24	27	51	3.2	0																		
Total		16				459	890	.516	132	289	.457	213	318	.670	172	377	549	34.3	313	4	268	203	58	95	1263	78.9								
Opponents		16				396	880	.450	86	266	.323	230	330	.697	155	314	469	29.3	302	-	195	199	51	94	1108	69.2								



TAVERNARI & YOUNG



MALAMAN



MURDOCK



INDIVIDUAL STATS-HOME GAMES

RECORD: OVERALL HOME AWAY NEUTRAL

ALL GAMES	17-0	17-0	0-0	0-0
CONFERENCE	8-0	8-0	0-0	0-0
NON-CONFERENCE	9-0	9-0	0-0	0-0



##	Player	GP	GS	Min	TOTAL			3-PTS			REBOUNDS			PF	FO	A	TO	Blk	Stl	Pts	Avg						
					Avg	FG	FGA	Pct	3FG	FGA	Pct	FT	FTA									Pct	Off	Def	Tot		
03	YOUNG, Keena	17	17	467	27.5	117	205	.571	0	0	.000	53	63	.841	45	81	126	7.4	38	0	23	41	4	7	287	16.9	
44	PLAISTED, Trent	17	17	475	27.9	82	152	.539	0	0	.000	42	91	.462	57	61	118	6.9	55	1	24	30	30	10	206	12.1	
30	CUMMARD, Lee	17	17	492	28.9	53	102	.520	18	46	.391	32	37	.865	35	68	103	6.1	47	1	53	24	16	30	156	9.2	
13	AINGE, Austin	17	17	414	24.4	47	92	.511	31	65	.477	27	38	.711	4	52	56	3.3	20	0	72	37	1	7	152	8.9	
23	BALDERSON, Jimmy	17	17	410	24.1	48	126	.381	12	45	.267	31	45	.689	12	47	59	3.5	39	1	33	26	2	23	139	8.2	
01	BROADUS, Rashaun	10	8	201	20.1	22	56	.393	11	31	.355	12	17	.706	6	13	19	1.9	20	0	20	16	0	7	67	6.7	
02	ROSE, Mike	16	0	245	15.3	36	83	.434	27	65	.415	8	9	.889	5	21	26	1.6	23	0	12	11	1	6	107	6.7	
45	TAVERNARI, Jonathan	13	0	157	12.1	34	65	.523	14	35	.400	3	6	.500	15	26	41	3.2	8	0	11	9	4	9	85	6.5	
20	BURGESS, Sam	17	0	173	10.2	27	44	.614	11	23	.478	14	22	.636	7	19	26	1.5	16	0	17	11	1	6	79	4.6	
10	IVANOVIC, Vuk	10	1	102	10.2	14	34	.412	0	0	.000	6	9	.667	6	26	32	3.2	14	0	4	9	5	1	34	3.4	
15	MALAMAN, Fernando	14	0	158	11.3	16	39	.410	2	9	.222	11	13	.846	7	23	30	2.1	24	1	7	10	10	5	45	3.2	
24	MURDOCK, Ben	15	0	106	7.1	6	21	.286	3	9	.333	8	13	.615	6	9	15	1.0	15	0	15	6	0	5	23	1.5	
50	MACGREGOR, Gavin	7	0	25	3.6	4	7	.571	0	0	.000	1	2	.500	1	1	2	0.3	4	0	1	1	4	1	9	1.3	
TM TEAM																											
Total		17				506	1026	.493	129	328	.393	248	365	.679	230	476	706	41.5	323	4	292	232	78	117	1389	81.7	
Opponents		17				374	961	.389	91	300	.303	241	337	.715	167	353	520	30.6	337	-	175	254	47	126	1080	63.5	

INDIVIDUAL STATS-AWAY/NEUTRAL GAMES

RECORD: OVERALL HOME AWAY NEUTRAL

ALL GAMES	8-9	0-0	6-7	2-2
CONFERENCE	5-3	0-0	5-3	0-0
NON-CONFERENCE	3-6	0-0	1-4	2-2

##	Player	GP	GS	Min	TOTAL			3-PTS			REBOUNDS			PF	FO	A	TO	Blk	Stl	Pts	Avg						
					Avg	FG	FGA	Pct	3FG	FGA	Pct	FT	FTA									Pct	Off	Def	Tot		
03	YOUNG, Keena	17	17	517	30.4	119	230	.517	0	0	.000	65	84	.774	34	63	97	5.7	43	1	27	34	1	8	303	17.8	
44	PLAISTED, Trent	17	17	502	29.5	85	154	.552	0	0	.000	54	104	.519	27	65	92	5.4	56	2	16	26	16	5	224	13.2	
30	CUMMARD, Lee	17	17	498	29.3	61	104	.587	22	46	.478	18	26	.692	28	60	88	5.2	56	2	40	25	13	20	162	9.5	
23	BALDERSON, Jimmy	17	15	414	24.4	50	107	.467	20	46	.435	18	33	.545	16	28	44	2.6	33	2	24	31	0	16	138	8.1	
02	ROSE, Mike	16	0	286	17.9	37	75	.493	34	66	.515	3	6	.500	1	19	20	1.3	20	0	6	9	0	1	111	6.9	
13	AINGE, Austin	17	17	473	27.8	36	90	.400	25	52	.481	19	24	.792	6	38	44	2.6	33	0	78	42	0	15	116	6.8	
45	TAVERNARI, Jonathan	15	0	186	12.4	34	78	.436	15	43	.349	13	17	.765	9	30	39	2.6	25	1	6	8	4	9	96	6.4	
01	BROADUS, Rashaun	5	3	137	27.4	10	37	.270	3	15	.200	2	7	.286	2	8	10	2.0	10	0	13	14	0	2	25	5.0	
20	BURGESS, Sam	14	0	142	10.1	12	26	.462	4	8	.500	4	5	.800	11	10	21	1.5	16	0	14	10	0	4	32	2.3	
24	MURDOCK, Ben	16	0	119	7.4	6	12	.500	3	7	.429	7	9	.778	1	8	9	0.6	18	1	17	9	0	4	22	1.4	
10	IVANOVIC, Vuk	14	0	86	6.1	9	22	.409	0	0	.000	1	4	.250	7	13	20	1.4	16	0	6	8	2	1	19	1.4	
15	MALAMAN, Fernando	11	0	70	6.4	5	17	.294	1	6	.167	2	4	.500	8	9	17	1.5	9	0	3	5	3	2	13	1.2	
50	MACGREGOR, Gavin	4	0	21	5.3	2	3	.667	0	0	.000	0	0	.000	3	1	4	1.0	4	0	0	0	1	1	4	1.0	
TM TEAM																											
Total		17				466	955	.488	127	289	.439	206	323	.638	184	383	567	33.4	339	9	250	224	40	88	1265	74.4	
Opponents		17				458	957	.479	106	283	.375	245	367	.668	182	361	543	31.9	312	-	246	209	61	103	1267	74.5	





INDIVIDUAL STATS-WINS


RECORD:	OVERALL	HOME	AWAY	NEUTRAL
ALL GAMES	25-0	17-0	6-0	2-0
CONFERENCE	13-0	8-0	5-0	0-0
NON-CONFERENCE	12-0	9-0	1-0	2-0

##	Player	GPGS	TOTAL			3-PTS			REBOUNDS							PF	FO	A	TO	Blk	Stl	Pts	Avg				
			Min	Avg	FG	FGA	Pct	3FG	FGA	Pct	FT	FTA	Pct	Off	Def									Tot	Avg		
03	YOUNG, Keena	25	25	702	28.1	172	314	.548	0	0	.000	85	109	.780	69	111	180	7.2	55	0	35	55	5	11	429	17.2	
44	PLAISTED, Trent	25	24	707	28.3	125	217	.576	0	0	.000	68	141	.482	72	93	165	6.6	81	2	32	41	39	14	318	12.7	
30	CUMMARD, Lee	25	25	725	29.0	82	145	.566	25	64	.391	45	55	.818	46	98	144	5.8	73	1	69	36	25	41	234	9.4	
13	AINGE, Austin	25	18	661	26.4	63	132	.477	41	87	.471	39	54	.722	6	70	76	3.0	36	0	112	55	1	17	206	8.2	
23	BALDERSON, Jimmy	25	24	605	24.2	67	172	.390	22	66	.333	40	66	.606	19	60	79	3.2	47	1	47	42	2	33	196	7.8	
45	TAVERNARI, Jonathan	21	0	273	13.0	57	110	.518	20	53	.377	15	20	.750	22	45	67	3.2	19	0	15	15	8	16	149	7.1	
01	BROADUS, Rashaun	11	8	233	21.2	26	67	.388	13	35	.371	12	17	.706	7	14	21	1.9	22	0	21	18	0	8	77	7.0	
02	ROSE, Mike	23	0	382	16.6	53	120	.442	42	99	.424	11	13	.846	6	34	40	1.7	31	0	16	14	1	6	159	6.9	
20	BURGESS, Sam	24	0	243	10.1	31	54	.574	12	26	.462	17	26	.654	11	22	33	1.4	25	0	23	16	1	8	91	3.8	
10	IVANOVIC, Vuk	16	1	143	8.9	21	49	.429	0	0	.000	7	13	.538	10	34	44	2.8	22	0	7	14	7	2	49	3.1	
15	MALAMAN, Fernando	19	0	167	8.8	17	41	.415	2	9	.222	11	15	.733	8	23	31	1.6	26	1	7	11	10	5	47	2.5	
24	MURDOCK, Ben	23	0	168	7.3	10	27	.370	4	10	.400	13	20	.650	6	14	20	0.9	24	0	24	12	0	8	37	1.6	
50	MACGREGOR, Gavin	9	0	41	4.6	6	10	.600	0	0	.000	1	2	.500	3	2	5	0.6	8	0	1	1	5	2	13	1.4	
TM TEAM																											
Total		25			730	1458	.501	181	449	.403	364	551	.661	321	664	985	39.4	469	5	409	332	104	171	2005	80.2		
Opponents		25			572	1395	.410	137	433	.316	334	479	.697	244	501	745	29.8	503	-	277	364	70	165	1615	64.6		

INDIVIDUAL STATS-LOSSES

RECORD:	OVERALL	HOME	AWAY	NEUTRAL
ALL GAMES	0-9	0-0	0-7	0-2
CONFERENCE	0-3	0-0	0-3	0-0
NON-CONFERENCE	0-6	0-0	0-4	0-2


##	Player	GPGS	TOTAL			3-PTS			REBOUNDS							PF	FO	A	TO	Blk	Stl	Pts	Avg				
			Min	Avg	FG	FGA	Pct	3FG	FGA	Pct	FT	FTA	Pct	Off	Def									Tot	Avg		
03	YOUNG, Keena	9	9	282	31.3	64	121	.529	0	0	.000	33	38	.868	10	33	43	4.8	26	1	15	20	0	4	161	17.9	
44	PLAISTED, Trent	9	9	270	30.0	42	89	.472	0	0	.000	28	54	.519	12	33	45	5.0	30	1	8	15	7	1	112	12.4	
30	CUMMARD, Lee	9	9	265	29.4	32	61	.525	15	28	.536	5	8	.625	17	30	47	5.2	30	2	24	13	4	9	84	9.3	
23	BALDERSON, Jimmy	9	7	219	24.3	31	61	.508	10	25	.400	9	12	.750	9	15	24	2.7	25	2	10	15	0	6	81	9.0	
13	AINGE, Austin	9	8	226	25.1	20	50	.400	15	30	.500	7	8	.875	4	20	24	2.7	17	0	38	24	0	5	62	6.9	
02	ROSE, Mike	9	0	149	16.6	20	38	.526	19	32	.594	0	2	.000	0	6	6	0.7	12	0	2	6	0	1	59	6.6	
45	TAVERNARI, Jonathan	7	0	70	10.0	11	33	.333	9	25	.360	1	3	.333	2	11	13	1.9	14	1	2	2	0	2	32	4.6	
01	BROADUS, Rashaun	4	3	105	26.3	6	26	.231	1	11	.091	2	7	.286	1	7	8	2.0	8	0	12	12	0	1	15	3.8	
20	BURGESS, Sam	7	0	72	10.3	8	16	.500	3	5	.600	1	1	1.000	7	7	14	2.0	7	0	8	5	0	2	20	2.9	
15	MALAMAN, Fernando	6	0	61	10.2	4	15	.267	1	6	.167	2	2	1.000	7	9	16	2.7	7	0	3	4	3	2	11	1.8	
24	MURDOCK, Ben	8	0	57	7.1	2	6	.333	2	6	.333	2	2	1.000	1	3	4	0.5	9	1	8	3	0	1	8	1.0	
10	IVANOVIC, Vuk	8	0	45	5.6	2	7	.286	0	0	.000	0	0	.000	3	5	8	1.0	8	0	3	3	0	0	4	0.5	
50	MACGREGOR, Gavin	2	0	5	2.5	0	0	.000	0	0	.000	0	0	.000	1	0	1	0.5	0	0	0	0	0	0	0	0.0	
TM TEAM																											
Total		9			242	523	.463	75	168	.446	90	137	.657	93	195	288	32.0	193	8	133	124	14	34	649	72.1		
Opponents		9			260	523	.497	60	150	.400	152	225	.676	105	213	318	35.3	146	-	144	99	38	64	732	81.3		






2006-07 RESULTS & LEADERS - ALL GAMES


OPPONENT	DATE	SCORE	W/L	POINTS	REBOUNDS	ASSISTS	STEALS	BLOCKED SHOTS
at No. 5 UCLA	11/15/06	69-82	L	16-YOUNG	4-PLAISTED YOUNG	5-AINGE	2-BALDERSON	1-CUMMARD
Idaho State	11/18/06	84-78	W(OT)	23-BALDERSON	10-YOUNG	4-AINGE	2-CUMMARD BROADUS	2-PLAISTED
Portland	11/22/06	79-50	W	14-CUMMARD	9-YOUNG IVANOVIC	5-BALDERSON	5-BALDERSON	2-MALAMAN MACGREGOR
Southern Utah	11/24/06	80-61	W	19-PLAISTED	12-PLAISTED	5-AINGE BURGESS	3-MALAMAN BALDERSON	1-PLAISTED IVANOVIC
at Boise State	11/29/06	68-72	L	15-BALDERSON	5-CUMMARD	3-YOUNG	1-YOUNG CUMMARD BALDERSON	None
at Weber State	12/02/06	73-69	W(OT)	27-YOUNG	11-YOUNG	3-YOUNG AINGE	4-BALDERSON	None
San Jose State	12/06/06	81-69	W	20-PLAISTED	8-PLAISTED	5-CUMMARD	4-CUMMARD	2-CUMMARD
vs No. 25 Michigan St.	12/09/06	61-76	L	23-PLAISTED	7-PLAISTED	5-AINGE	3-CUMMARD	1-MALAMAN CUMMARD
at Lamar	12/13/06	77-86	L(OT)	19-YOUNG	10-MALAMAN	6-Broadus	2-CUMMARD	2-MALAMAN
Utah State	12/16/06	75-62	W	18-PLAISTED	12-YOUNG	4-PLAISTED AINGE	1-YOUNG CUMMARD BALDERSON PLAISTED MURDOCK	2-MALAMAN 3-PLAISTED
Western Oregon	12/22/06	102-40	W	17-TAVERNARI	8-PLAISTED	4-BALDERSON CUMMARD	4-TAVERNARI	2-PLAISTED TAVERNARI
Liberty	12/28/06	73-59	W	17-YOUNG	9-PLAISTED	5-CUMMARD	1-BROADUS CUMMARD YOUNG TAVERNARI	3-PLAISTED
Oral Roberts	12/29/06	72-62	W	21-YOUNG	16-YOUNG	6-AINGE	1-MALAMAN AINGE CUMMARD BALDERSON	2-PLAISTED
Seton Hall	12/30/06	77-68	W	26-YOUNG	12-CUMMARD	5-PLAISTED	1-BALDERSON PLAISTED ROSE BROADUS	4-IVANOVIC
San Diego State	01/06/07	80-58	W	19-BROADUS	11-CUMMARD	4-CUMMARD BROADUS	3-CUMMARD	6-PLAISTED
TCU	01/10/07	89-65	W	20-AINGE	6-TAVERNARI	6-AINGE	2-ROSE CUMMARD	2-PLAISTED CUMMARD MACGREGOR
at UNLV	01/13/07	75-83	L	18-CUMMARD	9-PLAISTED	5-CUMMARD	1-AINGE MALAMAN	2-PLAISTED
Wyoming	01/16/07	89-81	W	29-YOUNG	10-YOUNG	4-AINGE	2-YOUNG ROSE	3-CUMMARD
at Colorado State	01/20/07	78-90	L	27-PLAISTED	4-CUMMARD AINGE PLAISTED	6-AINGE	2-CUMMARD	2-PLAISTED
at New Mexico	01/24/07	70-49	W	18-TAVERNARI	5-CUMMARD	8-AINGE	3-TAVERNARI	1-PLAISTED IVANOVIC
No. 13 Air Force	01/27/07	61-52	W	22-PLAISTED	8-AINGE	5-AINGE	2-CUMMARD	1-YOUNG
at Utah	01/31/07	76-66	W	21-YOUNG	5-IVANOVIC BALDERSON AINGE	8-AINGE	3-BALDERSON	1-MACGREGOR CUMMARD
No. 25 UNLV	02/03/07	90-63	W	27-ROSE	9-PLAISTED	4-MURDOCK CUMMARD AINGE	5-CUMMARD	2-PLAISTED
at Wyoming	02/06/07	77-73	W	29-YOUNG	7-PLAISTED	4-MURDOCK	2-CUMMARD	3-CUMMARD
at TCU	02/10/07	85-72	W	25-YOUNG	7-CUMMARD	4-CUMMARD AINGE	2-AINGE CUMMARD	3-CUMMARD
New Mexico	02/14/07	96-83	W	23-YOUNG	9-YOUNG	5-AINGE	1-YOUNG BALDERSON	2-CUMMARD PLAISTED
Colorado State	02/21/07	76-67	W	24-YOUNG	6-YOUNG	8-AINGE	2-CUMMARD	1-CUMMARD
at San Diego State	02/24/07	74-86	L	18-TAVERNARI	7-CUMMARD TAVERNARI	3-AINGE	2-BURGESS TAVERNARI	1-CUMMARD PLAISTED
at No. 20 Air Force	02/27/07	62-58	W	14-AINGE	6-AINGE YOUNG	5-AINGE	2-AINGE MURDOCK	3-PLAISTED
Utah	03/03/07	85-62	W	15-YOUNG BURGESS	9-YOUNG	4-AINGE YOUNG	3-BALDERSON	1-PLAISTED BURGESS BALDERSON AINGE
vs TCU	03/08/07	77-64	W	22-PLAISTED	9-PLAISTED	7-AINGE	2-YOUNG	2-PLAISTED
vs Wyoming	03/09/07	96-84	W	27-PLAISTED	10-PLAISTED YOUNG	3-BALDERSON CUMMARD	3-CUMMARD	3-TAVERNARI PLAISTED
at No. 25 UNLV	03/10/07	70-78	L	34-YOUNG	13-CUMMARD	10-AINGE	1-ROSE CUMMARD	None
vs Xavier	03/15/07	77-79	L	24-YOUNG	10-YOUNG	4-YOUNG	1-BALDERSON YOUNG	1-CUMMARD PLAISTED




CUMMARD



TAVERNARI



BALDERSON



ROSE

2006-07 INDIVIDUAL GAME HIGHS

POINTS

34	YOUNG, Keena at No. 25 UNLV (03/10/07)
29	YOUNG, Keena at Wyoming (02/06/07)
29	YOUNG, Keena vs Wyoming (01/16/07)
27	PLAISTED, Trent vs Wyoming (03/09/07)
27	ROSE, Mike vs No. 25 UNLV (02/03/07)
27	PLAISTED, Trent at Colorado State (01/20/07)
27	YOUNG, Keena at Weber State (12/02/06)

FIELD GOALS MADE

13	YOUNG, Keena at No. 25 UNLV (03/10/07)
11	YOUNG, Keena vs New Mexico (02/14/07)
11	PLAISTED, Trent at Colorado State (01/20/07)
11	YOUNG, Keena vs Seton Hall (12/30/06)
11	YOUNG, Keena at Weber State (12/02/06)

FIELD GOAL ATTEMPTS

23	YOUNG, Keena vs Xavier (03/15/07)
19	YOUNG, Keena at Weber State (12/02/06)

FG PCT (min 5 made)

1.000 (5-5)	BURGESS, Sam vs Utah (03/03/07)
.875 (7-8)	TAVERNARI, Jonathan vs Western Oregon (12/22/06)

3 PT FG MADE

8	ROSE, Mike vs No. 25 UNLV (02/03/07)
6	TAVERNARI, Jonathan vs TCU (01/10/07)

3 PT FG ATTEMPTS

10	ROSE, Mike vs No. 25 UNLV (02/03/07)
9	ROSE, Mike vs TCU (03/08/07)
9	TAVERNARI, Jonathan at San Diego State (02/24/07)

3-PT FG PCT (min 2 made)

1.000 (3-3)	AINGE, Austin vs Wyoming (03/09/07)
1.000 (3-3)	BURGESS, Sam at No. 5 UCLA (11/15/06)
1.000 (3-3)	ROSE, Mike at No. 5 UCLA (11/15/06)
1.000 (2-2)	BALDERSON, Jimmy vs Wyoming (03/09/07)
1.000 (2-2)	BALDERSON, Jimmy at No. 20 Air Force (02/27/07)
1.000 (2-2)	CUMMARD, Lee at Utah (01/31/07)
1.000 (2-2)	CUMMARD, Lee at Colorado State (01/20/07)
1.000 (2-2)	TAVERNARI, Jonathan vs Wyoming (01/16/07)

1.000 (2-2)	CUMMARD, Lee vs Seton Hall (12/30/06)
1.000 (2-2)	BURGESS, Sam vs Western Oregon (12/22/06)
1.000 (2-2)	CUMMARD, Lee vs Western Oregon (12/22/06)
1.000 (2-2)	CUMMARD, Lee vs Portland (11/22/06)

FREE THROWS MADE

11	YOUNG, Keena vs Wyoming (01/16/07)
10	CUMMARD, Lee vs Colorado State (02/21/07)

FREE THROW ATTEMPTS

16	PLAISTED, Trent vs Wyoming (03/09/07)
15	YOUNG, Keena at Wyoming (02/06/07)

FT PCT (min 5 made)

1.000 (10-10)	CUMMARD, Lee vs Colorado State (02/21/07)
1.000 (6-6)	TAVERNARI, Jonathan at Wyoming (02/06/07)
1.000 (6-6)	YOUNG, Keena vs Idaho State (11/18/06)
1.000 (5-5)	YOUNG, Keena vs No. 13 Air Force (01/27/07)
1.000 (5-5)	BALDERSON, Jimmy vs San Jose State (12/06/06)
1.000 (5-5)	AINGE, Austin at Boise State (11/29/06)

REBOUNDS

16	YOUNG, Keena vs Oral Roberts (12/29/06)
13	CUMMARD, Lee at No. 25 UNLV (03/10/07)

ASSISTS

10	AINGE, Austin at No. 25 UNLV (03/10/07)
8	AINGE, Austin vs Colorado State (02/21/07)
8	AINGE, Austin at Utah (01/31/07)
8	AINGE, Austin at New Mexico (01/24/07)

STEALS

5	CUMMARD, Lee vs No. 25 UNLV (02/03/07)
5	BALDERSON, Jimmy vs Portland (11/22/06)


BLOCKED SHOTS

6	PLAISTED, Trent vs San Diego State (01/06/07)
4	IVANOVIC, Vuk vs Seton Hall (12/30/06)



2006-07 CATEGORY LEADERS

FG PERCENTAGE				FREE THROW ATTEMPTS			OFFENSIVE REBOUNDS				
FG	Att	Pct	G	Att	Att/G	G	No.	Avg/G			
MACGREGOR, Gavin	6	10	.600	PLAISTED, Trent	34	195	5.7	PLAISTED, Trent	34	84	2.5
BURGESS, Sam	39	70	.557	YOUNG, Keena	34	147	4.3	YOUNG, Keena	34	79	2.3
CUMMARD, Lee	114	206	.553	BALDERSON, Jimmy	34	78	2.3	CUMMARD, Lee	34	63	1.9
PLAISTED, Trent	167	306	.546	CUMMARD, Lee	34	63	1.9	BALDERSON, Jimmy	34	28	0.8
YOUNG, Keena	236	435	.543	AINGE, Austin	34	62	1.8	TAVERNARI, Jonathan	28	24	0.9
TAVERNARI, Jonathan	68	143	.476	FREE THROWS MADE			DEFENSIVE REBOUNDS				
ROSE, Mike	73	158	.462	G	Made	Made/G	G	No.	Avg/G		
AINGE, Austin	83	182	.456	YOUNG, Keena	34	118	3.5	YOUNG, Keena	34	144	4.2
BALDERSON, Jimmy	98	233	.421	PLAISTED, Trent	34	96	2.8	CUMMARD, Lee	34	128	3.8
IVANOVIC, Vuk	23	56	.411	CUMMARD, Lee	34	50	1.5	PLAISTED, Trent	34	126	3.7
MALAMAN, Fernando	21	56	.375	BALDERSON, Jimmy	34	49	1.4	AINGE, Austin	34	90	2.6
MURDOCK, Ben	12	33	.364	AINGE, Austin	34	46	1.4	BALDERSON, Jimmy	34	75	2.2
FIELD GOAL ATTEMPTS				POINTS			BLOCKED SHOTS				
G	Att	Att/G	G	Pts	Pts/G	G	No.	Blk/G			
YOUNG, Keena	34	435	12.8	YOUNG, Keena	34	590	17.4	PLAISTED, Trent	34	46	1.4
PLAISTED, Trent	34	306	9.0	PLAISTED, Trent	34	430	12.6	CUMMARD, Lee	34	29	0.9
BALDERSON, Jimmy	34	233	6.9	CUMMARD, Lee	34	318	9.4	MALAMAN, Fernando	25	13	0.5
CUMMARD, Lee	34	206	6.1	BALDERSON, Jimmy	34	277	8.1	TAVERNARI, Jonathan	28	8	0.3
AINGE, Austin	34	182	5.4	AINGE, Austin	34	268	7.9	IVANOVIC, Vuk	24	7	0.3
FIELD GOALS MADE				SCORING AVERAGE			MINUTES				
G	Made	Made/G	G	Pts	Avg/G	G	No.	Min/G			
YOUNG, Keena	34	236	6.9	YOUNG, Keena	34	590	17.4	CUMMARD, Lee	34	990	29.1
PLAISTED, Trent	34	167	4.9	PLAISTED, Trent	34	430	12.6	YOUNG, Keena	34	984	28.9
CUMMARD, Lee	34	114	3.4	CUMMARD, Lee	34	318	9.4	PLAISTED, Trent	34	977	28.7
BALDERSON, Jimmy	34	98	2.9	BALDERSON, Jimmy	34	277	8.1	AINGE, Austin	34	887	26.1
AINGE, Austin	34	83	2.4	AINGE, Austin	34	268	7.9	BALDERSON, Jimmy	34	824	24.2
3-POINT PERCENTAGE				REBOUNDS			FOULS				
3FG	Att	Pct	G	Reb	Reb/G	G	No.	Per/G			
BURGESS, Sam	15	31	.484	YOUNG, Keena	34	223	6.6	PLAISTED, Trent	34	111	3.3
AINGE, Austin	56	117	.479	PLAISTED, Trent	34	210	6.2	CUMMARD, Lee	34	103	3.0
ROSE, Mike	61	131	.466	CUMMARD, Lee	34	191	5.6	YOUNG, Keena	34	81	2.4
CUMMARD, Lee	40	92	.435	BALDERSON, Jimmy	34	103	3.0	BALDERSON, Jimmy	34	72	2.1
MURDOCK, Ben	6	16	.375	AINGE, Austin	34	100	2.9	AINGE, Austin	34	53	1.6
TAVERNARI, Jonathan	29	78	.372	REBOUND AVERAGE			FOULOUTS				
BALDERSON, Jimmy	32	91	.352	G	Reb	Avg/G	G	No.			
BROADUS, Rashaun	14	46	.304	YOUNG, Keena	34	223	6.6	BALDERSON, Jimmy	34	3	
MALAMAN, Fernando	3	15	.200	PLAISTED, Trent	34	210	6.2	PLAISTED, Trent	34	3	
3-POINT FG ATTEMPTS				ASSISTS			TURNOVERS				
G	Att	Att/G	G	No.	A/G	G	No.	TO/G			
ROSE, Mike	32	131	4.1	AINGE, Austin	34	150	4.4	AINGE, Austin	34	79	2.3
AINGE, Austin	34	117	3.4	CUMMARD, Lee	34	93	2.7	YOUNG, Keena	34	75	2.2
CUMMARD, Lee	34	92	2.7	BALDERSON, Jimmy	34	57	1.7	BALDERSON, Jimmy	34	57	1.7
BALDERSON, Jimmy	34	91	2.7	YOUNG, Keena	34	50	1.5	PLAISTED, Trent	34	56	1.6
TAVERNARI, Jonathan	28	78	2.8	PLAISTED, Trent	34	40	1.2	CUMMARD, Lee	34	49	1.4
3-POINT FGS MADE				STEALS							
G	Made	Made/G	G	No.	S/G						
ROSE, Mike	32	61	1.9	CUMMARD, Lee	34	50	1.5				
AINGE, Austin	34	56	1.6	BALDERSON, Jimmy	34	39	1.1				
CUMMARD, Lee	34	40	1.2	AINGE, Austin	34	22	0.6				
BALDERSON, Jimmy	34	32	0.9	TAVERNARI, Jonathan	28	18	0.6				
TAVERNARI, Jonathan	28	29	1.0	PLAISTED, Trent	34	15	0.4				
FT PERCENTAGE											
FT	Att	Pct									
YOUNG, Keena	118	147	.803								
CUMMARD, Lee	50	63	.794								
MALAMAN, Fernando	13	17	.765								
AINGE, Austin	46	62	.742								
ROSE, Mike	11	15	.733								
TAVERNARI, Jonathan	16	23	.696								
MURDOCK, Ben	15	22	.682								
BURGESS, Sam	18	27	.667								
BALDERSON, Jimmy	49	78	.628								
BROADUS, Rashaun	14	24	.583								
IVANOVIC, Vuk	7	13	.538								
MACGREGOR, Gavin	1	2	.500								






BYU GAME HIGHS

POINTS.....	102	vs Western Oregon (12/22/06)
.....	96	vs Wyoming (03/09/07)
.....	96	vs New Mexico (02/14/07)
.....	90	vs No. 25 UNLV (02/03/07)
.....	89	vs Wyoming (01/16/07)
.....	89	vs TCU (01/10/07)
FIELD GOALS MADE.....	38	vs New Mexico (02/14/07)
.....	38	vs Western Oregon (12/22/06)
FIELD GOAL ATTEMPTS.....	70	at Lamar University (12/13/06)
.....	69	vs Oral Roberts (12/29/06)
FIELD GOAL PCT.....	.615 (32-52)	at TCU (02/10/07)
.....	.593 (32-54)	vs Utah (03/03/07)
.....	.593 (32-54)	vs TCU (01/10/07)
3 PT FIELD GOALS MADE.....	15	vs No. 25 UNLV (02/03/07)
.....	14	vs TCU (01/10/07)
3 PT FG ATTEMPTS.....	27	vs New Mexico (02/14/07)
.....	27	vs Idaho State (11/18/06)
3 PT FG PCT.....	.682 (15-22)	vs No. 25 UNLV (02/03/07)
.....	.667 (10-15)	at No. 5 UCLA (11/15/06)
FREE THROWS MADE.....	29	vs Wyoming (03/09/07)
.....	28	vs Wyoming (01/16/07)
FREE THROW ATTEMPTS.....	45	vs Wyoming (03/09/07)
.....	39	at Wyoming (02/06/07)
FREE THROW PCT.....	.900 (9-10)	at Boise State (11/29/06)
.....	.867 (13-15)	vs San Jose State (12/06/06)
REBOUNDS.....	55	vs Seton Hall (12/30/06)
.....	52	vs Oral Roberts (12/29/06)
ASSISTS.....	27	vs Western Oregon (12/22/06)
.....	24	vs New Mexico (02/14/07)
STEALS.....	16	vs Western Oregon (12/22/06)
.....	10	vs Wyoming (03/09/07)
.....	10	vs Southern Utah (11/24/06)
BLOCKED SHOTS.....	11	vs San Diego State (01/06/07)
.....	9	vs Liberty (12/28/06)
TURNOVERS.....	23	at No. 5 UCLA (11/15/06)
.....	21	vs San Diego State (01/06/07)
FOULS.....	27	vs TCU (01/10/07)
.....	24	vs Wyoming (01/16/07)
.....	24	at UNLV (01/13/07)

BYU GAME LOWS

POINTS.....	.61	vs No. 25 Michigan State (12/09/06)
.....	.61	vs No. 13 Air Force (01/27/07)
.....	.62	at No. 20 Air Force (02/27/07)
.....	.68	at Boise State (11/29/06)
.....	.69	at No. 5 UCLA (11/15/06)
FIELD GOALS MADE.....	23	vs No. 25 Michigan State (12/09/06)
.....	23	vs No. 13 Air Force (01/27/07)
FIELD GOAL ATTEMPTS.....	45	at No. 5 UCLA (11/15/06)
.....	46	at Wyoming (02/06/07)
FIELD GOAL PCT.....	.400 (28-70)	at Lamar University (12/13/06)
.....	.406 (28-69)	vs Oral Roberts (12/29/06)
3 PT FIELD GOALS MADE.....	2	vs Colorado State (02/21/07)
.....	4	at Weber State (12/02/06)
.....	4	vs San Jose State (12/06/06)
.....	4	vs No. 25 Michigan State (12/09/06)
3 PT FG ATTEMPTS.....	11	at TCU (02/10/07)
.....	12	at Wyoming (02/06/07)
3 PT FG PCT.....	.118 (2-17)	vs Colorado State (02/21/07)
.....	.217 (5-23)	vs Oral Roberts (12/29/06)
FREE THROWS MADE.....	6	at No. 20 Air Force (02/27/07)
.....	7	at No. 5 UCLA (11/15/06)
.....	7	vs Southern Utah (11/24/06)
.....	7	vs No. 25 UNLV (02/03/07)
FREE THROW ATTEMPTS.....	10	at No. 5 UCLA (11/15/06)
.....	10	vs Southern Utah (11/24/06)
.....	10	at Boise State (11/29/06)
FREE THROW PCT.....	.438 (7-16)	vs No. 25 UNLV (02/03/07)
.....	.500 (6-12)	at No. 20 Air Force (02/27/07)
.....	.500 (11-22)	vs No. 25 Michigan State (12/09/06)
REBOUNDS.....	.21	at No. 5 UCLA (11/15/06)
.....	.25	at Colorado State (01/20/07)
ASSISTS.....	.10	at Boise State (11/29/06)
.....	.10	vs Xavier (03/15/07)
STEALS.....	.2	at UNLV (01/13/07)
.....	.2	at Wyoming (02/06/07)
.....	.2	vs New Mexico (02/14/07)
.....	.2	at No. 25 UNLV (03/10/07)
.....	.2	vs Xavier (03/15/07)
BLOCKED SHOTS.....	.0	at Boise State (11/29/06)
.....	.0	at Weber State (12/02/06)
.....	.0	at No. 25 UNLV (03/10/07)
TURNOVERS.....	.7	at Utah (01/31/07)
.....	.7	vs New Mexico (02/14/07)
FOULS.....	.14	vs Seton Hall (12/30/06)
.....	.14	at Utah (01/31/07)





OPPONENT GAME HIGHS

Table with 2 columns: Statistic and Opponent/Date. Includes categories like POINTS, FIELD GOALS MADE, 3 PT FIELD GOALS MADE, etc.

OPPONENT GAME LOWS

Table with 2 columns: Statistic and Opponent/Date. Includes categories like POINTS, FIELD GOALS MADE, 3 PT FIELD GOALS MADE, etc.





GAME #1

Brigham Young University 69
No. 5 UCLA 82

November 15, 2006
Pauley Pavilion • Los Angeles, Calif. (9,297)

BYU 0-1	tot-fg	3-pt	rebounds			pts			a to blk			min				
## Player	fg	fga	fg	fga	ft	fta	of	de	pf	tp	a	to	blk	s	min	
03 YOUNG, Keena	f	6	8	0	0	4	4	4	3	16	2	3	0	0	34	
44 PLAISTED, Trent	c	3	7	0	0	1	4	1	3	4	4	7	0	0	25	
01 BROADUS, Rashaun	g	0	6	0	2	0	0	1	1	2	0	3	5	0	1	
23 BALDERSON, Jimmy	g	4	5	0	1	1	1	0	2	2	4	9	1	4	0	
30 CUMMARD, Lee	g	3	5	2	3	1	0	3	3	9	2	1	1	0	18	
02 ROSE, Mike	g	3	3	3	0	0	0	0	1	9	0	0	0	0	15	
10 IVANOVIC, Vuk	g	1	3	0	0	0	0	0	1	3	2	0	0	0	15	
13 INGE, Austin	g	2	4	2	3	0	0	0	1	1	6	5	3	0	12	
15 MALAMAN, Fernando	g	1	1	0	0	0	0	0	1	1	2	0	0	0	6	
20 BURGESS, Sam	g	3	3	3	0	0	0	0	2	2	0	9	3	1	0	
24 MURDOCK, Ben	g	0	0	0	0	0	0	0	0	0	0	0	0	0	1	
TEAM																
Totals.....		26	45	10	15	7	10	3	18	21	22	69	16	23	1	3

TOTAL FG%	1st Half: 44.0%	2nd Half: 50.0%	Game: 57.0%	REBOUND
3Pt FG%	1st Half: 0.0%	2nd Half: 25.0%	Game: 33.3%	REBOUNDS
F Throw %	1st Half: 93.8%	2nd Half: 97.7%	Game: 70.0%	11

UCLA 1-0	tot-fg	3-pt	rebounds			pts			a to blk			min				
## Player	fg	fga	fg	fga	ft	fta	of	de	pf	tp	a	to	blk	s	min	
03 Shipp, Josh	f	4	10	1	4	4	3	1	4	0	13	0	2	0	1	32
23 Mbah a Moute, Luc	f	7	10	0	0	10	13	5	6	11	24	2	3	2	3	34
14 Mata, Lorenzo	c	2	6	0	0	2	1	3	4	4	0	2	1	0	21	
02 Collison, Darren	g	6	12	2	4	2	2	1	2	3	0	16	10	1	1	
04 Afalo, Aaron	g	3	9	1	4	2	4	1	1	2	9	4	2	0	2	
00 Westbrook, Russell	g	0	0	0	0	0	0	0	0	0	1	0	0	0	2	
11 Wright, Ryan	g	1	1	0	0	0	0	0	0	2	2	0	1	0	3	
12 Aboya, Alfred	g	3	3	0	0	3	5	2	2	4	2	9	0	2	0	
13 Keefe, James	g	1	1	0	0	0	0	0	1	1	2	0	0	0	6	
20 Roll, Michael	g	1	4	1	3	0	0	0	0	0	1	3	0	0	14	
TEAM																
Totals.....		28	56	5	15	21	30	14	17	31	14	82	16	13	7	

TOTAL FG%	1st Half: 53.0%	2nd Half: 52.0%	Game: 50.0%	REBOUND
3Pt FG%	1st Half: 10.0%	2nd Half: 25.0%	Game: 33.3%	REBOUNDS
F Throw %	1st Half: 59.5%	2nd Half: 70.0%	Game: 70.0%	41

Officials: Mark Reischling, Randy McCall, Bobby McRoy
Technical fouls: Brigham Young-None. UCLA-None.

Score by Periods	1st	2nd	Total
Brigham Young	39	30	69
UCLA	36	46	82

Points in the paint-BY 20,UCLA 36. Points off turnovers-BY 21,UCLA 35.
2nd chance points-BY 2,UCLA 14. Fast break points-BY 4,UCLA 15.
Bench points-BY 28,UCLA 16. Score tied-4 times. Lead changes-4 times.

GAME #3

Brigham Young University 79
Portland 50

November 22, 2006
Marriott Center • Provo, Utah (8,202)

Portland 2-4	tot-fg	3-pt	rebounds			pts			a to blk			min			
## Player	fg	fga	fg	fga	ft	fta	of	de	pf	tp	a	to	blk	s	min
03 NIEDERMEYER, E.	f	0	3	0	1	1	2	0	2	2	4	0	3	0	10
34 WATSON, Sherrard	f	2	8	0	5	4	1	4	5	3	8	0	3	0	1
44 JONES, Jamie	f	2	10	0	4	4	1	3	4	3	8	0	3	0	24
45 SULLIVAN, Ben	c	2	5	0	1	2	0	1	1	2	6	0	1	0	23
15 MCFAR, Brian	g	2	6	0	0	2	1	3	1	4	4	3	0	0	27
02 FIELD, Kevin	g	1	4	0	0	2	5	6	11	3	4	0	3	1	23
04 THOMPSON, Walter	g	2	6	1	3	0	0	0	2	2	1	5	0	0	12
05 ITO, Taishi	g	2	5	2	4	0	0	0	0	0	1	6	0	0	22
14 JACKSON, Chris	g	0	1	0	0	0	0	0	0	0	0	1	0	0	10
24 EMERSON, Parker	g	0	4	0	1	6	9	3	2	3	5	3	6	0	13
32 CARTER, Marcus	g	1	3	0	0	0	0	0	1	2	3	1	0	0	10
TEAM															
Totals.....		14	55	3	15	19	23	13	26	39	22	50	4	19	1

TOTAL FG%	1st Half: 42.0%	2nd Half: 21.0%	Game: 25.5%	REBOUND
3Pt FG%	1st Half: 0.0%	2nd Half: 0.0%	Game: 0.0%	REBOUNDS
F Throw %	1st Half: 92.7%	2nd Half: 90.9%	Game: 82.8%	2

BYU Cougars 2-1	tot-fg	3-pt	rebounds			pts			a to blk			min			
## Player	fg	fga	fg	fga	ft	fta	of	de	pf	tp	a	to	blk	s	min
03 YOUNG, Keena	f	6	12	0	0	1	2	4	5	9	13	0	0	1	21
10 IVANOVIC, Vuk	c	3	9	0	0	1	2	2	7	9	2	7	0	0	19
13 INGE, Austin	g	1	1	1	0	0	0	1	1	0	3	2	1	0	17
23 BALDERSON, Jimmy	g	3	9	0	3	0	2	0	7	7	3	6	5	0	29
30 CUMMARD, Lee	g	4	6	2	2	4	5	1	1	2	5	14	1	0	18
01 BROADUS, Rashaun	g	2	0	1	2	3	1	4	1	4	2	3	0	0	18
02 ROSE, Mike	g	1	4	0	3	0	0	0	0	0	2	1	0	0	11
15 MALAMAN, Fernando	g	1	3	0	5	6	4	3	7	3	7	2	0	0	23
20 BURGESS, Sam	g	4	8	3	5	2	3	0	2	2	1	13	0	0	19
24 MURDOCK, Ben	g	1	2	0	0	0	0	0	0	0	2	1	0	0	8
44 PLAISTED, Trent	g	2	6	0	0	2	4	2	2	4	4	6	1	0	14
50 MACGREGOR, Gavin	g	1	1	0	0	0	0	0	0	0	2	0	0	0	3
TEAM															
Totals.....		28	63	6	15	17	28	17	30	47	22	79	14	9	6

TOTAL FG%	1st Half: 42.0%	2nd Half: 51.0%	Game: 49.4%	REBOUND
3Pt FG%	1st Half: 0.0%	2nd Half: 0.0%	Game: 0.0%	REBOUNDS
F Throw %	1st Half: 70.0%	2nd Half: 80.7%	Game: 80.7%	3

Officials: Mark Whitehead, Andy Rios, Jimmy Casas
Technical fouls: Portland Pilots-None. BYU Cougars-None.

Score by Periods	1st	2nd	Total
PORTLAND PILOTS	24	26	50
BYU Cougars	31	48	79

Points in the paint-POR 10,BY 34. Points off turnovers-POR 6,BY 21.
2nd chance points-POR 4,BY 25. Fast break points-POR 0,BY 2.
Bench points-POR 23,BY 36. Score tied-0 times. Lead changes-0 times.

GAME #5

Brigham Young University 68
Boise State 72

November 29, 2006
Taco Bell Arena • Boise, Idaho (5,505)

BYU Cougars 3-2	tot-fg	3-pt	rebounds			pts			a to blk			min			
## Player	fg	fga	fg	fga	ft	fta	of	de	pf	tp	a	to	blk	s	min
03 YOUNG, Keena	f	7	13	0	0	0	1	3	4	1	14	3	3	0	1
44 PLAISTED, Trent	f	3	9	0	0	2	1	3	4	4	8	1	0	0	27
13 INGE, Austin	g	3	4	3	4	5	0	4	4	2	14	2	2	0	25
23 BALDERSON, Jimmy	g	5	8	3	4	5	2	2	0	3	3	2	15	1	27
30 CUMMARD, Lee	g	3	7	3	5	0	0	0	2	2	5	9	1	0	1
01 BROADUS, Rashaun	g	2	4	1	2	0	0	0	2	2	3	5	1	0	20
02 ROSE, Mike	g	1	0	1	0	0	0	0	0	0	0	0	0	0	4
10 IVANOVIC, Vuk	g	0	2	0	0	0	0	0	0	1	1	0	0	0	8
15 MALAMAN, Fernando	g	2	0	0	0	0	0	0	1	1	2	0	0	0	6
20 BURGESS, Sam	g	0	0	0	0	0	0	0	0	1	1	0	0	0	9
45 TAVERNARI, Jonathan	g	1	5	1	4	0	0	0	1	1	3	0	0	0	7
TEAM															
Totals.....		24	55	11	21	9	10	6	24	30	26	68	10	11	3

TOTAL FG%	1st Half: 48.0%	2nd Half: 51.0%	Game: 49.6%	REBOUND
3Pt FG%	1st Half: 0.0%	2nd Half: 9.1%	Game: 52.9%	REBOUNDS
F Throw %	1st Half: 0.0%	2nd Half: 9.1%	Game: 90.0%	0

Boise State 2-3	tot-fg	3-pt	rebounds			pts			a to blk			min			
## Player	fg	fga	fg	fga	ft	fta	of	de	pf	tp	a	to	blk	s	min
20 Tideman, Tyler	f	3	8	2	5	0	0	2	2	0	8	4	1	1	0
22 Nielson, Matt	f	7	10	0	0	1	2	1	6	7	4	15	1	2	0
24 Larry, Reggie	g	5	7	1	1	1	2	2	6	8	1	12	0	2	1
03 Lane, Eric	g	2</													



GAME #7

Brigham Young University
San Jose State

81
69

December 6, 2006
Marriott Center • Provo, Utah (7,729)

San Jose State 1-7
Player stats table with columns for #, Player, fg, 3-pt, rebs, etc.

TOTAL FG% 1st Half: 10-29 34.5% 2nd Half: 10-36 27.8% Game: 20-65 30.8%
3-PT FG% 1st Half: 4-11 36.4% 2nd Half: 4-11 36.4% Game: 8-22 36.4%
F Throw % 1st Half: 4-5 80.0% 2nd Half: 6-6 100% Game: 10-11 90.9%

BYU Cougars 5-2
Player stats table with columns for #, Player, fg, 3-pt, rebs, etc.

TOTAL FG% 1st Half: 16-39 40.5% 2nd Half: 16-34 47.1% Game: 32-73 43.8%
3-PT FG% 1st Half: 4-11 36.4% 2nd Half: 5-10 50.0% Game: 9-21 42.9%
F Throw % 1st Half: 2-3 66.7% 2nd Half: 11-12 91.7% Game: 13-15 86.7%

Officials: Winston Stith, Mike Giaratano, Brian Sorenson
Technical fouls: San Jose State-None. BYU Cougars-None.
Score by Periods: 1st 2nd Total
BYU Cougars 28 41 69
San Jose State 36 45 81

GAME #8

Brigham Young University
No. 25 Michigan State

61
76

December 9, 2006
The Palace • Auburn Hills, Mich. (11,187)

BYU 5-3
Player stats table with columns for #, Player, fg, 3-pt, rebs, etc.

TOTAL FG% 1st Half: 11-26 42.3% 2nd Half: 12-29 41.4% Game: 23-55 41.8%
3-PT FG% 1st Half: 2-9 22.2% 2nd Half: 2-8 25.0% Game: 4-17 23.5%
F Throw % 1st Half: 6-13 46.2% 2nd Half: 5-9 55.6% Game: 11-22 50.0%

Michigan State 9-2
Player stats table with columns for #, Player, fg, 3-pt, rebs, etc.

TOTAL FG% 1st Half: 14-30 46.7% 2nd Half: 15-27 55.6% Game: 29-57 50.9%
3-PT FG% 1st Half: 3-8 37.5% 2nd Half: 4-8 50.0% Game: 7-16 43.8%
F Throw % 1st Half: 5-12 41.7% 2nd Half: 6-11 54.5% Game: 11-23 47.8%

Officials: David Hall, Mark Whitehead, Bill Gracey
Technical fouls: BYU-None. Michigan State-None.
Score by Periods: 1st 2nd Total
BYU 30 31 61
Michigan State 36 40 76

GAME #9

Brigham Young University
Lamar

77 OT
86

December 13, 2006
Montagne Center • Beaumont, Texas (3,150)

BYU Cougars 5-4
Player stats table with columns for #, Player, fg, 3-pt, rebs, etc.

TOTAL FG% 1st Half: 10-29 34.5% 2nd Half: 17-31 54.8% OT: 1-10 10.0% Game: 40-70
3-PT FG% 1st Half: 2-9 22.2% 2nd Half: 5-11 45.5% OT: 0-4 0.0% Game: 28-40
F Throw % 1st Half: 9-11 81.8% 2nd Half: 9-10 90.0% OT: 3-4 75.0% Game: 66.7%

Lamar Cardinals 4-6
Player stats table with columns for #, Player, fg, 3-pt, rebs, etc.

TOTAL FG% 1st Half: 17-33 51.5% 2nd Half: 10-25 40.0% OT: 9-30 30.0% Game: 47-68
3-PT FG% 1st Half: 6-14 42.9% 2nd Half: 5-20 25.0% OT: 2-10 20.0% Game: 42-34
F Throw % 1st Half: 4-6 66.7% 2nd Half: 11-15 73.3% OT: 6-7 85.7% Game: 51.6%

Officials: Bill Kennedy, Mike Thibodeaux, Rick Randall
Technical fouls: Brigham Young-None. Lamar University-None.
Score by Periods: 1st 2nd OT Total
BYU Cougars 30 42 5 77
Lamar Cardinals 44 28 14 86

GAME #10

Brigham Young University
Utah State

75
62

December 16, 2006
Marriott Center • Provo, Utah (10,335)

Utah State Aggies 8-2
Player stats table with columns for #, Player, fg, 3-pt, rebs, etc.

TOTAL FG% 1st Half: 10-26 38.5% 2nd Half: 12-35 34.3% Game: 22-61 36.1%
3-PT FG% 1st Half: 4-11 36.4% 2nd Half: 9-17 52.9% Game: 13-28 46.8%
F Throw % 1st Half: 8-10 80.0% 2nd Half: 10-10 100% Game: 90.0%

BYU Cougars 7-3
Player stats table with columns for #, Player, fg, 3-pt, rebs, etc.

TOTAL FG% 1st Half: 14-30 46.7% 2nd Half: 14-25 56.0% Game: 28-55
3-PT FG% 1st Half: 9-11 81.8% 2nd Half: 5-10 50.0% Game: 37-21
F Throw % 1st Half: 6-13 46.2% 2nd Half: 11-14 78.6% Game: 52.0%

Officials: David Hall, Stanley Reynolds, Mike Reed
Technical fouls: Utah State-Aggies-None. BYU Cougars-None.
Score by Periods: 1st 2nd Total
Utah State Aggies 28 34 62
BYU Cougars 38 37 75

GAME #11

Brigham Young University
Western Oregon

102
40

December 22, 2006
Marriott Center • Provo, Utah (8,277)

Western Oregon 3-6
Player stats table with columns for #, Player, fg, 3-pt, rebs, etc.


TOTAL FG% 1st Half: 8-26 30.8% 2nd Half: 6-21 28.6% Game: 14-47
3-PT FG% 1st Half: 1-10 10.0% 2nd Half: 1-7 14.3% Game: 2-17
F Throw % 1st Half: 6-7 85.7% 2nd Half: 4-5 80.0% Game: 10-12

BYU Cougars 7-4
Player stats table with columns for #, Player, fg, 3-pt, rebs, etc.

TOTAL FG% 1st Half: 19-32 59.4% 2nd Half: 12-28 42.9% Game: 31-60
3-PT FG% 1st Half: 9-10 90.0% 2nd Half: 5-9 55.6% Game: 14-19
F Throw % 1st Half: 7-8 87.5% 2nd Half: 8-14 57.1% Game: 68.2%

Officials: Rick Batsell, Duane Allen, Darron George
Technical fouls: Western Oregon-Swerzbin,Alex. BYU -BROADUS, Rashaun
Score by Periods: 1st 2nd Total
Western Oregon Wolves 23 17 40
BYU Cougars 51 51 102

Points in the paint-WOU 20, BY 44. Points off turnovers-WOU 9, BY 40.
2nd chance points-WOU 7, BY 21. Fast break points-WOU 2, BY 16.
Bench points-WOU 9, BY 59. Score tied-0 times. Lead changes-6 times.



TRENT PLAISTED

Trent Plaisted paced the Cougars to a 75-62 victory over in-state rival Utah State. The Cougars held the Aggies, a team shooting 52 percent coming into the contest, to just 36 percent shooting on the day.



GAME #12 Brigham Young University Liberty

73
59

December 28, 2006 • BYU Holiday Classic
Marriott Center • Provo, Utah (9,284)

##	Player	fg	fga	3-pt	fga	fta	ft	of	de	tot	pf	tp	a	to	blk	s	min	
11	HUBBARD, Damien	f	0	2	0	0	0	1	4	5	1	0	2	1	1	0	30	
21	McLEAN, Alex	f	7	13	0	0	1	1	9	10	2	14	1	3	0	0	36	
05	SMITH, Anthony	g	6	0	6	2	2	2	2	3	2	2	4	3	0	1	34	
02	BLAIR, Larry	g	4	16	1	5	3	3	0	2	2	12	4	0	0	1	30	
24	BREWINGTON, D.	g	5	9	1	3	4	1	3	4	2	14	1	2	0	1	32	
01	HOLLAND, Justin	g	0	0	0	0	0	0	0	0	1	0	0	0	0	0	3	
02	JENKINS, B.J.	g	2	3	1	2	0	0	0	0	4	7	2	0	0	1	12	
03	BAKER, Tyler	g	2	2	2	0	0	1	1	1	6	0	0	0	1	1	8	
30	MONROE, Russell	g	0	0	0	0	0	0	0	0	2	0	0	0	0	0	1	
33	PORTER, Rell	g	2	4	0	0	0	1	1	2	0	4	0	1	0	0	14	
TEAM																		
Totals			22	55	5	11	10	12	6	23	29	16	59	14	12	1	5	200

TOTAL FG%	1st Half: 9-27 33.3%	2nd Half: 13-28 46.4%	Game: 40.0%	DEADBALL
3Pt FG%	1st Half: 1-4 25.0%	2nd Half: 4-7 57.1%	Game: 45.5%	REBOUNDS
F Throw %	1st Half: 6-6 100%	2nd Half: 4-6 66.7%	Game: 83.3%	0

##	Player	fg	fga	3-pt	fga	fta	ft	of	de	tot	pf	tp	a	to	blk	s	min
03	YOUNG, Keena	f	6	12	0	0	5	6	1	3	4	1	17	1	3	0	31
30	CUMMARD, Lee	f	1	2	1	2	1	5	6	3	5	0	1	1	1	0	26
44	PLAISTED, Trent	c	5	9	0	0	2	3	6	9	3	11	0	3	0	0	28
01	BROADUS, Rashaun	g	4	7	1	3	1	4	0	2	2	10	2	0	0	1	25
23	BALDERSON, Jimmy	g	2	6	0	2	2	2	1	4	5	3	6	1	1	1	20
02	ROSE, Mike	g	2	4	1	3	0	0	0	3	3	0	5	1	0	1	9
13	AINGE, Austin	g	0	2	0	0	0	0	0	0	0	4	1	0	0	0	16
15	MALAMAN, Fernando	g	1	5	0	0	1	0	1	1	2	0	0	0	0	0	9
20	BURGESS, Sam	g	0	0	0	0	2	1	2	3	3	12	1	0	0	0	20
45	TAVERNARI, Jonathan	g	2	6	0	3	1	2	3	4	0	5	1	0	1	1	12
TEAM																	
Totals			27	59	5	17	14	20	11	29	40	16	73	15	9	4	200

TOTAL FG%	1st Half: 11-32 34.4%	2nd Half: 16-27 59.3%	Game: 45.6%	DEADBALL
3Pt FG%	1st Half: 2-9 22.2%	2nd Half: 3-6 50.0%	Game: 29.4%	REBOUNDS
F Throw %	1st Half: 5-6 83.3%	2nd Half: 4-6 66.7%	Game: 70.0%	4

Officials: Scott Thornley, Mike Reed, Brian Shelley
Technical fouls: BYU Cougars-None, Liberty Flames-None

Score by Periods	1st	2nd	Total
Liberty Flames	25	34	59
BYU Cougars	29	44	73

Points in the paint-LU 28, BY 37. Points off turnovers-LU 15, BY 14.
2nd chance points-LU 8, BY 11. Fast break points-LU 6, BY 11.
Bench points-LU 17, BY 24. Score tied-3 times. Lead changes-0 times.

GAME #13 Brigham Young University Oral Roberts

72
62

December 29, 2006 • BYU Holiday Classic
Marriott Center • Provo, Utah (9,397)

##	Player	fg	fga	3-pt	fga	fta	ft	of	de	tot	pf	tp	a	to	blk	s	min	
03	OGUNYE, Yemi	f	0	0	0	0	2	2	1	0	1	0	1	0	0	0	25	
30	GREEN, Caleb	f	7	15	0	0	7	10	13	5	21	4	4	0	0	3	31	
33	KING, Shawn	c	1	2	0	0	2	2	4	3	2	1	0	5	0	0	22	
01	TUTT, Ken	g	8	17	4	10	4	6	2	2	1	24	1	4	0	3	35	
11	LIBERTY, Adam	g	3	11	2	3	0	0	3	3	0	8	3	0	0	1	39	
05	SANGO, Kelvin	g	2	4	0	1	0	0	0	2	2	1	4	1	1	0	23	
10	VEALY, Marchello	g	1	4	0	1	1	2	1	4	5	3	2	1	0	0	19	
13	AINGE, Austin	g	0	1	0	1	0	0	0	0	0	0	0	0	0	0	1	
32	HAYNES, Ben	g	0	0	0	0	0	0	0	0	0	0	0	0	0	0	2	
42	SPICER, Sylvester	g	0	0	0	0	0	0	0	0	3	0	1	0	0	0	3	
TEAM																		
Totals			22	56	6	17	12	20	6	25	31	19	62	13	11	6	7	200

TOTAL FG%	1st Half: 14-33 42.4%	2nd Half: 8-23 34.6%	Game: 38.3%	DEADBALL
3Pt FG%	1st Half: 3-8 37.5%	2nd Half: 3-8 33.3%	Game: 35.3%	REBOUNDS
F Throw %	1st Half: 2-6 33.3%	2nd Half: 10-14 71.4%	Game: 60.0%	3

##	Player	fg	fga	3-pt	fga	fta	ft	of	de	tot	pf	tp	a	to	blk	s	min	
03	YOUNG, Keena	f	9	13	0	0	3	6	7	9	16	1	21	0	3	1	0	33
44	PLAISTED, Trent	c	5	13	0	0	2	4	5	6	11	3	12	0	1	2	0	32
01	BROADUS, Rashaun	g	0	2	0	1	0	0	0	1	1	1	0	0	0	0	10	
23	BALDERSON, Jimmy	g	4	7	1	2	3	1	2	3	4	12	2	0	1	0	28	
30	CUMMARD, Lee	g	6	13	1	6	0	3	6	9	2	13	5	2	0	1	34	
02	ROSE, Mike	g	3	9	2	7	0	2	1	3	2	8	0	0	0	0	15	
13	AINGE, Austin	g	0	4	0	4	0	0	2	2	1	0	6	3	0	1	30	
15	MALAMAN, Fernando	g	1	7	1	3	2	2	0	3	3	2	5	0	0	0	14	
20	BURGESS, Sam	g	0	0	0	0	0	0	0	0	0	1	0	0	0	0	3	
45	TAVERNARI, Jonathan	g	0	1	0	0	0	0	0	0	0	0	0	0	0	0	1	
TEAM																		
Totals			28	69	5	23	11	17	19	33	52	16	72	11	13	3	4	200

TOTAL FG%	1st Half: 14-33 42.4%	2nd Half: 14-36 38.9%	Game: 40.6%	DEADBALL
3Pt FG%	1st Half: 3-10 30.0%	2nd Half: 2-13 15.4%	Game: 21.7%	REBOUNDS
F Throw %	1st Half: 6-7 85.7%	2nd Half: 5-10 50.0%	Game: 64.7%	3

Officials: Mike Giarratano, Duane Allen, Brian Shelley
Technical fouls: Oral Roberts-VEALY, Marchello, BYU Cougars-None

Score by Periods	1st	2nd	Total
Oral Roberts	33	29	62
BYU Cougars	37	35	72

Points in the paint-ORU 22, BY 38. Points off turnovers-ORU 19, BY 14.
2nd chance points-ORU 8, BY 17. Fast break points-ORU 6, BY 12.
Bench points-ORU 7, BY 14. Score tied-2 times. Lead changes-7 times.

GAME #14 Brigham Young University Seton Hall

77
68

December 30, 2006 • BYU Holiday Classic
Marriott Center • Provo, Utah (10,103)

##	Player	fg	fga	3-pt	fga	fta	ft	of	de	tot	pf	tp	a	to	blk	s	min
14	LAING, Brian	f	9	16	0	2	1	1	0	5	5	3	19	4	3	0	38
23	GAINES, Stan	f	0	5	0	0	0	0	4	3	7	4	0	0	0	0	15
33	BILLMEIER, Grant	c	3	4	0	0	1	1	5	6	4	6	1	1	0	1	23
02	UTTER, Jamar	g	6	16	2	9	1	2	0	2	2	4	15	3	0	3	33
15	HARVEY, Eugene	g	7	14	0	1	4	6	2	0	2	0	18	7	3	0	37
20	MARSHALL, Carl	g	0	0	0	0	0	0	0	0	0	0	0	0	0	0	1
21	MESSY, Mani	g	0	1	0	1	0	0	0	0	0	1	0	0	0	0	7
22	GAUSE, Paul	g	1	9	1	7	2	2	0	4	4	3	5	0	0	0	29
55	DAVIS, Larry	g	1	8	1	4	2	2	1	2	2	5	0	0	0	1	17
TEAM																	
Totals			27	73	4	24	10	14	9	25	34	21	68	15	10	4	200

TOTAL FG%	1st Half: 18-38 46.2%	2nd Half: 9-34 26.5%	Game: 37.0%	DEADBALL
3Pt FG%	1st Half: 2-11 18.2%	2nd Half: 2-13 15.4%	Game: 18.7%	REBOUNDS
F Throw %	1st Half: 5-6 83.3%	2nd Half: 5-8 62.5%	Game: 71.4%	2

##	Player	fg	fga	3-pt	fga	fta	ft	of	de	tot	pf	tp	a	to	blk	s	min
03	YOUNG, Keena	f	11	18	0	0	4	4	3	6	9	1	26	3	0	0	36
30	CUMMARD, Lee	f	6	9	2	2	2	2	7	5	12	1	16	2	0	0	34
44	PLAISTED, Trent	c	2	5	0	0	2	8	5	4	9	3	6	5	2	1	29
01	BROADUS, Rashaun	g	2	8	1	5	2	2	0	1	1	2	7	2	3	0	21
23	BALDERSON, Jimmy	g</															



GAME #17

Brigham Young University 75 UNLV 83

January 13, 2007

Thomas & Mack Center • Las Vegas, Nev. (12,946)

BYU 12-5, 2-1 vs UNLV 15-4, 2-2. Box score table with columns for Player, FG, 3PT, REBOUNDS, etc.

TOTAL FG% 3PT FG% FT% vs UNLV totals. Game: 44.3% REBOUNDS 1

BYU 15-4, 2-2 vs UNLV 15-4, 2-2. Box score table with columns for Player, FG, 3PT, REBOUNDS, etc.

TOTAL FG% 3PT FG% FT% vs UNLV totals. Game: 48.3% REBOUNDS 4

Officials: Scott Thornley, Rick Batsell, Eric Curry

Score by Periods 1st 2nd Total

Points in the paint-BY 24, LV 30. Points off turnovers-BY 11, LV 14.

GAME #18

Brigham Young University 89 Wyoming 81

January 16, 2007

Marriott Center • Provo, Utah (12,817)

Wyoming 11-7, 2-2 vs BYU Cougars 13-5, 3-1. Box score table with columns for Player, FG, 3PT, REBOUNDS, etc.

TOTAL FG% 3PT FG% FT% vs BYU Cougars totals. Game: 43.1% REBOUNDS 1

BYU Cougars 13-5, 3-1 vs Wyoming 11-7, 2-2. Box score table with columns for Player, FG, 3PT, REBOUNDS, etc.

TOTAL FG% 3PT FG% FT% vs Wyoming totals. Game: 43.5% REBOUNDS 3

Officials: Randy McCall, Ruben Ramos, Chris Rastatter

Score by Periods 1st 2nd Total

Points in the paint-WY 26, BY 30. Points off turnovers-WY 15, BY 19.

GAME #19

Brigham Young University 78 Colorado State 90

January 20, 2007

Moby Arena • Fort Collins, Colo. (5,760)

BYU Cougars 13-6, 3-2 vs Colorado State 14-4, 4-2. Box score table with columns for Player, FG, 3PT, REBOUNDS, etc.

TOTAL FG% 3PT FG% FT% vs Colorado State totals. Game: 55.4% REBOUNDS 3

Colorado State 14-4, 4-2 vs BYU Cougars 13-6, 3-2. Box score table with columns for Player, FG, 3PT, REBOUNDS, etc.

TOTAL FG% 3PT FG% FT% vs BYU Cougars totals. Game: 56.7% REBOUNDS 2

Officials: Bill Gracey, Darron George, Jim Danner

Score by Periods 1st 2nd Total

Points in the paint-BY 34, CS 38. Points off turnovers-BY 16, CS 16.

GAME #21

Brigham Young University 61 No. 13 Air Force 52

January 27, 2007

Marriott Center • Provo, Utah (22,700)

Air Force 19-3, 6-2 vs BYU Cougars 15-6, 5-2. Box score table with columns for Player, FG, 3PT, REBOUNDS, etc.

TOTAL FG% 3PT FG% FT% vs Air Force totals. Game: 37.8% REBOUNDS 1

BYU Cougars 15-6, 5-2 vs Air Force 19-3, 6-2. Box score table with columns for Player, FG, 3PT, REBOUNDS, etc.

TOTAL FG% 3PT FG% FT% vs Air Force totals. Game: 43.4% REBOUNDS 1

Officials: Chris Rastatter, Tim Gabutero, Michael Irving

Score by Periods 1st 2nd Total

Points in the paint-AF 20, BY 32. Points off turnovers-AF 9, BY 11.

GAME #22

Brigham Young University 76 Utah 66

January 31, 2007

Huntsman Center • Salt Lake City, Utah (11,466)

BYU 16-6, 6-2 vs Utah Utes 7-14, 2-6. Box score table with columns for Player, FG, 3PT, REBOUNDS, etc.

TOTAL FG% 3PT FG% FT% vs Utah Utes totals. Game: 52.0% REBOUNDS 3

Utah Utes 7-14, 2-6 vs BYU Cougars 16-6, 6-2. Box score table with columns for Player, FG, 3PT, REBOUNDS, etc.

TOTAL FG% 3PT FG% FT% vs BYU Cougars totals. Game: 51.9% REBOUNDS 1

Officials: David Hall, Scott Thornley, Mike Reed

Score by Periods 1st 2nd Total

Points in the paint-BY 30, UT 36. Points off turnovers-BY 13, UT 7.



GAME #23

Brigham Young University 90
No. 25 UNLV 63

February 3, 2007
Marriott Center • Provo, Utah (15,899)

UNLV Rebels 19-5, 6-3		tot-fg		3-pt		rebounds		ft		a		to		blk		s		min	
#	Player	f	g	fga	fg	fga	ft	fta	of	de	tot	pf	tp	a	to	blk	s	min	
03	UMEH, Michael	f	2	3	2	3	0	0	0	0	0	0	0	0	0	0	0	1	14
52	ESSENGUE, Gaston	c	1	6	0	0	4	2	4	6	2	2	0	0	1	0	0	17	
11	ADAMS, Wink	g	4	10	2	4	4	2	2	4	14	0	1	0	1	0	1	29	
02	KRUGER, Kevin	g	1	9	0	5	0	2	2	4	2	6	3	0	0	0	22		
05	WHITE, Wendell	g	5	10	0	0	1	2	5	5	0	11	0	1	0	0	25		
15	BAILEY, Cory	g	0	0	0	0	0	0	1	1	1	0	0	0	0	0	11		
20	LAWRENCE, Marcus	g	0	1	0	0	0	0	1	0	0	0	0	0	0	0	18		
24	ROUGEJAY, Rene	g	1	1	0	0	0	0	2	2	2	0	0	0	0	0	1	4	
30	ANTHONY, Joel	g	3	6	0	0	6	7	2	3	5	2	12	0	0	0	2	22	
31	TERRY, Curtis	g	3	10	1	5	2	4	0	0	1	9	1	4	0	1	26		
34	SHAW, Matt	g	0	0	0	0	0	0	0	0	0	0	0	0	0	0	2		
45	DARGER, Joe	g	1	2	1	2	2	1	0	1	3	5	1	0	0	0	10		
TEAM		1																	
Totals		21 58 6 19 15 21 11 30 13 63 11 9 3 6 200																	

TOTAL FG%	1st Half: 12-33 36.4%	2nd Half: 9-25 36.0%	Game: 36.2%	DEADBALL
3Pt FG%	1st Half: 4-11 36.4%	2nd Half: 2-8 25.0%	Game: 31.6%	REBOUNDS
F Throw %	1st Half: 8-7 85.7%	2nd Half: 9-14 64.3%	Game: 71.4%	5

BYU Cougars 17-6, 7-2		tot-fg		3-pt		rebounds		ft		a		to		blk		s		min	
#	Player	f	g	fga	fg	fga	ft	fta	of	de	tot	pf	tp	a	to	blk	s	min	
03	YOUNG, Keena	f	4	9	0	0	1	2	0	3	3	1	9	1	0	0	0	21	
44	PLAISTED, Trent	f	5	8	0	0	1	6	3	6	9	3	11	2	3	0	0	34	
13	AINGE, Austin	g	6	7	3	4	2	2	0	4	4	0	17	4	1	0	0	28	
23	BALDERSON, Jimmy	g	2	6	1	3	0	0	0	1	1	0	5	3	1	0	0	16	
30	CUMMARD, Lee	g	3	3	1	1	0	2	4	6	3	7	4	2	1	5	3	33	
02	ROSE, Mike	g	6	12	8	10	3	3	0	0	0	27	1	0	0	0	0	21	
10	IVANOVIC, Vuk	g	2	2	0	0	0	0	1	1	2	2	2	0	0	0	0	3	
15	MALAMAN, Fernando	g	0	0	0	0	0	0	0	0	0	0	0	0	0	0	0	2	
20	BURGESS, Sam	g	1	2	1	1	0	0	1	2	3	0	2	0	0	0	0	10	
24	MURDOCK, Ben	g	1	3	0	0	0	2	1	2	3	2	2	4	1	0	1	12	
45	TAVERNARI, Jonathan	g	3	7	1	3	0	1	2	2	4	1	7	2	1	3	19		
50	MACGREGOR, Gavin	g	0	0	0	0	0	0	0	0	0	0	0	0	0	0	0	1	
TEAM		1																	
Totals		34 59 15 22 7 16 11 27 38 15 90 23 9 4 9 200																	

TOTAL FG%	1st Half: 20-24 83.3%	2nd Half: 18-25 72.0%	Game: 57.6%	DEADBALL
3Pt FG%	1st Half: 9-15 60.0%	2nd Half: 6-12 50.0%	Game: 55.6%	REBOUNDS
F Throw %	1st Half: 0-0 0.0%	2nd Half: 7-12 58.3%	Game: 42.9%	4

Officials: Dick Cartmell, Jim Danner, Greg Burks
Technical fouls: No. 25 UNLV Rebels-None. BYU Cougars-None.

Score by Periods	1st	2nd	Total
No. 25 UNLV Rebels	34	29	63
BYU Cougars	49	41	90

Points in the paint-LV 24, BY 25. Points off turnovers-LV 5, BY 8.
2nd chance points-LV 14, BY 16. Fast break points-LV 6, BY 9.
Bench points-LV 28, BY 41. Score tied-0 times. Lead changes-0 times.

GAME #24

Brigham Young University 77
Wyoming 73

February 6, 2007
Arena-Auditorium • Laramie, Wyoming (5,980)

BYU Cougars 18-6, 8-2		tot-fg		3-pt		rebounds		ft		a		to		blk		s		min	
#	Player	f	g	fga	fg	fga	ft	fta	of	de	tot	pf	tp	a	to	blk	s	min	
03	YOUNG, Keena	f	10	14	0	0	9	15	4	2	6	3	29	0	0	0	0	32	
44	PLAISTED, Trent	c	5	9	0	0	3	10	4	3	7	5	13	1	2	0	0	34	
13	AINGE, Austin	g	0	3	0	2	1	0	1	1	3	1	3	2	0	0	0	27	
23	BALDERSON, Jimmy	g	1	3	0	1	0	0	2	2	2	1	2	0	0	0	0	12	
30	CUMMARD, Lee	g	3	1	2	3	4	1	5	6	3	10	2	3	2	3	31		
02	ROSE, Mike	g	4	6	4	6	0	0	1	1	12	1	0	0	0	0	0	24	
10	IVANOVIC, Vuk	g	0	1	0	0	0	0	0	0	0	0	0	0	0	0	0	3	
15	MALAMAN, Fernando	g	0	0	0	0	0	0	0	0	0	0	0	0	0	0	0	1	
20	BURGESS, Sam	g	0	3	0	1	0	1	0	1	2	0	1	0	0	0	0	13	
24	MURDOCK, Ben	g	2	2	0	0	0	0	1	1	2	4	4	2	0	0	0	13	
45	TAVERNARI, Jonathan	g	0	1	0	0	6	6	0	0	1	6	0	0	0	0	0	10	
TEAM		1																	
Totals		25 46 5 12 22 39 11 20 31 20 77 13 10 3 2 200																	

TOTAL FG%	1st Half: 14-29 48.3%	2nd Half: 11-18 61.1%	Game: 54.9%	DEADBALL
3Pt FG%	1st Half: 2-4 50.0%	2nd Half: 4-12 33.3%	Game: 23.8%	REBOUNDS
F Throw %	1st Half: 1-7 14.3%	2nd Half: 2-12 16.7%	Game: 56.4%	9

Wyoming 13-11, 4-6		tot-fg		3-pt		rebounds		ft		a		to		blk		s		min	
#	Player	f	g	fga	fg	fga	ft	fta	of	de	tot	pf	tp	a	to	blk	s	min	
02	SPENCER, James	f	10	16	3	7	0	0	1	4	5	4	23	0	1	0	0	35	
03	OKOYE, Ike	f	3	5	0	0	0	0	6	5	11	3	6	0	1	2	1	24	
45	SONGONDO, B	f	1	3	0	0	1	1	0	1	3	1	0	1	0	0	0	18	
01	JONES, Brad	g	5	14	0	5	11	12	1	2	15	21	5	3	1	0	0	38	
23	EVING, Brandon	g	2	12	0	6	4	6	1	1	2	3	8	4	3	1	0	38	
05	NELSON, Ryan	g	1	1	0	0	0	0	1	1	2	2	0	0	0	0	0	16	
31	PLATT, Eric	g	2	4	2	3	0	0	3	3	2	6	1	0	0	0	0	13	
32	DELMONTE, Travis	g	2	3	0	0	0	0	2	2	3	4	0	1	1	0	0	18	
TEAM		2																	
Totals		26 58 5 21 16 19 12 18 30 26 73 11 9 4 4 200																	

TOTAL FG%	1st Half: 14-29 48.3%	2nd Half: 12-29 41.4%	Game: 44.8%	DEADBALL
3Pt FG%	1st Half: 1-4 25.0%	2nd Half: 4-12 33.3%	Game: 23.8%	REBOUNDS
F Throw %	1st Half: 5-8 62.5%	2nd Half: 2-12 16.7%	Game: 94.2%	3

Officials: Tom O'Neill, Bill Gracey, Larry Spaulding
Technical fouls: BYU Cougars-None. Wyoming Cowboys-JONES, Brad.

Score by Periods	1st	2nd	Total
BYU Cougars	31	46	77
Wyoming Cowboys	34	39	73

Points in the paint-BY 28, WY 32. Points off turnovers-BY 10, WY 10.
2nd chance points-BY 13, WY 9. Fast break points-BY 4, WY 0.
Bench points-BY 22, WY 12. Score tied-8 times. Lead changes-7 times.

GAME #25

Brigham Young University 85
TCU 72

February 10, 2006
Daniel-Meyer Coliseum • Fort Worth, Texas (4,824)

BYU Cougars 19-6, 9-2		tot-fg		3-pt		rebounds		ft		a		to		blk		s		min	
#	Player	f	g	fga	fg	fga	ft	fta	of	de	tot	pf	tp	a	to	blk	s	min	
03	YOUNG, Keena	f	8	13	0	0	9	11	2	4	6	1	25	0	4	0	0	28	
44	PLAISTED, Trent	f	5	7	0	0	1	1	1	3	4	4	11	0	1	0	0	17	
13	AINGE, Austin	g	3	4	1	1	1	0	1	1	1	1	8	4	2	0	2	31	
23	BALDERSON, Jimmy	g	0	2	0	1	0	0	0	0	0	1	0	3	2	0	0	15	
30	CUMMARD, Lee	g	7	9	1	2	1	2	5	7	3	16	4	2	3	2	3	27	
02	ROSE, Mike	g	2	7	2	6	0	0	1	1	1	6	3	1	0	0	0	21	
10	IVANOVIC, Vuk	g	1	2	0	0	1	1	3	4	1	2	0	1	1	1	11		
20	BURGESS, Sam	g	2	2	0	0	1	2	0	1	1	2	5	1	0	0	0	10	
24	MURDOCK, Ben	g	2	3	1	1	0	1	0	1	1	5	1	1	0	0	0	9	
45	TAVERNARI, Jonathan	g	2	3	0	0	3	4	0	3	3	7	0	1	0	1	15		
50	MACGREGOR, Gavin	g	0	0	0	0	0	0	1	1	1	3	0	0	0	0	0	6	
TEAM		1																	
Totals		32 52 5 11 16 23 7 23 30 20 85 16 15 4																	



GAME #29

Brigham Young University 62
No. 20 Air Force 58

February 27, 2007
Clune Arena • USAFA, Colo. (16,146)

Table with columns: # Player, fg, 3-pt, rebounds, etc. for BYU 22-7, 12-3 and Air Force 23-7, 10-6.

TOTAL FG% 3Pt. FG% F Throw % summary table.

Table with columns: # Player, fg, 3-pt, rebounds, etc. for Air Force 23-7, 10-6.

TOTAL FG% 3Pt. FG% F Throw % summary table.

Officials: Randy McCall, Bob Staffen, Ruben Ramos
Technical fouls: BYU-None. No. 20 Air Force Falcons-None.

Score by Periods table.

Points in the paint-BY 24, AFA 22. Points off turnovers-BY 14, AFA 10.
2nd chance points-BY 12, AFA 3. Fast break points-BY 7, AFA 0.

GAME #30

Brigham Young University 85
Utah 62

March 3, 2007
Marriott Center • Provo, Utah (22,812)

Table with columns: # Player, fg, 3-pt, rebounds, etc. for Utah Utes 11-18, 6-10 and BYU Cougars 23-7, 13-3.

TOTAL FG% 3Pt. FG% F Throw % summary table.

Table with columns: # Player, fg, 3-pt, rebounds, etc. for BYU Cougars 23-7, 13-3.

TOTAL FG% 3Pt. FG% F Throw % summary table.

Officials: Scott Thornley, Bill Gracey, Darron George
Technical fouls: Utah Utes-None. BYU Cougars-None.

Score by Periods table.

Points in the paint-UT 20, BY 40. Points off turnovers-UT 9, BY 10.
2nd chance points-UT 6, BY 10. Fast break points-UT 4, BY 8.

GAME #31

No. 23 Brigham Young University 77
TCU 64

March 8, 2007 • MWC Championship Quarterfinal
Thomas & Mack Center • Las Vegas, Nev. (9,813)

Table with columns: # Player, fg, 3-pt, rebounds, etc. for TCU 13-17 and BYU Cougars 24-7.

TOTAL FG% 3Pt. FG% F Throw % summary table.

Table with columns: # Player, fg, 3-pt, rebounds, etc. for BYU Cougars 24-7.

TOTAL FG% 3Pt. FG% F Throw % summary table.

Officials: Verne Harris, Mike Giarranton, Michael Irving
Technical fouls: TCU-None. BYU-None.

Score by Periods table.

Points in the paint-TCU 30, BY 42. Points off turnovers-TCU 11, BY 10.
2nd chance points-TCU 7, BY 18. Fast break points-TCU 0, BY 12.

GAME #32

No. 23 Brigham Young University 96
Wyoming 84

March 9, 2007 • MWC Championship Semifinals
Thomas & Mack Center • Las Vegas, Nev. (13,891)

Table with columns: # Player, fg, 3-pt, rebounds, etc. for Wyoming 17-15 and BYU Cougars 25-7.

TOTAL FG% 3Pt. FG% F Throw % summary table.

Table with columns: # Player, fg, 3-pt, rebounds, etc. for BYU Cougars 25-7.

TOTAL FG% 3Pt. FG% F Throw % summary table.

Officials: Verne Harris, Randy McCall, Eric Curry
Technical fouls: Wyoming-None. BYU-None.

Score by Periods table.

Points in the paint-WY 42, BY 30. Points off turnovers-WY 10, BY 18.
2nd chance points-WY 10, BY 14. Fast break points-WY 8, BY 4.

GAME #33

No. 23 Brigham Young University 66
at No. 25 UNLV 76

March 10, 2007 • MWC Championship
Thomas & Mack Center • Las Vegas, Nev. (16,204)

Table with columns: # Player, fg, 3-pt, rebounds, etc. for BYU Cougars 25-8 and UNLV Rebels 28-6.

TOTAL FG% 3Pt. FG% F Throw % summary table.

Table with columns: # Player, fg, 3-pt, rebounds, etc. for UNLV Rebels 28-6.

TOTAL FG% 3Pt. FG% F Throw % summary table.

Officials: David Hall, Verne Harris, Randy McCall
Technical fouls: BYU Cougars-None. No. 25 UNLV Rebels-None.

Score by Periods table.

Points in the paint-XU 30, BY 35. Points off turnovers-XU 16, BY 18.
2nd chance points-XU 18, BY 14. Fast break points-XU 2, BY 5.

GAME #34

No. 24 Brigham Young University 77
Xavier 79

March 15, 2007 • NCAA First Round
Rupp Arena • Lexington, Ky. (20,752)

Table with columns: # Player, fg, 3-pt, rebounds, etc. for Xavier 25-8 and BYU Cougars 25-9.

TOTAL FG% 3Pt. FG% F Throw % summary table.

Table with columns: # Player, fg, 3-pt, rebounds, etc. for BYU Cougars 25-9.

TOTAL FG% 3Pt. FG% F Throw % summary table.

Officials: Curtis Shaw, Michael Eades, Terry Wyrmer
Technical fouls: Xavier-None. BYU-None.

Score by Periods table.

Points in the paint-XU 30, BY 35. Points off turnovers-XU 16, BY 18.
2nd chance points-XU 18, BY 14. Fast break points-XU 2, BY 5.



GUARD
6-2 • 180
GILBERT, ARIZ.
(HIGHLAND H.S.)

AUSTIN AINGE

BYU CAREER CAPSULE: A floor leader with excellent understanding of the game, Austin Ainge finished his BYU career averaging 6.6 points on .436 shooting from the floor while adding 3.5 assists per game. After being injured just prior to the start of his first two seasons, Ainge earned the starting point guard spot in 2004-05, finishing the year third in the MWC in assists and receiving All-MWC honorable mention honors. He was named a co-captain for the 2005-06 season and played a key role off the bench

before starting 26 of 34 games as a senior co-captain and earning All-MWC honorable mention a second time. He also led the league in three-point shooting and was third in assist/turnover ratio in league play. Ainge accepted an assistant coaching position at Southern Utah University at the conclusion of his senior season. He is the son of former BYU All-American, NBA All-Star and Phoenix Suns head coach Danny Ainge, who is currently the executive director of basketball operations for the Boston Celtics.

CAREER HIGHS

POINTS: 25 at Colorado State (2005)
 FG MADE: 8 at Colorado State (2005)
 FG ATT: 14 at Colorado St. (2005), vs. Xavier-NCAA (2007)
 FG %: 1.000 (6-6) vs. SDSU (2006)
 3FG MADE: 5 vs. TCU, at SDSU (2007), at CSU (2005)
 3FG ATT: 9 at USU, CSU (2005)
 3FG %: 1.000 (4-4) vs. SDSU (2006)
 FT MADE: 7 vs. Wyoming (2007), at UNLV (2005)
 FT ATT: 8 vs. Wyoming (2007), vs. Utah State (2005)
 FT %: 1.000 (5-5) at Boise State (2007)
 REB: 9 vs. Seton Hall (2007)
 ASSISTS: 10 at UNLV (MWC Finals) (2007)
 BLOCKS: 1 (4 times) last vs. Utah (2007)
 STEALS: 4 at Weber State, vs. SDSU (2005)
 MINUTES: 42 at UNLV (2005)

AUSTIN AINGE BYU CAREER TOTALS

YEAR	GP	GS	MIN	AVG	FG	FGA	PCT	3FG	FGA	PCT	FT	FTA	PCT	OFF	DEF	TOT	AVG	PF	FO	A	AVG	TO	BLK	STL	PTS	AVG
2003-04	8	0	36	4.5	4	8	.500	1	4	.250	1	2	.500	0	3	3	0.4	6	0	6	0.8	6	1	0	10	1.3
2004-05	30	23	831	27.7	97	226	.429	39	113	.345	52	66	.788	11	77	88	2.9	54	1	124	4.1	97	1	32	285	9.5
2005-06	29	4	431	14.9	38	93	.409	17	47	.362	12	18	.667	3	44	47	1.6	26	0	75	2.6	45	1	21	105	3.6
2006-07	34	26	887	26.1	83	182	.456	56	117	.479	46	62	.742	10	90	100	2.9	53	0	150	4.4	79	1	22	268	7.9
TOTAL	101	53	2185	21.6	222	509	.436	113	277	.408	111	148	.750	24	214	238	2.4	139	1	355	3.5	227	4	75	668	6.6



GUARD
6-0 • 190
MILILANI, HAWAII
(WESTERN NEBRASKA)

RASHAUN BROADUS

BYU CAREER CAPSULE: A good ballhandler and scoring threat, Rashaun Broadus was a significant contributor for BYU before being suspended midway through his senior season. He started 11 games in 2006-07 while averaging 6.1 points, 1.9 rebounds and 2.2 assists in 15 outings after receiving honorable-mention All-MWC honors as a junior. A transfer from Western

Nebraska Community College where he led his team with 14.6 points per game while making a team-best 57 three-point shots, Broadus finished fourth in the MWC in assists in 2005-06, his first in a Cougar uniform, and was second in assist/turnover ratio.

CAREER HIGHS

POINTS: 21 at USU (2006)
 FG MADE: 8 vs. Utah (2006)
 FG ATT: 13 vs. LMU, Utah (2006)
 FG %: .667 (4-6) vs. SUU (2006)
 3FG MADE: 3 (seven times) last vs. SDSU (2007)
 3FG ATT: 7 vs. ISU (2007), at UNM (2006)
 3FG %: 1.000 (3-3) vs. SUU (2006)
 FT MADE: 6 vs. UNM (2006)
 FT ATT: 8 at TCU (2006)
 FT %: 1.000 (4-4) vs. SDSU (2007), (6-6) vs. UNM (2006)
 REB: 8 at USC (2006)
 ASSISTS: 9 vs. Lamar, EWU (2006)
 BLOCKS: 1 vs. BSU (2006)
 STEALS: 5 vs. TCU (2006)
 MINUTES: 36 at Utah (2006)

RASHAUN BROADUS BYU CAREER TOTALS

YEAR	GP	GS	MIN	AVG	FG	FGA	PCT	3FG	FGA	PCT	FT	FTA	PCT	OFF	DEF	TOT	AVG	PF	FO	A	AVG	TO	BLK	STL	PTS	AVG
2005-06	28	26	772	27.6	88	224	.393	34	97	.351	43	67	.642	7	72	79	2.8	52	0	104	3.7	75	1	36	253	9.0
2006-07	15	11	338	22.5	32	93	.344	14	46	.304	14	24	.583	8	21	29	1.9	30	0	33	2.2	30	0	9	92	6.1
TOTAL	43	37	1110	25.8	120	317	.379	48	143	.336	57	91	.626	15	93	108	2.5	82	0	137	3.2	105	1	45	345	8.0



JIMMY BALDERSON



GUARD
6-6 • 205
MAGRATH, ALBERTA
(MAGRATH H.S.)

CAREER HIGHS

POINTS: 24 at Colorado State (2006)
FG MADE: 8 vs. Fort Lewis (2002), at Colorado St. (2006)
FG ATT: 15 at UNLV (2005)
FG %: 1.000 (4-4) at TCU (2006)
3FG MADE: 5 at CSU (2007), at UNLV, at USC (2005)
3FG ATT: 9 at UNLV (2005)
3FG %: 1.000 (2-2) vs. SDSU, at TCU, vs. CSU (2006)
FT MADE: 7 vs. ISU (2007), at CSU, vs. UNM (2006)
FT ATT: 10 vs. ISU (2007)
FT %: 1.000 (7-7) vs. UNM (2006)
REB: 8 at Lamar (2007), vs. UNM (2006)
ASSISTS: 5 vs. Portland (2007)
BLOCKS: 2 vs. UNM at MWC (2005)
STEALS: 5 vs. Portland (2007)
MINUTES: 37 at Weber St. (2007), UNLV (2005)

BYU CAREER CAPSULE: A 6-foot-6 guard, Jimmy Balderson finished his BYU career as one of only 19 Cougars to have played in at least 115 games for BYU. His team's qualified for post-season play in three of his four seasons. He started 57 games while achieving career highs of 24 points, eight rebounds, five assists and five steals while averaging 7.4 points and 2.6 rebounds per game. He ranked fourth on the team in scoring and rebounding as a senior captain while helping the Cougars earn an NCAA Tournament invitation and their first outright league title since 1988 and first national ranking since 1993. He led all perimeter players in shooting on BYU's 2006 NIT team and paced the Cougars in

three-point percentage in 2005, making 16 starts after coming out of a planned redshirt year. Balderson played in 27 of 30 games as a freshman reserve on BYU's 18-12 team that advanced to the second round of the 2002 NIT, logging 8.5 minutes per game while shooting .487 from the floor to lead all BYU perimeter players. A talented scorer, he has excellent range from the three-point arc, can create his own shot and has good size. He led the Canadian National Development Team in scoring at the World University Games in Izmir, Turkey, in August of 2005. During the eight-game tournament, Balderson averaged 14.9 points and 4.1 rebounds while shooting 50 percent from the floor and 40 percent from three-point range.

JIMMY BALDERSON BYU CAREER TOTALS

YEAR	GP	GS	MIN	AVG	FG	FGA	PCT	3FG	FGA	PCT	FT	FTA	PCT	OFF	DEF	TOT	AVG	PF	FO	A	AVG	TO	BLK	STL	PTS	AVG
2001-02	27	0	229	8.5	37	76	.487	11	36	.306	23	35	.657	11	30	41	1.5	21	1	12	0.4	15	1	9	108	4.0
2004-05	25	16	458	18.3	54	136	.397	34	81	.420	26	42	.619	10	47	57	2.3	42	3	19	0.8	37	2	10	168	6.7
2005-06	29	10	634	21.9	97	206	.471	32	86	.372	71	89	.798	35	61	96	3.3	71	3	43	1.5	34	4	27	297	10.2
2006-07	34	31	824	24.2	98	233	.421	32	91	.352	49	78	.628	28	75	103	3.0	72	3	57	1.7	57	2	39	277	8.1
TOTAL	115	57	2145	18.7	286	651	.439	109	294	.371	169	244	.693	84	213	297	2.6	206	10	131	1.1	143	9	85	850	7.4

CAREER HIGHS

POINTS: 17 vs. BSU (2006)
FG MADE: 7 vs. BSU (2006)
FG ATT: 11 at UNLV (2006)
FG %: .800 (4-5) vs. SUU, at CSU (2006)
3FG MADE: 2 vs. BSU, at WSU, vs. LMU (2006)
3FG ATT: 3 (6 times) last at Lamar (2007)
3FG %: .667 (2-3) (3 times) last vs. Boise St. (2006)
FT MADE: 5 vs. Portland (2007)
FT ATT: 6 vs. Portland (2007)
FT %: 1.000 (4-4) at USC (2006)
REB: 10 at Lamar (2007)
ASSISTS: 4 vs. LMU (2006)
BLOCKS: 6 vs. Weber State (2006)
STEALS: 4 vs. CSU (2006)
MINUTES: 33 vs. BSU (2006)

FERNANDO MALAMAN



FORWARD
6-9 • 220
LIMEIRA, BRAZIL
(ARIZONA WESTERN)

BYU CAREER CAPSULE: A power forward with shooting range on the perimeter, Fernando Malaman made 15 starts in 54 games for BYU, averaging 4.9 points and 2.8 rebounds in his two seasons as a Cougar. He played in 25 games and averaged 9.1 minutes, 2.3 points and 1.9 rebounds per game as a senior in 2006-07 on BYU's Mountain West Conference Championship team.

As a junior, he made 15 starts in 2005-06, posting 7.0 points on a team-best .525 shooting from the floor while adding 3.7 rebounds in 21.6 minutes per game. Malaman transferred from Arizona Western College, following in the footsteps of fellow Brazilian big man Rafael Araujo, who played for the Cougars from 2002-04

FERNANDO MALAMAN BYU CAREER TOTALS

YEAR	GP	GS	MIN	AVG	FG	FGA	PCT	3FG	FGA	PCT	FT	FTA	PCT	OFF	DEF	TOT	AVG	PF	FO	A	AVG	TO	BLK	STL	PTS	AVG
2005-06	29	15	626	21.6	85	162	.525	18	42	.429	16	23	.696	27	79	106	3.7	74	1	24	0.8	35	29	24	204	7.0
2006-07	25	0	228	9.1	21	56	.375	3	15	.200	13	17	.765	15	32	47	1.9	33	1	10	0.4	15	13	7	58	2.3
TOTAL	54	15	854	15.8	106	218	.486	21	57	.368	29	40	.725	42	111	153	2.8	107	2	34	0.7	50	42	31	262	4.9



GUARD

6-3 • 185

HOUSTON, TEXAS

(SPRING WOODS H.S.)

MIKE ROSE

BYU CAREER CAPSULE: An excellent shooter out of Spring Woods High School in Houston, Texas, Mike Rose finished his BYU career ranked second on BYU's all-time list for most three-pointers with 163, including 61 as a senior. He averaged 5.6 points per game on .421 shooting from the floor, including a career .428 mark from three-point range, and owns the Cougar record for most three-pointers in a game with eight. As a senior, he ranked third in the Mountain West

Conference in three-point shooting and was a significant scoring threat off the bench, coming in to hit at least three three-pointers in nine games. He also led the Mountain West Conference in three-point percentage his freshman year (2003-04) and was fourth in the MWC with 56 threes as a sophomore. With range well beyond the three-point arc, he utilizes a 37-inch vertical to shoot over taller defenders with a quick release and can dunk off either foot.

CAREER HIGHS

POINTS: 27 vs. UNLV (2007)
 FG MADE: 9 vs. SUU (2004)
 FG ATT: 16 vs. SUU (2004)
 FG %: 1.000 (4-4) vs. USC (2004)
 3FG MADE: 8 vs. SUU (2004), vs. UNLV (2007)
 3FG ATT: 13 vs. SUU (2004)
 3FG %: 1.000 (4-4) vs. EWU (2006)
 FT MADE: 8 vs. Santa Clara (2005)
 FT ATT: 11 vs. Santa Clara (2005)
 FT %: 1.000 (4-4) at Wyoming (2005)
 REB: 6 vs. SDSU (2005)
 ASSISTS: 6 vs. SUU (2004)
 BLOCKS: 1 (4 times) last vs. Liberty (2007)
 STEALS: 3 vs. Washington St. (2005)
 MINUTES: 36 vs. SDSU, at CSU (2005)

MIKE ROSE BYU CAREER TOTALS

YEAR	GP	GS	MIN	AVG	FG	FGA	PCT	3FG	FGA	PCT	FT	FTA	PCT	OFF	DEF	TOT	AVG	PF	FO	A	AVG	TO	BLK	STL	PTS	AVG
2003-04	26	0	206	7.9	34	81	.420	28	61	.459	6	12	.500	4	15	19	0.7	12	0	9	0.3	13	1	4	102	3.9
2004-05	30	7	580	19.3	77	181	.425	56	138	.406	21	32	.656	8	44	52	1.7	39	0	31	1.0	34	1	13	231	7.7
2005-06	22	0	198	9.0	21	67	.313	18	51	.353	9	9	1.000	3	12	15	0.7	14	0	14	0.6	7	1	4	69	3.1
2006-07	32	0	531	16.6	73	158	.462	61	131	.466	11	15	.733	6	40	46	1.4	43	0	18	0.6	20	1	7	218	6.8
TOTAL	110	7	1515	13.8	205	487	.421	163	381	.428	47	68	.691	21	111	132	1.2	108	0	72	0.7	74	4	28	620	5.6



FORWARD

6-6 • 215

BEAUMONT, TEXAS

(SOUTH PLAINS COLLEGE)

KEENA YOUNG

BYU CAREER CAPSULE: An honorable-mention All-American in 2007, Young is a 6-foot-6 swingman who was named the Mountain West Conference Player of the Year after leading the Cougars in both scoring and rebounding as a senior. His 17.4 points and 6.6 rebounds per game as BYU's go-to guy helped the Cougars receive an NCAA Tournament invitation and earn their first outright league title since 1988 and first national ranking since 1993. He was second on the team in shoot-


ing and rebounding on BYU's 2006 NIT team while ranking third in scoring and leading the Cougars in rebounds in 2005 after transferring from South Plains College in Levelland, Texas. Young started 63 games in his three-year Cougar stint and finished ranked 33rd all-time in career scoring at BYU with 1,068 points. His 590 points during his senior campaign ranks 15th all-time. A strong defender with excellent post moves, he has a good mid-range game and is an effective slasher.

CAREER HIGHS

POINTS: 34 at UNLV (MWC Finals) (2007)
 FG MADE: 13 at UNLV (MWC Finals) (2007)
 FG ATT: 23 vs. Xavier (NCAA) (2007)
 FG %: .750 (6-8) 3 times, last vs. UCLA (2007)
 3FG MADE: --
 3FG ATT: 2 vs. North Carolina (2005)
 3FG %: --
 FT MADE: 11 vs. Wyoming (2007)
 FT ATT: 15 at Wyoming (2007)
 FT %: 1.000 (8-8) at Utah (2006)
 REB: 16 vs. Oral Roberts (2007)
 ASSISTS: 4 at Weber State (2005), vs. UNLV (2006), vs. Utah, vs. Xavier (NCAA) (2007)
 BLOCKS: 2 (6 times) last vs. SDSU (2006)
 STEALS: 3 vs. Utah (MWC) (2006)
 MINUTES: 39 at UNLV (2005), vs. Xavier (NCAA) (2007)

KEENA YOUNG BYU CAREER TOTALS

YEAR	GP	GS	MIN	AVG	FG	FGA	PCT	3FG	FGA	PCT	FT	FTA	PCT	OFF	DEF	TOT	AVG	PF	FO	A	AVG	TO	BLK	STL	PTS	AVG
2004-05	25	15	555	22.2	74	149	.497	0	3	.000	31	51	.608	56	84	140	5.6	41	0	17	0.7	23	17	15	179	7.2
2005-06	29	14	679	23.4	113	216	.523	0	1	.000	73	94	.777	66	101	167	5.8	62	0	32	1.1	43	11	18	299	10.3
2006-07	34	34	984	28.9	236	435	.543	0	0	.000	118	147	.803	79	144	223	6.6	81	1	50	1.4	75	5	15	590	17.4
TOTAL	88	63	2218	25.2	423	800	.529	0	4	.000	222	292	.760	201	329	530	6.0	184	1	99	1.1	141	33	48	1068	12.1





MEDIA CREDENTIALS

Credential access to BYU events are for working members of the media only. Working media wishing to cover BYU must submit a request for credentials to Brett Pyne of the BYU Athletic Communications office. Season credentials will be provided at BYU's discretion to media members who regularly cover BYU. Single-game credential requests should be made preferably three days prior to the game. Any requests received later than noon the day before the game will not be accepted. Daily newspapers, wire services, live television and radio broadcasts and television stations reporting for nightly news will be given priority. Fan-based Internet sites that allow chat rooms or message boards with anonymous postings will not be credentialed. To be considered for credentials, Internet sites must have a proven history of professional journalistic conduct and meet all criteria and standards required of other media members. Media credentials are property of BYU and can be denied or revoked at any time at the discretion of BYU. Credentials must be surrendered upon request.



WWW.BYUCOUGARS.COM

- OFFICIAL SOURCE FOR BYU BASKETBALL
- UP-TO-THE-MINUTE INFORMATION
- UPDATED STATISTICS, BOX SCORES
- GAME NOTES, BIOS
- NEWS RELEASES
- FEATURE STORIES
- VIDEO HIGHLIGHTS, INTERVIEWS
- BROADCAST INFORMATION, WEBCASTS



MEDIA SERVICES

Game notes with updated statistics are available on BYUCougars.com and will be distributed via email. Contact Brett Pyne to be added to the media email list. BYU and opponent game notes and media guides, the Mountain West Conference release, a roster sheet and the official game program are provided to the media on site at each game. Official game statistics are distributed at halftime and at the conclusion of the game, along with postgame notes and quotes. Stats monitors are provided for live radio and television broadcasters. Live broadcasters will also receive a statistics printout during timeouts throughout the game. Visiting radio broadcast lines (ISDN and analog) are provided. During games, wireless Internet is available on the pressrow and in the pressroom (adjacent to the court out the southwest portal). Several analog lines are also available in the pressroom. Toll-free long distance or credit-card calls can be made from these telephones.

ATTENDING PRACTICES/MEDIA AVAILABILITY

BYU players and coaches will be availability for interviews during scheduled media days each week. Brett Pyne will send a notice each week regarding the media availability that week. Typically, the team will be available for interviews after practice on Mondays and Thursdays as well as after games on Wednesdays and Saturdays. Members of the media are welcome to attend practice on the other two non-game days (typically Tuesdays and Fridays), but the team will not be available for interviews. If you plan on attending practice, please notify Brett Pyne. Media and fans attending practice must observe practice from the concourse level. A table and power will be available for working at portal L. If arriving at the end of practice for interviews, go to the pressroom and a member of the media relations staff will assist you. With prior notification, rights-holding media partners preparing for a live broadcast can observe practice courtside. B-roll or still photos can be shot with approval during the final 10 minutes of practice. Practices typically end at 5 p.m., but please refer to the weekly availability notices as this is subject to change.

PHOTOGRAPHY

Photography credentials will be issued only to photographers and television camera operators on assignment by a credentialed newsgathering organization. Floor-space limitations in the Marriott Center are considered when issuing credentials. Freelance photographers not on assignment and amateur photographers will not be credentialed. Credential requests must be made by the appropriate editor/director from the news organization seeking access for a specific newsgathering assignment. Any video, photos or images obtained at BYU are to be used for that organization's news coverage only. The use of video, photos or images shot at BYU for commercial purposes of any kind is strictly prohibited without prior written consent from BYU Athletics and BYU Licensing. Photographers are provided Ethernet access in the back area of the working pressroom. If attending practices,

B-roll or still photos can be shot with approval during the final 10 minutes of practice.

MEDIA INTERVIEWS

All interviews must be scheduled through the BYU Athletic Communications office. Contact Brett Pyne at 801-422-4912. Interviews must be scheduled at least 24 hours in advance. Special requests regarding legitimate breaking news will be accommodated where possible. While school is in session, player interviews will not be conducted until after practice. On the day of a game, no interviews will be conducted with players or coaches until after the game. Live television and radio broadcasting entities are encouraged to record any interviews needed for their broadcasts the day before the game.

FEATURE INTERVIEWS

Special interview requests or extended feature interviews must be arranged in advance through the Athletic Communications office. Requests should be made well in advance of deadlines so appropriate arrangements can be made to meet the schedule demands of everyone involved.

POSTGAME INTERVIEWS

After home games in the Marriott Center, Coach Rose and BYU players will speak to the media in the interview room located across from the pressroom. Interviews with the visiting team are conducted at each team's discretion but typically take place outside the visiting team's locker room located directly across the hall from the pressroom. A typed quote sheet with postgame remarks from both head coaches will be provided to the media along with any postgame notes. After road games, Coach Rose and BYU players will participate in postgame interviews outside the BYU locker room unless arranged otherwise by the host team/tournament.

WEEKLY MWC TELECONFERENCE

Coach Rose will participate in a weekly Mountain West Conference Coaches Teleconference each Monday morning at 10 a.m. MST during the conference season. Out-of-town media are encouraged to participate in the weekly teleconferences to obtain comments from Coach Rose about each week's happenings. When needed, telephone interviews must be arranged through the Athletic Communications office.

LOCATION AND PARKING

The Marriott Center is located on the BYU campus at the corner of 450 East and University Parkway (1650 North) in Provo. See directions on page 206. Permit-only parking is available to the media in Lot #1, immediately north of the Marriott Center. Parking passes must be requested with credentials in advance. Additional free parking without permit is available across the street, northwest of the Marriott Center. To reach the pressroom, use the north entrance (ticket office) of the Marriott Center. Take the elevator down to the first level and follow the hallway to the right. The pressroom is located at the second portal on the southwest corner.



TELEVISION BROADCASTS

On Aug. 26, 2004, College Sports Television (CSTV) and the Mountain West Conference announced a partnership. The agreement was the first NCAA Division I-A football and men's basketball conference wide deal for CSTV, which is the 24-hour college sports network owned by CBS Corporation.

In the fall of 2006, CSTV Networks and the Mountain West Conference kicked off an unprecedented 14-year relationship to offer the most in-depth coverage ever centered around one Division I-A conference. The centerpiece of this historic relationship was the launch of The Mtn. ("The Mountain")—MountainWest Sports Network, the first-ever sports network serving a collegiate athletic conference 24 hours a day, 7 days a week. On July 19, 2006, Comcast was named an equity partner in The Mtn. The Mtn. provides access to MWC sports and brings fans coverage of the teams, rivalries and action of the MWC. The Mtn. not only broadcasts live games but also airs a variety of studio shows, including pre and postgame shows, which break down MWC games, look ahead to the big games on the horizon and feature extensive game highlights.

The 2007-08 men's basketball television coverage includes a minimum of 100 games on national and regional television, including 27 to be broadcast nationally with 19 on CSTV and eight on VERSUS. Sixty-three of the 72 conference matchups and seven of eight MWC Championship contests are included in the television package. Additional nonconference contests will also be televised on other regional and national cable entities.

As CSTV's national presence grows along with its top-10 sports Web site, www.cstv.com, the Mountain West Conference, its teams and student-athletes will

continue to gain even more national exposure across a variety of platforms. Together, CSTV and The Mtn. will showcase the passion and pageantry of the Mountain West Conference. See the inside front cover for BYU's 2007-08 television broadcast schedule.


RADIO BROADCASTS

The longtime radio home of BYU Cougar basketball is 50,000-watt KSL Newsradio 1160 AM in Salt Lake City, which is also broadcast on 102.7 FM in Utah and streamed worldwide via the Internet at KSL.com. KSL's Greg Wrubell returns for his 12th season as the play-by-play voice of BYU basketball.

A 1990 BYU graduate, Wrubell also became the voice of BYU football in 2001 and has been a member of KSL's Cougar football broadcast team for the past 16 seasons. Joining Wrubell as game analyst in his 11th season is Mark Durrant, a four-year BYU basketball letterman who graduated in 1995 as a three-time Academic All-WAC forward. Durrant still holds the Cougar record for consecutive games played, appearing in all 128 contests during his collegiate career. Former BYU player and assistant coach Andy Toolson begins his first season as a game analyst for select Cougar contests in 2007-08. After graduating from BYU in 1990, the four-year letterman played 11 years professionally in Europe and the NBA before returning to his alma mater as an assistant coach for four seasons under Steve Cleveland. An Academic All-American, his 1,388 career points ranks 12th all-time at BYU.

KSL Newsradio (102.7 FM and 1160 AM) broadcasts each Cougar home and away game beginning with a pregame show one hour before tipoff. KSL's postgame show features game analysis and interviews with a BYU player and coach.

KSL NEWSRADIO 102.7 FM 1160 AM



VOICE OF COUGAR BASKETBALL: GREG WRUBELL

THE COUGAR DIRECTORY

BASKETBALL COACHING STAFF/SUPPORT

Area code - 801

- Dave Rose 422-3612
Fax 422-5965
Dave Rice 422-6190
John Wardenburg 422-1621
Terry Nashif 422-6189
Tim LaComb-Dir. of Bball Operations . 422-5040


- Brett Pyne-Media Relations 422-4912
Chad Bunn-Video Coordinator 422-6199
Justin McClure-Strength & Condition. . 422-1769
Robert Ramos-Basketball Trainer . . . 422-5142
Steve Bushman-Equipment Manager. . 422-5301
Zeffie Nelson-Basketball Secretary. . . 422-3612

ADMINISTRATION

- Tom Holmoe-Athletics Director 422-7649
Fred Skousen-Advancement VP 422-2640
Brian Santiago-Associate AD 422-9059
Tom Mullen-Associate AD 422-4476
Janie Penfield-Associate AD/SWA 422-7306
Duff Tittle-Associate AD 422-4910
Mike King-Associate AD 422-2098
Jim Kimmel-Compliance Director 422-2047
Dave Broberg-Creative Marketing 422-4907
David Almadova-Athletic Marketing Dir. 422-3720
Gaye Merrill-Head Trainer 422-4670
Larry Duffin-Special Events Director . . 422-6022
Clark Livsey-Ticket Manager. 422-6022

2007-08 BYU BASKETBALL GAMES CAN BE SEEN ON THE FOLLOWING NETWORKS:

POWERED BY



MountainWest Sports Network





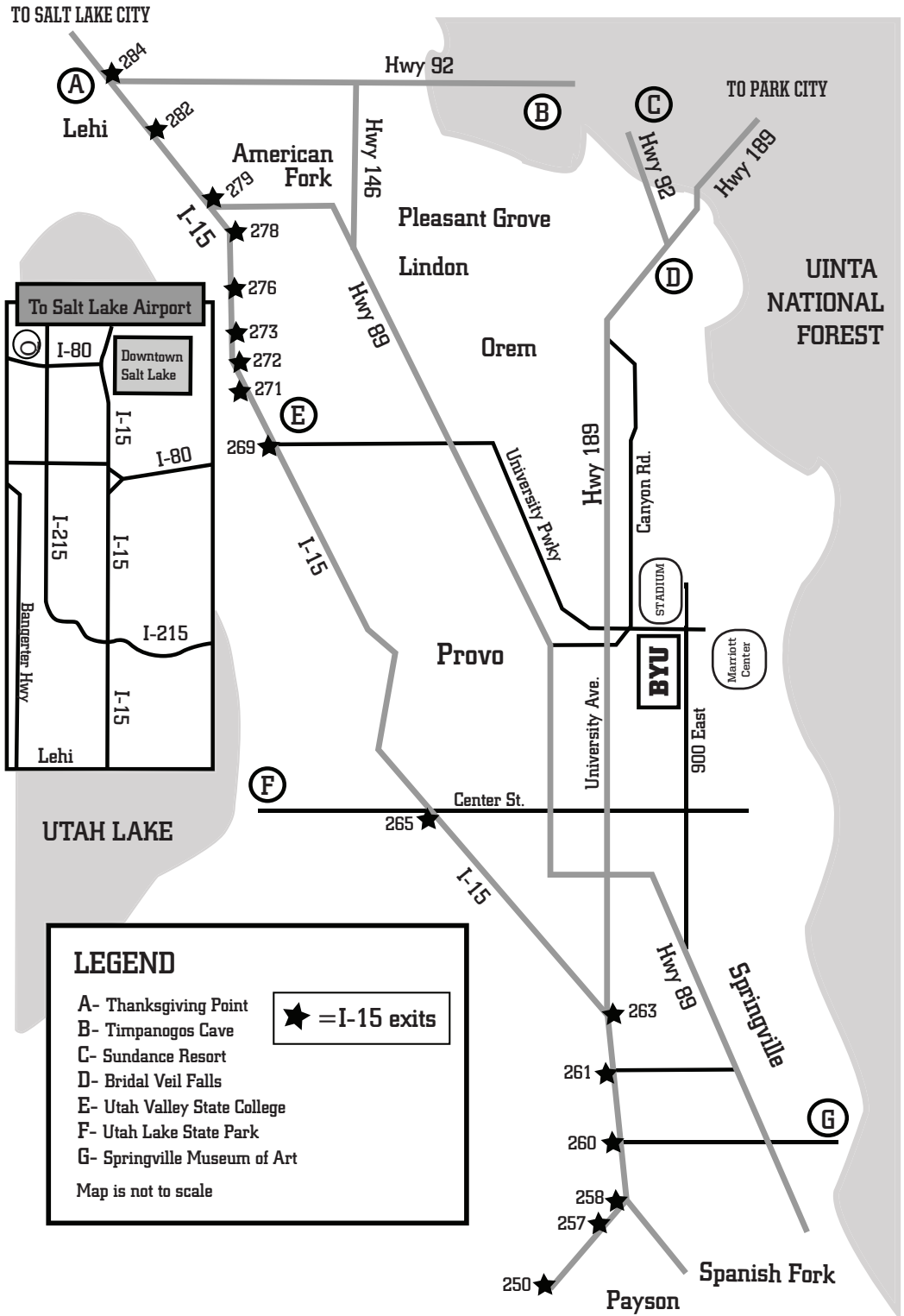
Just 44 miles north of Provo lies the major metropolitan area of Salt Lake City, home of the 2002 Olympic Games.



Just 45 minutes northeast of Provo, on Highway 189, lies the winter resort mecca of Park City – home of the Sundance Film Festival and many events during the 2002 Winter Olympics.



Provo is also a major gateway to six National Parks, seven National Monuments, two National Recreational areas, six National Forests and 44 State Parks.



Directions to the Marriott Center from Salt Lake International Airport: Leave airport and head east on I-80 towards Salt Lake City/Provo. Exit I-80 Southbound on I-215. Follow I-215 around belt route until I-15 exit. Take I-15 Southbound towards Provo. Follow I-15 until Orem University Parkway Exit #269. Exit on University Parkway and head east. Follow University Parkway past University Avenue in Provo until you reach the Marriott Center, just past LaVell Edwards Stadium (football) and Miller Park (baseball/softball complex).



BYU BASKETBALL LOCAL MEDIA CONTACTS

ATHLETIC COMMUNICATIONS

PRINT MEDIA

Daily Herald (a.m.)
Jason Franchuk, Darnell Dickson
P.O. Box 717
Provo, UT 84603
(801) 344-2557
(801) 344-2985 - Fax

Deseret Morning News (a.m.)
Dick Harmon, Scott Taylor
30 East 100 South
Salt Lake City, UT 84111
(801) 437-7611
(801) 437-7624 - Fax

Salt Lake Tribune (a.m.)
Rhiannon Potkey, Gordon Monson
90 S. 400 West, Suite 700
Salt Lake City, UT 84101
(801) 257-8900
(801) 257-8950 - Fax

Standard Examiner (a.m.)
Brady Bingham
P.O. Box 951
Ogden, UT 84402
(801) 625-4267
(801) 625-4499 - Fax

BYU Daily Universe (a.m.)
Sports Editor
152 BRMB
Provo, UT 84602
(801) 422-2957
(801) 422-0177 - Fax

RADIO

KSL Newsradio
102.7FM/1160 AM
Greg Wrubell, Play-by-Play
P.O. Box 1160
Salt Lake City, UT 84110
(801) 575-5535
(801) 575-5536 - Fax

KFNZ Radio 1320 AM
434 Bearcat Drive
Salt Lake City, UT 84115
(801) 464-8593
(801) 485-6611 - Fax

KZNS Radio 1280 AM
Trolley Corners Building
515 South 700 East
Salt Lake City, UT 84115
(801) 524-2600
(801) 933-4713 - Fax

KALL Radio 700 AM
Trolley Corners Building
515 South 700 East
Salt Lake City, UT 84115
(801) 524-2600
(801) 933-4713 - Fax

TELEVISION

KSL-TV (NBC)
Tom Kirkland, Rod Zundel,
Kathy Aiken, Jeremiah Jensen
Broadcast House
5 Triad Center
Salt Lake City, UT 84110
(801) 575-5535
(801) 575-5536 - Fax

KTVX (ABC)
Wesley Ruff, Kent Rupe
Dana Greene
2175 West 1700 South
Salt Lake City, Utah 84104
(801) 975-4428
(801) 973-4176 - Fax

KUTV (CBS)
Dave Fox, David James,
Dan Sheldon
299 S. Main St. Suite 150
Salt Lake City, UT 84111
(801) 973-3327
(801) 973-3349 - Fax

KSTU-TV (FOX)
Rick Aaron, Mike Runge
5020 W. Amelia Earhart Dr.
Salt Lake City, UT 84116
(801) 536-1313
(801) 536-1325 - Fax

KBYU/BYU-TV
2000 Ironton Blvd
Provo, UT 84606
(801) 422-8455
(801) 422-8478 - Fax

WIRE SERVICES

Associated Press
Doug Alden
30 East 100 South, Suite 200
Salt Lake City, UT 84111
(801) 322-3405
(801) 322-0051 - Fax

MEN'S BASKETBALL MEDIA RELATIONS



BRETT PYNE
Men's Basketball
Media Relations Director
801.422.4912 (office)
801.367.1631 (cell)
brett_pyne@byu.edu (email)



JEN CONNERY
Asst. Men's Basketball
Media Relations Director
801.422.8999 (office)
208.660.8875 (cell)
wvolleyball_sid@byu.edu (email)

The Marriott Center
Pressrow phone: 801.422.3675
Web site: www.byucougars.com



DUFF TITTLE
Associate AD
Communications
801.422.4910 (office)
801.372.4401 (cell)
801.422.0633 (fax)
duff_tittle@byu.edu



DAVE BROBERG
Creative Marketing
Director
801.422.4907 (office)
801.372.0407 (cell)
801.422.0633 (fax)
dave_broberg@byu.edu



NORMA COLLETT
Assistant Athletic
Media Relations
Director
801.422.4908 (office)
801.372.0989 (cell)
801.422.0633 (fax)
norma_collett@byu.edu



JEFF REYNOLDS
Assistant Athletic
Media Relations
Director
801.422.4909 (office)
801.372.2080 (cell)
801.422.0633 (fax)
jeff_reynolds@byu.edu



RALPH ZOBELL
Assistant Athletic
Media Relations
Director
801.422.9769 (office)
801.367.3554 (cell)
801.422.0633 (fax)
ralph_zobell@byu.edu



JENNY WHEELER
Office Manager
801.422.8948 (office)
801.422.0633 (fax)
jen_wheeler@byu.net
Office Address: 30 SFH
Provo, UT 84602-2239



Photos of BYU
Basketball made
possible thanks
to Mark Philbrick
and University
Communications.

MARK PHILBRICK
University Photographer
801.422.7322 (office)
mark_philbrick@byu.edu



FIVE MUST SUMMON IT.
AND WHEN IT'S TASTED ENOUGH
BLOOD, SWEAT AND TRUST,
IT AWAKENS.

TOGETHER YOU MAKE THE
**BEAUTIFUL
MONSTER**

2007-08 BYU BASKETBALL RADIO/TV ROSTER



MICHAEL LOYD JR.
Freshman, Guard
6-1, 170




LAMONT MORGAN JR.
Junior, Guard
5-10, 170



ARCHIE ROSE
Junior, Guard
6-5, 205



VUK IVANOVIC
Senior, Forward/Center
6-10, 250



NICK MARTINEAU
Freshman, Guard
5-11, 170



SAM BURGESS
Senior, Guard
6-3, 190



MATT PINEGAR
Freshman, Guard
6-0, 185



BEN MURDOCK
Senior, Guard
6-2, 185



LEE CUMMARD
Junior, Guard
6-7, 185



JIMMER FREDETTE
Freshman, Guard
6-2, 190




CHRIS COLLINSWORTH
Freshman, Forward
6-9, 205



TRENT PLAISTED
Junior, Forward/Center
6-11, 245



JONATHAN TAVERNARI
Sophomore, Guard/Forward
6-6, 215



JAMES ANDERSON
Freshman, Forward/Center
6-10, 220



GAVIN MACGREGOR
Junior, Forward/Center
6-10, 235

PRONUNCIATION GUIDE

LEE CUMMARD
cuh-MAHRD

MATT PINEGAR
PIN-ah-ger

JIMMER FREDETTE
Frah-debt

TRENT PLAISTED
PLAY-sted

VUK IVANOVIC
VOO-k ee-VAHN-oh-vich

JONATHAN TAVERNARI
tah-ver-NAHR-ee

NICK MARTINEAU
MART-in-oh



CHRIS MILES
Soph., Forward/Center
6-11, 235



DAVE ROSE
Head Coach
Third Season





BYU'S LEGENDARY MARRIOTT CENTER



COUGAR 07-08 BASKETBALL

The Cougars have a .776 winning percentage in the Marriott Center over its 36 seasons. BYU has gone 94-10 in the Marriott Center over the past seven years, boasting the nation's longest home victory streak over parts of the 2002, 2003 and 2007 seasons. The Cougars enter the 2008 season with the country's second-longest home win streak at 31 games.