



BYUBASKETBALL



MARRIOTT CENTER



BYU COUGAR



BASKETBALL

2009-10 BYU SCHEDULE

NOVEMBER

5 (Thurs.)	Trinity Western (Exhibition)	7 p.m.	BYUTV
10 (Tues.)	Central Washington (Exhibition)	7:30 p.m.	BYUTV
13 (Fri.)	Bradley	7:30 p.m.	The Mtn.
17 (Tues.)	Idaho State	7:30 p.m.	
20 (Fri.)	at Hawaii	7 p.m.	
24 (Tues.)	Southern	7 p.m.	
27 (Fri.)	Weber State	7:30 p.m.	The Mtn.

DECEMBER

2 (Wed.)	at Utah State	7 p.m.	CW30
5 (Sat.)	vs. San Francisco (Energy Solutions Arena)	4 p.m.	
8 (Tues.)	Arizona State	8 p.m.	The Mtn.
12 (Sat.)	vs. Fresno State (Galen Center)	7 p.m.	BYUTV/KJZZ

17-19, 22-23 Las Vegas Classic - Provo and Las Vegas

17 (Thurs.)	Wagner	7 p.m.	BYUTV
19 (Sat.)	Eastern Washington	7 p.m.	BYUTV
22 (Tues.)	vs. Nevada (Orleans Arena)	7:30 p.m.	BYUTV
23 (Wed.)	vs. Nebraska or Tulsa (Orleans Arena)	TBA	BYUTV
28 (Mon.)	at Arizona	7:00 p.m.	FCS

JANUARY

2 (Sat.)	Eastern New Mexico	7 p.m.	
6 (Wed.)	UNLV	8 p.m.	The Mtn.
9 (Sat.)	at UTEP	7 p.m.	CBS C
13 (Wed.)	at Air Force	6 p.m.	The Mtn.
16 (Sat.)	Colorado State	4 p.m.	The Mtn.

20 (Wed.)	Wyoming	6 p.m.	The Mtn.
23 (Sat.)	at San Diego State	7 p.m.	The Mtn.
27 (Wed.)	at New Mexico	8 p.m.	The Mtn.
30 (Sat.)	Utah	7 p.m.	The Mtn.

FEBRUARY

2 (Tue.)	TCU	7 p.m.	The Mtn.
6 (Sat.)	at UNLV	1 p.m.	VERSUS
13 (Sat.)	Air Force	6 p.m.	The Mtn.
17 (Wed.)	at Colorado State	6 p.m.	The Mtn.
20 (Sat.)	at Wyoming	4 p.m.	The Mtn.
24 (Wed.)	San Diego State	7 p.m.	CBS C
27 (Sat.)	New Mexico	2 p.m.	VERSUS
3 (Wed.)	at Utah	7 p.m.	CBS C
6 (Sat.)	at TCU	5 p.m.	The Mtn.
10-13 (Wed.-Sat.) MWC Tournament in Las Vegas The Mtn./CBS C/VERSUS			

BRIGHAM YOUNG BASKETBALL 2009-10

BRIGHAM YOUNG UNIVERSITY INFORMATION

Location: Provo, Utah 84602
Elevation: 4,553 feet
Enrollment: 29,137 (Daytime)
Founded: October 15, 1875
Owned: The Church of Jesus Christ of Latter-day Saints
Nickname: Cougars
Mascot: Cosmo
Colors: Blue and White
Arena (capacity): Marriott Center (22,700)
Conference: Mountain West
President: Cecil O. Samuelson (Utah, 1966)
Athletic Director: Tom Holmoe (BYU, 1983)
Athletic Website: www.byucougars.com
Tickets: 422-BYU1 or 1-800-322-BYU1

BYU TEAM INFO

2008-09 Overall Record: 25-8
Conference Record/Finish: 12-4 (T1st MWC)
2009 Postseason: NCAA, 0-1,
lost to Texas A&M, 79-66
2009 Final National Ranking: NR
Starters Returning/Lost: 4/1
Lettermen Returning/Lost: *9/4
Newcomers: 3

*Includes two letterwinners returning
who did not play in games last year

BYU COACHING STAFF

Head Coach: Dave Rose
Alma Mater (year): Houston (1983)
Record at School (years): 97-34 (5th year)
Career Div. I Record (years): same
Office phone for head coach: Call SID
Best time/day to reach coach: Call SID
Basketball Office Fax: (801) 422-5965
Associate Head Coach (Alma Mater, year):
Dave Rice (UNLV, 1991)
Assistant Coaches (Alma Mater, year)
John Wardenburg (BYU, 1986)
Terry Nashif (BYU, 2005)
Director of Basketball Operations:
Tim LaComb (Utah, 2006)

BYU HISTORY

First Year of Basketball: 1903
Overall All-Time Record: 1578-994 (.614)
Winning Seasons: 86 (last 2009)
Conference Championships: 28 (last 2009)
Postseason Appearances (record): 34 (23-35)
Total NCAA Appearances (record): 24 (11-27)
Last NCAA Appearance: 2009
Result: (0-1) lost, NCAA First Round
(Philadelphia) vs. Texas A&M, 79-66
Total NIT Appearances (Record): 10 (12-8)
Last NIT Appearance: 2006
Result: (0-1) lost at Houston, 77-67

BYU ATHLETIC COMMUNICATIONS

Basketball Media Relations Contact: Kyle Chilton
Office Phone: (801) 422-4909
Cell Phone: (801) 372-2080
Email: kyle_chilton@byu.edu
Associate AD Communications: Duff Tittle
Office Phone: (801) 422-8948
Cell Phone: (801) 372-4401
Email: duff_tittle@byu.edu
Athletic Communications Fax: (801) 422-0633
Mailing Address: 30 SFH, Provo, UT 84602-2239
Marriott Center Pressrow Phone: (801) 422-3675

Chris Miles




BYU's 22,700-seat Marriott Center



WHAT'S INSIDE

A TABLE OF CONTENTS: BYU'S 2009-10 BASKETBALL MEDIA GUIDE



4 INTRODUCTION

- Why Choose BYU Basketball . . . 4-5
- Season Preview 6-8
- Meet the Cougars 9
- Rosters 10
- Pronunciation Guide 10
- Roster Breakdown 11

12 RETURNING PLAYER BIOS

- Chris Miles Profile 12-13
- Lamont Morgan Jr. Profile . . 14-15
- Jonathan Tavernari Profile . . 16-17
- Jackson Emery Profile 18-19
- Jimmer Fredette Profile . . . 20-21
- Charles Abouo Profile 22-23
- James Anderson Profile . . . 24-25
- Noah Hartsock Profile 26-27
- Michael Loyd Jr. Profile . . . 28-29

30 NEWCOMER BIOS

- Logan Magnusson Profile 30
- Brock Zylstra Profile 30
- Brandon Davies Profile 31
- Tyler Haws Profile 31
- Game-by-Game Statistics . . . 32-40

41 COACHING STAFF

- Dave Rose Profile 42-45
- Dave Rice Profile 46
- John Wardenburg Profile 47
- Terry Nashif Profile 48
- Basketball Support Staff 49-50



51 THE UNIVERSITY

This is BYU 52-57
Distinguished Alumni 56
Utah Valley Community 58
Athletic Facilities 59-63
Athletic Training 60
Strength and Conditioning 61
Student Athlete Center 62-63
Marriott Center 64-69
BYU Athletics Excellence 70-71
BYU Athletics Traditions 72-73
Old Oquirrh Bucket 72
Academic Excellence 74
NCAA Compliance 75
Cougar Club 76
University Administration 77

78 THE MWC/OPPONENTS

MWC Information 78-82
MWC Notes 80-81
MWC 2009 Standings 80
MWC Tournament History 81
MWC Basketball Arenas 82
Opponents Section 83-108
All-Time Series Records 84-85
Opponent Profiles 86-99
2010 MWC Tournament 98
Series Results vs. Opponents 99-108

109 BYU HOOPS HISTORY

BYU Basketball Tradition 110-111
BYU's Memorable Games 112-118
BYU's Conference Success 119
Conference Tournament Results 119
Conference Championships 120-121
All-Time Results 122-135
Cumulative Stats 136-137
Coaching Records 138-139
All-Time Lettermen 140-141
NCAA Tournament Results 142
NIT Results 143
Tournament Results 144

MEDIA GUIDE CREDITS

Produced by: Dave Broberg
(Creative Services Director) and
Kyle Chilton (BYU Basketball Media
Relations Director)
Layout and Design by: Dave
Broberg
Cover Design by: Dave Broberg
Editorial Assistance: Jordan
Christiansen
Photography by: Mark Philbrick,
Jaren Wilkey, Kenny Crookston
Printing by: BYU Print Services



145 ALL-TIME HONORS

NCAA Player of the Year 146
Retired Jerseys 147-148
Hall of Fame 149-150
All-Americans 151
Conference Individual Honors 152
All-Conference Players 153-154
Cougars in the Pros 155-156

157 BYU HOOPS RECORDS

Individual Records 158-163
Season-by-Season Leaders 160
1,000 Point Club 164-171
Team Records 172
Marriott Center Records 173
NCAA Game Highs 174
NIT Game Highs 175
NCAA Record Book 176
BYU Poll History 176
BYU vs. Ranked Teams 177-178


179 2008-09 SEASON REVIEW

Season Review 180-183
Season Game Results 181
Season Player Honors 183
Team Game-by-Game 184
Individual Game-by-Game 185
Individual Statistics 186-188
Game-by-Game Leaders 189
Individual Game Highs 190
Category Leaders 191
Team Game Highs/Lows 192-193
Season Box Scores 194-199
Departed Player Bios 200-201
Marriott Center Magic 202-203

204 MEDIA INFORMATION

Media Services/Policies 204
Broadcast Information 205
Basketball Phone Directory 205
Coming to Provo 206
Media Contact Information 207
Radio/TV Roster . (back inside cover)





3
CONSECUTIVE
 • CONFERENCE CHAMPIONSHIPS
 • NCAA TOURNAMENT APPEARANCES
 • 25-WIN SEASONS

A CLASS OF ITS OWN

10 REASONS WHY BRIGHAM YOUNG UNIVERSITY IS A GREAT CHOICE

1. COACHING STAFF

- Dave Rose has a .744 winning percentage as a college head coach, including a 97-34 (.740) record in four years at BYU and a 167-57 (.746) record in seven seasons at Dixie State College
- Rose ranks tied for 12th all-time for the most wins achieved in the first four seasons at the Division I level, joining a top-12 list that includes the likes of Roy Williams, Mark Few and Jim Boeheim
- Coaching staff helped BYU become the second-most improved team in the nation in 2005-06 — Rose's first season
- Coaching staff guided BYU to back-to-back-to-back MWC Championships and Top 25 national rankings in the last three seasons
- Coaching staff has more than 65 years of combined coaching experience
- Coaching staff has playing experience in NCAA Final Fours, including a National Championship
- Coaching staff has played with or coached 28 NBA players
- Top recruiting, including first-year players receiving 10 conference newcomer or major individual awards in the last 11 years
- Passion for basketball and commitment to players

2. TRADITION

- No. 17 all-time among Division I programs in victories
- 86 winning seasons with .614 winning percentage ranking 39th all-time
- 24 NCAA Appearances with last year's NCAA invite being the sixth in the last nine seasons
- 2 NIT Championships in 10 NIT appearances
- 28 Conference Championships with last year's MWC title being the fifth in the last nine seasons and first back-to-back-to-back MWC crowns in league history
- 44 All-America citations, 111 all-conference citations and 44 NBA Draft selections
- 2 Basketball Hall of Fame inductees
- Wooden and Eastman Award Winner as nation's top player
- Ranked No. 41 basketball program all-time by ESPN/Sagarin

3. UNIVERSITY

- Outstanding academic reputation
- Unique and diverse opportunities
- Commitment to athletics
- Outstanding facilities
- Nation's largest private university



4. MARRIOTT CENTER MAGIC

- 22,700-seat Marriott Center - third-largest on-campus college arena in the country
- 419-116 Marriott Center record, a .786 winning percentage
- 138-14 home record over last ten seasons
- Home winning streak of 53 games from 2005-2008 is a program record
- Top-25 average attendance in 34 of the last 38 seasons
- 16,077 annual attendance average in 38 seasons in the Marriott Center

5. ACADEMICS

- New Student Athlete Academic Center
- Full-time Academic Advisement staff and tutors
- Commitment to graduation with No. 1 graduation rate in the MWC
- Honored by NCAA with 2007, 2008 and 2009 Public Recognition Awards for High Academic Achievement, becoming one of only three programs to earn high academic achievement and also qualify for the NCAA Tournament in each of the last three seasons
- Member of the NCAA CHAMPS/Life Skills Program



6. SCHEDULE

- Tournaments such as 2007 Las Vegas Invitational, 2004 Maui Invitational, 2002 Paradise Jam (Virgin Islands)
- Toughest overall schedule in MWC since foundation of the league
- Recent schedules include ACC, Pac-10, Big 12, Big East, SEC, Big Ten
- MWC Tournament in Las Vegas

7. BYU & THE PROS

- 44 player selections in the NBA Draft
- Three NBA Draft picks in the last six years
- Six first-round draft choices, including No. 8 overall Rafael Araujo in 2004 draft
- NBA Rookie of the Year and All-Star selections
- Numerous players have signed to play professionally overseas

8. COMMITMENT

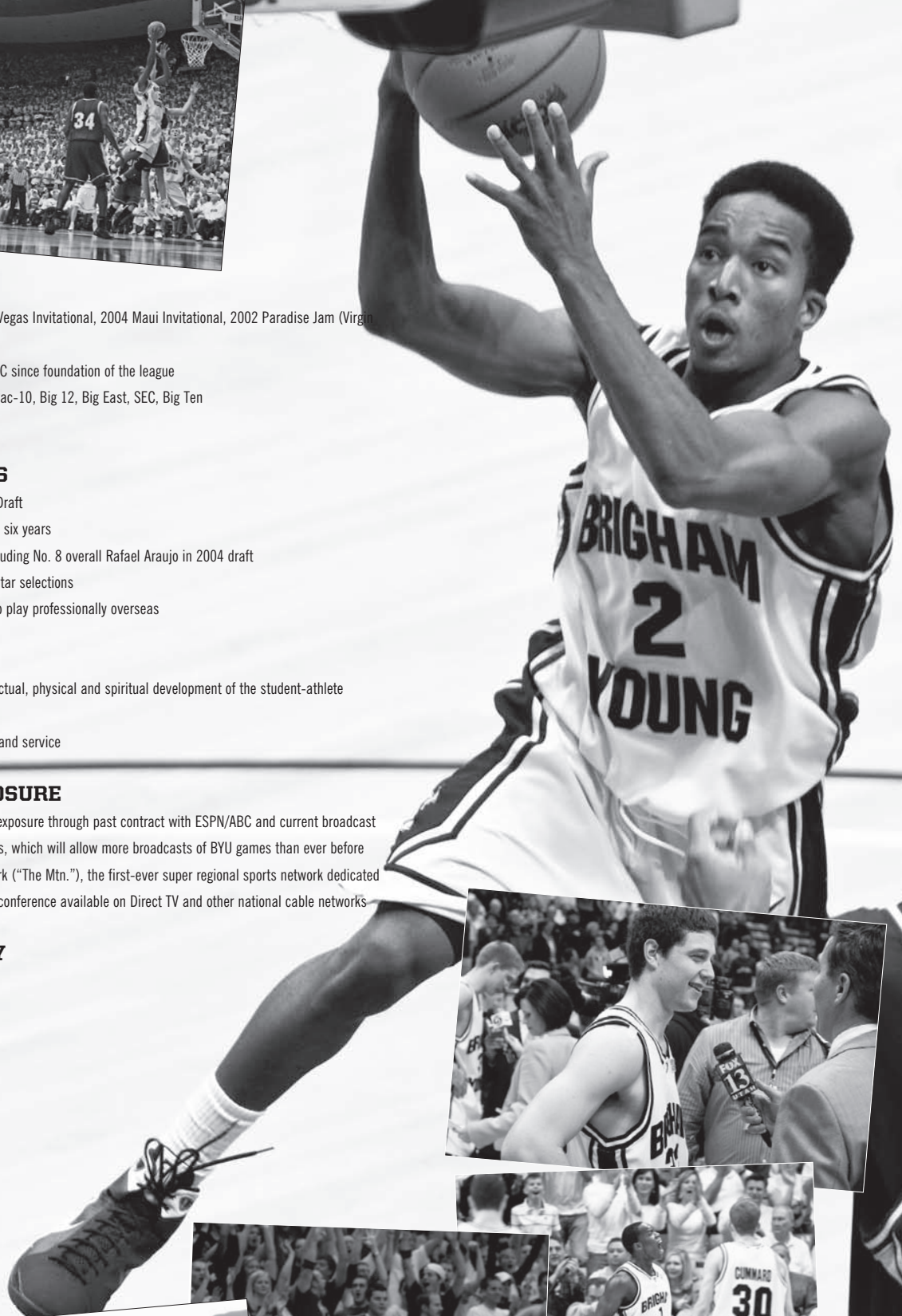
- Staff's commitment to the intellectual, physical and spiritual development of the student-athlete
- Student and community support
- Commitment to lifelong learning and service

9. NATIONAL EXPOSURE

- National and regional television exposure through past contract with ESPN/ABC and current broadcast partnership with CBS College Sports, which will allow more broadcasts of BYU games than ever before
- The MountainWest Sports Network ("The Mtn."), the first-ever super regional sports network dedicated solely to an intercollegiate athletic conference available on Direct TV and other national cable networks

10. STYLE OF PLAY

- Up-tempo high-scoring offense
- Pressure defense
- Three-point shooting





LOOKING FOR A 4-PEAT

A SEASON PREVIEW OF BRIGHAM YOUNG UNIVERSITY BASKETBALL

After earning the Mountain West Conference regular season title and a trip to the NCAA tournament for the third-straight year in 2009, BYU men's basketball will look to make it four in a row in 2009-10. Head coach Dave Rose returns nine members from last year's squad—including four starters—and welcomes four talented newcomers as the Cougars gear up for another MWC race.

BYU finished 25-8 overall and 12-4 in the MWC, sharing the regular season title with New Mexico and Utah. The Cougars trailed by two games with

three to play but won out to share the title with the Lobos and Utes.

The biggest blow to BYU's lineup is the loss of two-time first-team all-MWC wing Lee Cummond, a multi-tooled player who led the team in scoring and was second in rebounding and assists. Despite the loss of Cummond, the Cougars return an experienced and talented group that under the leadership of Rose aims to contend for the 2009-10 MWC championship and postseason success.

In four years at BYU Rose has built an impressive Division I coaching resume. His 97-34 record is the best four-year start in program history and he is the first to lead the Cougars to three-straight league titles since 1932 to 1934. In addition to the three conference titles in the last three seasons, Rose has coached the Cougars into the top 25 in each of the last three years and led BYU to

the NCAA Tournament each year. At 51-13 (.797) in the MWC, Rose is the owner of the highest winning percentage in conference history and is a two-time coach of the year. He and his wife Cheryl continue to involve themselves in numerous community efforts, including the Children with Cancer Christmas Foundation. Despite his own battle with pancreatic neuroendocrine tumor cancer this summer, Rose will be back on the sideline in hopes of leading the Cougars to a fourth-straight MWC title.

Among the four returning starters, Rose welcomes back his starting backcourt in first-team All-MWC point guard Jimmer Fredette and MWC All-Defensive Team member Jackson Emery. Fredette was second on the team in scoring (16.2) and free throw percentage (.847) and led the team in assists (4.1) and steals (50). Known for his crossover dribble





and playmaking abilities, Fredette was ranked in the top 10 in six statistical categories in the MWC last season and earned USBWA All-District honors. Emery, a sophomore who came off the bench in 2005-06, started in 32 of 33 games last season and averaged 7.8 points, 3.8 rebounds and 3.0 assists while adding 47 steals. He was often assigned to guard the opposition's best player and earned a reputation for his hustle and gritty effort.

At the four BYU is equally experienced with the return of senior Jonathan Tavernari, a two-time All-MWC Third Team honoree who played with the Brazilian National Team for the second-straight summer. Last season he averaged 15.7 points per game while leading the team in rebounding (7.2) and made threes (85) and finishing second in steals (49). Tavernari posted a team-best seven double-doubles and set a single-season record for consecutive games with a made three (22).

Senior Chris Miles returns to man the middle after starting every game in 2008-09. He averaged 7.1 points and 4.0 rebounds and rejected 26 shots. He shot 57.0 percent from the field to lead the team and had two of his best games against MWC Player of the Year Luke Nevill of Utah.


In addition to the four returning starters, Rose returns the first four players off the 2008-09 bench and a key contributor from the 2007-08 squad.

Guards Lamont Morgan, Jr., and Charles Abouo are back after leading the bench players in scoring a year ago. Morgan, a senior, provided relief at the point and Abouo, a sophomore brought explosiveness to the wing. Abouo is gaining valuable experience this summer playing for the Cote d'Ivoire National Team. Sophomores Noah Hartsock and James Anderson backed up the four and five and developed as offensive threats and shot blockers as the season progressed. Michael Loyd, Jr., redshirted in 2008-09 but was a valuable backup the year before as a combo guard.

Freshmen Tyler Haws (6-5, G), Brandon Davies (6-9, F) and Brock Zylstra and junior Logan Magnusson (6-6, F) round out the squad. Haws was a two-time Mr. Basketball for the state of Utah at Lone Peak High School while Davies earned first-team all-state honors at Provo High School. Zylstra redshirted in 2006-07 before serving a mission for The Church of Jesus Christ of Latter-day Saints in British Columbia. Magnusson prepped at Wasatch High School where he won two state titles and comes to BYU from Salt Lake Community College where he was a member of the 2009 NJCAA Division I national championship team.

POINT


With the return of first-team All-MWC performer Jimmer Fredette and two experienced backups in Lamont Morgan, Jr., and Michael



COACH DAVE ROSE


Loyd, Jr., the Cougars will be very deep at the point guard position. After playing the role of sixth man as a freshman, Fredette emerged as one of the best players in the league in 2008-09 and was the only sophomore to earn All-MWC honors. He led the team in assists (4.1 per game) and steals (50) and was second in scoring (16.2 points per game), made threes (52) and free throw percentage (.847). He proved to be one of the best play-makers in the conference, finishing third in the MWC in





**JIMMER
FREDETTE**

assists and eighth in assist/turnover ratio. With his ability to shoot from the outside, finish at the rim, get to the line and shoot a high percentage once there, Fredette was also one of the league's best scorers, finishing fifth overall. In addition to his all-conference nod, Fredette earned USBWA All-District honors and was named to the MWC All-Tournament Team. Morgan stepped in ready to play from day one last season, providing quickness and leadership off the bench. After redshirting in 2007-08 after two years at Saddleback Community College, Morgan averaged 3.6 points, 1.4 rebounds and 1.8 assists per game in 2008-09. Loyd, a combo guard who saw action at both the point and two guard as a freshman, will return to the game roster after redshirting in 2008-09. As a freshman in 2007-08, he helped the Cougars win the MWC regular season outright with a 14-2 league mark while averaging 2.2 points and 1.2



**JACKSON
EMERY**


assists. Loyd has the ability to disrupt opposing teams on defense and push the ball on offense.

WING

Despite the loss of two-time first-team All-MWC honoree Lee Cummond—BYU's 10th all-time leading scorer—the wing is loaded with experience and youth that will look to fill the void left by the four-year starter. Junior Jackson Emery returns after starting 32 of 33 games in 2008-09 and earning MWC All-Defensive Team honors. After returning from a Church mission in the summer, Emery averaged 7.8 points, 3.8 rebounds and 3.0 assists and often guarded the opposing team's best perimeter player. With a year of starting and more time to get into top physical condition, Emery has the potential to make an even bigger impact in 2009-10. Explosive sophomore Charles Abouo will look to pick up some of the slack left by Cummond, having added experience with the Cote d'Ivoire National Team this summer. Abouo showed flashes of his potential in 2008-09 averaging 2.9 points and 1.9 rebounds while shooting 42.9 percent on threes. Senior Jonathan Tavernari—a third-team All-MWC honoree in 2008 and 2009—could see more minutes on the wing in 2009-10. Tavernari has primarily played at the four during his BYU career but has gained valuable perimeter experience with the Brazilian National Team during the summer in 2008 and 2009. In seven games this summer he averaged 13.9 points and shot 62.0 percent from the field and 61.1 percent from downtown, averaging 3.1 threes per game. Newcomers Tyler Haws and Logan Magnusson and returning redshirt Brock Zylstra will look to make an impact at the wing position as well. Haws concluded his high school career at Lone Peak in Alpine, Utah, as one of the most decorated prep players in the state's history. He was named Mr. Basketball as a junior and senior and led Lone Peak to two state titles. Magnusson won two state titles at Wasatch High School and earned first-team all-state honors before playing one year at Dixie College. After serving a Church mission in British Columbia, the versatile forward helped Salt Lake Community College win the NJCAA Division I National Title. Zylstra redshirted for Rose in 2006-07 and proved to be a solid all-around player in practice. As a senior at Bonita High School in La Verne, Calif., he averaged 22 points and 12 boards and earned league MVP honors.

POST

The Cougars welcome the return of starting center Chris Miles and sophomore James Anderson to man the center position. Miles—a senior and former two-time 4A State MVP out of Timpview High School in Provo—started all 33 games last season and averaged 7.1 points and 4.0 rebounds while blocking 26 shots. His offensive



**JONATHAN
TAVERNARI**

game improved as the season progressed as he scored in double-digits six times in the last six weeks of the season. Anderson will be entering his sophomore season after gaining valuable experience sharing backup duties with Gavin MacGregor in 2008-09. He averaged 2.5 points and 1.8 rebounds and shot 56.4 percent from the field and showed a knack for finishing inside. Despite limited playing time, Anderson showed the potential to be a shot-blocking force, turning back five shots in one game and three in another. The four-position is in good hands with Tavernari returning in hopes of becoming the first Cougar to win four conference titles. He was MWC Freshman of the Year when BYU won the title outright in 2007 and earned third-team honors the next two seasons as the Cougars made it three straight. With 202 career threes he is 12 away from claiming the school's career record. He enjoyed his best season in a BYU uniform last year averaging 15.7 points, 7.2 rebounds, hitting 85 threes (38.1 percent from downtown) and registering 49 steals. Sophomore Noah Hartsock spelled Tavernari at the four in 2008-09 and saw action in the middle. After suffering an ankle injury early in the year, Hartsock found his groove late in the season. He helped the Cougars win a key game at San Diego State to stay alive in the conference race and had two of his best games in the MWC semifinals and in the NCAA Tournament. Athletic freshman Brandon Davies out of Provo High will give the coaching staff a nice option at the four or the five. Davies is used to winning, as he helped Provo claim two state titles. He earned all-state honors and will look to make an impact with the Cougars with his ability to run the floor and score inside.



MEET THE COUGARS



2009-10 BYU ALPHABETICAL ROSTER

No.	Name	Pos.	Ht.	Wt	Yr.	Exp.	Hometown (Previous School)
1	Charles Abouo	G/F	6-5	210	So.	1L	Abidjan, Cote d'Ivoire (Brewster Academy)
15	James Anderson	F/C	6-10	230	So.	1L	Page, Ariz. (Page HS)
0	Brandon Davies	F	6-9	230	Fr.	HS	Provo, Utah (Provo HS)
4	Jackson Emery	G	6-3	185	Jr.	2L	Alpine, Utah (Lone Peak HS)
32	Jimmer Fredette	G	6-2	195	Jr.	2L	Glens Falls, N.Y. (Glens Falls HS)
34	Noah Hartsock	F	6-8	215	So.	1L	Bartlesville, Okla. (Bartlesville HS)
23	Tyler Haws	G	6-5	200	Fr.	HS	Alpine, Utah (Lone Peak HS)
10	Michael Loyd, Jr.	G	6-1	170	So.	1L	Las Vegas, Nev. (Palo Verde HS)
12	Logan Magnusson	F	6-6	210	Jr.	TR	Heber City, Utah (Salt Lake CC)
54	Chris Miles	F/C	6-11	235	Sr.	3L	Provo, Utah (Timpview HS)
2	Lamont Morgan, Jr.	G	5-10	170	Sr.	1L	Pomona, Calif. (Saddleback CC)
24	Jonathan Tavernari	F	6-6	215	Sr.	3L	Sao Bernardo, Brazil (Bishop Gorman HS)
13	Brock Zylstra	G/F	6-6	205	Fr.	RS	La Verne, Calif. (Bonita HS)

COACHING STAFF

Head Coach: Dave Rose
 Alma Mater: Houston, 1983
 Hometown: Houston, Texas
 Overall Record: 72-26 (5th year)
 School Record: 72-26 (5th year)
 Playing Career: Houston, 1980-83
 Associate Head Coach: Dave Rice, 5th year (UNLV, 1991)
 Assistant Coaches: John Wardenburg, 9th year (BYU, 1986)
 Terry Nashif, 3rd year (BYU, 2005)
 Dir. Basketball Operations: Tim LaComb, 3rd year (Utah, 2006)
 Team Trainer: Robert Ramos, 8th year (BYU, 1995)

PRONUNCIATION GUIDE

CHARLES ABOUO
a-BOO-oh

JIMMER FREDETTE
Frah-debt

LOGAN MAGNUSSON
MAG-nuh-sun

JONATHAN TAVERNARI
tah-ver-NAHR-ee

BROCK ZYLSTRA
ZIL-stra

TERRY NASHIF
NASH-if

ROBERT RAMOS
RAY-mus

2009-10 BYU NUMERICAL ROSTER

No.	Name	Pos.	Ht.	Wt	Yr.	Exp.	Hometown (Previous School)
0	Brandon Davies	F	6-9	230	Fr.	HS	Provo, Utah (Provo HS)
1	Charles Abouo	G/F	6-5	210	So.	1L	Abidjan, Cote d'Ivoire (Brewster Academy)
2	Lamont Morgan, Jr.	G	5-10	170	Sr.	1L	Pomona, Calif. (Saddleback CC)
4	Jackson Emery	G	6-3	185	Jr.	2L	Alpine, Utah (Lone Peak HS)
10	Michael Loyd, Jr.	G	6-1	170	So.	1L	Las Vegas, Nev. (Palo Verde HS)
12	Logan Magnusson	F	6-6	210	Jr.	TR	Heber City, Utah (Salt Lake CC)
13	Brock Zylstra	G/F	6-6	205	Fr.	RS	La Verne, Calif. (Bonita HS)
15	James Anderson	F/C	6-10	230	So.	1L	Page, Ariz. (Page HS)
23	Tyler Haws	G	6-5	200	Fr.	HS	Alpine, Utah (Lone Peak HS)
24	Jonathan Tavernari	F	6-6	215	Sr.	3L	Sao Bernardo, Brazil (Bishop Gorman HS)
32	Jimmer Fredette	G	6-2	195	Jr.	2L	Glens Falls, N.Y. (Glens Falls HS)
34	Noah Hartsock	F	6-8	215	So.	1L	Bartlesville, Okla. (Bartlesville HS)
54	Chris Miles	F/C	6-11	235	Sr.	3L	Provo, Utah (Timpview HS)

Mr. Defense: A major reason for BYU's success last season was the emergence of Jackson Emery as an outstanding perimeter defender. Emery was named to the 2009 All-MWC Defensive Team.





BREAKDOWN BY POSITION

POINT GUARD

Lamont Morgan, Jr.	5-10	Sr.
Jimmer Fredette	6-2	Jr.
Michael Loyd, Jr.	6-1	So.

WING

Jonathan Tavernari	6-6	Sr.
Jackson Emery	6-3	Jr.
Logan Magnusson	6-6	Jr.
Michael Loyd, Jr.	6-1	So.
Charles Abouo	6-5	So.
Tyler Haws	6-5	Fr.
Brock Zylstra	6-6	Fr.

POST

Chris Miles	6-11	Sr.
Jonathan Tavernari	6-6	Sr.
Logan Magnusson	6-6	Jr.
James Anderson	6-10	So.
Noah Hartsock	6-8	So.
Brandon Davies	6-9	Fr.

BREAKDOWN BY CLASS

SENIORS (3)

Lamont Morgan, Jr.	5-10	G
Jonathan Tavernari	6-6	G/F
Chris Miles	6-11	F/C

JUNIORS (3)

Jackson Emery	6-3	Jr.
Jimmer Fredette	6-2	Jr.
Logan Magnusson	6-6	Jr.

SOPHOMORES (4)

Charles Abouo	6-5	So.
James Anderson	6-10	So.
Noah Hartsock	6-8	So.
Michael Loyd, Jr.	6-1	So.

FRESHMEN (3)

Brandon Davies	6-9	Fr.
Tyler Haws	6-5	Fr.
Brock Zylstra	6-6	Fr.

BY STATE/COUNTRY

ARIZONA (1)

James Anderson	Page
----------------	------

CALIFORNIA (2)

Brock Zylstra	La Verne
Lamont Morgan, Jr.	Pomona

NEVADA (1)

Michael Loyd, Jr.	Las Vegas
-------------------	-----------

NEW YORK (1)

Jimmer Fredette	Glens Falls
-----------------	-------------

OKLAHOMA (1)

Noah Hartsock	Bartlesville
---------------	--------------

OREGON (1)

Michael Boswell	Aloha
-----------------	-------

UTAH (5)

Brandon Davies	Provo
Jackson Emery	Alpine
Tyler Haws	Alpine
Logan Magnusson	Heber City
Chris Miles	Provo

BRAZIL (1)

Jonathan Tavernari	Sao Bernardo
--------------------	--------------

COTE D'IVOIRE (1)

Charles Abouo	Abidjan
---------------	---------

2009-10 ROSTER BREAKDOWN

STARTERS RETURNING (4)

Jimmer Fredette	G	Jr.	(16.2 ppg, 3.0 rpg, 4.1 apg)
Jonathan Tavernari	F	Sr.	(15.7 ppg, 7.2 rpg, 1.8 apg)
Jackson Emery	G	Jr.	(7.8 ppg, 3.8 rpg, 3.0 apg)
Chris Miles	C	Sr.	(7.1 ppg, 4.0 rpg, 1.3 apg)

STARTERS LOST (1)

Lee Cumnard	F	Sr.	(16.8 ppg, 6.2 rpg, 3.4 apg)
-------------	---	-----	------------------------------

OTHER LETTERWINNERS RETURNING (5)

Lamont Morgan, Jr.	G	Sr.	(3.6 ppg, 1.4 rpg, 1.8 apg)
Charles Abouo	G	So.	(2.9 ppg, 1.9 rpg, 0.4 apg)
James Anderson	C	So.	(2.5 ppg, 1.6 rpg, 0.2 apg)
Noah Hartsock	F	So.	(2.4 ppg, 2.3 rpg, 0.3 apg)
Michael Loyd, Jr.	G	So.	(2.0 ppg, 0.9 rpg, 1.2 apg)*

*Redshirted in 2008-09. Statistics from 2007-08.

OTHER LETTERWINNERS LOST (3)

Gavin MacGregor	C	Sr.	(2.6 ppg, 2.3 rpg, 0.1 apg)
Archie Rose	G	Sr.	(2.4 ppg, 1.9 rpg, 0.2 apg)
Matthew Pinegar	G	Fr.	(0.2 ppg, 0.2 rpg, 0.1 apg)

RETURNING REDSHIRTS (1)

Brock Zylstra	G/F	6-6	205	Fr.*
---------------	-----	-----	-----	------

*Redshirted at BYU in 2006-07 prior to serving a two-year mission for The Church of Jesus Christ of Latter-day Saints

NEWCOMERS (3)

Brandon Davies	F	6-9	230	Fr.
Tyler Haws	G	6-5	200	Fr.
Logan Magnusson	F	6-6	210	Jr.





CHRIS MILES



FORWARD/CENTER

SENIOR • 6-11 • 235

PROVO, UTAH

(TIMPVIEW HS)

54

CAREER HIGHS

POINTS: 24 vs. Cal Poly (2008)
 FG MADE: 12 vs. Cal Poly (2008)
 FG ATT: 17 vs. Cal Poly (2008)
 FG %: .857 (6-7) vs. Portland (2008)
 FT MADE: 4 vs. Santa Clara (2005),
 at Pepperdine (2008)
 FT ATT: 11 vs. LBSU (2008)
 FT %: 1.000 (4-4) vs. Jackson St. (2008),
 vs. Santa Clara (2005), at AFA (2009)
 REBOUNDS: 8 vs. Utah (2009), at Wyoming (2009)
 ASSISTS: 4 at Wake Forest (2008),
 vs. Portland (2008)
 STEALS: 3 at Utah (2009)
 BLOCKS: 4 vs. Colorado State (2005)
 MINUTES: 37 at Utah (2009)

SUMMARY: A two-time 4A State MVP out of Timpvie High School in Provo, Miles returned from a mission for The Church of Jesus Christ of Latter-day Saints and averaged 8.6 minutes per game in 34 contests in 2007-08. As a junior in 2008-09 he started all 33 games and averaged 7.1 points and 4.0 rebounds per game while shooting 57.0 percent from the field. He averaged 2.7 points and 2.3 rebounds in 13.6 minutes per game as a freshman for BYU in 2004-05, using his quickness and versatility to make an impact in his first season with the Cougars. An excellent shot-blocker and defender who runs the floor well, he was ranked as high as the No. 2 post player in the West out of high school.

JUNIOR (2008-09): Played in and started all 33 games ... averaged 7.1 points and 4.0 rebounds per game ... added 42 assists, 26 blocks and 23 steals ... shot a team-best .570 from the field while hitting .516 from the free throw line ... scored in double figures 8 times ... had 4 points, 4 rebounds and 2 steals against Texas A&M in the NCAA Tournament ... finished with 7 points, 7 rebounds, 3 assist and 1 block vs. San Diego State in the MWC semifinals ... against Air Force in the MWC quarterfinals scored 11 points and had 3 rebounds, 2 blocks and 1 assist ... tied his career high with 8 rebounds including 5 offensive boards at Wyoming ... added 4 points, 1 block and 1 steal ... posted 13 points on 4-of-9 shooting from the field and 5-of-6 shooting from the free throw line against Utah ... added 8 rebounds, 2 blocks and 1 steal while helping limit Luke Nevill to 9 points ... had 2 points, 2 rebounds and 1 block at San Diego State ... scored 10 points on 5-of-9 shooting at UNLV ... pulled down 5 boards and added 2 blocks against the Rebels ... had 5 points, 4 rebounds (3 offensive), 2 assists and 1 block vs. New Mexico ... hit 3-of-4 from the free throw line against the Lobos ... shot 3-of-4 from the field and 2-of-3 from the free throw line for 8 points at TCU ... added 3 rebounds, 3 assists, 1 block and 1 steal against the Horned Frogs ... scored 8 points on 4-of-6 shooting against Colorado State at home ... grabbed 2 rebounds and had 2 assists against the Rams ... at Air Force scored in double figures for the third-straight game with 10 points all in the second half on 3-of-6 shooting from the floor and a career-best tying 4-of-4 from the free throw line ... added 4 rebounds, 1 assist, 1 steal and 1 block ... scored 12 points on 5-of-8 shooting from the field against Wyoming, his second-straight double figure game and the first time in his career with back-to-back double figure games ... added 4 rebounds, 3 assists, 1 block and 2 steals ... hit 6-of-10 from the field for 16 points at Utah ... added

6 rebounds, 2 assists and a career-high 3 steals ... scored 8 points while shooting 3-of-3 from the field and 2-of-3 from the free throw line against San Diego State ... added 1 rebound and 1 assist ... grabbed 6 boards (3 offensive) against UNLV ... hit 3-of-3 from the field for 7 points at New Mexico ... added 3 rebounds and 1 block against the Lobos ... had 2 points, 2 assists, 1 rebound and 1 block against TCU ... posted 6 points, 3 rebounds, 2 blocks and 2 steals at Colorado State ... hit 2-of-3 from the field and 2-of-3 from the line against the Rams ... tied his career high with 2 steals against Western Oregon ... added 3 points and 4 rebounds against the Wolves ... had 2 points, 4 rebounds and 3 assists against Wake Forest ... scored 7 points and tied a career high with 7 rebounds against Tulsa ... had 3 offensive rebounds and 2 assists against the Golden Hurricane ... had 7 points, 2 rebounds and 1 assist against Arizona State ... hit 3-of-3 from the field against the Sun Devils ... scored 12 points on a career-best shooting percentage of .857 (6-7) against Portland ... added 3 rebounds and 2 steals and tied a career-high with 4 assists against the Pilots ... had 4 rebounds, 2 blocks and 2 assists against Boise State ... against Utah State was 3-for-3 from the field for 6 points and added 4 rebounds, 1 block and 1 steal ... scored 8 points on 4-of-5 shooting and added 3 rebounds and 2 blocks against Idaho State ... scored 4 points, grabbed 5 rebounds (2 offensive), dished out 2 assists, had 1 block and 2 steals ... set career highs in points (24), field goal attempts (17) field goals (12) and field goal percentage (.706) against Cal Poly ... also had 6 rebounds and 1 steal against the Mustangs ... earned Basketball Travelers Invitational All-Tournament honors ... had 3 points, 3 rebounds and a season-high 3 assists against Rice ... scored 9 points in the first half to go with 3 rebounds and 1 assist against North Florida ... hit 4-of-6 from the field for a new career-high 66.7 percent shooting from the field while tying a career high for field goals made. ... at Pepperdine had 10 points while hitting 3-of-5 from the field and 4-o-5 from the line ... added 3 boards and a steal against the Waves ... scored 9 points and pulled down 6 rebounds against Long Beach State ... hit 3-of-6 from the field.

SOPHOMORE (2007-08): Provided a consistent post presence off the bench, playing in 34 games ... averaged 8.6 minutes, 2.5 points and 1.5 rebounds per game while posting season highs of 9 points at UNLV, 6 rebounds against Colorado State and 4 assists at Wake Forest.

CHRIS MILES CAREER TOTALS

Game-by-game Miles statistics on pages 32-33

YEAR	GP	GS	MIN	AVG	FG	FGA	PCT	3FG	3FGA	3PCT	FT	FTA	PCT	OFF	DEF	TOT	AVG	PF	FO	A	AVG	TO	BLK	STL	PTS	AVG
2004-05	28	6	382	13.6	29	81	.358	0	0	.000	17	24	.708	28	36	64	2.3	54	0	19	0.7	20	30	5	75	2.7
2007-08	34	0	291	8.6	31	72	.431	0	0	.000	22	51	.431	20	32	52	1.5	58	1	20	0.6	24	13	9	84	2.5
2008-09	33	33	725	22.0	94	165	.570	0	0	.000	47	91	.516	50	82	132	4.0	90	2	42	1.3	46	26	23	235	7.1
Total	95	39	1398	14.7	154	318	.484	0	0	.000	86	166	.518	98	150	248	2.6	202	3	81	0.9	90	69	37	394	4.1

FRESHMAN (2004-05): Played in 28 games, averaging 2.7 points and 2.3 rebounds in 13.6 minutes per game ... started six games for the Cougars ... scored a season-high 12 points against Santa Clara ... posted a season-best 7 rebounds to go with 8 points at Colorado State ... blocked a season-best four shots at home against Colorado State.

TIMPVIEW HIGH SCHOOL: Two-time 4A State MVP ... averaged 14.9 points, 8.0 rebounds and 4.5 blocks for the Thunderbirds as a senior ... two-time Deseret News 4A MVP ... finished his career at Timpview with nearly 300 blocks, second all-time in the Utah High School record book to former BYU and NBA center Shawn Bradley ... led Timpview to the Region 6 title—the toughest league in 4A—in 2004 ... Region 6 MVP came up big in the final two games to clinch the league title, scoring 27 points against cross-town rival Provo and tossing in 24 in the region-clinching win at Payson ... as a junior, the local standout averaged 11 points, eight rebounds and five blocks for a balanced Thunderbird team that won the state title ... named the 4A State Tournament MVP.

PERSONAL: Parents are Don Miles and Julie Babb ... one of six children ... married wife Ashley in Dec. 2007 ... invited to the NBA Players Camp during the summer of 2003, where he was rated No. 47 among the nation's top high school players ... ranked as high as the No. 2 post player in the West ... also recruited by Gonzaga, Utah State, Utah, Kansas, Oregon State, Connecticut, UCLA, Vanderbilt, Wyoming and Texas Tech ... served a two-year mission for The Church of Jesus Christ of Latter-day Saints to Portland, Oregon ... majoring in psychology.





LAMONT MORGAN Jr.



GUARD

SENIOR • 5-10 • 170

POMONA, CALIF.

(SADDLEBACK C.C.)


2

CAREER HIGHS

POINTS: 12 vs. WOU (2009), vs. SDSU (2009)
 FG MADE: 5 at CSU (2009)
 FG ATT: 8 at CSU (2009)
 FG %: .800 (4-5) vs. WOU (2009), vs. SDSU (2009)
 3FG MADE: 2 vs. Rice (2008), vs. Boise State (2008), vs. WOU (2009), vs. SDSU (2009)
 3FG ATT: 3 vs. LBSU (2008), vs. UNF (2008), at Weber State (2008)
 3FG %: 1.000 (2/2) 4 times, last vs. SDSU (2009)
 FT MADE: 4 at Weber State (2008) vs. AFA-MWC (2009)
 FT ATT: 4 at Weber State (2008), vs. WOU (2009), vs. AFA-MWC (2009)
 FT %: 1.000 (4/4) at Weber State (2008) vs. AFA-MWC (2009)
 REB: 5 vs. TCU (2009)
 ASSISTS: 5 vs. SDSU (2009), vs. CSU (2009)
 BLOCKS: 1 vs. CSU (2009)
 STEALS: 2 vs. Rice (2008)
 MINUTES: 28 vs. SDSU (2009)

SUMMARY: Described as a lightning quick point guard, Lamont Morgan, Jr., made valuable contributions off the bench in 2008-09. Along with energy and hustle, Morgan shot a high percentage, hit big shots and dished out assists for the Cougars. After transferring from Saddleback Community College in Mission Viejo, Calif., Morgan red-shirted for one year at BYU. A highly successful junior college program, SCC advanced to the state semifinals in 2007 behind the play of Morgan, who started every game at the point and averaged 4.4 assists per contest. In addition to his ball-handling abilities, Morgan also provides leadership and court vision.

JUNIOR (2008-09): Played in all 33 games and started 1 ... averaged 3.6 points, 1.8 assists and 1.4 rebounds per game ... added 15 steals and 2 blocks ... shot .461 from the field, .412 on threes and .639 from the free throw line ... scored in double-figures 4 times ... posted 4 assists and 1 steal against Texas A&M in the NCAA Tournament ... had 2 points and 1 assist against Air Force ... played 6 minutes at Wyoming and had 2 points and 1 rebound ... hit 2-of-2 from the free throw line for 2 points at UNLV ... dished out 4 assists and had 1 steal against the Rebels ... dished out 2 assists against New Mexico ... dished out 4 assists without a turnover at TCU ... added 1 board against the Horned Frogs ... had 2 points, 5 assists, 1 block and 3 boards against Colorado State ... had 2 points, 2 assists and 1 rebound at Air Force ... had 5 points on 2-of-3 shooting and 1 rebound and 2 assists at Utah ... against San Diego State tied a career high with 12 points on 4-of-5 shooting from the field and 2-of-2 shooting on threes and 2-of-2 shooting from the free throw line ... dished out a career high 5 assists against the Aztecs ... shot 2-of-2 from the field for 4 points while adding 1 assist against UNLV ... hit 2-of-3 from the field for 5 points while adding 1 steal and 1 assist at New Mexico ... contributed a career-high 5 rebounds, 1 assist and 1 point against TCU ... hit 5-of-8 from the field for 11 points at Colorado State, his second-straight game in double figures ... added 3 rebounds, 3 assists and 1 steal against the Rams ... posted a career high of 12 points against Western Oregon on a career-best 4-of-5 (.800) shooting from the field ... hit 2-of-2 from downtown ... added 1 rebound, 3 assists and 1 steal ... set a new career high with 4 rebounds to go with 2 steals against Wake Forest ... hit 3-for-3 from the field, including 2-of-2 from downtown, against Boise State for 8 points ... added 2 rebounds, 2 assists and 1 steal against the Broncos ... scored 9 points and hit 4-of-4 from the line at Weber State ... also had 2 rebounds, 1 assist and a steal against the Wildcats ... had 2 points, 3 rebounds and 1 assist at Idaho State ... had 3 points, 1 rebound, 1 steal and 1 assist against Cal Poly ... scored a career-best 10 points on 3-of-5 shooting from the field and 2-of-2 shooting from downtown



against Rice ... added career highs of 4 assists and 2 steals ... scored 4 points a career high and had 2 assists and 1 steal against Long Beach State ... had 3 rebounds, 2 assists and 1 steal off the bench at Pepperdine ... started and played 24 minutes against Long Beach State ... tallied 3 rebounds, 2 assists and 1 steal.

REDSHIRT (2007-08): Lamont Morgan, Jr. redshirted in 2007-08 as a junior.

SADDLEBACK CC: Helped his team advance to the 2007 state semifinals with a 24-8 overall record and a 10-2 mark in the Orange Empire Conference ... named Orange Empire All-Conference ... started every game at the point, averaging 7.3 points and 4.4 assists per game ... led the team in assists 17 times on the year ... played in all 31 games for the Gauchos in 2005-06, helping his team to a 22-9 overall record ... averaged 3.2 points, 2.7 assists and 2.1 rebounds in his freshman campaign while shooting 80.8 percent from the free-throw line ... led the team in assists 11 times ... season highs of 13 points and seven rebounds ... named a Scholar Baller ... coached by Bill Brummel.

DIAMOND RANCH HS: Earned first-team all-league honors and was named an Inland Valley All-Star ... was also named his team's Most Improved Player ... all-tournament honors ... also lettered in football ... active in the Black Student Union ... named to the Honor Roll as a sophomore.

PERSONAL: Has one brother and one sister ... enjoys listening to music, dancing and poetry ... favorite actor is Denzel Washington ... favorite movie is Love and Basketball ... favorite food is Italian ... sports hero is Michael Jordan and non-sports hero is his mom ... a leisure services management major.

LAMONT MORGAN JR. CAREER TOTALS


Game-by-game Morgan, Jr. statistics on pages 38-39

YEAR	GP	GS	MIN	AVG	FG	FGA	PCT	3FG	3FGA	3PCT	FT	FTA	PCT	OFF	DEF	TOT	AVG	PF	FO	A	AVG	TO	BLK	STL	PTS	AVG
2008-09	33	1	534	16.2	41	89	.461	14	34	.412	23	36	.639	8	37	45	1.4	43	0	60	1.8	45	2	15	119	3.6
Total	33	1	534	16.2	41	89	.461	14	34	.412	23	36	.639	8	37	45	1.4	43	0	60	1.8	45	2	15	119	3.6





JONATHAN TAVERNARI



GUARD/FORWARD

SENIOR • 6-6 • 215

**SAO BERNARDO, BRAZIL
(BISHOP GORMAN HS)**

24

CAREER HIGHS

POINTS: 29 vs. Louisville (2008)
 FG MADE: 10 vs. Louisville (2008), vs. North Florida (2008), at ISU (2008)
 FG ATT: 22 vs. Louisville (2008), vs. UNLV (2009)
 FG%: .875 (7-8) vs. WOU (2007)
 3FG MADE: 6 vs. UNC (2008), TCU (2007)
 3FG ATT: 16 vs. UNC (2008)
 3FG%: 1.000 (5-5) vs. CSU (2009)
 FT MADE: 7 vs. Utah State (2008)
 FT ATT: 8 vs. Utah State (2008)
 FT %: 1.000 (6-6) at Wyoming (2007), vs. Portland (2008)
 REB: 13 vs. UNLV (2009)
 ASSISTS: 6 at Weber State (2008)
 STEALS: 5 vs. Wyoming (2008), vs. UNLV (2009)
 BLOCKS: 3 vs. Wyoming-MWC (2007)
 MINUTES: 39 at ISU (2008), vs. Utah State (2008), at Utah (2009)

SUMMARY: The 2007 Mountain West Conference Freshman of the Year, Jonathan Tavernari followed a standout season in his first year with the Cougars with a record-setting sophomore campaign. He earned All-MWC Third Team honors and set the BYU single-season and sophomore MWC three-point record with 88 triples. Tavernari repeated as a third-team selection in 2009 and posted averages of 15.7 points and 7.2 rebounds per game. He helped the Cougars win back-to-back outright MWC titles in his first two seasons and a share of the title in his third season. The 6-foot-6 forward was the lone non-professional to earn a spot on the 2008 Brazilian Senior National Team, playing in the Olympic Qualifying Tournament in Athens. He is a skilled perimeter player with great physical presence who has deep range and an excellent shooting touch. He led the state of Nevada in scoring as a senior at Bishop Gorman High School at 23.1 points per game.

JUNIOR (2008-09): Earned third-team All-MWC honors ... played in and started all 33 games ... was first on the team in rebounding (7.2) and threes (85), second on the team in steals (49) and third in scoring (15.7) and three-point percentage (.381) ... scored in double figures 26 times and had 20-plus points 10 times ... had a team-high 7 double-doubles ... led the team in scoring 12 times and rebounding 18 times ... ranked in the top 10 in the MWC in 6 statistical categories including scoring (6th), rebounding (4th), steals (3rd), three-point field goal percentage (8th), three-pointers made (2nd) and defensive rebounds (2nd) ... ranked 57th in the NCAA in three-pointers made and 79th in three-point percentage ... in the NCAA Tournament against Texas A&M posted 9 points, 7 rebounds, 2 assists and 3 steals ... had 5 points, 4 rebounds and 1 steal against San Diego State in the MWC semifinals ... posted 19 points and 11 rebounds for his 7th double-double of the season vs. Air Force in the MWC Tournament ... added 3 assists, 1 steal and 4 threes against the Falcons ... scored 7 points and had 5 rebounds, 2 assists, 1 block and 1 steal against Air Force ... recorded a double-double with 19 points and 11 rebounds at Wyoming ... hit 3-of-6 from downtown and had 1 block against the Cowboys ... posted 8 rebounds against Utah ... scored 11 points and had 6 boards, 1 block and 1 steal at San Diego State ... set the BYU season record for consecutive games with a made three (22) by hitting a trey in the first half at San Diego State ... had his fifth double-double of the season with 19 points and 11 rebounds at UNLV ... hit 7-of-15 from the field, including 5-of-9 from downtown ... had hit a three in 21-consecutive games, tying the BYU record for games with a made three ... against New Mexico scored 22 points on 9-of-17 shooting from the field and 3-of-5 from downtown ... added 7 rebounds and 1 assist ... hit a three for the 20th-consecutive game ... at TCU hit 8-of-13 from the field, including 2-of-5 from downtown, for 19 points—16

points came in the first half ... added 6 rebounds and 1 steal against the Horned Frogs ... shot 8-of-11 from the field and a career-best 5-of-5 from downtown for 21 points against Colorado State ... added 11 rebounds for his fourth double-double of the season ... had 4 assists against the Rams ... scored 17 points on 7-of-14 shooting at Air Force ... added 6 rebounds, 2 assists and 3 steals against the Falcons ... had 5 points, 5 rebounds, 2 assists and 2 steals against Wyoming ... extended his streak of games with a made three to 16 ... scored 14 points all in the second half and overtime at Utah on 5-of-13 shooting ... hit 2 three-pointers and had 6 rebounds and 1 steal ... totaled 16 points, 4 rebounds, 3 assists, 1 block and 1 steal against San Diego State ... shot 5-of-10 from the field, 4-of-7 from three and 2-of-2 from the free throw line against the Aztecs ... posted 21 points and a career-high 13 boards while tying a career high of 5 steals against UNLV ... hit 3 treys to pass Mike Rose for second all-time in career threes ... hit 4-of-4 from the free throw line against the Lobos ... scored 13 points at New Mexico ... hit 3 threes and posted 6 rebounds, 2 assists and 1 steal vs. the Lobos ... totaled 14 points, 2 rebounds, 1 assist, 1 block and 2 steals vs. TCU ... hit 6-of-13 from the field and nailed 2 shots from downtown, the 11th-straight and 15th in 16 games this season with a made three ... posted 7 points, 5 rebounds, 1 assist and 1 steal at Colorado State ... hit 1-of-2 from downtown, his 10th-straight and 14th in 15 games with a made three ... totaled 22 points, 9 rebounds, 1 assist, 1 block and 3 steals against Western Oregon ... hit 8-of-15 from the field and 2-of-5 from downtown against the Wolves ... scored 18 points on 7-of-17 shooting against Wake Forest and grabbed 9 rebounds ... hit 4 threes against the Demon Deacons, the 11th times this season hitting more than 1 three in a game ... registered a double-double at Tulsa with 20 points and 10 rebounds, his second double-double of the season and fourth of his career ... scored at least 20 points for the fourth time in 5 games ... hit 9-of-17 from the field and 2-of-5 from downtown while adding 1 assist, 1 block and 4 steals ... had his second-consecutive 20-point game, scoring 24 points on 10-of-19 shooting against Arizona State ... hit 4 threes and had 4 rebounds, 4 assists, 1 block and 1 steal ... tied his season high with 25 points against Portland on 7-of-14 shooting from the field, 5-of-11 from downtown and 6-of-6 from the free throw line ... also had 6 rebounds and 1 steal against the Pilots ... against Boise State totaled 13 points, 8 rebounds, 2 assists, 1 block and 2 steals ... hit 3-of-6 from downtown ... scored 24 points and grabbed 9 rebounds against Utah State at Energy Solutions Arena ... added a season-best 4 steals and 1 block ... matched his career high with 39 minutes played ... dished out a career-high 6 assists at Weber State ... scored 11 points and grabbed 7 rebounds ... hit 10-of-17 from the field for 23 points at Idaho State ... added 6 rebounds, 4 assists and 2 steals ... had 10

JONATHAN TAVERNARI CAREER TOTALS

Game-by-game Tavernari statistics on pages 33-34

YEAR	GP	GS	MIN	AVG	FG	FGA	PCT	3FG	3FGA	3PCT	FT	FTA	PCT	OFF	DEF	TOT	AVG	PF	FO	A	AVG	TO	BLK	STL	PTS	AVG
2006-07	28	0	343	12.3	68	143	.476	29	78	.372	16	23	.696	24	56	80	2.9	33	1	17	0.6	17	8	18	181	6.5
2007-08	35	29	966	15.3	166	420	.395	88	234	.376	39	45	.867	34	150	184	5.3	70	1	53	0.8	59	16	48	459	13.1
2008-09	33	33	1042	31.6	195	451	.432	85	223	.381	42	55	.764	34	205	239	7.2	77	1	58	1.7	44	11	49	517	15.7
Total	98	62	2351	24.0	429	1014	.423	202	535	.378	97	123	.789	92	411	503	5.1	180	3	128	1.3	120	35	115	1157	11.8

rebounds and 3 assists against Cal Poly ... scored 18 points and had 5 rebounds and 3 steals against Rice ... hit 3 threes to surpass Terrell Lyday for fourth all-time at BYU in career three-pointers (130) ... scored a season-high 25 points on 10-of-16 shooting from the field and 5-of-10 shooting from downtown ... added 5 rebounds, 4 assists and 1 steal against North Florida ... registered a double-double at Pepperdine with 17 points and 10 assists ... hit 7-of-13 from the field and 3-of-7 from three-point range while collecting 3 steals, 1 block and 1 steal ... had 19 points and 7 boards against Long Beach State ... tied a career-high with 5 assists.

SOPHOMORE (2007-08): An All-MWC Third Team selection ... set the BYU single-season and sophomore MWC three-point records with 88 ... was third on the team in scoring (13.1 ppg) and rebounding (5.3 rpg) while averaging 1.5 assists and a team-best 1.4 steals per game ... started 29 of 35 games, logging 27.6 minutes per game.

FRESHMAN (2006-07): Named MWC Freshman of the Year and played in 28 games ... led all MWC freshmen in scoring during conference play (8.3 ppg) ... averaged 6.5 points and 2.9 rebounds per game in 12.3 minutes of action in 28 appearances ... led the team in scoring three times and rebounding twice ... scored in double figures six times on the year.

BISHOP GORMAN HIGH SCHOOL: Averaged 23.1 points per game, leading the state of Nevada, and 10.2 rebounds per game as a senior at Bishop Gorman High School ... joined the team in mid-December after being forced to sit out the first five games due to eligibility concerns ... led his team to the Sunset Southwest Division (11-1 record) and Sunset Las Vegas Zone titles while advancing to the semifinals of the Nevada State Tournament with a 28-5 overall record ... McDonald's High School All-America nominee ... named second-team all-state by the Las Vegas Review-Journal and the Reno-Gazette Journal ... also named a Review-Journal third-team All-Star ... named All-Tournament at both the Maldonado Tournament and the Energy Classic ... topped the 20-point mark 16 times during the season, including five games over 30 points and a career-high 42 points against Spring Valley ... scored 32 points in the Sunset Regional championship game while hitting nine free throws in the final 1:19 to seal the victory ... coached by Grant Rice ... earned High Honor Roll in both semesters of his senior year ... played at Timpview High School as a junior before transferring to Bishop Gorman, earning second-team all-region and all-valley honors.

PERSONAL: Parents are Roberto and Thelma Tavernari ... got started playing basketball with his mom, a basketball coach in Brazil ... wife's name is Kiri ... enjoys cooking, playing with his Sidekick and text messaging friends ... also recruited by Pittsburgh, Virginia Tech, Washington State, Washington, Oregon State, Montana and Mississippi State ... a leisure services management major.

**ALL-MWC
THIRD TEAM
2008-2009**

TAVERNARI HONORS:

2009 MWC Third Team
2009 Team Captain
2008 MWC Third Team
2007 MWC Freshman of the Year

IN THE BYU RECORD BOOK:

-Single-season record for consecutive threes (22)
set in 2008-09
-Single-season record for made threes (88)
set in 2007-08
-25th in career scoring (1,157)
-Second in career threes (202)
-Second in threes attempted (535)
-10th in career steals (115)



JACKSON EMERY



GUARD

JUNIOR • 6-3 • 185

**ALPINE, UTAH
(LONE PEAK HS)**

4

CAREER HIGHS

- POINTS: 19 vs. UNM (2009)
- FG MADE: 7 vs. UNM (2009)
- FG ATT: 10 vs. WF (2009)
- FG %: .778 (7-9) vs. UNM (2009)
- 3FG MADE: 3 at Wyoming (2006), vs. UNM (2009)
- 3FG ATT: 7 vs. Wake Forest (2009)
- 3FG %: 1.000 (3-3) vs. UNM (2009)
- FT MADE: 7 vs. Air Force (2009)
- FT ATT: 9 vs. Air Force (2009)
- FT %: 1.000 (4-4) vs. UNLV (2009)
- REB: 6, 9 times, last vs. AFA (2009)
- ASSISTS: 9 at Pepperdine (2008)
- BLOCKS: 2 at AFA (2009)
- STEALS: 6 vs. Air Force (2009)

SUMMARY: Known for his competitiveness and clutch play, Jackson Emery is a quick player and solid defender with outstanding leaping ability. A good shooter from long range, he also has the athleticism and creativity to convert inside when going to the basket. The top player in Class 4A from the state of Utah as a senior, he was a solid contributor as a freshman prior to leaving for a two-year Church mission. Emery was a starter in 2008-09 and averaged 7.8 points, 3.8 rebounds and 1.4 steals. His reputation for playing hard and outlasting opponents earned him a spot on the MWC All-Defensive Team.

SOPHOMORE (2008-09): Named to MWC All-Defensive Team ... played in all 33 games and started 32 ... named Most Inspirational Player at team banquet ... averaged 7.8 points, 3.8 boards and 3.0 assist per game ... added 10 blocks and 47 steals, third most on the team ... shot .480 from the field, .377 on threes and .738 from the free throw line ... scored in double figures 9 times on the season ... led the team in assists 6 times ... was fifth in the MWC in steals and first in assist/turnover ratio ... was 10th in the NCAA in assist/turnover ratio ... scored 8 points on 2-of-4 shooting from downtown against Texas A&M in the NCAA Tournament ... had 5 points, 1 assist and 2 steals in the MWC semifinals against San Diego State ... posted 4 points, 4 rebounds, 3 assists, 1 block and 1 steal vs. Air Force in the MWC quarterfinals ... totaled 15 points, 6 rebounds, 1 assist and a career-best 6 steals against Air Force ... had 5 points, 3 rebounds, 6 assists and 1 steal at Wyoming ... against Utah scored 5 points and had 4 rebounds, 1 assists and 2 steals ... at San Diego State scored 12 points 10 in the second half while hitting 3-of-7 from the field, 2-of-5 from downtown and 4-of-4 from the free throw line ... added 6 rebounds, 4 assists and 2 steals against the Aztecs ... scored 6 points on 3-of-6 shooting from the field at UNLV ... added 4 rebounds, 4 assists and 1 steal against the Rebels ... scored a career-high 19 points on a career-best 7 made field goals vs. New Mexico while tying a career high with 6 rebounds ... also had 2 assists and 2 steals ... set career-best shooting percentage marks while hitting 7-of-9 from the field and 3-of-3 from downtown against the Lobos ... hit 2-of-3 from downtown for 6 points at TCU ... added 1 rebound and 1 assist ... dished out 8 assists to go with 3 points, 3 rebounds and 1 steal against Colorado State ... at Air Force scored 8 points, including 2 threes in the second half to help the Cougars pull away

... added 3 rebounds, 2 assists, a career-high 2 blocks and 2 steals against the Falcons ... had 2 assists and 1 rebound against Wyoming ... totaled 7 points, 6 rebounds, 3 assists, 1 block and 2 steals at Utah ... scored 9 points and added 5 rebounds, 2 assists and 1 steal against San Diego State ... hit 2-of-5 from downtown against the Aztecs ... contributed 11 points, 4 rebounds, 4 assists and 1 steal against UNLV ... hit all 4 free throw attempts against the Rebels ... at New Mexico tied a career high with 6 rebounds ... added 2 assists and 1 steal against the Lobos ... scored 11 points on 4-of-6 shooting and added 5 rebounds, 4 assists, 1 block and 1 steal against TCU ... hit a three against the Horned Frogs marking a three in 13-of-14 games ... hit 3-of-5 from the field and 2-of-4 from downtown for 8 points at Colorado State ... added 3 rebounds, 3 assists, 1 block and 2 steals against the Rams ... posted 5 rebounds and 3 assists against Western Oregon ... hit 1-of-2 from the line against the Wolves ... had his fourth double figure game of the season with 13 points against Wake Forest ... hit a three for the 11th-straight game ... added 5 rebounds, 3 assists and 2 steals against the Demon Deacons ... scored 5 points and tied a career high with 6 rebounds at Tulsa ... hit a three for the 10th-straight game ... totaled 5 points, 3 rebounds, 3 assists and 2 steals against Arizona State ... scored 10 points on 3-of-5 shooting and had 5 rebounds, 4 assists and 1 block against Portland ... hit 2-of-3 from downtown and 2-of-2 from the free throw line against the Pilots ... has hit at least 1 three in the last 8 games ... scored 14 points on 5-of-7 shooting from the field, 2-of-4 shooting from downtown and 2-of-2 shooting from the free throw line against Boise State ... added 2 rebounds, 2 assists and 2 steals against the Broncos ... against Utah State at Energy Solutions Arena scored 9 points, tied his career highs with 6 rebounds and 1 block and set a new career high with 5 steals ... also set career highs in minutes played, free throws made (4) and free throws attempted (8) ... hit 2-of-3 from downtown at Weber State for 6 points ... added 2 rebounds, 2 assists and 2 steals against the Wildcats ... against Idaho State scored a career-high 15 points on 6-of-9 shooting from the field and 2-of-4 shooting from three-point range ... added 4 rebounds, 2 assists and a career-high 3 steals ... had 9 points, 3 rebounds, 3 assists, 1 steal and 1 block against Cal Poly ... hit 3-of-3 from the field ... scored 8 points on 3-of-4 shooting, including 2-of-3 on threes, against Rice ... added 5 rebounds and 3 assists ... scored 8 points

JACKSON EMERY CAREER TOTALS

Game-by-game Emery statistics on page 35-36

YEAR	GP	GS	MIN	AVG	FG	FGA	PCT	3FG	3FGA	3PCT	FT	FTA	PCT	OFF	DEF	TOT	AVG	PF	FO	A	AVG	TO	BLK	STL	PTS	AVG
2005-06	29	6	279	9.6	28	70	.400	13	43	.302	10	13	.769	14	27	41	1.5	38	1	19	0.7	19	7	10	79	2.8
2008-09	33	32	942	28.5	85	177	.480	40	106	.377	48	65	.738	16	109	125	3.8	88	5	100	3.0	36	10	47	258	7.8
Total	61	38	1221	20.0	113	247	.457	53	149	.356	58	78	.744	30	136	166	2.7	126	6	119	2.0	55	17	57	337	5.5

ALL-MWC DEFENSIVE TEAM 2008-2009

and handed out 5 assists in 23 minutes against North Florida ... scored 9 points and dished out a career-best 9 assists at Pepperdine ... added 2 steals and 2 rebounds while hitting 3-of-5 from the field and from the free throw line ... scored 3 points to go with 5 rebounds and 3 assists against Long Beach State ... completed a three-point play with 12:12 remaining in the second half to give BYU a 43-42 lead.

FRESHMAN (2005-06): Provided a consistent spark for BYU and was a top perimeter defender as a true freshman in 2005-06 ... played in 28 of 29 games with six starts ... averaged 2.8 points and 1.5 rebounds ... scored in double figures twice and led BYU in rebounds and assists once each.

LONE PEAK HIGH SCHOOL: All-American nominee ... named the 2005 Mr. Basketball (*Deseret Morning News*), 4A MVP (*Salt Lake Tribune*) and All-Valley (*Daily Herald*) while leading the Knights to the Class 4A State Championship his senior year ... averaged 20.8 points, 8.7 rebounds and 3.6 assists while recording 86 steals, nearly four a game, and 40 blocks during the season ... scored 24.8 points per game during the state tournament to earn MVP honors, finishing with 27 points on 7-of-11 shooting, 4-of-6 from three-point range, 9-of-10 free throws, 8 rebounds, 6 assists, 5 steals and 1 block in the title game against Box Elder ... knocked down a 40-foot shot at the first-period buzzer, and followed that with another clutch three-pointer just before the halftime horn ... all-time Lone Peak steals leader and second all-time in scoring ... career highlights of 11 steals, 30 points and one triple-double ... graduated with honors (3.957 GPA) ... involved in Operation Smile ... also played for the Salt Lake Metro basketball club.

PERSONAL: Born in Salt Lake City, Utah ... parents are Derek and Patti Emery ... has two brothers, Nick and Alex, and one sister, Annie ... married Chereese Creer in fall 2008 ... sports hero is Michael Jordan ... began playing basketball with his dad as a child ... enjoys March Madness and reading Harry Potter ... recruited by Utah, Princeton, Air Force, Utah State, Weber State, Snow College, Westminster, UVU and Dixie State College ... majoring in finance.



JIMMER FREDETTE



GUARD

JUNIOR • 6-2 • 195

GLENS FALLS, N.Y.

(GLENS FALLS HS)

32

CAREER HIGHS

POINTS: 28 vs. Wyoming (2009), at SDSU (2009)
 FG MADE: 11 vs. Wyoming (2009)
 FG ATT: 19 at SDSU (2009)
 FG%: .857 (6-7) vs. Hartford (2008), vs. Portland (2008)
 3FG MADE: 4 vs. Hartford (2008), at Weber State (2008), vs. Wyoming (2009), at AFA (2009), vs. AFA-MWC (2009)
 3FG ATT: 9 at Wake Forest (2008)
 3FG%: .800 (4-5) vs. Hartford (2008), at AFA (2009)
 FT MADE: 8 vs Utah (2009)
 FT ATT: 9 vs Utah (2009)
 FT %: 1.000 (7-7) vs. AFA-MWC (2009)
 REB: 8 at Wyoming (2009)
 ASSISTS: 10 at Utah (2009)
 BLOCKS: 1 vs. CSU, UNM, Wyoming (2008), at UNM, Utah (2009) vs AFA-MWC (2009)
 STEALS: 5 at SDSU (2009)
 MINUTES: 40 vs. Air Force (2009)

SUMMARY: A prolific scorer, guard Jimmer Fredette is a tough, hard-nosed competitor who was ranked by ESPN.com among the nation's top 75 high school shooting guards. Known for his shooting touch, Fredette set the league scoring record at Glens Falls High School (Glens Falls, N.Y.) with 2,404 career points. After playing a significant role off the bench as a freshman Fredette emerged as a first-team all-MWC point guard in 2008-09 and was the only sophomore to earn all-league honors. He averaged 16.2 points, 4.1 assists and 1.5 steals as a sophomore.

FRESHMAN (2008-09): Named first-team All-MWC ... named to the MWC All-Tournament Team ... named a CollegeHoops.net High-Major All-America Honorable Mention ... named to USBWA All-District team ... received the Male Crowd Pleaser Award at the Y Awards ... played in all 33 games and started 32 ... was second on the team in scoring (16.2), three-point shooting percentage (.382), three-point makes (52) and free throw percentage (.847) and first in steals (1.5) and assists (4.1) ... scored in double figures 29 times and 20-plus points 8 times ... led the team in scoring 10 times and assists 19 times ... ranked in the top-10 in 6 statistical categories in the MWC, including scoring (5th), assists (3rd), free throw percentage (2nd), steals (2nd), assist/turnover ratio (8th) and minutes played (4th) ... was 43rd in the NCAA in free throw shooting ... posted 18 points and 4 steals against Texas A&M in the NCAA Tournament ... had 17 points, 3 rebounds, 4 assists and 1 steal against San Diego State in the MWC semifinals ... posted 21 points, 3 rebounds, 2 assists, 1 block and 2 steals vs. Air Force in the MWC quarterfinals ... hit 4-of-7 from downtown and 7-of-7 from the free throw line ... scored 13 points and had 2 rebounds, 2 assists and 3 steals against Air Force ... hit 4-of-4 from the free throw line against the Falcons ... had 15 points and a career-high 8 rebounds at Wyoming ... added 2 assists and hit 6-of-6 from the free throw line ... scored 25 points against Utah while shooting 8-of-16 from the field, 1-of-3 from downtown and 8-of-9 from the free throw line ... added 3 assists and 2 steals against the Utes ... tied a career high with 28 points 20 in the second half at San Diego State on 10-of-19 shooting from the field, 2-of-6 from downtown and 6-of-6 from the free throw line (tying a career high) ... totaled a career-best 5 steals all in the second half to go with 5 boards and 4 assists vs. the Aztecs ... scored 13 points to go with 3 rebounds, 3 assists and 1 steal at UNLV ... shot 5-of-14 from the field and 3-of-4 from the free throw line ... against New Mexico had 10 points, 6 rebounds, 6 assists and 1 steal ... shot 5-of-10 from the field, 2-of-4 from three and 3-of-3 on free throws for 15 points against Colorado State ... added 3 rebounds, 4 assists and 1 steal against the Rams ... scored 20 points at Air Force while shooting 6-of-10 from the field, 4-of-4

from the free throw line and 4-of-5 from downtown ... added 2 rebounds, 3 assists and 1 steal ... scored 10 points in the final 11 minutes at Air Force on 4-of-5 shooting to help lead the Cougars to a comeback win against the Falcons ... against Wyoming scored a career high of 28 points on 11-of-13 shooting from the field and 4-of-6 shooting from downtown ... 11 field goals and 4 treys are career highs ... added 4 assists, 2 rebounds and 2 steals ... scored 19 points in the field half against Wyoming ... registered 21 points on 6-of-13 shooting and a career-high 10 assists at Utah ... hit 7-of-8 from the free throw line, setting career highs in makes and attempts ... added 4 rebounds, 1 block and 2 steals against the Utes ... scored 8 points and added a career-high 6 rebounds, 4 assists and 1 steal against San Diego State ... with 19 points against UNLV extended team-best streak of double-figure scoring to 12 games ... hit 2-of-4 from downtown and 5-of-7 from the free throw line ... added 4 rebounds and 1 assist against the Rebels ... at New Mexico finished with 15 points, 3 rebounds, 4 assists and 1 block ... hit 6-of-6 from the free throw line against the Lobos ... posted 11 points, 6 assists, 4 rebounds and 1 steal against TCU ... extended his team-best streak of double figure scoring to 11 games ... recorded 15 points on 6-of-12 shooting, 3 rebounds, 4 assists and 2 steals at Colorado State ... posted 13 points, 3 rebounds and 4 assists against Western Oregon ... hit 3-of-3 from the free throw line against the Wolves ... tied his career high with 23 points and set a career high of 9 assists against Wake Forest ... hit 9-of-17 from the field and 3-of-6 from downtown ... added 2 rebounds and 2 steals against the Demon Deacons ... scored 13 points including 11 in the second half at Tulsa ... hit 5-of-12 from the field and 3-of-3 from the free throw line while adding 2 assists and 1 steal against the Golden Hurricane ... scored 17 points on 6-of-12 shooting against Arizona State ... hit 2-of-5 from downtown ... added 4 assists and 2 steals against the Sun Devils ... tied a career high in shooting percentage (85.7 percent) by hitting 6-of-7 from the field for 17 points against Portland ... hit 5-of-6 from the line and had 3 rebounds, 3 assists and 2 steals against the Pilots ... scored a career-high 23 points, including 12 fast break points, against Boise State ... hit 10-of-15 from the field and 2-of-2 from the free throw line ... added 2 assists and tied a career-high 4 steals ... tied his career high with 35 minutes played vs. Utah State ... scored 16 points and hit 3 first half treys ... also had 5 rebounds and 2 assists ... scored 18 points on 7-of-10 shooting at Weber State ... dished out a career-best 7 assists ... at Idaho State tied career highs in points (19) and assists (6) ... added 4 rebounds and 1 steal ... shot 6-of-12 from the field, 3-of-6 from downtown and 4-of-4 from the free throw line ... totaled 9 points, 5 assists and 2 rebounds against Cal Poly ... connected on 5-of-8 from the field and 2-of-3 from downtown

JIMMER FREDETTE CAREER TOTALS

Game-by-game Fredette statistics on pages 36-37

YEAR	GP	GS	MIN	AVG	FG	FGA	PCT	3FG	3FGA	3PCT	FT	FTA	PCT	OFF	DEF	TOT	AVG	PF	FO	A	AVG	TO	BLK	STL	PTS	AVG
2007-08	35	0	647	18.5	83	204	.407	43	128	.336	35	41	.854	8	29	37	1.1	44	0	61	1.7	41	3	27	244	7.0
2008-09	33	32	1090	33.0	184	383	.480	52	136	.382	116	137	.847	18	80	98	3.0	43	0	135	4.1	85	3	50	536	16.2
Total	68	32	1737	25.5	267	587	.455	95	264	.360	151	178	.848	26	109	135	2.0	87	0	196	2.9	126	6	77	780	11.5

HONORS EARNED:

- 2009 CollegeHoops.net High-Major All-America Honorable Mention
- 2009 USBWA All-District VIII
- 2009 MWC First Team
- 2009 MWC All-Tournament
- 2009 MWC Player of the Week (two times)

for 13 points against Rice ... added 4 rebounds, 5 assists and 3 steals ... tied his career-high with 6 assists and had 3 steals against North Florida ... set new season highs with 16 points and 5 assists at Pepperdine while hitting 5-of-10 from the field, 2-of-5 from downtown and 4-of-5 from the line ... scored 8 points in the season opener against Long Beach State ... hit 5-of-6 from the line.

FRESHMAN (2007-08): Provided scoring at the point guard position off the bench, playing in 35 games ... averaged 18.5 minutes, 7.0 points, 1.7 assists and 1.1 rebounds per game ... posted season highs of 19 points against Hartford, 6 assists against New Mexico and 5 rebounds vs. Texas A&M ... led BYU in scoring twice, assists twice and rebounds once while posting 12 double-figure scoring games.


GLENS FALLS HIGH SCHOOL: Ranked among the nation's top 75 shooting guards by ESPN.com ... Section II and GFHS all-time leading scorer, ranking sixth on New York's all-time scoring list, with 2,404 points ... named first-team all-state by the New York State Sportswriters Association and the Times Union as a junior and senior ... honored as the 2007 Player of the Year by the channel 7 and 10 News while being named a Number 1 All-Star by channel 13 ... averaged 28.8 points per game while making 81 three-pointers and shooting .920 from the free-throw line as a senior ... season-high 46 points while scoring more than 30 points in 12 games ... led his team to a 25-2 record and the Class A State Championship game ... 2006 Times Union and Post-Star Chronicle Player of the Year ... averaged 29.3 ppg, making 76 three-pointers and shooting .830 from the free-throw line, while helping his team earn a 21-2 record as a junior ... season-high 43 points while scoring more than 30 points in 12 of 23 games ... led the Indians to the Section II Class A championship game, scoring 33 points, including nine in the final 1:36 to get his team to within one point before falling 54-51 ... averaged 30.1 ppg for a Glens Falls summer team that won the Stellar "Catch A Rising Star" Basketball Showcase in Allentown, Penn., earning MVP honors ... NYSSWA fifth-team all-state as a sophomore ... also an all-state wide receiver as a junior ... named a Student-Athlete Scholar all four years ... played for the Albany City Rocks AAU, averaging more than 25 points per game ... scored 28 points in helping his team to a third-place win over the Minnesota Magic at the 2006 AAU National Championships.

PERSONAL: Has one brother and one sister ... enjoys computer games ... favorite actor is Denzel Washington ... favorite food is Angelina's pizza ... sports hero is John Stockton ... attended BYU summer camps since junior high school ... also recruited by Utah, Syracuse, Wake Forest, Seton Hall, Marshall, Fordham, Siena, George Mason, West Virginia, Virginia Tech, Penn St. and N.C. State ... an American Studies major.

**ALL-MWC
FIRST TEAM
2008-2009**



CHARLES ABOUO



GUARD/FORWARD

SOPHOMORE • 6-5 • 210


ABIDJAN, COTE D'IVOIRE

(BREWSTER ACADEMY)

1

CAREER HIGHS

- POINTS: 11 vs. CSU (2009)
- FG MADE: 4 vs. UNF (2008)
- FG ATT: 8 vs. Wake Forest (2009)
- FG %: .667 (4-6) vs. UNF (2008)
- 3FG MADE: 2 at CSU (2009), vs. CSU (2009)
- 3FG ATT: 3 at CSU (2009)
- 3FG %: 1.000 (2-2) vs. CSU (2009)
- FT MADE: 6 at Pepperdine (2008)
- FT ATT: 6 at Pepperdine (2008), vs. CSU (2009)
- FT %: 1.000 (6/6) at Pepperdine (2008)
- REB: 6 vs. Tulsa (2008)
- ASSISTS: 2 vs. Rice (2008)
- BLOCKS: 1 at Pepperdine (2008), vs. Utah State (2008)
- STEALS: 2 vs. SDSU (2009)
- MINUTES: 25 vs. Tulsa (2008)



SUMMARY: A versatile player, Abouo was the Utah 3A Player of the Year in 2007 out of Logan High School before playing for Brewster Academy, where he helped his team earn a 31-4 record. He is a good defender with a solid mid-range game and the ability to drive to the hoop or pull up and hit the three. His length and athleticism should make him a contributor for the Cougars this season. Abouo provided energy, athletic ability and solid defensive presence off the bench as a freshman in 2008-09.

FRESHMAN (2008-09): Played in all 33 games and started 1 ... averaged 2.9 points and 1.9 rebounds added 13 assists, 3 blocks and 9 steals ... shot .400 from the field, .429 on threes and .643 from the free throw line ... had 2 double-figure scoring games ... had 2 rebounds against Texas A&M in the NCAA Tournament ... posted 4 points, 4 rebounds and 2 steals against San Diego State in the MWC semifinals ... scored 2 points and had 1 rebound in 9 minutes against Utah ... hit 2-of-4 from the field for 4 points at UNLV ... added 1 assist and 1 steal vs. the Rebels ... scored 3 points on 1-of-2 shooting from the floor and free throw line against New Mexico ... had 1 rebound and made a highlight block on a potential fast break layup by New Mexico ... scored a career-high 11 points against Colorado State ... set a personal mark for three-point shooting percentage 1.000 (2-2) against the Rams ... tied his career high of 6 rebounds vs. Colorado State ... had 2 rebounds at Air Force ... scored 2 points against San Diego State ... hit 1-of-1 from downtown for 3 points and added 1 assist against UNLV ... scored 3 points at New Mexico ... scored 8 points on 3-of-5 shooting, including 2-of-3 on threes, at Colorado State ... added 4 rebounds against the Rams ... posted 4 points, 4 rebounds, 1 steal and 1 assist against Western Oregon ... scored 10 points against Wake Forest ... hit 3-of-8 from the field and 3-of-3 from the free throw line ... added 5 rebounds and 1 assist against the Demon Deacons ... at Tulsa totaled 1 point, a career-high 6 rebounds, 1 assist and 1 steal ... totaled 2 rebounds, 1 assist and 1 steal against Arizona State ... had 3 points and 1 steal in 19 minutes against Boise State ... scored 2 points and had 1 assist and 1 steal at Weber State ... scored 3 points on 3-of-4 shooting from the line and grabbed 3 rebounds at Idaho State ... had 3 points and tied his career high with 4 rebounds against Cal Poly ... tied his career high of 9 points against Rice ... added 2 rebounds and a career-high 2

assists ... tied his career high with 9 points on 4-of-6 shooting from the field against North Florida ... added a career-best 4 rebounds, 1 assist and 1 steal ... scored 9 points while hitting 1 three and 6-for-6 from the free throw line at Pepperdine ... also grabbed 2 rebounds ... played 8 minutes against Long Beach State and grabbed 2 rebounds.

BREWSTER ACADEMY: Helped Brewster Academy (Wolfeboro, N.H.) set a school record with 31 wins while compiling a 31-4 overall record in 2007-08 ... team won the New England Preparatory School Athletic Conference (NEPSAC) Class A Championship ... advanced to the National Prep School Championship Final Four where Abouo scored 19 points in a semifinal loss ... team also won the Maine Central Institute Invitational, Brewster Invitational and New Hampton School Invitational titles ... defeated the China Junior All-Star Team, 111-47 ... coached by Jason Smith.

LOGAN HIGH SCHOOL: 2007 McDonalds High School All-America nominee ... three-time first-team all-state honoree at Logan High School under head coach Jeff Brimhall ... LHS all-time leading scorer while also owning the school free throw record ... helped LHS win Region 11 titles in each of his three varsity seasons while earning all-region accolades all three years, including Region MVP in 2007 ... named the 3A Player of the Year by the Deseret Morning News in 2007 after averaging 21.1 points, 10.2 rebounds and 3.2 steals per game ... also earned All-Valley Player of the Year honors in 2005-06 when he averaged 15.6 ppg, 7.7 rpg and 1.1 bpg.

PERSONAL: Parents are Ernest and Yvonne Abouo ... enjoys cooking, drawing, playing soccer, eating, sleeping and watching movies ... favorite food is his mom's African cooking ... favorite book is Into Thin Air and favorite movie is Blue Streak ... played for the Utah Pump and Run AAU team with former BYU players Chris Collinsworth and Nick Martineau (both played in 2007-08 and are now serving two-year missions) ... also recruited by San Diego State, Wichita State, Utah State, Loyola, Montana, Tulsa and Virginia Commonwealth.



CHARLES ABOUO CAREER TOTALS


Game-by-game Abouo statistics on pages 38

YEAR	GP	GS	MIN	AVG	FG	FGA	PCT	3FG	3FGA	3PCT	FT	FTA	PCT	OFF	DEF	TOT	AVG	PF	FO	A	AVG	TO	BLK	STL	PTS	AVG
2008-09	33	1	354	10.7	30	75	.400	9	21	.429	27	42	.643	13	49	62	1.9	33	1	13	0.4	22	3	9	96	2.9
Total	33	1	354	10.7	30	75	.400	9	21	.429	27	42	.643	13	49	62	1.9	33	1	13	0.4	22	3	9	96	2.9





JAMES ANDERSON



FORWARD/CENTER

SOPHOMORE • 6-10 • 230

PAGE, ARIZONA

(PAGE HS)

15

CAREER HIGHS

- POINTS: 16 vs CSU (2009)
- FG MADE: 8 vs CSU (2009)
- FG ATT: 11 vs CSU (2009)
- FG %: .727 (8-11) vs CSU (2009)
- 3FG ATT: --
- FT MADE: 2 vs Boise State (2008), vs SDSU-MWC (2009)
- FT ATT: 5 vs Boise State (2008)
- REB: 7 vs Boise State (2008), vs CSU (2009)
- ASSISTS: 2 vs Boise State (2008)
- BLOCKS: 5 vs Boise State (2008)
- STEALS: 2 vs Boise State (2008)
- MINUTES: 27 vs. Boise State (2008)

SUMMARY: A 6-foot-10 forward/center from Page, Ariz., Anderson is known for his athleticism, hard work and ability to run the floor. The McDonald's High School All-America nominee redshirted in 2007-08 after returning from a two-year mission for The Church of Jesus Christ of Latter-day Saints to Guatemala City. As a freshman last season Anderson showed flashes of his potential with big games late in the conference season and in the MWC semifinals. He is an excellent shot blocker and has a knack for scoring inside.

FRESHMAN (2008-09): Played in 27 games ... averaged 2.5 points and 1.6 rebounds per game ... added 5 assists, 15 blocks and 6 steals ... shot .564 from the field ... had 2 double-figure scoring games ... hit 2-of-2 from the field and 2-of-3 from the free throw line for 6 points against San Diego State in the MWC semifinals ... added 2 rebounds and 2 blocks ... scored 7 points and had 5 rebounds at Wyoming ... hit 3-of-4 from the field and had 2 offensive rebounds and 1 steal against the Cowboys ... had 1 point, 1 rebound, 1 assist and 1 block against New Mexico ... scored 4 points on 2-of-2 shooting from the field at TCU ... added 2 rebounds and 1 steal ... set career highs of 16 points, 8 field goals and 11 field goal attempts vs. Colorado State ... tied a career high with 7 rebounds while adding 2 blocks and 1 steal against the Rams ... had 2 rebounds and 1 assist at Air Force ... hit 2-of-3 from the field for 4 points and had 1 rebound against Wyoming ... hit 2-of-2 from the field for 4 points and had 1 rebound at Utah ... posted 4 points on 2-of-3 shooting against San Diego State ... added 1 rebound, 2 blocks and his first dunk as a Cougar against the Aztecs ... played 5 minutes at Colorado State and had 1 steal ... against Boise State set career highs in minutes played (27), points (10), rebounds (7), assists (2), blocks (5), steals (2), field goals made (4) and field goals attempted (7) ... also set career highs in free throws made (2) and attempted (5) ... at Weber State hit a career-best 3-of-4 from the field for a career-high 6 points ... played a career-high 10 minutes ... had 1 rebound at Idaho State ... grabbed 1 rebound against Cal Poly ... scored a career-best 4 points on 2-of-3 shooting against Rice while grabbing 2 rebounds ... registered career highs of 2 points, 5 rebounds and 3 blocks against North Florida ... saw 8 minutes of playing time at Pepperdine, the first action of his career ... grabbed 1 offensive rebound.

REDSHIRT (2007-08): James Anderson redshirted the 2007-08 season.

BEFORE BYU:

PAGE HIGH SCHOOL: McDonald's All-America nominee ... named first-team all-state as a senior after leading his team to a 25-4 overall record and the Grand Canyon Region Championship for the fourth straight year ... also named the Grand Canyon Region Player of the Year and the Navajo Times Four Corners All-Area Player of the Year ... averaged 17 points, nine rebounds and six blocks per game ... set a state record with 14 blocks in a game ... Elite Eight in the state tournament ... averaged 14 points, eight rebounds and five blocks as a junior while pacing his team to a 26-3 overall record, Grand Canyon Region Championship and Elite Eight state tournament appearance ... named first-team all-state, Grand Canyon All-Region First Team and Navajo Times Four Corners All-Area First Team ... father Aaron Anderson was also his high school coach ... graduated in the top 10 in his class with a 3.8 GPA.

PERSONAL: Parents are Aaron and Julie Anderson ... has three sisters ... served a two-year mission for The Church of Jesus Christ of Latter-day Saints in the Guatemala City North Mission from May 2005 to May 2007 ... favorite food is lasagna ... enjoys March Madness, boating and playing the guitar ... sports hero is Michael Jordan ... also recruited by Oregon State and Wyoming ... an information systems major.

JAMES ANDERSON CAREER TOTALS

Game-by-game Anderson statistics on pages 39

YEAR	GP	GS	MIN	AVG	FG	FGA	PCT	3FG	3FGA	3PCT	FT	FTA	PCT	OFF	DEF	TOT	AVG	PF	FO	A	AVG	TO	BLK	STL	PTS	AVG
2008-09	27	0	204	7.6	31	55	.564	0	0	.000	6	18	.333	18	25	43	1.6	51	1	5	0.2	6	15	6	68	2.5
Total	27	0	204	7.6	31	55	.564	0	0	.000	6	18	.333	18	25	43	1.6	51	1	5	0.2	6	15	6	68	2.5





NOAH HARTSOCK



FORWARD

SOPHOMORE • 6-8 • 215

BARTLESVILLE, OKLA.

(BARTLESVILLE HS)


34

CAREER HIGHS

POINTS: 11 vs. Wyoming (2009)
 FG MADE: 4 vs. Wyoming (2009)
 FG ATT: 5 vs. Wyoming (2009)
 FG %: .800 (4-5) vs. Wyoming (2009)
 3FG ATT: --
 FT MADE: 3 vs. WO (2009), vs. Wyoming (2009)
 FT ATT: 5 vs. Wyoming (2009)
 FT %: .750 (3-4) vs. Western Oregon (2009)
 REB: 7 at San Diego State (2009)
 ASSISTS: 2 vs. Cal Poly (2008)
 BLOCKS: 3 vs. WO (2009)
 STEALS: 2 at SDSU (2009)
 MINUTES: 25 at SDSU (2009)

SUMMARY: A highly skilled offensive player with strong post moves, Hartsock has a soft touch from midrange and a solid stroke behind the three-point arc. He has excellent quickness and strength to complement his size. After suffering through an injury early in his freshman campaign, Hartsock stepped up his game late in the season and posted strong performances in the postseason. He finished the year averaging 2.4 points and 2.3 rebounds while shooting 58.1 percent from the field. Hartsock prepped at Bartlesville High School in Oklahoma where he averaged 27.6 points per game, third in the state as a senior in 2005-06 and was an all-state selection.

FRESHMAN (2008-09): Appeared in 27 games ... averaged 2.4 points and 2.3 rebounds ... added 7 assists and 6 steals ... had 15 blocks, including at least 1 in the last 5 games ... shot .581 from the field and .593 from the free throw line ... against Texas A&M in the NCAA Tournament posted 10 points on 4-of-5 shooting from the field and 2-of-3 shooting from the free throw line to go with 4 rebounds and 1 block ... against San Diego State in the MWC semifinals had 7 points, 5 rebounds and 2 blocks ... had 1 rebound, 1 assist and 1 block vs. Air Force in the MWC quarterfinals ... posted 3 rebounds and 1 block against Air Force ... had 2 points, 2 rebounds and 2 blocks at Wyoming ... hit 2-of-2 from the line at Wyoming ... scored 2 points to go with 6 rebounds (3 offensive) and 1 assist against Utah ... hit 3-of-4 from the field for 7 points to go with a career-high 7 rebounds (4 offensive) at San Diego State ... added 1 block and 2 steals against the Aztecs ... played 2 minutes and had 1 rebound at UNLV ... had 3 rebounds, 2 on the offensive glass, against New Mexico ... scored 2 points and grabbed 4 rebounds at TCU ... had 2 points, 4 rebounds and 1 block against Colorado State ... at Air Force tallied 2 points, 1 rebound, 1 assist and 1 block ... against Wyoming at home set career highs in points (11), field goals (4), field goal attempts (5), field goal percentage (80.0 percent) and minutes played (21) ... added 1 assist and tied a career high with 1 steal ... had 1 rebound, 1 assist and 1 steal against San Diego State ... played 3 minutes and had 1 rebound against UNLV ... had 1 point, 1 rebound and 1 steal at Colorado State ... posted career highs of 7 points, 3 blocks and 1 steal against Western Oregon ... tied his career high with 4 rebounds against the Wolves ... hit 2-of-3 from the field and hit 3-of-4 from the free throw line, both career highs in makes and attempts ... hit 1-of-2 from the line against Portland, his first appearance since Nov. 22 against Cal Poly ... dished out a career-high 2



assists against Cal Poly ... recorded 4 points and a career-high 5 boards against Rice ... tallied 4 points and 4 boards against North Florida ... set a career high with 6 points on 2-of-2 shooting from the field and the line while adding 2 rebounds against Pepperdine ... recorded 2 rebounds and 1 block against Long Beach State.

BARTLESVILLE HS: McDonalds High School All-America nominee ... averaged 27.6 points per game as a senior at Bartlesville High School and was the third-highest scorer in the state of Oklahoma and the highest in the 6A division ... led the Bruins in rebounds with 8.0 per game while recording 100 blocks in 27 outings ... named all-state by the Tulsa World ... recipient of the KTUL-TV Elite 8 Champions Award as the best boys basketball player in his area of the state ... Oklahoma Tipoff Magazine Fab 5 pick ... scored 32 points and pulled down 10 rebounds in BHS loss to Union in the Frontier Conference title game ... went 10-for-13 from the field and 11-of-12 from the free-throw line to score 31 points while playing ill in the area consolation playoffs, leading BHS to a 50-37 win over Memorial and a berth in the state championships ... scored 36 of the Bruins 49 points in a state quarterfinal loss to eventual-champion Putnam City ... selected to play on the Large East team in the Oklahoma Coaches Association All-State game ... averaged 19.9 points and 9.9 rebounds per game as a junior, helping the Bruins finish 25-3 and advance to the state championship game ... named the Frontier Conference Player of the Year and first-team all-state ... also went to the state championships as a sophomore, his first


NOAH HARTSOCK CAREER TOTALS

Game-by-game Hartsock statistics on page 40

YEAR	GP	GS	MIN	AVG	FG	FGA	PCT	3FG	3FGA	3PCT	FT	FTA	PCT	OFF	DEF	TOT	AVG	PF	FO	A	AVG	TO	BLK	STL	PTS	AVG
2008-09	27	0	304	11.3	25	43	.581	0	0	.000	16	27	.593	25	38	63	2.3	43	0	7	0.3	14	15	6	66	2.4
Total	27	0	304	11.3	25	43	.581	0	0	.000	16	27	.593	25	38	63	2.3	43	0	7	0.3	14	15	6	66	2.4

varsity team ... received several tournament MVP awards for his play with the Oklahoma Adidas Pump and Run team.

PERSONAL: Parents are David and Leslie Hartsock ... has four older brothers ... brother Nate played two seasons at Oklahoma Wesleyan University and brother Jeremiah played one season at the University of Missouri-Kansas City before leaving to serve a mission for The Church of Jesus Christ of Latter-day Saints ... two other older brothers both attended BYU ... sister-in-law Lindsay Hartsock was a senior middle blocker for the BYU women's volleyball team and was the MWC Player of the Year in 2006 ... also recruited by Utah State and Oklahoma State ... a psychology major.





MICHAEL LOYD, JR.



GUARD

SOPHOMORE • 6-1 • 170

LAS VEGAS, NEV.

(PALO VERDE HS)

10

CAREER HIGHS

POINTS: 15 vs. Jackson St. (2008)
 FG MADE: 6 vs. Jackson St. (2008)
 FG ATT: 9 vs. Jackson St. (2008)
 FG%: .667 (6-9) vs. Jackson St. (2008)
 3FG MADE: 2 vs. Air Force (2008)
 3FG ATT: 3 vs. JSU, AFA (2008)
 3FG%: .667 (2-3) vs. AFA (2008)
 FT MADE: 3 vs. Pepperdine (2008)
 FT ATT: 4 vs. Pepperdine (2008)
 FT %: .750 vs. Pepperdine (2008)
 REB: 4 vs. Jackson St., at TCU (2008)
 ASSISTS: 3 six times, last at TCU (2008)
 BLOCKS: 1 vs. Pep., at Utah (2008)
 STEALS: 2 vs. Jackson St., at TCU (2008)
 MINUTES: 20 vs. Jackson St. (2008)

SUMMARY: A 6-foot-1 sophomore out of Las Vegas, Nev., Michael Loyd is an athletic player who can contribute at either guard position. He appeared in all but three games as a true freshman, mostly playing back-up point guard, while averaging 8.8 minutes, 2.2 points, 1.2 assists and 0.9 rebounds per game. In addition to his shooting touch, he is also known as a defensive stopper who excels in the open court as he ranked in the top 10 in steals, top 20 in scoring and top 25 in assists among all players in Nevada his senior year of high school.

REDSHIRT (2008-09): Michael Loyd, Jr., redshirted in 2008-09 as a sophomore.

FRESHMAN (2007-08): Appeared in all but 3 games as a true freshman, averaging 8.8 minutes, 2.2 points, 1.2 assists and 0.9 rebounds per game ... played double-digit minutes in 13 game this year ... season highs of 15 points, 4 rebounds, 3 assists and 20 minutes ... played 5 minutes at UNLV in the MWC Tournament Championship game ... made both his shots to score 5 points in 8 minutes against Colorado State in the MWC Tournament quarterfinals ... tied career highs in rebounds (4), assists (3) and steals (2) while providing hustle play in 17 minutes at TCU ... tallied 2 points, 1 assist and 1 steal in 11 minutes against Wyoming ... tied his career high with 3 assists while draining a personal best 2 three-pointers to score 6 points in 11 minutes against Air Force ... made both of his shots from the field to score 4 points at SDSU while adding 2 assists and 2 rebounds in 12 minutes ... played 3 minutes vs. Utah ... recorded 2 assists, 1 steal and 1 rebound in 8 minutes against UNLV ... recorded 2 points, 1 rebound and 1 assist in 11 minutes against TCU ... posted 1 assist in 8 minutes at Wyoming ... tallied 1 rebound and 1 assist in 6 minutes at Air Force ... recorded 2 rebounds, 2 assists and 1 point in 14 minutes against New Mexico ... pulled down 1 rebound in 7 minutes against San Diego State ... played 7 minutes at Utah, recording 1 rebound and 1 block ... his rejection came at the end of the first half to preserve a 26-23 Cougar lead going into the break ... saw 8 minutes of action at UNLV, recording 1 assist ... played double-figure minutes for the seventh time this season with 10 minutes against Colorado State, recording 1 assist ... drained his only three-point attempt of the night to score 3 points in 10 minutes at Wake Forest ... went 2-for-3 from the floor to score 4 points in 6 minutes while adding 1

steal against Loyola Marymount ... had 1 assist and 1 rebound in 6 minutes at Boise State ... had 3 points, 1 rebound, 1 assist and 1 steal in 9 minutes vs. Southern Utah ... scored 8 points on 2-for-4 shooting from the field and career-high 3-for-4 shooting from the free-throw line against Pepperdine while tying his personal best with 3 assists and adding 2 rebounds, 1 steal and the first block of his career in 14 minutes ... recorded 5 points and 2 assists in 10 minutes against Lamar, the fourth time this year he has played double-digit minutes ... played 2 minutes against No. 9 Michigan State ... made his second three-pointer of the season to score 3 points while tying his career high with 3 assists in 13 minutes against Weber State ... played 3 minutes against No. 1 North Carolina, missing his only shot attempt ... played 9 minutes against No. 6 Louisville, tying his career high with 3 assists ... recorded his first points as a Cougar with a 15-point outburst in 20 minutes vs. Jackson State ... added a season-best 4 rebounds and his first assists and steals as a Cougar with 3 and 2, respectively ... made 6-of-9 shots from the floor and was perfect on his 2 attempts from the line ... played 4 minutes against Idaho State in his Marriott Center debut ... made his collegiate debut at Long Beach State with 3 rebounds in 11 minutes of action playing the back-up point guard ... contributed across the board in exhibition play with 4.5 points, 3.0 rebounds, 2.0 rebounds and 1.5 steals per game ... played 16 minutes against Bryant, posting 5 points, 3 assists, 2 steals and 1 rebound ... recorded 4 points, 3 rebounds and 3 assists against Laval.


PALO VERDE HIGH SCHOOL: Led Palo Verde High School to a share of the Sunset Northwest League title and a 21-5 overall record as a senior ... earned Sunset Northwest First Team and All-Sunset Region Second Team accolades ... averaged 16.2 points, 4.0 rebounds, 3.3 assists and 2.4 steals while helping the Panthers advance to the Sunset Regional semifinals ... led the Sunset Northwest League in steals and assists, ranked second in scoring and three-pointers made, finished third in blocks and was fifth in rebounds ... ranked in the top 10 in steals, top 20 in scoring and top 25 in assists among all players in Nevada ... Played for the Las Vegas Prospects AAU team under head coach Anthony Brown.

MICHAEL LOYD, JR. CAREER TOTALS

Game-by-game Loyd statistics on page 37

YEAR	GP	GS	MIN	AVG	FG	FGA	PCT	3FG	3FGA	3PCT	FT	FTA	PCT	OFF	DEF	TOT	AVG	PF	FO	A	AVG	TO	BLK	STL	PTS	AVG
2007-08	35	0	647	18.5	83	204	.407	43	128	.336	35	41	.854	8	29	37	1.1	44	0	61	1.7	41	3	27	244	7.0
Total	35	0	647	18.5	83	204	.407	43	128	.336	35	41	.854	8	29	37	1.1	44	0	61	1.7	41	3	27	244	7.0

PERSONAL: Parents are Michael and Pamela Loyd ... has two brothers ... father played at UNLV from 1978-81 ... enjoys ping-pong, bowling and pool ... favorite actor is Denzel Washington ... sports hero is Kobe Bryant ... attended BYU summer camps since junior high school ... also recruited by Santa Clara, Northern Iowa, Northern Arizona and Idaho ... sociology major.





LOGAN MAGNUSSON

FORWARD

JUNIOR • 6-6 • 210

HEBER CITY, UTAH

(SALT LAKE C.C.)

12

SUMMARY: Known for his versatility and toughness, Logan Magnusson comes to BYU having won at Wasatch High School, Dixie State and Salt Lake Community College. At Wasatch he won two state titles and was twice named first-team all-state. At Dixie State his freshman year he helped lead the Rebels to the Region 18 championship game. Last season he did it all for SLCC, averaging 8.3 points, 5.6 rebounds and 3.5 assists while helping lead the Bruins to the NJCAA Division I National Title.

SALT LAKE COMMUNITY COLLEGE: Started for Norm Parrish at SLCC in 2008-09 ... helped lead the Bruins to the 2009 NJCAA Division I National Title, the first in program history, and a 31-6 overall record ... SLCC defeated four top 10 opponents in the NJCAA National Tournament ... started in 31 of 34 games ... averaged 8.3 points, 5.6 rebounds and a team-best 3.5 assists ... shot .530 from the field, .464 from downtown and .794 from the free throw line ... named honorable mention all-region.

DIXIE STATE COLLEGE: Averaged 8.8 points, 6.5 rebounds and 2.8 assists at Dixie State College while playing for Jon

Judkins ... helped the Rebels to a 21-12 record and a trip to the Region 18 championship game.

WASATCH HIGH SCHOOL: Played for his father, Lonnie Magnusson ... named first-team all-state by the Deseret News as a senior while averaging 15 points, 8 rebounds and 4 assists ... as a junior earned first-team all-state honors from the Deseret News while averaging 11.2 points and 6.4 rebounds ... named honorable mention all-state by the Deseret News as a sophomore ... helped lead Wasatch High School to back-to-back state titles in 2003 and 2004 ... also played for Chris Jones for the Utah Heat and for Todd Phillips for the Utah Pump-N-Run club teams.

PERSONAL: Parents are Lonnie and Lori Magnusson ... has two brothers and one sister ... older brothers Lance and Luke played basketball at Snow College ... served a mission for The Church of Jesus Christ of Latter-day Saints in Vancouver, British Columbia ... an exercise science major.



BROCK ZYLSTRA

GUARD/FORWARD

FRESHMAN • 6-6 • 205

LA VERNE, CALIF.

(BONITA HS)

13

SUMMARY: Brock Zylstra is part of a competitive group of young wing players on the Cougar roster. The freshman has good size and is a proven all-around player out of Bonita High School in La Verne, Calif., where he averaged 22 points, 12 rebounds three steals and one block as a senior while earning his second Miramonte League MVP award.

REDSHIRT (2006-07): Redshirted in 2006-07 as a freshman prior to serving an LDS Church mission.

ALOHA HIGH SCHOOL: Averaged 22 points, 12 rebounds, three steals and one block per game as a senior at Bonita HS ... named first-team All-CIF as both a junior and a senior ... selected as the Most Valuable Player of the Miramonte League for the second year in a row and the league Player of the Year by the San Gabriel Valley Tribune in addition to being named first-team All-League by the Inland Valley Daily Bulletin as a senior ... also named the team MVP and school Athlete of the Year after breaking school records in scoring, three-pointers made and steals ... jersey retired following the 2005-06 season

... Miramonte League MVP as a junior ... also earned first-team All-San Gabriel Valley (Tribune) and second-team All-Inland Valley (Daily Bulletin) recognition ... multiple tournament MVP and all-tournament citations ... coached by Greg Eckler ... also named all-league twice in golf ... active in choir, Boy's Athletic Association and Letterman's Club ... named to the Principal's Honor Roll all four years ... received the Order of Merit for students above a 4.0 GPA and the President's Award for Educational Excellence ... Exemplary and Life member of the California Scholastic Federation.

PERSONAL: Parents are Dave and Maxine Zylstra ... served a mission for The Church of Jesus Christ of Latter-day Saints in New Zealand ... dad played football and basketball in college ... began playing basketball at the age of five ... enjoys golf ... sports hero is Tiger Woods because no athlete in recent memory has dominated a sport like he has ... recruited by Yale, Harvard, UC Davis, UC Irvine, UC Santa Barbara and Dartmouth ... pre-business management major.




BRANDON DAVIES

SUMMARY: An athletic big man and excellent low post scorer, Davies helped lead Provo High School to back-to-back 4A state titles as a sophomore and junior and a second-place finish as a senior. Known for his ability to run the floor and his soft hands, Davies earned first-team all-state honors his senior year.

PROVO HIGH SCHOOL: Played for Craig Drury at Provo High School ... helped lead the Bulldogs to state titles as a sophomore and junior and a second-place finish as a senior ... named first-team all-state by the Salt Lake Tribune and Deseret News as a senior ... averaged 14.0 points and 6.0 rebounds while leading Provo to a 17-1 record, including 10-0 in region place ... named to Long Beach Press-Telegram Best in the West Second Team played in Utah Valley All-Star Classic and earned

MVP honors ... played in UBCA All-Star game ... played for Mike OConnor, Todd Phillips and John Palica for Utah Pump-N-Run club team.

PERSONAL: Mother is Linda Kathleen Davies ... has one brother and one sister ... lists Dwight Howard as his sports hero ... also recruited by Utah, Gonzaga, Utah State, Cal Berkeley, Washington State, Penn State and Santa Clara.



FORWARD

FRESHMAN • 6-9 • 230

**PROVO, UTAH
(PROVO HS.)**

0

TYLER HAWS

SUMMARY: One of the most successful high school basketball players in the state of Utah, Tyler Haws is a versatile and high-energy wing player. Known for his shooting ability, Haws is only the second player in state history to be named Mr. Basketball twice. He led Lone Peak High School to two state titles and a runner-up finish and concluded his career at Lone Peak as the all-time leading scorer with 1,772 points.

LONE PEAK HIGH SCHOOL: Played for Quincy Lewis at Lone Peak High School where he was the all-time leading scorer (1,772 points) ... named Deseret News Mr. Basketball as a junior and senior, only the second in the history of the state to earn the honor in back-to-back years ... named 5A state MVP as a junior and senior by the Salt Lake Tribune and as a sophomore by the Deseret News ... led Lone Peak to state titles as a sophomore and junior and a second-place finish as a senior ... named Daily Herald All-Valley Player of the Year as junior and a senior ... named Gatorade Utah Boys Basketball Player of the Year as a junior and senior ... named Multiple Sclerosis Utah High School Athlete of the Year ... averaged

23.6 points, 8.3 rebounds and 2.7 assists as a senior (22-3 record), 20.6 points, 4.6 rebounds and 3.1 assists as a junior (23-2 record) and 18.8 points as a sophomore (24-1 record) ... named Region 4 MVP in 2007, 2008 and 2009 ... named Utah County Offensive MVP in 2007 and player of the year in 2008 and 2009 ... participated in the NBA Top 100 camp in Charlottesville, Va., and the Reebok All-America camp in Philadelphia in summer of 2008 ... named to Long Beach Press-Telegram Best in the West Second Team ... played in Academic All-American Classic ... named to USA All-Star team in USA vs. Florida All-Star game ... played for Dave Hammer for Salt Lake Metro club team.

PERSONAL: Parents are Marty and Tiffanie Haws ... born in Belgium ... father Marty Haws played point guard for BYU from 1986-90 ... has one brother and one sister ... plans to study business ... lists interests as art, golf and fishing ... also recruited by Stanford, Cal, Utah, Wake Forest, Davidson, Harvard and Penn.



GUARD

FRESHMAN • 6-5 • 200

**ALPINE, UTAH
(LONE PEAK HS)**

23



CHRIS MILES CAREER STATISTICS

MILES 2008-09 GAME-BY-GAME

OPPONENT	DATE	GS	MIN	FG	FGA	PCT	3FG	FGA	PCT	FT	FTA	PCT	OFF	DEF	TOT	AVG	PF	FO	A	TO	BLK	STL	PTS	AVG
LONG BEACH STATE	11/14/08	*	25	3	6	.500	0	0	.000	3	11	.273	1	5	6	6.0	3	0	0	2	0	0	9	9.0
at Pepperdine	11/18/08	*	20	3	5	.600	0	0	.000	4	5	.800	0	3	3	4.5	0	0	0	2	0	1	10	9.5
NORTH FLORIDA	11/20/08	*	20	4	6	.667	0	0	.000	1	3	.333	1	2	3	4.0	2	0	1	0	0	0	9	9.3
RICE	11/21/08	*	16	1	1	1.000	0	0	.000	1	2	.500	2	3	5	4.3	3	0	3	2	0	0	3	7.8
CAL POLY	11/22/08	*	28	12	17	.706	0	0	.000	0	0	.000	2	4	6	4.6	5	1	1	1	2	1	24	11.0
at Idaho State	11/29/08	*	25	1	1	1.000	0	0	.000	2	2	1.000	2	3	5	4.7	4	0	2	1	1	2	4	9.8
at Weber State	12/03/08	*	18	4	5	.800	0	0	.000	0	0	.000	1	2	3	4.4	1	0	0	0	2	0	8	9.6
vs Utah State	12/06/08	*	18	3	3	1.000	0	0	.000	0	0	.000	1	0	1	4.0	4	0	1	1	1	1	6	9.1
BOISE STATE	12/10/08	*	13	0	2	.000	0	0	.000	0	0	.000	1	3	4	4.0	3	0	2	2	2	0	0	8.1
PORTLAND	12/13/08	*	23	6	7	.857	0	0	.000	0	2	.000	1	2	3	3.9	2	0	4	2	0	2	12	8.5
vs Arizona State	12/20/08	*	26	3	3	1.000	0	0	.000	1	3	.333	0	2	2	3.7	3	0	1	2	0	0	7	8.4
at Tulsa	12/30/08	*	25	2	4	.500	0	0	.000	3	6	.500	3	4	7	4.0	3	0	2	0	0	0	7	8.3
WAKE FOREST	01/03/09	*	17	1	3	.333	0	0	.000	0	0	.000	2	2	4	4.0	5	1	3	1	0	0	2	7.8
WESTERN OREGON	01/06/09	*	16	1	3	.333	0	0	.000	1	2	.500	2	4	4	4.0	1	0	0	3	0	2	3	7.4
at Colorado State	01/10/09	*	21	2	3	.667	0	0	.000	2	3	.667	1	2	3	3.9	2	0	2	2	2	2	6	7.3
TCU	01/13/09	*	25	1	3	.333	0	0	.000	0	0	.000	0	1	1	3.8	2	0	2	1	1	0	2	7.0
at New Mexico	01/17/09	*	20	3	3	1.000	0	0	.000	1	4	.250	2	1	3	3.7	3	0	0	4	1	0	7	7.0
UNLV	01/21/09	*	20	0	2	.000	0	0	.000	0	0	.000	3	3	6	3.8	2	0	0	3	0	0	0	6.6
SAN DIEGO STATE	01/24/09	*	24	3	3	1.000	0	0	.000	2	3	.667	1	0	1	3.7	4	0	1	1	0	0	8	6.7
at Utah	01/27/09	*	37	6	10	.600	0	0	.000	2	9	.222	2	4	6	3.8	4	0	2	2	0	3	14	7.1
WYOMING	01/31/09	*	30	5	8	.625	0	0	.000	2	4	.500	0	4	4	3.8	3	0	3	1	1	2	12	7.3
at Air Force	02/03/09	*	21	3	6	.500	0	0	.000	4	4	1.000	0	4	4	3.8	3	0	1	0	1	1	10	7.4
COLORADO STATE	02/11/09	*	16	4	6	.667	0	0	.000	0	0	.000	2	0	2	3.7	2	0	2	2	0	0	8	7.4
at TCU	02/14/09	*	28	3	4	.750	0	0	.000	2	3	.667	1	2	3	3.7	4	0	3	3	1	1	8	7.5
NEW MEXICO	02/17/09	*	12	1	5	.200	0	0	.000	3	4	.750	2	2	4	3.7	4	0	2	1	1	0	5	7.4
at UNLV	02/21/09	*	19	5	9	.556	0	0	.000	0	0	.000	2	3	5	3.8	2	0	0	1	2	0	10	7.5
at SAN DIEGO STATE	02/24/09	*	18	1	3	.333	0	0	.000	0	0	.000	1	1	2	3.7	2	0	0	1	1	0	2	7.3
UTAH	02/28/09	*	33	4	9	.444	0	0	.000	5	6	.833	3	5	8	3.9	4	0	0	0	2	1	13	7.5
at Wyoming	03/04/09	*	24	1	7	.143	0	0	.000	2	2	1.000	5	3	8	4.0	3	0	0	3	1	1	4	7.3
AIR FORCE	03/07/09	*	16	0	1	.000	0	0	.000	0	0	.000	1	1	2	3.9	2	0	0	1	1	0	0	7.1
vs Air Force	03/12/09	*	28	4	5	.800	0	0	.000	3	6	.500	1	2	3	3.9	2	0	0	0	2	1	11	7.2
vs San Diego State	03/13/09	*	25	2	4	.500	0	0	.000	3	6	.500	4	3	7	4.0	2	0	3	0	1	0	7	7.2
vs Texas A&M	03/19/09	*	18	2	8	.250	0	0	.000	0	1	.000	2	2	4	4.0	1	0	1	1	0	2	4	7.1
Totals			33	725	94	165	.570	0	0	.000	47	91	.516	50	82	132	4.0	90	2	42	46	23	235	7.1

MILES 2007-08 GAME-BY-GAME

OPPONENT	DATE	GS	MIN	FG	FGA	PCT	3FG	FGA	PCT	FT	FTA	PCT	OFF	DEF	TOT	AVG	PF	FO	A	TO	BLK	STL	PTS	AVG
at Long Beach State	11/10/07		7	1	3	.333	0	0	.000	0	0	.000	1	2	3	3.0	2	0	0	0	0	0	2	2.0
IDAHO STATE	11/14/07		3	0	0	.000	0	0	.000	0	0	.000	0	0	0	1.5	0	0	0	1	0	0	1	1.0
JACKSON STATE	11/16/07		9	2	4	.500	0	0	.000	4	4	1.000	1	2	3	2.0	2	0	0	0	2	0	8	3.3
HARTFORD	11/20/07		7	1	2	.500	0	0	.000	2	2	1.000	0	0	0	1.5	2	0	0	1	0	0	4	3.5
vs No. 6 Louisville	11/23/07		DNP																					
vs No. 1 North Carolina	11/24/07		5	0	0	.000	0	0	.000	0	0	.000	1	0	1	1.4	2	0	1	0	0	0	0	2.8
at Portland	12/01/07		10	0	2	.000	0	0	.000	1	2	.500	1	4	5	2.0	2	0	0	2	1	0	1	2.5
WEBER STATE	12/05/07		6	1	1	1.000	0	0	.000	0	2	.000	0	1	1	1.9	2	0	0	1	0	1	2	2.4
vs No. 9 Michigan State	12/08/07		1	0	0	.000	0	0	.000	0	0	.000	0	0	0	1.6	1	0	1	0	0	0	0	2.1
LAMAR	12/12/07		5	0	2	.000	0	0	.000	2	4	.500	0	1	1	1.6	1	0	0	0	0	0	2	2.1
PEPPERDINE	12/15/07		1	0	0	.000	0	0	.000	0	0	.000	0	0	0	1.4	0	0	1	0	0	1	0	1.9
SOUTHERN UTAH	12/21/07		8	1	1	1.000	0	0	.000	0	1	.000	0	0	0	1.3	1	0	0	0	0	0	2	1.9
at BOISE STATE	12/29/07		1	0	1	.000	0	0	.000	0	0	.000	0	1	1	1.3	1	0	0	0	1	0	0	1.8
LOYOLA MARYMOUNT	01/03/08		9	1	3	.333	0	0	.000	0	0	.000	2	2	4	1.5	3	0	2	2	1	1	2	1.8
at Wake Forest	01/08/08		15	1	2	.500	0	0	.000	1	4	.250	1	0	1	1.4	1	0	4	2	1	0	3	1.9
COLORADO STATE	01/12/08		18	1	2	.500	0	0	.000	3	9	.333	3	3	6	1.7	2	0	1	0	0	0	5	2.1
at UNLV	01/15/08		17	4	7	.571	0	0	.000	1	4	.250	0	1	1	1.7	1	0	0	1	0	0	9	2.5
at Utah	01/19/08		13	1	6	.167	0	0	.000	0	0	.000	1	2	3	1.8	2	0	0	0	1	0	2	2.5
SAN DIEGO STATE	01/23/08		7	0	0	.000	0	0	.000	0	0	.000	0	0	0	1.7	1	0	3	1	0	1	0	2.3
NEW MEXICO	01/26/08		12	2	4	.500	0	0	.000	1	3	.333	2	1	3	1.7	4	0	1	4	0	0	5	2.5
at Air Force	01/30/08		8	0	1	.000	0	0	.000	0	0	.000	1	2	3	1.8	0	0	0	0	0	0	0	2.4
at Wyoming	02/02/08		5	1	2	.500	0	0	.000	0	0	.000	1	0	1	1.8	2	0	0	0	0	0	2	2.3
TCU	02/06/08		4	2	3	.667	0	0	.000	0	0	.000	0	0	0	1.7	0	0	2	0	0	0	4	2.4
at Colorado State	02/13/08		15	0	1	.000	0	0	.000	0	0	.000	1	0	1	1.7	5	1	1	1	0	1	0	2.3
UNLV	02/16/08		10	3	4	.750	0	0	.000	0	0	.000	2	0	2	1.7	4	0	0	0	2	0	6	2.5
UTAH	02/20/08		7	2	3	.667	0	0	.000	1	2	.500	0	2	2	1.7	2	0	0	1	0	0	5	2.6
at San Diego State	02/23/08		16	1	2	.500	0	0	.000	2	4	.500	0	0	0	1.6	3	0	0	1	1	1	4	2.6
at New Mexico	02/26/08		10	0	1	.000	0	0	.000	1	2	.500	0	1	1	1.6	1	0	1	0	0	1	1	2.6
AIR FORCE	03/01/08		11	2	3	.667	0	0	.000	0	0	.000	1	1	2	1.6	0	0	1	1	0	0	4	2.6
WYOMING	03/05/08		7	0	3	.000	0	0	.000	0	0	.000	0	0	0	1.6	4	0	0	2	0	0	0	2.5
at TCU	03/08/08		7	0	0	.000	0	0	.000	0	0	.000	0	4	4	1.6	1	0	0	0	1	0	0	2.4
vs Colorado State	03/13/08		12	0	3	.000	0	0	.000	3	7	.429	1	1	2	1.6	1	0	0	0	1	0	3	2.5
vs San Diego State	03/14/08		9	3	3	1.000	0	0	.000	0	0	.000	0	1	1	1.6	1	0	1	0	1	1	6	



INDIVIDUAL CAREER STATISTICS

SAN DIEGO STATE	01/08/05	*	25	4	12	.333	0	0	.000	0	0	.000	3	2	5	2.1	2	0	0	1	1	0	8	2.3		
MONTANA STATE-BILLINGS	01/11/05		16	3	10	.300	0	0	.000	1	2	.500	2	1	3	2.2	1	0	2	0	1	1	7	2.6		
at Colorado State	01/15/05	*	19	3	6	.500	0	0	.000	2	2	1.000	5	2	7	2.5	4	0	1	0	1	0	8	2.9		
at Wyoming	01/17/05	*	3	0	2	.000	0	0	.000	0	0	.000	0	0	0	2.4	2	0	0	0	0	0	0	2.8		
AIR FORCE	01/22/05		DNP																							
NEW MEXICO	01/24/05		7	0	0	.000	0	0	.000	0	0	.000	0	1	1	2.3	1	0	0	2	0	0	0	2.6		
No. 25 UTAH	01/31/05		8	0	2	.000	0	0	.000	0	0	.000	0	0	0	2.2	2	0	0	0	1	0	0	2.5		
at UNLV	02/05/05		8	1	2	.500	0	0	.000	0	0	.000	1	2	3	2.2	1	0	0	1	1	0	2	2.5		
at SAN DIEGO STATE	02/07/05		18	0	0	.000	0	0	.000	1	2	.500	3	1	4	2.3	3	0	3	1	2	0	1	2.4		
WYOMING	02/12/05		14	2	5	.400	0	0	.000	2	.000	1	5	6	2.5	1	0	0	1	0	0	0	4	2.5		
COLORADO STATE	02/14/05		25	1	4	.250	0	0	.000	1	1	1.000	0	1	1	2.4	3	0	1	2	4	0	3	2.5		
at New Mexico	02/19/05	*	23	2	2	1.000	0	0	.000	1	2	.500	1	1	2	2.4	4	0	3	1	1	0	5	2.6		
at Air Force	02/21/05		23	2	4	.500	0	0	.000	3	5	.600	2	1	3	2.4	4	0	0	1	2	0	7	2.8		
at No. 13 Utah	02/26/05		36	2	6	.333	0	0	.000	2	2	1.000	1	2	3	2.4	3	0	1	1	3	1	6	2.9		
UNLV	03/05/05	*	18	0	2	.000	0	0	.000	0	0	.000	0	1	1	2.4	1	0	1	1	1	0	0	2.8		
vs New Mexico	03/10/05		3	0	0	.000	0	0	.000	0	0	.000	0	0	0	2.3	1	0	0	1	0	0	2.7			
Totals			6	382	29	81	.358	0	0	.000	17	24	.708	28	36	64	2.3	54	0	19	20	30	5	75	2.7	

MILES VS. THE MOUNTAIN WEST CONFERENCE

TEAM	GP	GS	MIN	AVG	FG	FGA	PCT	3FG	FGA	PCT	FT	FTA	PCT	OFF	DEF	TOT	AVG	PF	FO	A	TO	BLK	STL	PTS	AVG	W-L
Air Force	6	3	107	17.8	11	20	.550	0	0	.000	10	15	.667	6	11	17	2.8	11	0	2	3	6	2	32	5.3	5-1
Colorado State	7	3	126	18.0	11	25	.440	0	0	.000	11	22	.500	13	9	22	3.1	19	1	8	7	8	3	33	4.7	6-1
New Mexico	7	3	87	12.4	8	15	.533	0	0	.000	7	15	.467	7	7	14	2.0	18	0	7	13	3	1	23	3.3	4-3
San Diego State	8	4	142	17.8	14	27	.519	0	0	.000	8	15	.533	12	8	20	2.5	18	0	11	6	7	3	36	4.5	4-4
TCU	4	2	64	16.0	6	10	.600	0	0	.000	2	3	.667	1	7	8	2.0	7	0	7	4	3	1	14	3.5	4-0
UNLV	7	3	97	13.9	13	26	.500	0	0	.000	1	4	.250	8	10	18	2.6	13	0	1	8	6	0	27	3.9	3-4
Utah	6	2	134	22.3	15	36	.417	0	0	.000	10	19	.526	7	15	22	3.7	17	0	3	4	7	5	40	6.7	3-3
Wyoming	6	3	83	13.8	9	27	.333	0	0	.000	4	8	.500	7	12	19	3.2	15	0	3	7	2	3	22	3.7	4-2

MILES IN THE MWC TOURNAMENT

YEAR	GP	GS	MIN	AVG	FG	FGA	PCT	3FG	FGA	PCT	FT	FTA	PCT	OFF	DEF	TOT	AVG	PF	FO	A	TO	BLK	STL	PTS	AVG	W-L
2005	1	0	3	3.0	0	0	.000	0	0	.000	0	0	.000	0	0	0	0.0	1	0	0	1	0	0	0	0.0	0-1
2008	3	0	26	8.7	3	6	.500	0	0	.000	3	7	.429	1	2	3	1.0	4	0	1	1	2	1	9	3.0	2-1
2009	2	2	53	26.5	6	9	.667	0	0	.000	6	12	.500	5	5	10	5.0	4	0	3	0	3	1	18	9.0	1-1
Totals	6	2	82	13.7	9	15	.600	0	0	.000	9	19	.474	6	7	13	2.2	9	0	4	2	5	2	27	4.5	3-3

MILES IN THE NCAA TOURNAMENT

YEAR	GP	GS	MIN	AVG	FG	FGA	PCT	3FG	FGA	PCT	FT	FTA	PCT	OFF	DEF	TOT	AVG	PF	FO	A	TO	BLK	STL	PTS	AVG	W-L
2008	1	0	11	11.0	1	3	.333	0	0	.000	0	1	.000	0	0	0	0.0	2	0	0	0	0	0	2	2.0	0-1
2009	1	1	18	18.0	2	8	.250	0	0	.000	0	1	.000	2	2	4	4.0	1	0	1	1	0	2	4	4.0	0-1
Totals	2	1	29	14.5	3	11	.273	0	0	.000	0	2	.000	2	2	4	2.0	3	0	1	1	0	2	6	3.0	0-2

JONATHAN TAVERNARI CAREER STATISTICS

TAVERNARI 2008-09 GAME-BY-GAME

OPPONENT	DATE	GS	MIN	FG	FGA	PCT	3FG	FGA	PCT	FT	FTA	PCT	OFF	DEF	TOT	AVG	PF	FO	A	TO	BLK	STL	PTS	AVG	
LONG BEACH STATE	11/14/08	*	34	8	21	.381	2	9	.222	1	2	.500	2	5	7	7.0	3	0	5	2	0	0	19	19.0	
at Pepperdine	11/18/08	*	32	7	13	.538	3	7	.429	0	0	.000	1	9	10	8.5	3	0	1	2	1	3	17	18.0	
NORTH FLORIDA	11/20/08	*	24	10	16	.625	5	10	.500	0	0	.000	0	5	5	7.3	2	0	4	0	0	1	25	20.3	
RICE	11/21/08	*	29	7	16	.438	3	8	.375	1	2	.500	1	4	5	6.8	2	0	1	1	0	3	18	19.8	
CAL POLY	11/22/08	*	26	0	11	.000	0	7	.000	0	0	.000	1	9	10	7.4	3	0	3	1	0	1	0	15.8	
at Idaho State	11/29/08	*	39	10	17	.588	2	7	.286	1	2	.500	1	5	6	7.2	2	0	4	1	0	2	23	17.0	
at Weber State	12/03/08	*	27	4	13	.308	1	7	.143	2	2	1.000	1	6	7	7.1	1	0	6	1	0	1	11	16.1	
vs Utah State	12/06/08	*	39	7	17	.412	3	9	.333	7	8	.875	2	7	9	7.4	3	0	1	1	1	4	24	17.1	
BOISE STATE	12/10/08	*	26	5	12	.417	3	6	.500	0	0	.000	0	8	8	7.4	1	0	2	0	1	1	13	16.7	
PORTLAND	12/13/08	*	28	7	14	.500	5	11	.455	6	6	1.000	1	5	6	7.3	2	0	2	0	2	0	1	25	17.5
vs Arizona State	12/20/08	*	34	10	19	.526	4	10	.400	0	0	.000	0	4	4	7.0	2	0	4	4	1	1	24	18.1	
at Tulsa	12/30/08	*	36	9	17	.529	2	5	.400	0	0	.000	2	8	10	7.3	2	0	1	2	1	4	20	18.3	
WAKE FOREST	01/03/09	*	36	7	17	.412	4	13	.308	0	0	.000	4	5	9	7.4	2	0	0	1	0	0	18	18.2	
WESTERN OREGON	01/06/09	*	27	8	15	.533	2	5	.400	4	6	.667	2	7	9	7.5	0	0	1	1	1	3	22	18.5	
at Colorado State	01/10/09	*	17	3	9	.333	1	2	.500	0	0	.000	1	4	5	7.3	3	0	1	2	0	1	7	17.7	
TCU	01/13/09	*	26	6	13	.462	2	7	.286	0	0	.000	0	2	2	7.0	3	0	1	1	1	2	14	17.5	
at New Mexico	01/17/09	*	31	5	14	.357	3	7	.429	0	0	.000	1	5	6	6.9	2	0	2	2	0	1	13	17.2	
UNLV	01/21/09	*	38	7	22	.318	3	10	.300	4	4	1.000	3	10	13	7.3	2	0	1	3	0	5	21	17.4	
SAN DIEGO STATE	01/24/09	*	36	5	10	.500	4	7	.571	2	2	1.000	0	4	4	7.1	2	0	3	1	1	1	16	17.4	
at Utah	01/27/09	*	39	5	13	.385	2	6	.333	2	2	1.000	2	4	6	7.1	3	0	0	2	0	1	14	17.2	
WYOMING	01/31/09	*	23	2	8																				

INDIVIDUAL CAREER STATISTICS



vs No. 1 North Carolina	11/24/07	*	38	6	20	.300	6	16	.375	0	0	.000	2	2	4	6.0	2	0	0	2	1	2	18	16.5	
at Portland	12/01/07	*	25	5	14	.357	3	10	.300	0	0	.000	0	3	3	5.6	1	0	0	0	0	2	13	16.0	
WEBER STATE	12/05/07	*	27	6	13	.462	2	6	.333	0	0	.000	0	3	3	5.3	2	0	2	1	1	1	14	15.8	
vs No. 9 Michigan State	12/08/07	*	31	3	11	.273	2	6	.333	0	0	.000	2	2	4	5.1	1	0	0	2	0	1	8	14.9	
LAMAR	12/12/07		25	4	12	.333	1	6	.167	2	2	1.000	1	7	8	5.4	2	0	1	3	1	0	11	14.5	
PEPPERDINE	12/15/07		22	4	12	.333	2	8	.250	0	0	.000	1	3	4	5.3	3	0	2	3	2	1	10	14.1	
SOUTHERN UTAH	12/21/07		27	9	15	.600	1	3	.333	0	0	.000	3	3	6	5.3	2	0	2	4	2	2	19	14.5	
at BOISE STATE	12/29/07		21	1	8	.125	0	6	.000	2	2	1.000	1	5	6	5.4	1	0	1	2	1	0	4	13.7	
LOYOLA MARYMOUNT	01/03/08		18	6	13	.462	5	10	.500	0	0	.000	3	5	8	5.6	4	0	2	3	0	3	17	13.9	
at Wake Forest	01/08/08	*	30	2	11	.182	2	9	.222	3	4	.750	2	6	8	5.7	2	0	1	4	0	1	9	13.6	
COLORADO STATE	01/12/08		27	9	17	.529	5	9	.556	2	2	1.000	1	5	6	5.8	1	0	1	3	0	0	25	14.3	
at UNLV	01/15/08	*	26	1	9	.111	1	5	.200	0	0	.000	1	2	3	5.6	2	0	0	3	1	2	3	13.6	
at Utah	01/19/08	*	24	0	6	.000	0	3	.000	0	0	.000	2	3	5	5.6	2	0	0	1	0	1	0	12.9	
SAN DIEGO STATE	01/23/08	*	22	4	14	.286	0	5	.000	2	2	1.000	0	3	3	5.4	0	0	1	1	0	1	10	12.7	
NEW MEXICO	01/26/08	*	23	7	9	.778	5	6	.833	0	0	.000	1	3	4	5.4	3	0	1	1	0	1	19	13.1	
at Air Force	01/30/08	*	35	8	15	.533	4	11	.364	2	2	1.000	1	3	4	5.3	4	0	4	1	0	3	22	13.5	
at Wyoming	02/02/08	*	36	4	14	.286	2	8	.250	0	0	.000	2	8	10	5.5	1	0	2	2	1	0	10	13.3	
TCU	02/06/08	*	25	8	13	.615	4	7	.571	0	0	.000	0	2	2	5.3	2	0	5	3	1	2	20	13.6	
at Colorado State	02/13/08	*	29	2	6	.333	2	5	.400	4	4	1.000	2	8	10	5.5	3	0	1	0	0	0	10	13.5	
UNLV	02/16/08	*	26	2	6	.333	2	2	1.000	0	0	.000	0	7	7	5.6	1	0	4	0	2	1	6	13.2	
UTAH	02/20/08	*	34	7	15	.467	3	6	.500	3	4	.750	0	4	4	5.5	2	0	3	1	0	3	20	13.4	
at San Diego State	02/23/08	*	28	5	13	.385	2	8	.250	0	0	.000	0	6	6	5.6	4	0	2	3	0	3	12	13.4	
at New Mexico	02/26/08	*	32	2	12	.167	1	7	.143	0	0	.000	0	3	3	5.5	2	0	2	2	0	0	5	13.1	
AIR FORCE	03/01/08	*	23	4	8	.500	2	4	.500	2	2	1.000	0	3	3	5.4	1	0	3	0	1	1	12	13.0	
WYOMING	03/05/08	*	30	5	12	.417	4	6	.667	4	4	1.000	1	4	5	5.4	1	0	2	0	0	5	18	13.2	
at TCU	03/08/08	*	34	6	15	.400	2	7	.286	3	4	.750	2	2	4	5.3	5	1	2	0	1	2	17	13.3	
vs Colorado State	03/13/08	*	22	5	8	.625	2	4	.500	0	0	.000	0	3	3	5.3	3	0	1	0	0	1	12	13.3	
vs San Diego State	03/14/08	*	30	3	9	.333	3	5	.600	0	0	.000	0	10	10	5.4	1	0	1	2	0	1	9	13.2	
at UNLV	03/15/08	*	34	4	13	.308	2	6	.333	0	0	.000	1	2	3	5.3	1	0	2	1	0	0	10	13.1	
vs Texas A&M	03/20/08	*	32	6	15	.400	3	9	.333	0	0	.000	0	3	3	5.3	2	0	1	0	0	1	15	13.1	
Totals			29	966	166	420	.395	88	234	.376	39	45	.867	34	150	184	5.3	70	1	53	59	16	48	459	13.1

TAVERNARI 2006-07 GAME-BY-GAME

OPPONENT	DATE	GS	MIN	FG	FGA	PCT	3FG	FGA	PCT	FT	FTA	PCT	OFF	DEF	TOT	AVG	PF	FO	A	TO	BLK	STL	PTS	AVG	
at No. 5 UCLA	11/15/06			DNP																					
IDAHO STATE	11/18/06			DNP																					
PORTLAND	11/22/06			DNP																					
SOUTHERN UTAH	11/24/06		7	1	5	.200	1	3	.333	0	0	.000	0	1	1	1.0	1	0	0	0	0	0	3	3.0	
at Boise State	11/29/06		7	1	5	.200	1	4	.250	0	0	.000	0	1	1	1.0	1	0	0	0	0	0	3	3.0	
at Weber State	12/02/06		7	1	3	.333	0	2	.000	0	0	.000	0	2	2	1.3	1	0	0	0	0	2	2	2.7	
*SAN JOSE STATE	12/06/06		7	2	5	.400	0	2	.000	0	0	.000	1	0	1	1.3	0	0	0	0	0	0	4	3.0	
vs No. 25 Michigan State	12/09/06		11	2	7	.286	1	4	.250	0	0	.000	0	1	1	1.2	1	0	1	0	0	0	5	3.4	
at Lamar	12/13/06			DNP																					
UTAH STATE	12/16/06			DNP																					
WESTERN OREGON	12/22/06		20	7	8	.875	3	4	.750	0	0	.000	1	1	2	1.3	0	0	3	0	2	4	17	5.7	
LIBERTY	12/28/06		12	2	6	.333	0	3	.000	1	2	.500	3	4	7	2.6	0	0	1	0	1	1	5	6.2	
ORAL ROBERTS	12/29/06		1	0	1	.000	0	0	.000	0	0	.000	0	0	0	2.2	0	0	0	1	0	0	0	5.2	
SETON HALL	12/30/06			DNP																					
SAN DIEGO STATE	01/06/07		2	0	0	.000	0	0	.000	0	0	.000	0	0	0	1.7	0	0	1	0	0	0	0	4.3	
TCU	01/10/07		20	6	7	.857	6	7	.857	0	0	.000	2	4	6	2.1	1	0	1	1	0	0	18	5.7	
at UNLV	01/13/07		9	2	4	.500	2	4	.500	0	1	.000	0	1	1	2.0	3	0	0	0	0	0	6	5.7	
WYOMING	01/16/07		12	4	5	.800	2	2	1.000	0	0	.000	2	4	6	2.3	0	0	0	0	0	0	10	6.1	
at Colorado State	01/20/07		7	0	2	.000	0	2	.000	0	0	.000	0	2	2	2.3	1	0	1	1	0	0	0	5.6	
at New Mexico	01/24/07		24	7	10	.700	2	3	.667	2	2	1.000	1	3	4	2.4	1	0	1	1	0	3	18	6.5	
NO. 13 AIR FORCE	01/27/07		10	0	3	.000	0	3	.000	0	0	.000	0	4	4	2.5	2	0	1	2	0	0	0	6.1	
at Utah	01/31/07		19	7	12	.583	3	7	.429	0	0	.000	0	1	1	2.4	1	0	1	0	0	1	17	6.8	
NO. 25 UNLV	02/03/07		19	3	7	.429	1	3	.333	0	1	.000	2	2	4	2.5	1	0	2	1	1	3	7	6.8	
at Wyoming	02/06/07		10	0	1	.000	0	0	.000	6	6	1.000	0	0	0	2.4	1	0	0	0	0	0	6	6.7	
at TCU	02/10/07		15	2	3	.667	0	0	.000	3	4	.750	0	3	3	2.4	3	0	0	1	0	1	7	6.7	
NEW MEXICO	02/14/07		15	4	8	.500	0	3	.000	1	1	1.000	1	3	4	2.5	1	0	1	1	0	0	9	6.9	
COLORADO STATE	02/21/07		17	1	6	.167	1	5	.200	1	2	.500	1	2	3	2.5	1	0	0	2	0	0	4	6.7	
at San Diego State	02/24/07		17	6	10	.600	5	9	.556	1	2	.500	2	5	7	2.7	5	1	0	2	1	0	2	18	7.2
at No. 20 Air Force	02/27/07		12	2	5	.400	1	3	.333	0	0	.000	0	3	3	2.7	2	0	0	2	0	0	5	7.1	
UTAH	03/03/07		15	4	4	1.000	0	0	.000	0	0	.000	2	1	3	2.8	1	0	1	1	0	1	8	7.2	
vs TCU	03/08/07		15	2	5	.400	0	2	.000	0	0	.000	3	4	7	2.9	2	0	1	2	1	0	4	7.0	
vs Wyoming	03/09/07		14	2	6	.333	0	1	.000	1	2	.500	3	3	6	3.0	0	0	1	0	3	0	5	7.0	
at No. 25 UNLV	03/10/07		11	0	3	.000	0	2	.000	0	0	.000	0	0	0	2.9	2	0	0	0	0	0	0	6.7	
vs Xavier	03/15/07		8	0	2	.000	0	0	.000	0	0	.000	0	1	1	2.9	1	0	0	0	0	0	0	6.5	
Totals			0	343	68	143	.476	29	78	.372	16	23	.696	24	56	80	2.9	33	1	17	17	8	18	181	6

TAVERNARI VS. THE MOUNTAIN WEST CONFERENCE

TEAM	GP	GS	MIN	AVG	FG	FGA	PCT	3FG	FGA	PCT	FT	FTA	PCT	OFF	DEF	TOT	AVG	PF	FO	A	TO	BLK	STL	PTS	AVG	W-L
Air Force	7	5	184	26.3	29	71	.408	13	39	.333	11	14	.786	4	32	36	5.1	16	0							



JACKSON EMERY CAREER STATISTICS

EMERY 2008-09 GAME-BY-GAME

Table with columns: OPPONENT, DATE, GS, MIN, FG, FGA, PCT, 3FG, FGA, PCT, FT, FTA, PCT, OFF, DEF, TOT, AVG, PF, FO, A, TO, BLK, STL, PTS, AVG. Lists game-by-game stats for the 2008-09 season.

EMERY 2005-06 GAME-BY-GAME

Table with columns: OPPONENT, DATE, GS, MIN, FG, FGA, PCT, 3FG, FGA, PCT, FT, FTA, PCT, OFF, DEF, TOT, AVG, PF, FO, A, TO, BLK, STL, PTS, AVG. Lists game-by-game stats for the 2005-06 season.

EMERY VS. THE MOUNTAIN WEST CONFERENCE

Table with columns: TEAM, GP, GS, MIN, AVG, FG, FGA, PCT, 3FG, FGA, PCT, FT, FTA, PCT, OFF, DEF, TOT, AVG, PF, FO, A, TO, BLK, STL, PTS, AVG, W-L. Summary stats for Mountain West Conference games.

EMERY IN THE MWC TOURNAMENT

Table with columns: YEAR, GP, GS, MIN, AVG, FG, FGA, PCT, 3FG, FGA, PCT, FT, FTA, PCT, OFF, DEF, TOT, AVG, PF, FO, A, TO, BLK, STL, PTS, AVG, W-L. Summary stats for MWC Tournament games.

INDIVIDUAL CAREER STATISTICS



EMERY IN THE NIT

YEAR	GP	GS	MIN	AVG	FG	FGA	PCT	3FG	FGA	PCT	FT	FTA	PCT	OFF	DEF	TOT	AVG	PF	FO	A	TO	BLK	STL	PTS	AVG	W-L
2006	1	1	6	6.0	0	2	.000	0	1	.000	0	0	.000	0	2	2	2.0	0	0	0	1	0	1	0	0.0	0-1
Totals	1	1	6	6.0	0	2	.000	0	1	.000	0	0	.000	0	2	2	2.0	0	0	0	1	0	1	0	0.0	0-1

EMERY IN THE NCAA TOURNAMENT

YEAR	GP	GS	MIN	AVG	FG	FGA	PCT	3FG	FGA	PCT	FT	FTA	PCT	OFF	DEF	TOT	AVG	PF	FO	A	TO	BLK	STL	PTS	AVG	W-L
2009	1	1	32	32.0	3	6	.500	2	4	.500	0	0	.000	0	1	1	1.0	4	0	1	1	0	0	8	8.0	0-1
Totals	1	1	32	32.0	3	6	.500	2	4	.500	0	0	.000	0	1	1	1.0	4	0	1	1	0	0	8	8.0	0-1

JIMMER FREDETTE CAREER STATISTICS

FREDETTE 2008-09 GAME-BY-GAME

OPPONENT	DATE	GS	MIN	FG	FGA	PCT	3FG	FGA	PCT	FT	FTA	PCT	OFF	DEF	TOT	AVG	PF	FO	A	TO	BLK	STL	PTS	AVG
LONG BEACH STATE	11/14/08		24	1	7	.143	1	4	.250	5	6	.833	0	3	3	3.0	2	0	3	2	0	0	8	8.0
at Pepperdine	11/18/08	*	32	5	10	.500	2	5	.400	4	5	.800	1	0	1	2.0	1	0	5	2	0	1	16	12.0
NORTH FLORIDA	11/20/08	*	20	2	6	.333	0	2	.000	0	0	.000	0	1	1	1.7	1	0	6	1	0	3	4	9.3
RICE	11/21/08	*	25	5	8	.625	2	3	.667	1	2	.500	1	3	4	2.3	1	0	5	2	0	3	13	10.3
CAL POLY	11/22/08	*	33	3	9	.333	1	4	.250	2	2	1.000	1	1	2	2.2	0	0	5	2	0	0	9	10.0
at Idaho State	11/29/08	*	32	6	12	.500	3	6	.500	4	4	1.000	2	2	4	2.5	1	0	6	4	0	1	19	11.5
at Weber State	12/03/08	*	35	7	10	.700	4	6	.667	0	0	.000	0	2	2	2.4	1	0	7	2	0	1	18	12.4
vs Utah State	12/06/08	*	35	6	13	.462	3	6	.500	1	3	.333	1	4	5	2.8	0	0	2	1	0	0	16	12.9
BOISE STATE	12/10/08	*	31	10	15	.667	1	2	.500	2	2	1.000	0	0	0	2.4	0	0	2	0	0	4	23	14.0
PORTLAND	12/13/08	*	29	6	7	.857	0	1	.000	5	6	.833	1	2	3	2.5	0	0	3	4	0	2	17	14.3
vs Arizona State	12/20/08	*	35	6	12	.500	2	5	.400	2	3	.667	0	0	0	2.3	3	0	4	4	0	2	16	14.5
at Tulsa	12/30/08	*	36	5	12	.417	0	2	.000	3	3	1.000	0	1	1	2.2	4	0	2	6	0	1	13	14.3
WAKE FOREST	01/03/09	*	38	9	17	.529	3	6	.500	2	3	.667	1	1	2	2.2	1	0	9	5	0	2	23	15.0
WESTERN OREGON	01/06/09	*	24	5	12	.417	0	2	.000	3	3	1.000	1	2	3	2.2	0	0	4	1	0	0	13	14.9
at Colorado State	01/10/09	*	31	6	12	.500	2	6	.333	1	1	1.000	0	3	3	2.3	0	0	4	2	0	2	15	14.9
TCU	01/13/09	*	30	4	11	.364	1	4	.250	2	2	1.000	1	3	4	2.4	4	0	6	3	0	1	11	14.6
at New Mexico	01/17/09	*	32	4	11	.364	1	4	.250	6	6	1.000	0	3	3	2.4	0	0	4	2	1	0	15	14.6
UNLV	01/21/09	*	37	6	15	.400	2	5	.400	5	7	.714	2	2	4	2.5	0	0	1	4	0	0	19	14.9
SAN DIEGO STATE	01/24/09	*	27	3	6	.500	0	3	.000	2	2	1.000	1	5	6	2.7	0	0	4	4	0	1	8	14.5
at Utah	01/27/09	*	37	6	13	.462	2	5	.400	7	8	.875	0	4	4	2.8	4	0	10	3	1	2	21	14.9
WYOMING	01/31/09	*	31	11	13	.846	4	6	.667	2	2	1.000	0	2	2	2.7	2	0	4	2	0	2	28	15.5
at Air Force	02/03/09	*	37	6	10	.600	4	5	.800	4	4	1.000	0	2	2	2.7	0	0	3	2	0	1	20	15.7
COLORADO STATE	02/11/09	*	33	5	10	.500	2	4	.500	3	3	1.000	0	3	3	2.7	1	0	4	2	0	1	15	15.7
at TCU	02/14/09	*	37	6	10	.600	1	2	.500	3	5	.600	1	4	5	2.8	1	0	5	2	0	1	16	15.7
NEW MEXICO	02/17/09	*	34	5	13	.385	0	3	.000	0	2	.000	0	6	6	2.9	2	0	6	2	0	1	10	15.4
at UNLV	02/21/09	*	37	5	14	.357	0	2	.000	3	4	.750	0	3	3	2.9	3	0	3	1	0	1	13	15.3
at SAN DIEGO STATE	02/24/09	*	36	10	19	.526	2	6	.333	6	6	1.000	2	3	5	3.0	0	0	4	4	0	5	28	15.8
UTAH	02/28/09	*	38	8	16	.500	1	3	.333	8	9	.889	0	0	0	2.9	0	0	3	1	0	2	25	16.1
at Wyoming	03/04/09	*	36	4	13	.308	1	4	.250	6	6	1.000	1	7	8	3.1	3	0	2	3	0	0	15	16.1
AIR FORCE	03/07/09	*	40	4	10	.400	1	5	.200	4	4	1.000	0	2	2	3.0	3	0	2	2	0	3	13	16.0
vs Air Force	03/12/09	*	36	5	10	.500	4	7	.571	7	7	1.000	0	3	3	3.0	2	0	2	5	1	2	21	16.2
vs San Diego State	03/13/09	*	38	5	14	.357	1	4	.250	6	7	.857	1	2	3	3.0	2	0	4	3	0	1	17	16.2
vs Texas A&M	03/19/09	*	34	5	13	.385	1	4	.250	7	10	.700	0	1	1	3.0	1	0	1	2	0	4	18	16.2
Totals		32	1090	184	383	.480	52	136	.382	116	137	.847	18	80	98	3.0	43	0	135	85	3	50	536	16.2

FREDETTE 2007-08 GAME-BY-GAME

OPPONENT	DATE	GS	MIN	FG	FGA	PCT	3FG	FGA	PCT	FT	FTA	PCT	OFF	DEF	TOT	AVG	PF	FO	A	TO	BLK	STL	PTS	AVG	
at Long Beach State	11/10/07		25	3	11	.273	3	6	.500	0	0	.000	1	0	1	1.0	1	0	3	1	0	1	9	9.0	
IDAHO STATE	11/14/07		17	4	7	.571	2	3	.667	0	0	.000	0	0	0	0.5	0	0	1	0	0	1	10	9.5	
JACKSON STATE	11/16/07		23	1	5	.200	0	2	.000	5	6	.833	0	2	2	1.0	1	0	4	1	0	4	7	8.7	
HARTFORD	11/20/07		19	6	7	.857	4	5	.800	3	3	1.000	0	0	0	0.8	3	0	2	4	0	4	19	11.3	
vs No. 6 Louisville	11/23/07		12	0	2	.000	0	2	.000	0	1	.000	0	0	0	0.6	1	0	0	0	0	0	0	0	9.0
vs No. 1 North Carolina	11/24/07		5	0	0	.000	0	0	.000	0	0	.000	0	0	0	0.5	1	0	0	0	0	0	0	7.5	
at Portland	12/01/07		18	5	7	.714	1	3	.333	0	0	.000	1	1	2	0.7	1	0	1	2	0	0	11	8.0	
WEBER STATE	12/05/07		22	0	5	.000	0	4	.000	0	0	.000	1	1	2	0.9	1	0	2	2	0	2	0	7.0	
vs No. 9 Michigan State	12/08/07		13	1	4	.250	1	4	.250	0	0	.000	0	0	0	0.8	1	0	1	1	0	0	3	6.6	
LAMAR	12/12/07		19	2	6	.333	1	4	.250	2	2	1.000	0	0	0	0.7	0	0	2	0	0	2	7	6.6	
PEPPERDINE	12/15/07		14	2	4	.500	1	2	.500	0	0	.000	0	0	0	0.6	2	0	0	2	0	0	5	6.5	
SOUTHERN UTAH	12/21/07		8	1	2	.500	0	1	.000	0	0	.000	0	0	0	0.6	1	0	0	1	0	0	2	6.1	
at BOISE STATE	12/29/07		21	4	9	.444	3	8	.375	0	0	.000	0	1	1	0.6	0	0	0	1	0	0	2	11	6.5
LOYOLA MARYMOUNT	01/03/08		14	1	6	.167	0	5	.000	5	5	1.000	0	1	1	0.6	0	0	2	0	0	2	7	6.5	
at Wake Forest	01/08/08		22	6	13	.462	3	9	.333	0	0	.000	0	0	0	0.6	2	0	0	2	0	2	15	7.1	
COLORADO STATE	01/12/08		15	1	5	.200	1	3	.333	0	0	.000	0	0	0	0.6	2	0	4	0	1	0	3	6.8	
at UNLV	01/15/08		10	1	2	.500	1	2	.500	0	0	.000	0	0	0	0.5	2	0	0	2	0	0	3	6.6	
at Utah	01/19/08		14	3	6	.500	1	4	.250	1	1	1.000	1	3	4	0.7	1	0	0	1	0	0	8	6.7	
SAN DIEGO STATE	01/23/08		23	4	8	.500	3	6	.500	0	0	.000	0	1	1	0.7	2	0	0	1	0	0	11	6.9	
NEW MEXICO	01/26/08		19	2	5	.400	2	3	.667	0	0	.000	0	1	1	0.8	1	0	6	2	1	0	6	6.9	
at Air Force	01/30/08		24	4	10	.400	2	6	.333	0	0	.000	0	0	0	0.7	3	0	2	0	0	0	10	7.0	
at Wyoming	02/02/08		22	1	5	.200	1	4	.250	0	0	.000	0	0	0	0.7	3	0	4	1	0	0	3	6.8	
TCU	02																								



FREDETTE VS. THE MOUNTAIN WEST CONFERENCE

TEAM	GP	GS	MIN	AVG	FG	FGA	PCT	3FG	FGA	PCT	FT	FTA	PCT	OFF	DEF	TOT	AVG	PF	FO	A	TO	BLK	STL	PTS	AVG	W-L
Air Force	5	3	161	32.2	23	46	.500	13	25	.520	15	15	1.000	0	10	10	2.0	10	0	10	10	1	7	74	14.8	5-0
Colorado State	5	2	107	21.4	15	33	.455	7	18	.389	5	6	.833	0	7	7	1.4	4	0	16	8	1	3	42	8.4	5-0
New Mexico	4	2	112	28.0	13	36	.361	4	15	.267	8	10	.800	1	10	11	2.8	7	0	18	9	2	2	38	9.5	3-1
San Diego State	6	3	156	26.0	23	55	.418	7	24	.292	14	15	.933	4	13	17	2.8	5	0	14	14	0	7	67	11.2	3-2
TCU	4	2	97	24.3	14	31	.452	4	12	.333	5	7	.714	2	8	10	2.5	7	0	17	9	0	3	37	9.3	4-0
UNLV	5	2	135	27.0	19	45	.422	4	13	.308	19	24	.792	4	7	11	2.2	6	0	9	9	0	3	61	12.2	1-4
Utah	4	2	111	27.8	21	42	.500	6	16	.375	20	22	.909	1	10	11	2.8	6	0	13	6	1	4	68	17.0	3-1
Wyoming	4	2	109	27.3	18	37	.486	6	17	.353	9	10	.900	1	11	12	3.0	8	0	14	6	1	4	51	12.8	4-0

FREDETTE IN THE MWC TOURNAMENT

YEAR	GP	GS	MIN	AVG	FG	FGA	PCT	3FG	FGA	PCT	FT	FTA	PCT	OFF	DEF	TOT	AVG	PF	FO	A	TO	BLK	STL	PTS	AVG	W-L
2008	3	0	60	20.0	8	17	.471	3	10	.300	7	9	.778	1	2	3	1.0	2	0	6	3	0	1	26	8.7	2-1
2009	2	2	74	37.0	10	24	.417	5	11	.455	13	14	.929	1	5	6	3.0	4	0	6	8	1	3	38	19.0	1-1
Totals	5	2	134	26.8	18	41	.439	8	21	.381	20	23	.870	2	7	9	4.0	6	0	12	11	1	4	64	12.8	3-2

FREDETTE IN THE NCAA TOURNAMENT

YEAR	GP	GS	MIN	AVG	FG	FGA	PCT	3FG	FGA	PCT	FT	FTA	PCT	OFF	DEF	TOT	AVG	PF	FO	A	TO	BLK	STL	PTS	AVG	W-L
2008	1	0	34	34.0	4	11	.364	2	8	.250	0	0	.000	1	4	5	5.0	3	0	3	0	0	0	10	10.0	0-1
2009	1	1	34	34.0	5	13	.385	1	4	.250	7	10	.700	0	1	1	3.0	1	0	1	2	0	4	18	18.0	0-1
Totals	2	1	68	34.0	9	24	.375	3	12	.250	7	10	.700	1	5	6	3.0	4	0	4	2	0	4	28	14.0	0-2

MICHAEL LOYD, JR. CAREER STATISTICS

LOYD, JR. 2007-08 GAME-BY-GAME

OPPONENT	DATE	GS	MIN	FG	FGA	PCT	3FG	FGA	PCT	FT	FTA	PCT	OFF	DEF	TOT	AVG	PF	FO	A	TO	BLK	STL	PTS	AVG	
at Long Beach State	11/10/07	11	0	3	.000	0	1	.000	0	0	.000	0	0	3	3	3.0	1	0	0	2	0	0	0	0	0.0
IDAHO STATE	11/14/07	4	0	0	.000	0	0	.000	0	0	.000	0	0	0	0	1.5	0	0	0	2	0	0	0	0	0.0
JACKSON STATE	11/16/07	20	6	9	.667	1	3	.333	2	2	1.000	1	3	4	2.3	1	0	3	2	0	2	2	15	5.0	
HARTFORD	11/20/07	9	0	0	.000	0	0	.000	0	0	.000	0	1	1	2.0	0	0	2	2	0	0	0	0	3.8	
vs No. 6 Louisville	11/23/07	9	0	0	.000	0	0	.000	0	2	.000	0	0	0	1.6	0	0	3	0	0	0	0	0	3.0	
vs No. 1 North Carolina	11/24/07	3	0	1	.000	0	1	.000	0	0	.000	0	0	0	1.3	1	0	0	0	0	0	0	0	2.5	
at Portland	12/01/07	DNP																							
WEBER STATE	12/05/07	13	1	4	.250	1	2	.500	0	0	.000	0	0	0	1.1	0	0	3	0	0	0	0	3	2.6	
vs No. 9 Michigan State	12/08/07	2	0	0	.000	0	0	.000	0	0	.000	0	0	0	1.0	0	0	0	0	0	0	0	0	2.3	
LAMAR	12/12/07	10	1	2	.500	1	2	.500	2	2	1.000	0	0	0	0.9	0	0	2	3	0	0	0	5	2.6	
PEPPERDINE	12/15/07	14	2	4	.500	1	2	.500	3	4	.750	1	1	2	1.0	0	0	3	3	1	1	1	8	3.1	
SOUTHERN UTAH	12/21/07	9	1	2	.500	0	1	.000	1	1	1.000	0	1	1	1.0	1	0	1	1	0	1	0	3	3.1	
at BOISE STATE	12/29/07	6	0	1	.000	0	0	.000	0	0	.000	0	1	1	1.0	0	0	1	1	0	0	0	0	2.8	
LOYOLA MARYMOUNT	01/03/08	6	2	3	.667	0	1	.000	0	0	.000	0	0	0	0.9	0	0	0	0	0	0	1	4	2.9	
at Wake Forest	01/08/08	10	1	2	.500	1	1	1.000	0	0	.000	0	0	0	0.9	0	0	0	0	0	0	0	3	2.9	
COLORADO STATE	01/12/08	10	0	0	.000	0	0	.000	0	0	.000	0	0	0	0.8	0	0	1	0	0	0	0	0	2.7	
at UNLV	01/15/08	8	0	1	.000	0	0	.000	0	0	.000	0	0	0	0.8	2	0	1	1	0	0	0	0	2.6	
at Utah	01/19/08	7	0	1	.000	0	0	.000	0	0	.000	0	1	1	0.8	0	0	1	0	1	0	1	0	2.4	
SAN DIEGO STATE	01/23/08	7	0	0	.000	0	0	.000	0	0	.000	0	1	1	0.8	0	0	0	1	0	0	0	0	2.3	
NEW MEXICO	01/26/08	14	0	2	.000	0	0	.000	1	2	.500	1	1	2	0.8	4	0	2	1	0	0	0	1	2.2	
at Air Force	01/30/08	6	0	0	.000	0	0	.000	0	0	.000	0	1	1	0.9	0	0	1	1	0	0	0	0	2.1	
at Wyoming	02/02/08	8	0	0	.000	0	0	.000	0	0	.000	0	0	0	0.8	0	0	1	0	0	0	0	0	2.0	
TCU	02/06/08	11	1	3	.333	0	1	.000	0	0	.000	0	1	1	0.8	0	0	1	2	0	0	0	2	2.0	
at Colorado State	02/13/08	4	0	0	.000	0	0	.000	0	0	.000	0	0	0	0.8	0	0	0	1	0	0	0	0	1.9	
UNLV	02/16/08	8	0	0	.000	0	0	.000	0	0	.000	0	1	1	0.8	0	0	2	2	0	0	1	0	1.8	
UTAH	02/20/08	3	0	3	.000	0	1	.000	0	0	.000	0	0	0	0.8	0	0	0	0	0	0	0	0	1.8	
at San Diego State	02/23/08	12	2	2	1.000	0	0	.000	0	0	.000	1	1	2	0.8	2	0	2	2	0	0	0	4	1.8	
at New Mexico	02/26/08	6	0	0	.000	0	0	.000	0	0	.000	0	0	0	0.8	2	0	0	0	0	0	0	0	1.8	
AIR FORCE	03/01/08	11	2	3	.667	2	3	.667	0	0	.000	0	3	3	0.9	2	0	3	2	0	0	0	6	1.9	
WYOMING	03/05/08	11	1	2	.500	0	1	.000	0	0	.000	0	0	0	0.8	0	0	1	1	0	1	1	2	1.9	
at TCU	03/08/08	17	1	2	.500	0	0	.000	1	2	.500	1	3	4	0.9	1	0	3	2	0	2	3	2.0		
vs Colorado State	03/13/08	8	2	2	1.000	1	1	1.000	0	0	.000	0	0	0	0.9	0	0	0	1	0	0	0	5	2.1	
vs San Diego State	03/14/08	DNP																							
at UNLV	03/15/08	5	0	1	.000	0	0	.000	0	0	.000	0	0	0	0.9	0	0	0	0	0	0	0	0	2.0	
vs Texas A&M	03/20/08	DNP																							
Totals		0	282	23	53	.434	8	21	.381	10	15	.667	5	23	28	0.9	17	0	37	33	2	9	64	2.0	

LOYD, JR. VS. THE MOUNTAIN WEST CONFERENCE

TEAM	GP	GS	MIN	AVG	FG	FGA	PCT	3FG	FGA	PCT	FT	FTA	PCT	OFF	DEF	TOT	AVG	PF	FO	A	TO	BLK	STL	PTS	AVG	W-L
Air Force	2	0	17	8.5	2	3	.667	2	3	.667	0	0	.000	0	4	4	2.0	2	0	4	3					

INDIVIDUAL CAREER STATISTICS



CHARLES ABOUO CAREER STATISTICS

ABOOU 2008-09 GAME-BY-GAME

OPPONENT	DATE	GS	MIN	FG	FGA	PCT	3FG	FGA	PCT	FT	FTA	PCT	OFF	DEF	TOT	AVG	PF	FO	A	TO	BLK	STL	PTS	AVG	
LONG BEACH STATE	11/14/08		8	0	0	.000	0	0	.000	0	0	.000	0	2	2	2.0	0	0	0	0	0	0	0	0.0	
at Pepperdine	11/18/08		13	1	2	.500	1	1	1.000	6	6	1.000	0	2	2	2.0	1	0	1	0	1	0	9	4.5	
NORTH FLORIDA	11/20/08		19	4	6	.667	0	0	.000	1	2	.500	0	4	4	2.7	1	0	1	0	0	1	9	6.0	
RICE	11/21/08		21	2	6	.333	1	2	.500	4	4	1.000	0	2	2	2.5	1	0	2	1	0	0	9	6.8	
CAL POLY	11/22/08		15	1	2	.500	0	1	.000	1	1	1.000	1	3	4	2.8	0	0	1	1	0	0	3	6.0	
at Idaho State	11/29/08		9	0	0	.000	0	0	.000	3	4	.750	0	3	3	2.8	0	0	0	1	0	0	3	5.5	
at Weber State	12/03/08		9	1	4	.250	0	2	.000	0	0	.000	2	0	2	2.7	0	0	1	1	0	0	2	5.0	
vs Utah State	12/06/08		3	0	1	.000	0	0	.000	0	0	.000	0	0	0	2.4	0	0	0	1	1	0	0	4.4	
BOISE STATE	12/10/08		19	1	2	.500	0	1	.000	1	4	.250	0	0	0	2.1	0	0	0	2	0	1	3	4.2	
PORTLAND	12/13/08		9	0	0	.000	0	0	.000	1	2	.500	0	0	0	1.9	2	0	0	1	0	0	1	3.9	
vs Arizona State	12/20/08		11	0	0	.000	0	0	.000	0	0	.000	1	1	2	1.9	4	0	1	0	0	1	0	3.5	
at Tulsa	12/30/08		25	0	1	.000	0	0	.000	1	2	.500	1	5	6	2.3	1	0	1	2	0	1	1	3.3	
WAKE FOREST	01/03/09		23	3	8	.375	1	2	.500	3	3	1.000	1	4	5	2.5	5	1	1	1	0	0	10	3.8	
WESTERN OREGON	01/06/09		19	2	6	.333	0	1	.000	0	0	.000	0	4	4	2.6	0	0	1	1	0	1	4	3.9	
at Colorado State	01/10/09		20	3	5	.600	2	3	.667	0	0	.000	1	3	4	2.7	1	0	0	2	0	0	8	4.1	
TCU	01/13/09		5	0	0	.000	0	0	.000	0	0	.000	0	0	0	2.5	1	0	0	0	0	0	0	3.9	
at New Mexico	01/17/09		8	1	3	.333	0	1	.000	1	2	.500	0	0	0	2.4	3	0	0	2	0	0	3	3.8	
UNLV	01/21/09		8	1	1	1.000	1	1	1.000	0	0	.000	0	0	0	2.2	2	0	1	0	0	0	3	3.8	
SAN DIEGO STATE	01/24/09		2	1	1	1.000	0	0	.000	0	0	.000	0	0	0	2.1	0	0	0	1	0	0	2	3.7	
at Utah	01/27/09		3	0	1	.000	0	0	.000	0	0	.000	0	0	0	2.0	0	0	0	0	0	0	0	3.5	
WYOMING	01/31/09	*	15	1	4	.250	0	1	.000	0	0	.000	0	3	3	2.0	2	0	0	1	0	0	2	3.4	
at Air Force	02/03/09		5	0	1	.000	0	0	.000	0	0	.000	0	2	2	2.0	0	0	0	0	0	0	0	3.3	
COLORADO STATE	02/11/09		17	3	5	.600	2	2	1.000	3	5	.600	0	6	6	2.2	2	0	1	0	0	0	11	3.6	
at TCU	02/14/09		6	0	1	.000	0	0	.000	0	0	.000	1	0	1	2.2	1	0	0	0	0	0	0	3.5	
NEW MEXICO	02/17/09		6	1	2	.500	0	0	.000	1	2	.500	1	0	1	2.1	1	0	0	1	1	0	3	3.4	
at UNLV	02/21/09		19	2	4	.500	0	1	.000	0	2	.000	0	0	0	2.0	1	0	1	0	0	1	4	3.5	
at SAN DIEGO STATE	02/24/09		6	0	2	.000	0	0	.000	0	0	.000	1	0	1	2.0	0	0	0	0	0	0	0	3.3	
UTAH	02/28/09		9	1	2	.500	0	0	.000	0	0	.000	0	1	1	2.0	0	0	0	0	0	0	2	3.3	
at Wyoming	03/04/09		3	0	1	.000	0	0	.000	0	0	.000	0	0	0	1.9	0	0	0	0	0	0	0	3.2	
AIR FORCE	03/07/09		5	0	1	.000	0	1	.000	0	0	.000	0	1	1	1.9	0	0	0	0	0	0	1	3.1	
vs Air Force	03/12/09		0	0	0	.000	0	0	.000	0	0	.000	0	0	0	1.8	0	0	0	0	0	0	0	3.0	
vs San Diego State	03/13/09		8	1	1	1.000	1	1	1.000	1	3	.333	2	2	4	1.9	3	0	0	2	0	2	4	3.0	
vs Texas A&M	03/19/09		6	0	2	.000	0	0	.000	0	0	.000	1	1	2	1.9	1	0	0	1	0	0	0	2.9	
Totals			1	354	30	.75	400	9	.21	429	27	.42	643	13	49	62	1.9	33	1	13	22	3	9	96	2.9

ABOOU VS. THE MOUNTAIN WEST CONFERENCE

TEAM	GP	GS	MIN	AVG	FG	FGA	PCT	3FG	FGA	PCT	FT	FTA	PCT	OFF	DEF	TOT	AVG	PF	FO	A	TO	BLK	STL	PTS	AVG	W-L
Air Force	3	0	10	3.3	0	2	.000	0	1	.000	0	0	.000	0	3	3	1.0	0	0	0	0	0	1	0	0.0	3-0
Colorado State	2	0	37	18.5	6	10	.600	4	5	.800	3	5	.600	1	9	10	5.0	3	0	1	2	0	0	19	9.5	2-0
New Mexico	2	0	14	7.0	2	5	.400	0	1	.000	2	4	.500	1	0	1	0.5	4	0	0	3	1	0	6	3.0	1-1
San Diego State	3	0	16	5.3	2	4	.500	1	1	1.000	1	3	.333	3	2	5	1.7	3	0	0	3	0	2	6	2.0	2-1
TCU	2	0	11	5.5	0	1	.000	0	0	.000	0	0	.000	1	0	1	0.5	2	0	0	0	0	0	0	0.0	2-0
UNLV	2	0	27	13.5	3	5	.600	1	2	.500	0	2	.000	0	0	0	0.0	3	0	2	0	0	1	7	3.5	0-2
Utah	2	0	12	6.0	1	3	.333	0	0	.000	0	0	.000	0	1	1	0.5	0	0	0	0	0	0	2	1.0	1-1
Wyoming	2	1	18	9.0	1	5	.200	0	1	.000	0	0	.000	0	3	3	1.5	2	0	0	1	0	0	2	1.0	2-0

ABOOU IN THE MWC TOURNAMENT

YEAR	GP	GS	MIN	AVG	FG	FGA	PCT	3FG	FGA	PCT	FT	FTA	PCT	OFF	DEF	TOT	AVG	PF	FO	A	TO	BLK	STL	PTS	AVG	W-L
2009	2	0	8	4.0	1	1	1.000	1	1	1.000	1	3	.333	2	2	4	2.0	3	0	0	2	0	2	4	2.0	1-1
Totals	2	0	8	4.0	1	1	1.000	1	1	1.000	1	3	.333	2	2	4	2.0	3	0	0	2	0	2	4	2.0	1-1

ABOOU IN THE NCAA TOURNAMENT

YEAR	GP	GS	MIN	AVG	FG	FGA	PCT	3FG	FGA	PCT	FT	FTA	PCT	OFF	DEF	TOT	AVG	PF	FO	A	TO	BLK	STL	PTS	AVG	W-L
2009	1	0	6	6.0	0	2	.000	0	0	.000	0	0	.000	1	1	2	2.0	1	0	0	1	0	0	0	0.0	0-1
Totals	1	0	6	6.0	0	2	.000	0	0	.000	0	0	.000	1	1	2	2.0	1	0	0	1	0	0	0	0.0	0-1

LAMONT MORGAN, JR. CAREER STATISTICS

MORGAN, JR. 2008-09 GAME-BY-GAME

OPPONENT	DATE	GS	MIN	FG	FGA	PCT	3FG	FGA	PCT	FT	FTA	PCT	OFF	DEF	TOT	AVG	PF	FO	A	TO	BLK	STL	PTS	AVG	
LONG BEACH STATE	11/14/08	*	24	0	3	.000	0	3	.000	0	0	.000	1	2	3	3.0	0	0	2	1	0	0	1	0	0.0
at Pepperdine	11/18/08		19	0	2	.000	0	1	.000	0	0	.000	0	3	3	3.0	4	0	2	0	0	0	1	0	0.0
NORTH FLORIDA	11/20/08		22	1	5	.200	0	3	.000	2	3	.667	0	1	1	2.3	3	0	2	4	0	0	4	1.3	
RICE	11/21/08		24	3	5	.600	2	2	1.000	2	3	.667	0	0	0	1.8	0	0	4	4	0	2	10	3.5	
CAL POLY	11/22/08		14	1	3	.333	0	0	.000	1	1	1.000	0	1	1	1.6	1	0	1	3	0	1	3	3.4	
at Idaho State	11/29/08		14	0	0	.000	0	0	.000	2	4	.500	1	2	3	1.8	3	0	1	1	0	0	2	3.2	
at Weber State	12/03/08		27	2	7	.286	1	3	.333	4	4	1.000	1	1	2	1.9	1	0	1	1	0	0	1	9	4.0
vs Utah State	12/06/08		18	0	2	.000	0	0	.000	0	0	.000	0	1	1	1.8	0	0	0	1	0	0	0	0	3.5
BOISE STATE	12/10/08		18	3	3	1.000	2	2	1.000	0	2	.000	0	2	2	1.8	0	0	2	4	0	0	1	8	4.0
PORTLAND	12/13/08		19	3	4	.750	1	1	1.000	0	0	.000	0	1	1	1.7	1	0	1	1	0	0	7	4.3	
vs Arizona State	12/20/08		10	0	0	.000	0	0	.000	0	0	.000	0	2	2	1.7	1	0	0	3	0	0	1	0	3.9
at Tulsa	12/30/08		9	1	1	1.000	0	0	.000	0	0	.000	0	1	1	1.7	0	0	0	2	0	0	0	2	3.8
WAKE FOREST	01/03/09		6	0	0	.000	0	0	.000	0	0	.000	0	4	4	1.8	1	0							



INDIVIDUAL CAREER STATISTICS

UTAH	02/28/09	2	0	0	.000	0	0	.000	0	0	.000	0	0	0	0	0	0	0	0	0	0	0	0	0	0	0	0	0	0	0	0	3.8
at Wyoming	03/04/09	6	1	2	.500	0	1	.000	0	0	.000	0	1	1	1.5	1	0	0	1	0	0	0	0	0	0	0	0	0	0	2	3.7	
AIR FORCE	03/07/09	10	1	2	.500	0	1	.000	0	0	.000	0	0	0	1.5	1	0	1	1	0	1	0	0	0	0	0	0	0	0	2	3.7	
vs Air Force	03/12/09	17	2	5	.400	1	2	.500	4	4	1.000	0	1	1	1.5	2	0	0	0	0	0	0	0	0	0	0	0	0	9	3.8		
vs San Diego State	03/13/09	4	0	3	.000	0	2	.000	0	0	.000	0	0	0	1.4	0	0	0	0	0	0	0	0	0	0	0	1	0	3.7			
vs Texas A&M	03/19/09	10	0	0	.000	0	0	.000	0	0	.000	0	0	0	1.4	1	0	4	0	0	0	0	0	0	0	1	0	3.6				
Totals		1	594	41	89	.461	14	34	.412	23	36	.639	8	37	45	14	43	0	60	45	2	15	119	3.6								

MORGAN, JR. VS. THE MOUNTAIN WEST CONFERENCE

TEAM	GP	GS	MIN	AVG	FG	FGA	PCT	3FG	FGA	PCT	FT	FTA	PCT	OFF	DEF	TOT	AVG	PF	FO	A	TO	BLK	STL	PTS	AVG	W-L
Air Force	3	0	45	15.0	4	10	.400	1	4	.250	4	4	1.000	0	2	2	0.7	5	0	3	4	0	0	13	4.3	3-0
Colorado State	2	0	47	23.5	6	10	.600	1	3	.333	0	0	.000	3	3	6	3.0	4	0	8	4	1	1	13	6.5	2-0
New Mexico	2	0	26	13.0	2	4	.500	1	2	.500	0	0	.000	0	0	0	0.0	3	0	3	1	0	1	5	2.5	1-1
San Diego State	3	0	36	12.0	4	9	.444	2	5	.400	2	2	1.000	0	0	0	0.0	2	0	5	4	1	1	12	4.0	2-1
TCU	2	0	41	20.5	0	4	.000	0	1	.000	1	4	.250	2	4	6	3.0	2	0	5	1	0	0	1	0.5	2-0
UNLV	2	0	34	17.0	2	3	.667	0	0	.000	2	2	1.000	0	1	1	0.5	6	0	5	2	0	1	6	3.0	0-2
Utah	2	0	17	8.5	2	3	.667	1	1	1.000	0	1	.000	0	1	1	0.5	1	0	2	0	0	0	5	2.5	1-1
Wyoming	2	0	32	16.0	3	6	.500	0	1	.000	1	2	.500	0	4	4	2.0	3	0	4	1	0	1	7	3.5	2-0

MORGAN, JR. IN THE MWC TOURNAMENT

YEAR	GP	GS	MIN	AVG	FG	FGA	PCT	3FG	FGA	PCT	FT	FTA	PCT	OFF	DEF	TOT	AVG	PF	FO	A	TO	BLK	STL	PTS	AVG	W-L	
2009	2	0	21	10.5	2	8	.250	1	4	.250	4	4	1.000	0	1	1	0.5	2	0	0	0	0	0	1	9	4.5	1-1
Totals	2	0	21	10.5	2	8	.250	1	4	.250	4	4	1.000	0	1	1	0.5	2	0	0	0	0	0	1	9	4.5	1-1

MORGAN, JR. IN THE NCAA TOURNAMENT

YEAR	GP	GS	MIN	AVG	FG	FGA	PCT	3FG	FGA	PCT	FT	FTA	PCT	OFF	DEF	TOT	AVG	PF	FO	A	TO	BLK	STL	PTS	AVG	W-L	
2009	1	0	10	10.0	0	0	.000	0	0	.000	0	0	.000	0	0	0	0.0	1	0	4	0	0	0	1	0	0.0	0-1
Totals	1	0	10	10.0	0	0	.000	0	0	.000	0	0	.000	0	0	0	0.0	1	0	4	0	0	0	1	0	0.0	0-1

JAMES ANDERSON CAREER STATISTICS

ANDERSON 2008-09 GAME-BY-GAME

OPPONENT	DATE	GS	MIN	FG	FGA	PCT	3FG	FGA	PCT	FT	FTA	PCT	OFF	DEF	TOT	AVG	PF	FO	A	TO	BLK	STL	PTS	AVG	
at Pepperdine	11/18/08	8	0	0	.000	0	0	.000	0	0	.000	1	0	1	1	1.0	0	0	0	0	0	0	0	0	0.0
NORTH FLORIDA	11/20/08	8	1	2	.500	0	0	.000	0	0	.000	2	3	5	3.0	3	0	0	0	0	3	0	2	10	2.0
RICE	11/21/08	8	2	3	.667	0	0	.000	0	0	.000	1	1	2	2.7	2	0	0	0	0	0	0	4	2.0	
CAL POLY	11/22/08	7	0	1	.000	0	0	.000	0	0	.000	0	1	1	2.3	2	0	0	0	0	0	0	0	0	1.5
at Idaho State	11/29/08	7	0	1	.000	0	0	.000	0	0	.000	0	1	1	2.0	2	0	0	0	0	0	0	0	0	1.2
at Weber State	12/03/08	10	3	4	.750	0	0	.000	0	0	1.000	1	0	1	1.8	3	0	0	0	0	0	0	0	6	2.0
vs Utah State	12/06/08	2	0	0	.000	0	0	.000	0	0	.000	0	0	0	1.6	2	0	0	0	0	0	0	0	0	1.7
BOISE STATE	12/10/08	27	4	7	.571	0	0	.000	2	5	.400	2	5	7	2.3	3	0	2	0	5	2	10	2.8		
PORTLAND	12/13/08	6	0	1	.000	0	0	.000	0	0	.000	0	0	0	2.0	1	0	1	1	0	0	0	0	0	2.4
WAKE FOREST	01/03/09	0	0	0	.000	0	0	.000	0	0	.000	0	0	0	1.8	0	0	0	0	0	0	0	0	0	2.2
WESTERN OREGON	01/06/09	1	0	0	.000	0	0	.000	0	0	.000	0	0	0	1.6	0	0	0	0	0	0	0	0	0	2.0
at Colorado State	01/10/09	5	0	1	.000	0	0	.000	0	0	.000	0	0	0	1.5	1	0	0	0	0	0	0	1	0	1.8
at New Mexico	01/17/09	4	0	0	.000	0	0	.000	0	0	.000	0	0	0	1.4	1	0	0	0	0	0	0	0	0	1.7
SAN DIEGO STATE	01/24/09	7	2	3	.667	0	0	.000	0	0	.000	1	0	1	1.4	3	0	0	1	2	0	0	4	1.9	
at Utah	01/27/09	7	2	2	1.000	0	0	.000	0	0	.000	0	1	1	1.3	4	0	0	0	0	0	0	4	2.0	
WYOMING	01/31/09	7	2	3	.667	0	0	.000	0	2	.000	1	0	1	1.3	3	0	0	0	0	0	0	4	2.1	
at Air Force	02/03/09	8	0	3	.000	0	0	.000	0	2	.000	2	0	2	1.4	1	0	1	0	0	0	0	0	0	2.0
COLORADO STATE	02/11/09	23	8	11	.727	0	0	.000	0	1	.000	2	5	7	1.7	4	0	0	1	2	1	2	16	2.8	
at TCU	02/14/09	11	2	2	1.000	0	0	.000	0	0	.000	1	1	2	1.7	4	0	0	0	0	0	0	1	4	2.8
NEW MEXICO	02/17/09	16	0	2	.000	0	0	.000	1	2	.500	0	1	1	1.7	5	1	1	2	1	0	1	2	1	2.8
at SAN DIEGO STATE	02/24/09	5	0	0	.000	0	0	.000	0	0	.000	0	0	0	1.6	0	0	0	0	0	0	0	0	0	2.6
UTAH	02/28/09	6	0	1	.000	0	0	.000	0	0	.000	0	1	1	1.5	2	0	0	0	0	0	0	0	0	2.5
at Wyoming	03/04/09	10	3	4	.750	0	0	.000	1	3	.333	2	3	5	1.7	3	0	0	1	0	1	0	1	7	2.7
AIR FORCE	03/07/09	2	0	1	.000	0	0	.000	0	0	.000	0	1	1	1.7	0	0	0	0	0	0	0	0	0	2.6
vs Air Force	03/12/09	0	0	0	.000	0	0	.000	0	0	.000	0	0	0	1.6	0	0	0	0	0	0	0	0	0	2.5
vs San Diego State	03/13/09	6	2	2	1.000	0	0	.000	2	3	.667	1	1	2	1.6	1	0	0	0	2	0	0	6	2.6	
vs Texas A&M	03/19/09	3	0	1	.000	0	0	.000	0	0	.000	1	0	1	1.6	1	0	0	0	0	0	0	0	0	2.5
Totals		0	204	31	55	.564	0	0	.000	6	18	.333	18	25	43	1.6	51	1	5	6	15	6	68	2.5	

ANDERSON VS. THE MOUNTAIN WEST CONFERENCE

TEAM	GP	GS	MIN	AVG	FG	FGA	PCT	3FG	FGA	PCT	FT	FTA	PCT	OFF	DEF	TOT	AVG	PF	FO	A	TO	BLK	STL	PTS	AVG	W-L
Air Force	3	0	10	3.3	0	4	.000	0	0	.000	0	2	.000	2	1	3	1.0	1	0	1	0	0	0	0	0.0	



NOAH HARTSOCK CAREER STATISTICS

HARTSOCK 2008-09 GAME-BY-GAME

OPPONENT	DATE	GS	MIN	FG	FGA	PCT	3FG	FGA	PCT	FT	FTA	PCT	OFF	DEF	TOT	AVG	PF	FO	A	TO	BLK	STL	PTS	AVG
LONG BEACH STATE	11/14/08		11	0	2	.000	0	0	.000	0	0	.000	1	1	2	2.0	1	0	0	1	1	0	0	0.0
at Pepperdine	11/18/08		14	2	3	.667	0	0	.000	2	2	1.000	1	1	2	2.0	2	0	0	1	0	0	6	3.0
NORTH FLORIDA	11/20/08		16	2	3	.667	0	0	.000	0	0	.000	2	2	4	2.7	0	0	0	0	0	0	4	3.3
RICE	11/21/08		16	2	3	.667	0	0	.000	0	0	.000	1	4	5	3.3	2	0	0	0	0	0	4	3.5
CAL POLY	11/22/08		7	0	0	.000	0	0	.000	0	0	.000	1	1	2	3.0	2	0	2	0	0	0	0	2.8
PORTLAND	12/13/08		2	0	0	.000	0	0	.000	1	2	.500	0	0	0	2.5	1	0	0	0	0	0	1	2.5
at Tulsa	12/30/08		3	0	0	.000	0	0	.000	0	0	.000	0	0	0	2.1	0	0	0	0	0	0	0	2.1
WAKE FOREST	01/03/09		1	0	0	.000	0	0	.000	0	0	.000	0	0	0	1.9	2	0	0	0	0	0	0	1.9
WESTERN OREGON	01/06/09		17	2	3	.667	0	0	.000	3	4	.750	1	3	4	2.1	3	0	0	1	3	1	7	2.4
at Colorado State	01/10/09		12	0	1	.000	0	0	.000	1	2	.500	0	1	1	2.0	3	0	0	0	0	1	1	2.3
at New Mexico	01/17/09		3	0	0	.000	0	0	.000	0	0	.000	0	0	0	1.8	0	0	0	0	0	0	0	2.1
UNLV	01/21/09		3	0	1	.000	0	0	.000	0	0	.000	1	0	1	1.8	0	0	0	0	0	0	0	1.9
SAN DIEGO STATE	01/24/09		4	0	1	.000	0	0	.000	0	0	.000	0	1	1	1.7	0	0	1	0	0	1	0	1.8
at Utah	01/27/09		6	0	0	.000	0	0	.000	0	0	.000	0	0	0	1.6	0	0	0	0	0	0	0	1.6
WYOMING	01/31/09		21	4	5	.800	0	0	.000	3	5	.600	3	1	4	1.7	4	0	1	0	1	1	11	2.3
at Air Force	02/03/09		13	1	1	1.000	0	0	.000	0	0	.000	0	1	1	1.7	1	0	1	0	1	0	2	2.3
COLORADO STATE	02/11/09		13	1	1	1.000	0	0	.000	0	2	.000	0	4	4	1.8	2	0	0	2	1	0	2	2.2
at TCU	02/14/09		3	0	0	.000	0	0	.000	0	0	.000	0	0	0	1.7	2	0	0	1	0	0	0	2.1
NEW MEXICO	02/17/09		10	0	1	.000	0	0	.000	0	0	.000	2	1	3	1.8	1	0	0	1	0	0	0	2.0
at UNLV	02/21/09		2	0	0	.000	0	0	.000	0	0	.000	0	1	1	1.8	1	0	0	0	0	0	0	1.9
at SAN DIEGO STATE	02/24/09		25	3	4	.750	0	0	.000	1	3	.333	4	3	7	2.0	2	0	0	1	1	2	7	2.1
UTAH	02/28/09		16	1	2	.500	0	0	.000	0	0	.000	3	3	6	2.2	0	0	1	2	0	0	2	2.1
at Wyoming	03/04/09		12	0	1	.000	0	0	.000	2	2	1.000	1	1	2	2.2	1	0	0	0	2	0	2	2.1
AIR FORCE	03/07/09		19	0	1	.000	0	0	.000	0	0	.000	1	2	3	2.2	4	0	0	2	1	0	0	2.0
vs Air Force	03/12/09		9	0	0	.000	0	0	.000	0	0	.000	0	1	1	2.2	3	0	1	0	1	0	0	2.0
vs San Diego State	03/13/09		20	3	5	.600	0	0	.000	1	2	.500	2	3	5	2.3	2	0	0	0	2	0	7	2.2
vs Texas A&M	03/19/09		26	4	5	.800	0	0	.000	2	3	.667	1	3	4	2.3	4	0	0	2	1	0	10	2.4
Totals		0	304	25	43	.581	0	0	.000	16	27	.593	25	38	63	2.3	43	0	7	14	15	6	66	2.4

HARTSOCK VS. THE MOUNTAIN WEST CONFERENCE

TEAM	GP	GS	MIN	AVG	FG	FGA	PCT	3FG	FGA	PCT	FT	FTA	PCT	OFF	DEF	TOT	AVG	PF	FO	A	TO	BLK	STL	PTS	AVG	W-L
Air Force	3	0	41	13.7	1	2	.500	0	0	.000	0	0	.000	1	4	5	1.7	8	0	2	2	3	0	2	0.7	3-0
Colorado State	2	0	25	12.5	1	2	.500	0	0	.000	1	4	.250	0	5	5	2.5	5	0	0	2	1	1	3	1.5	2-0
New Mexico	2	0	13	6.5	0	1	.000	0	0	.000	0	0	.000	2	1	3	1.5	1	0	0	1	0	0	0	0.0	1-1
San Diego State	3	0	49	16.3	6	10	.600	0	0	.000	2	5	.400	6	7	13	4.3	4	0	1	1	3	3	14	4.7	2-1
TCU	1	0	3	3.0	0	0	.000	0	0	.000	0	0	.000	0	0	0	0.0	2	0	0	1	0	0	0	0.0	1-0
UNLV	2	0	5	2.5	0	1	.000	0	0	.000	0	0	.000	1	1	2	1.0	1	0	0	0	0	0	0	0.0	0-2
Utah	2	0	22	11.0	1	2	.500	0	0	.000	0	0	.000	3	3	6	3.0	0	0	1	2	0	0	2	1.0	1-1
Wyoming	2	0	33	16.5	4	6	.667	0	0	.000	5	7	.714	4	2	6	3.0	5	0	1	0	3	1	13	6.5	2-0


HARTSOCK IN THE MWC TOURNAMENT

YEAR	GP	GS	MIN	AVG	FG	FGA	PCT	3FG	FGA	PCT	FT	FTA	PCT	OFF	DEF	TOT	AVG	PF	FO	A	TO	BLK	STL	PTS	AVG	W-L
2009	2	0	29	14.5	3	5	.600	0	0	.000	1	2	.500	2	4	6	3.0	5	0	1	0	3	0	7	3.5	1-1
Totals	2	0	29	14.5	3	5	.600	0	0	.000	1	2	.500	2	4	6	3.0	5	0	1	0	3	0	7	3.5	1-1


HARTSOCK IN THE NCAA TOURNAMENT

YEAR	GP	GS	MIN	AVG	FG	FGA	PCT	3FG	FGA	PCT	FT	FTA	PCT	OFF	DEF	TOT	AVG	PF	FO	A	TO	BLK	STL	PTS	AVG	W-L
2009	1	0	26	26.0	4	5	.800	0	0	.000	2	3	.667	1	3	4	4.0	4	0	0	2	1	0	10	10.0	0-1
Totals	1	0	26	26.0	4	5	.800	0	0	.000	2	3	.667	1	3	4	4.0	4	0	0	2	1	0	10	10.0	0-1





COACHING STAFF



DAVE ROSE MASTERMIND OF SUCCESS

BYU'S MASTERMIND OF SUCCESS TRIES FOR HIS UNPRECEDENTED FOURTH CONSECUTIVE CONFERENCE TITLE

Since becoming head coach of the BYU men's basketball program on April 11, 2005, Dave Rose has guided the Cougars to an impressive array of on-the-court awards and accolades while his unassuming approach to service and the community has been recognized at the top of his profession.

With a 97-34 record, Rose has produced a four-year resume that is nearly unmatched. In fact, among the 40-plus coaches who took over a program in 2005, Rose has the best winning percentage (.740) and the second most wins (97). Among those that were first-time head coaches in 2005, Rose is the only to achieve at least 20 wins in each of his first four seasons. His four-year resume ranks among the best in the history of NCAA Division I basketball. His 97 victories place him tied for 12th for best career starts by wins in NCAA history, behind the likes of Mark Few, Jamie Dixon, Roy Williams and Jim Boeheim.

Equally committed to excellence off the court, Rose was honored on April 6, 2008, by the National Association of Basketball Coaches with its Game Pillar Award for Service, one of only four Pillar Awards (Education, Leadership, Service and Advocacy) that the Association annually bestows on the most deserving among its vast membership. While Rose has never sought such attention, his actions and accomplishments—both on the court and in the community—have commanded the praises of faithful followers and casual observers alike. In April 2008 Rose became the 63rd recipient of the Dale Rex Memorial Award, given annually to the person who has done the

most for amateur athletics in the state of Utah. Another evidence of Rose's commitment to excellence is that his basketball program ranks in the top 10 percent nationally in multi-year NCAA Academic Progress Rate scores. As a result, the NCAA has honored BYU with Public Recognition awards in each of the past three seasons for their high academic achievement.

Cougar fans have had plenty to "Rise and Shout" about with Rose at the helm. A tireless worker, gifted motivator and talented strategist, Rose has returned BYU to the national stage with the program's first back-to-back-to-back appearances in the top-25 polls since 1980, 1981 and 1982. In his first season, Rose and his staff produced the nation's second-most improved team by turning a 9-21 squad that finished tied for last with three wins in the Mountain West Conference into a 20-9 NIT qualifier and 12-4 second-place MWC finisher. Under his tutelage the past three seasons, the Cougars have achieved the MWC's first two-time outright league championships (2007 and 2008) while adding to the streak with a share of the regular season title in 2009 to make it three-consecutive. During that stretch Rose has also guided BYU to three-straight NCAA bids with 25-9, 27-8 and 25-8 seasons, respectively. Historically, the last time a BYU team garnered back-to-back outright league crowns was in 1979 and 1980 when the Cougars touted their all-time scoring leader Danny Ainge, while the last time the Blue and White produced three-straight titles was from 1932 to 1934. Only one BYU team—the 1951 NIT Champions—has won more games in a season than the 2007-08 Cougar squad that went 27-8.

Among the highlights of this past season was BYU's 10-0 start—the program's best start since 1987-88. Despite trailing by two games in the standings with three remaining, the Cougars clawed back to share the title with Utah and New Mexico with a 12-4 record to clinch their third-straight MWC regular season title. Rose's team set school marks for total steals in one season (241) and longest home court winning streak at 53 games. BYU also had the second-best scoring margin in program and MWC history at 11.9 and set the record for most road wins by an MWC in a single season (9). The Cougars were ranked in the top 25 nationally in won-loss percentage (24th), scoring margin (9th), field goal percentage (8th), three-point field goal percentage defense (11th), assists per game (16th), assist-turnover ratio (7th) and turnovers per game (12th).

The only BYU men's basketball coach to ever win top conference coaching honors in back-to-back seasons, Rose was named MWC Coach of the Year in the 2006 and 2007 seasons. In his second season, Rose coached the 2006-07 Cougars to a 25-9 overall record and NCAA berth after winning the MWC regular-season title with a 13-3 mark. In his first season, Rose received conference and USBWA District VIII Coach of the Year accolades as well as honorable mention for National Coach of the Year by Scout.com after turning a picked-to-finish-last 9-21 team into a 20-9 winner and NIT qualifier. Rose is one of three BYU head coaches to win 20 games in each of his first four seasons and the only one to do so after taking over a team that won fewer than 13 games the prior season.



Rose first came to BYU as an assistant in 1997 to help newly hired head coach Steve Cleveland rebuild the Cougar program after a 1-25 season. Rose served eight seasons with Cleveland, including the last five as Associate Head Coach, before being promoted to BYU's head job just two days after Cleveland announced his departure.

Rose played a vital role in rebuilding BYU's program from an inherited 1-25 team into a regular NCAA Tournament participant and 20-game winner. BYU has qualified for postseason play in nine of the past 10 seasons, including six NCAA bids, while claiming five MWC titles. Rose fulfilled a variety of responsibilities under Coach Cleveland, including defensive coordinator and recruiting coordinator. His efforts earned notice, such as being named the top assistant in the Mountain West Conference by Street & Smith in the 2004-05 College Basketball Preview.

A strong evaluator of talent with a vast network of coaching connections across the country, Rose has a proven record as a top recruiter. BYU has had multiple top-20 recruiting classes with Rose overseeing or coordinating its efforts. Rivals.com recognized Rose in 2004 as one of the top-25 college basketball recruiters.

Proving that Rose has excelled in recruiting and developing players, 10 recruits have earned conference newcomer honors or a major league award in their first season as a Cougar in the 11 years Rose has been in Provo. Seven BYU players have been singled out as either the conference newcomer or freshman of the year. Most recently, Jonathan Tavernari was named the 2007 MWC Freshman of the Year after fellow Cougar and second-team Freshman All-American Trent Plaisted received the same honor in 2006. The following is the list of conference player honors earned the last 12 seasons by Cougar recruits in their first seasons in Provo.

- *Jonathan Tavernari (2006-07 MWC Freshman of the Year)*
- *Trent Plaisted (2005-06 MWC Freshman of the Year, second-team All-MWC)*
- *Mike Hall (2003-04 MWC Defensive Player of the Year, third-team All-MWC)*
- *Rafael Araujo (2002-03 Newcomer of the Year, MWC media poll, third-team All-MWC)*
- *Jared Jensen (2001-02 MWC Co-Freshman of the Year)*
- *Trent Whiting (2000-01 MWC Newcomer Team, second-team All-MWC)*
- *Terrell Lyday (1999-2000 MWC Newcomer of the Year, All-Tournament Team)*
- *Mark Bigelow (1998-99 WAC Freshman of the Year, Newcomer Team, second-team All-WAC)*
- *Mekeli Wesley (1997-98 WAC Newcomer Team)*
- *Ron Selleaze (1997-98 WAC Newcomer of the Year, Newcomer Team, second-team All-WAC)*

With 26 years of coaching experience—including 14 seasons as a head coach at the Division I, junior college, and high school lev-

WHAT PEOPLE ARE SAYING ABOUT COACH ROSE:

"Dave Rose is one of the best coaches I have ever known. He is not only the best at preparing you to succeed against your opponent by preparing game plans but also the greatest motivator I have ever been around. He has a special way to communicate with the players and instill confidence that enables you to play at the highest level every game. When my career at BYU came to an end, he continued to help me choose an agent, go to NBA camps and NBA workouts and begin my professional career. He never stopped supporting and believing in me. I will always be grateful for what he has done for me and continues to do for me now."

– **Travis Hansen, Former BYU Cougar and Atlanta Hawk, currently playing professionally in Russia**

"I have never been around a coach who had a feel for what makes each player tick like Coach Rose. He knew what to say and when to say it, and when he talked everyone listened because of the respect he had earned. He is a coach that you not only want to play for but a coach that you would sacrifice almost anything for. He has been one of the most

influential people in my basketball career, and I will forever benefit from his lessons on basketball and life. His attitudes about basketball and about life attracted me to him from the beginning. I've never seen any other coach like him."

– **Mark Bigelow, Former BYU Cougar, played professionally in Spain**

"Dave Rose has done an outstanding job of establishing BYU as one of the premier programs in the Western United States. He's an outstanding teacher of the game, and equally important, is an outstanding person who demands the most out of his players both on and off the court. He's a credit to the coaching profession, and BYU is very fortunate to have him as its coach."

– **UCLA Head Coach Ben Howland**

"I'm impressed with the preparation of BYU and the poise they demonstrate. That's definitely a credit to Dave Rose and his coaching staff. Rose looks young, but he's got a lot of experience. He's done a nice job as a head coach ... He has experience at the highest levels of college basketball, both as a player and a coach."

– **ESPN Game Analyst Steve Lavin**

els—Rose has a proven record of constant success. Prior to coming to BYU as an assistant in 1997, Rose compiled a 167-57 record at Dixie State College (St. George, Utah) while guiding six of his seven teams to top-20 rankings, including a national ranking as high as No. 2. He earned three conference titles and was honored by his peers as the 1993 Scenic West Athletic Conference Coach of the Year. While at Dixie, Rose coached three NJCAA All-Americans as well as longtime NBA player Keon Clark. At BYU, Rose has coached five players who have received All-America recognition—Mekeli Wesley (2001 AP honorable mention), Rafael Araujo (2004 Basketball Times Second Team, AP honorable mention), Trent Plaisted (2006 Scout.com Freshman Second Team), Keena Young (2007 AP honorable mention) and Lee Cummar (2008 AP honorable mention, FOXSports.com Fourth Team)—and two players who have been selected in the NBA Draft—Travis Hansen (2003) and Araujo (2004).

Before being promoted to the head coaching position at Dixie, Rose served as a Rebel assistant coach under Ken Wagner for three seasons. Rose coached multiple

sports at Millard and Pine View high schools in Utah before joining the staff at Dixie. He was the head basketball coach at Millard for three years from 1983-86. Rose is the 17th person to guide the Cougar basketball program since its first season in 1903. He follows the coaching pedigree of Basketball Hall of Fame coach Stan Watts, who is BYU's all-time leader in coaching victories with a 371-254 record from 1949-72. Watts also coached at Millard High School and Dixie State College before coming to BYU.

PLAYING CAREER

Rose was a two-sport athlete at Dixie State College in St. George, Utah, before the Texas native returned



**2006 & 2007 MWC
COACH OF THE YEAR
DAVE ROSE**



to his hometown, transferring to the University of Houston where he completed his degree and was a shooting guard and co-captain of the famous "Phi Slatma Jamma" team featuring Hakeem Olajuwon and Clyde Drexler. In 1983 his Houston team was ranked No. 1 nationally and finished as the national runner-up after suffering a buzzer-beating defeat to North Carolina State in the NCAA Championship game. Rose spent three years at Houston, playing in 1980-81, redshirting in 1981-82 and concluding his career in 1982-83.

At Dixie, Rose was first-team all-league in both basketball and baseball. Rose was also the Region 18 batting champion, hitting .421 as a center fielder. While playing basketball for Houston's Northbrook High School, he led the District 16AAAA in scoring, was selected first-team all-district and All-Greater Houston and was named team MVP.

PERSONAL

A native of Houston, Texas, Rose and his wife Cheryl have three children and two grandchildren. Rose followed Steve Cleveland as the second BYU head coach to have served a full-time mission for The Church of Jesus Christ of Latter-day Saints. Rose served in Manchester, England, from 1977-79 between his two years as a player at Dixie State College. An important component in Rose's success is the unwavering support and encouragement of his wonderful family. Rose's wife Cheryl is actively involved in helping families who have children with cancer as vice chairperson of the Children with Cancer Christmas Foundation. Daughter Chanell played forward on the BYU women's basketball team from 2000-03 and is married to Brock Reichner, who was a member of the BYU men's basketball team from 2004-06. His son Garrett returned in August 2005 from a two-year mission in Little Rock, Ark., and married his wife Brooke in November 2006. Rose's daughter Taylor attends Provo High School.

COMMUNITY SERVICE

Currently the Honorary Chairman of the Children with Cancer Christmas Foundation, Rose works with his wife, Cheryl, and the team to annually serve and comfort local families who endure the challenges of raising a child

who has cancer. The National Association of Basketball Coaches honored Rose with its Game Pillar Award for Service in April 2008. While at Dixie State College, Rose became the first coach in the State of Utah to participate in the American Cancer Society's nationwide Coaches vs. Cancer campaign and served on the Academic Excellence Committee at Dixie. He has also been a volunteer coach for



youth groups. Dave and Cheryl were Chamber of Commerce Citizens of the Year in St. George. Cheryl is extremely committed to serving in the community, receiving the Beacon of Hope Award in 2005. She now serves as the Vice Chairperson for the Children with Cancer Christmas Foundation.

The fight against Cancer became more personal for the family when Dave was diagnosed with pancreatic neuroendocrine tumor cancer in June 2009. Since the emergency surgery to remove the tumor, no other cancer has been found. Scans since the surgery by doctors at the Huntsman Cancer Institute have all come back clear. The Roses and several BYU athletes and coaches joined the Cause for Hope Foundation and traveled to Nicaragua during the summer of 2009 to teach business owners about micro credit, business training and vocational loans. They also assisted in improving local businesses and held a basketball clinic.

WORTH NOTING

- Dave Rose has a .746 winning percentage as a college head coach (264-91), including a 25-8 (.758) record in 2008-09, a 27-8 (.771) record 2007-08, a 25-9 (.735) mark in 2006-07, a 20-9 (.690) season in his first year at BYU and a 167-57 (.746) record in seven seasons at Dixie State College.
- Dave Rose was named the Mountain West Conference Coach of the Year each of his first two seasons, becoming the first-ever BYU men's basketball coach to win back-to-back league coach-of-the-year honors.
- With a record of 51-13 in MWC games, Rose has the highest league winning percentage (.797) in conference history.
- By winning a share of the MWC regular season title in 2008-09, Rose is tied for the most titles in league history and is the only coach to have two outright regular season titles.
- BYU was the second-most improved team in the nation in 2005-06 under Rose and his coaching staff in their first season.
- The BYU coaching staff has more than 60 years of combined coaching experience.
- The BYU coaching staff has playing experience in NCAA Final Fours, including a National Championship.
- The BYU coaching staff has played with or coached 27 NBA players.

THE ROSE FILE

Born: December 1957
 Hometown: Houston
 High School: Northbrook, Houston
 Education: Houston, BA 1983
 Head Coach: BYU, 2005-present
 Dixie College, 1990-97
 Millard HS, 1983-86
 Asst. Coach: BYU, 1997-2005
 Dixie College, 1987-90
 Pine View HS, 1986-87
 Playing Exp.: Houston, 1980-83
 Dixie College, 1976-77, 79-80





COLLEGE HEAD COACHING RECORD/HONORS

BYU (2005-present):

- 97-34 (.740) overall record
- 51-13 (.797) conference record
- Back-to-back-to-back MWC Champions/NCAA Tournament (2007, 2008, 2009)
- Back-to-back MWC Coach of the Year (2006, 2007)
- Honorable Mention National Coach of the Year (2006)
- USBWA District VIII Coach of the Year (2006)
- Nationally-ranked the past three seasons, as high as No. 20 (2008)

Dixie College (1990-97):

- 167-57 (.746) overall record
- Six of seven teams nationally ranked
- Three conference titles
- 1993 SWAC Coach of the Year

ROSE VS. MWC

Air Force	8-1
Colorado State	8-1
New Mexico	7-1
San Diego State	6-4
TCU	9-0
UNLV	3-7
Utah	6-3
Wyoming	9-0



ROSE DIVISION I COACHING LEDGER

School	Season	Overall	Pct.	MWC (finish)	Pct.	MWC Tourney	Postseason
BYU	2005-06	20-9	.690	12-4 (2nd)	.750	0-1	0-1 NIT
BYU	2006-07	25-9	.735	13-3 (1st)	.813	2-1	0-1 NCAA
BYU	2007-08	27-8	.771	14-2 (1st)	.875	2-1	0-1 NCAA
BYU	2008-09	25-8	.758	12-4 (T1st)	.750	1-1	0-1 NCAA
Total		97-34	.740	51-13	.797	5-4	0-4



DAVE RICE



ASSOCIATE HEAD COACH

FIFTH SEASON

UNLV, 1991

THE RICE FILE

Born: August 1968

Hometown: Claremont, Calif.

High School: Claremont H.S.

Claremont, Calif.

Education: UNLV, BA 1991

UNLV, MBA 1993

Assoc. Head Coach: BYU, 2008-present

Assistant Coach: BYU, 2005-2008

Utah St., 2004-05

UNLV, 1994-2004

Chaffey College, 1993-94

Claremont HS, 1992-93

UNLV, 1991-92

Playing Exp.: UNLV, 1989-91

Mt. San Antonio (Calif.)

College, 1987-89

QUOTING COACH ROSE

"Dave has exceptional experience in all facets of coaching. He is an excellent recruiter and on-the-floor coach as well as an outstanding teacher of the game. He has always been part of successful programs as both a player and a coach and has years of coaching experience in our league. He is also a tireless worker and a great person."

Dave Rice joined the BYU coaching staff as an assistant in May 2005 and was promoted to Associate Head Coach in April 2008. Rice has 18 years of coaching experience, including 16 seasons at the Division I level at BYU, UNLV and Utah State. As a player, Rice was a member of UNLV's 1989-90 National Championship and 1990-91 Final Four teams that won a school-record 45 consecutive games. During his time as both a player and a coach, he has played with or helped guide 13 players who went on to play in the National Basketball Association, eight of whom were drafted in the first round, including six lottery picks.

An excellent recruiter and on-the-floor coach, Rice coordinates the team's offense and recruiting efforts. In his four seasons coordinating the Cougar offense, BYU has generated the Mountain West Conference's top attack three years and ranked second once. This past season the Cougars ranked among the top 20 nationally in numerous offensive categories, including scoring margin (9th, 11.9), field goal percentage (8th, 48.4), assists per game (16th, 16.3) and assist to turnover ratio (7th, 1.43). In 2007-08 BYU ranked 21st in assists per game (16.8) and 22nd in scoring margin (+10.5) while also setting a school record for assist-to-field goal ratio at 64.8 percent. In 2006-07, the Cougars ranked among the top 30 in the nation in three-point field-goal percentage (5th, .415), scoring (24th, 78.1 ppg) and scoring margin (25th, +9.0). In his first season at BYU, Rice helped the Cougars become the nation's second-most improved team with a 20-9 overall record.

Rice has helped BYU earn four straight 20-win seasons and a 97-34 overall record while recording back-to-back outright Mountain West Conference Championships in 2007 and 2008 and sharing the title in 2009 — the pro-



gram's first string of three-straight titles since 1932-34. The Cougars have also appeared in the national top-25 polls and reached the NCAA Tournament in each of the last three seasons. The last time BYU was ranked in three-consecutive seasons was in 1980, 1981 and 1982.

Rice came to BYU from Utah State University where he helped Coach Stew Morrill and the Aggies earn a 24-8 record, Big West Conference Tournament title and an NCAA Tournament bid in 2004-05. In his one season at Utah State, Rice's coaching duties included working with the offense and coaching the guards. In 2004-05, the Aggies led the nation in field-goal percentage (school-record .525) and ranked fourth nationally in scoring margin (+14.6), 10th in assists (17.2) and 20th in three-point field goal percentage (.391).

Rice spent 11 seasons as an assistant coach at UNLV, which is the second-longest tenure ever for an assistant in that program. While in Las Vegas, Rice worked under four head coaches including Jerry Tarkanian, Tim Grgurich, Bill Bayno and Charlie Spoonhour. In his last eight seasons at UNLV, the Runnin'

Rebels received seven postseason invitations and averaged 20 wins per year.

In addition to his Division I experience, Rice served as an assistant coach for one season at Chaffey (Calif.) College in 1994, helping the Panthers to a 32-6 record and an appearance in the California State Final Four. He also spent one season at Claremont (Calif.) High School, where he was an assistant coach under his father Lowell, a long-time high school coach. That team went 21-7, winning the Baseline League Championship and reaching the CIF quarterfinals. Rice earned his bachelor's degree in political science from UNLV in 1991 and his MBA in 1993. He was also a two-time UNLV Scholar-Athlete of the Year and a Rhodes Scholar candidate.

Prior to playing at UNLV, Rice began his college career at Mt. San Antonio College in Walnut, Calif., where he earned All-South Coast Conference honors as a sophomore and was chosen from among more than 13,000 student-athletes as the 1989 California Junior College Scholar-Athlete of the Year. He graduated from Claremont High School. A native of Claremont, Calif., Rice and his wife Mindy have two sons, Travis and Dylan.



JOHN WARDENBURG

Boasting a 20-year, championship-filled coaching resume, John Wardenburg has been a key part of BYU's success since first coming to Provo in 2001.

Wardenburg joined the Cougar coaching staff as an assistant coach in May 2001 under former BYU coach Steve Cleveland before serving the past four seasons with current Cougar head coach Dave Rose. Wardenburg and Rose have a long coaching history together. Wardenburg served as an assistant to Rose at Dixie State College and before joining Rose as an assistant on Cleveland's staff at BYU.

On Rose's staff the past four seasons, Wardenburg has helped the Cougars earn four-straight 20 wins seasons and a 97-34 overall record while recording back-to-back outright Mountain West Conference Championships in 2007 and 2008 and sharing the title in 2009 — the program's first string of three-straight titles since 1932-34. BYU has also appeared in the national top-25 polls and reached the NCAA Tournament in each of the last three seasons. The last time the Cougars were ranked in three-consecutive seasons was in 1980, 1981 and 1982 and the previous Cougar

team to be ranked was in 1993. During their first season with Rose at the helm in 2005-06, BYU became the nation's second-most improved team with a 20-9 overall record.

Wardenburg's primary responsibilities on the staff have included defensive skill development, game film preparation, defensive game plan preparation, summer basketball camp director and recruiting. His efforts on the defensive end helped the Cougars finish the 2008-09 season ranked first in the MWC and 11th in the nation this in three-point field goal percentage defense. BYU was also second in the league in steals and rebounding margin. In 2007-08 the Cougars were the 11th-ranked team in the nation this past season in field-goal percentage defense, holding opponents to a combined 38.9 percent on the year. In addition to field-goal percentage defense, in 2007-08, the Cougars were also the MWC's top team in three-point field-goal percentage defense (.300) and had the largest margin on the boards, grabbing 4.3 more rebounds per game than their opponents.

Prior to coming to BYU, Wardenburg had 13 years of coaching experience at the

high school and junior college levels. He compiled a 105-62 record in seven years as a head coach at Payson High School (1988-93) and Pine View High School (1999-01) while guiding his teams to five league titles and seven state tournament berths. In those seven years, his teams earned three fifth-place state tournament finishes, one third-place finish and a 3A Utah State Championship with his 2001 Pine View team.

After Wardenburg's Payson teams claimed three league titles and posted a 76-43 overall record, he served as an assistant coach from 1993-97 at Dixie State College under current BYU head coach Dave Rose and helped the Rebels to a 95-31 record and a national ranking as high as No. 2. Wardenburg left coaching for two years to serve as Dixie's Director of Athletics. He returned to coaching as the head coach at Pine View High School in St. George where he recorded two highly successful seasons before joining BYU's staff in 2001.

Wardenburg's Pine View teams won the league title both seasons he was the coach while achieving a 29-19 record. Wardenburg earned 3A Coach of the Year honors in 2000 after coaching his team to a third-place state finish and was named Championship Coach of the Year in 2001 after guiding his team to the state title.

Born in Cedar Rapids, Iowa, Wardenburg was a multi-sport athlete at Kiel High School in Kiel, Wis. He served a mission for The Church of Jesus Christ of Latter-day Saints to The Netherlands from 1977-79 and earned a BA in political science from BYU in 1986 and an MA in health, physical education and recreation from Utah State in 1992.

Wardenburg and his wife, Pam, have four sons, Scott (Laura), Jonathan (Natalie), Adam and Barrett, and two granddaughters.



**ASSISTANT COACH
NINTH SEASON
BYU, 1986**

THE WARDENBURG FILE

- Born: June 1958
- Hometown: Cedar Rapids, Iowa
- High School: Kiel H.S. Kiel, Wis.
- Education: BYU, BA 1986 Utah State, MA 1992
- Admin. Exp.: AD Dixie College, 1997-99
- Head Coach: Pine View HS, 1999-2001 Payson HS, 1988-93
- Assistant Coach: BYU, 2001-present Dixie College, 1993-97 Pl. Grove HS, 1986-88

QUOTING COACH ROSE

"I have worked with John for many years, including our four years at Dixie College. I have a lot of confidence in John and what he brings to our coaching staff. He is a tireless worker who loves the game. He has done a great job working with our defense since coming to BYU and has very good recruiting relationships with high school coaches."





TERRY NASHIF



ASSISTANT COACH

THIRD SEASON

BYU, 2005

THE NASHIF FILE

Born: July 1980
 Hometown: Vancouver, Wash.
 High School: Evergreen H.S.
 Vancouver, Wash.
 Education: BYU, BA 2005
 Administrative Exp.: BYU Director of Basketball
 Operations, 2005-07
 Assistant Coach: BYU, 2007-present
 Playing Exp.: BYU, 2001-05

QUOTING COACH ROSE

"I'm extremely confident in Terry's abilities. He has great knowledge of the game and is familiar with the needs of the players. Terry is a leader and hard worker who has a real commitment to BYU and the game of basketball. He complements very well the coaching expertise and experience John and Dave give us."

John and Dave give us."

A former BYU point guard, Terry Nashif was hired as an assistant coach in June 2007 after serving two seasons on Dave Rose's staff as the Cougars' Director of Basketball Operations from 2005-07.

In his first season as an assistant coach, Nashif helped the Cougars achieve the second most wins in school history with a 27-8 record and become the only team in Mountain West Conference history to win two outright league titles. The 2007-08 Cougars won their second-straight outright regular-season MWC Championship with a 14-2. In Nashif's second season as an assistant BYU went 25-8 and earned a third-straight league title at 12-4 — the program's first string of three-straight titles since 1932-34. BYU has also appeared in the national top-25 polls and reached the NCAA Tournament in each of the last three seasons. The last time the Cougars were ranked in three-consecutive seasons was in 1980, 1981 and 1982 and the previous Cougar team to be ranked was in 1993.

In his four years overall on Rose's staff, Nashif has been a part of four straight 20-win seasons and a 97-34 overall record. Nashif's efforts assisting with game film and defensive game plan preparation helped the Cougars finish ranked first in the MWC and 11th in the nation in three-point field goal percentage defense. BYU was also second in the league in steals and rebounding margin. In 2007-08 the Cougars were the 11th-ranked team in the nation in field-goal percentage defense, holding opponents to a combined 38.9 percent on the year. In addition to field-goal percentage defense, in 2007-08 the Cougars were also the MWC's top team in three-point field-goal percentage defense (.300) and had the largest margin on the boards, grabbing 4.3 more rebounds per game than their opponents.

A native of Vancouver, Wash., Nashif first came to BYU in 2001 as a walk-on point guard and eventually earned a

scholarship. A smart floor leader, Nashif appeared in 103 games for the Cougars, including 14 starts, as a member of two NCAA Tournament teams. As a sophomore in 2002-03, Nashif helped the Cougars claim a share of the Mountain West Conference regular-season title by ranking first among MWC players in assist/turnover ratio during league games. That season he played in every game, including six starts, and led BYU in assists (3.0) while averaging 2.2 points, his highest scoring average of his four-year career. He posted a career-high 11 points on 3-for-3 three-point shooting in 30 minutes at San Diego State and had one of the best games of his career against UNLV, tallying seven assists, four rebounds and two blocks while matching up against future NBA first-round draft pick Marcus Banks.

As a junior, Nashif played in 23 of 30 games despite missing a month due to illness, averaging 1.1 assists and 1.0 points per game. During his senior campaign in 2004-05, Nashif achieved a career-high eight rebounds against California and dished out a career-best

10 assists at USC while averaging 1.7 assists per game. He led the team in assists six times in 27 appearances with seven starts.

After graduating from BYU in 2005 with a bachelor's degree in physical education, Nashif was hired as the Director of Basketball Operations in Rose's first season at the helm. Nashif's primary responsibilities included coordinating team travel and providing support for academics, marketing and recruiting. He also organized team banquets and golf tournaments and provided assistance with all team-related activities.

Prior to coming to BYU, Nashif prepped at Evergreen High School in Vancouver, Wash., where he was the KVAN Radio Athlete of the Year, Columbian Player of the Year and Evergreen Defensive Player of the Year.

Nashif served a two-year mission for The Church of Jesus Christ of Latter-day Saints in Columbia, S.C. from 1999-2001. He and his wife Katie have one daughter, Macie.





TIM LACOMB DIRECTOR OF BASKETBALL OPERATIONS

Tim LaComb joined the BYU men's basketball staff in June 2007 as director of basketball operations. A native of Alpine, Utah, LaComb came to the Cougars with 10 years of experience working with basketball programs at the university and high school levels.

LaComb, 39, worked on the men's basketball staff under Ray Giacometti at the University of Utah from 2005-07 as the video coordinator. He previously served as a head student manager for two seasons at Utah from 1994-96 under Rick Majerus. Between his stints at Utah, LaComb worked in private business and served six years as an assistant coach in Utah's high school ranks. He was an assistant at Lone Peak High School from 1999-2002 and at his alma mater, American Fork, from 2002-05. His teams reached the state semifinals four times in six years, with Lone Peak winning the state championship in 2000-01.

A cum laude graduate in mass communications/public relations from the University of Utah, LaComb and his wife Rachel have three children, Alyssa, Sam and Anna. LaComb served a mission for The Church of Jesus Christ of Latter-day Saints in Boston, Mass., from 1989-91.



BRIAN SANTIAGO SENIOR ASSOCIATE AD (Basketball Administrator)

Brian Santiago came to BYU in 1997 and currently serves as the senior associate athletics director for operations. His responsibilities include serving as the administrator for men's basketball.

Among Santiago's men's basketball duties are scheduling, game management and conference championship hosting. Prior to becoming an associate athletics director, Santiago served four years handling basketball operations for former BYU basketball coach Steve Cleveland.

Santiago earned his BS in business administration from Fresno State in 1995 and an MBA from BYU's Marriott School of Management in 2001. A 1988 graduate of Provo High School, Santiago was a member of the Bulldogs' 1987 state championship basketball team. After high school, he played at Utah Valley State, where he was all-conference and all-region in basketball and baseball. He then went on to play basketball at Fresno State, where he led the WAC in assists and three-point shooting percentage, finishing second in the nation from the three-point arc at 50 percent. Following college, he spent three years playing professional basketball for the Puerto Rican Superior League and was named to the pre-selection Olympic team for Puerto Rico.

His brothers, Kevin and Mark, played basketball for BYU. He served a mission for The Church of Jesus Christ of Latter-day Saints to the Dominican Republic, Santiago Mission. He and his wife Kimberly have four children: McKay, Colson, Jaxon and Whitney.



CHAD BUNN VIDEO OPERATIONS COORDINATOR

A native of Richmond, Utah, Chad Bunn has served as video coordinator since 1989 after receiving a BA in communications from BYU that same year. In 2007, he was named the Video Operations Coordinator for the BYU Athletic Department. Bunn is a founding member of the Collegiate Sports Video Association (CSVA) and has served two terms as its president. Bunn currently serves as the Mountain West Conference representative to the CSVA. In 2002 Bunn was named the Bob Matey Video Coordinator of the Year, the CSVA's highest honor. In 2003 Bunn received this same award for the MWC. Bunn served as the video coordinator for the Western Athletic Conference Basketball Tournament from 1993-99 and now serves in the same position for the MWC. He is also the technical advisor to the MWC for football officials replay. Bunn currently serves as president of the board of trustees for Intermountain Specialized Abuse and Treatment Centers, a nonprofit organization that provides treatment to abused children. Bunn is also the past president of the Spanish Fork Kiwanis Club. From 1982-84 Bunn served a mission in Miami for The Church of Jesus Christ of Latter-day Saints. Bunn and his wife Lorie have two daughters.



STEVE BUSHMAN EQUIPMENT MANAGER

Steve Bushman joined the men's basketball team as an equipment manager in December 2004. He also works with women's basketball, baseball and softball and football. Prior to his appointment, Bushman volunteered in the athletic department for eight years under BYU's Director of Equipment Operations Mick Hill, working primarily with baseball, men's basketball and football. Bushman has been an employee at BYU for over 25 years, serving in the grounds department as the sprinkler system repair foreman. A Utah Tech (now Utah Valley) attendee, Bushman played baseball for the Wolverines under former BYU baseball coach Gary Pullins. His love of baseball has continued throughout his life as Bushman has coached youth baseball for 30 years and spent 10 years as an assistant baseball coach at Provo High School. Bushman served a mission for The Church of Jesus Christ of Latter-day Saints to Pennsylvania from 1970-72. The father of four children, Bushman and his wife Cindy also have 18 grandchildren.



E.J. CAFFARO STUDENT ATHLETE ACADEMIC CENTER DIRECTOR

E.J. Caffaro serves as the director of the Student Athlete Academic Center and as the basketball academic coach. His emphasis is placed upon graduating the student-athletes from BYU. Prior to coming to BYU, Caffaro was an assistant football coach and the offensive and defensive coordinator at Ricks College (now BYU-Idaho) in Rexburg, Idaho, from 1991-01. He was also an assistant basketball coach for the Vikings. Before his stint at Ricks, Caffaro was a member of the football coaching staff at Snow College in Ephraim, Utah, where he was the defensive coordinator from 1986-91. Caffaro holds a master's degree in physical education (emphasis in athletic administration) from Idaho State University (1994) and a bachelor's degree, also in physical education, from BYU (1984). Caffaro and his wife Shari have four children.



JUSTIN McCLURE
ASSOCIATE HEAD STRENGTH
AND CONDITIONING COACH

Justin McClure began serving as the assistant strength and conditioning coach at BYU in 1999. Prior to BYU he attended the University of Northern Colorado where he served as a strength coach while finishing a master's degree in physical education with an emphasis in exercise physiology. He is currently responsible for directing and implementing strength and conditioning programs for basketball and baseball. He also assists head strength coach Jay Omer in all aspects of the football strength and conditioning program. During his time at BYU he has worked with all of the university's 21 intercollegiate sports. He is a current certified member of the Collegiate Strength and Conditioning Coaches Association and National Strength and Conditioning Association. He is originally from Boulder, Colo., and has an undergraduate degree in kinesiology from Northern Colorado. He and his wife Jill have two daughters.

He is currently responsible for directing and implementing strength and conditioning programs for basketball and baseball. He also assists head strength coach Jay Omer in all aspects of the football strength and conditioning program. During his time at BYU he has worked with all of the university's 21 intercollegiate sports. He is a current certified member of the Collegiate Strength and Conditioning Coaches Association and National Strength and Conditioning Association. He is originally from Boulder, Colo., and has an undergraduate degree in kinesiology from Northern Colorado. He and his wife Jill have two daughters.



KYLE CHILTON
BASKETBALL MEDIA RELATIONS

Kyle Chilton is a member of the BYU athletic communications staff and serves as the BYU Basketball Media Relations director. He joined the Athletic Communications staff after spending two years at Southern Virginia University. At SVU Chilton was the primary media contact for 17 varsity sports. He was also responsible for updating and maintaining SVU's

athletics web site and managed the expansion of SVU's online audio broadcast offerings. A former sports information coordinator in the BYU athletic communications department from 2004-06, Chilton covered men's volleyball and served as the secondary contact for football. He also worked with men's soccer. Chilton graduated cum laude from BYU with a bachelor's degree in communications studies. He and his wife Josie have two children.



ZEFFIE NELSON
BASKETBALL OFFICE
SECRETARY

Zeffie Nelson joined the basketball staff in 1998 as the Office Secretary. Her responsibilities range from managing the office functions to administrative and recruiting support. She attended BYU and Utah Valley. She has a background in secretarial and business

administration. Zeffie says coming to work in the basketball office is a real pleasure and that athletics is second nature to her because of being married to a former coach. Zeffie was raised in Centerville, Utah, and married her high school sweetheart, the late David G. Nelson IV from Bountiful, a former UVSC baseball coach and BYU baseball player. Zeffie has six children and 12 grandchildren. Having worked most of her life, she enjoys a variety of responsibilities and challenges.



ROBERT RAMOS
BASKETBALL TRAINER

Robert Ramos began working on the BYU athletic training staff in 2002. Ramos is a BYU alumnus with undergraduate (1995) and graduate (1998) degrees in athletic training. He is assigned to work with men's basketball, baseball and golf. Ramos is a native of Willits, Calif. After graduating, Ramos interned with the San Francisco

49ers. In 1996, he returned to BYU to study as a graduate assistant. Upon graduation, Ramos worked for Physical & Sports Therapy Services in Orem before being hired as the head athletic trainer for Utah Valley State College in 1999, where he oversaw all 13 sports. He also worked as a trainer with the 2002 Olympic medical staff at the Peaks Arena in Provo. He served a mission to Mexico for The Church of Jesus Christ of Latter-day Saints. Ramos and his wife Jennifer have four children.



BRICE CROWTHER
MANAGER



JOSH JOHNSON
MANAGER



JACOB LARSEN
MANAGER





ANDREW MAY
MANAGER



NICK STANDIFORD
MANAGER



BRIGHAM YOUNG UNIVERSITY



THE BYU HISTORY

The 1875 establishment of the Brigham Young Academy offered an academically stimulating and gospel-oriented education to 29 students. The one-acre school grounds presided over by Karl G. Maeser have since developed into 560 acres and 97 academic buildings. The foundation of the University thrives with the fourfold focus of being 1) spiritually strengthening, 2) intellectually enlarging, 3) character building, leading to 4) lifelong learning and service.

Brigham Young University provides an outstanding education in an atmosphere consistent with the standards and principles of its sponsor, The Church of Jesus Christ of Latter-day Saints.

“Our education should be such as to improve our minds and fit us for increased usefulness; to make us of greater service to the human family.” - Brigham Young

EXCEPTIONAL ACADEMICS AND OPPORTUNITIES

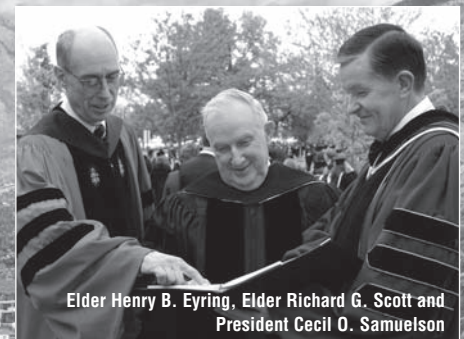

Graduates leave BYU with the skills and desire to make meaningful contributions all across the globe. With various

opportunities for research and hands-on experiences, the BYU experience ensures students are well prepared to continue their education and are heavily recruited by employers.

The University consistently achieves national recognition, with students earning such distinction as Fulbright scholars, Mellon fellows and Barry M. Goldwater scholars.

OUTSTANDING STUDENT BODY

BYU students arrive with superb preparation. The entering class has an average high school GPA of 3.71 (on a 4.0 scale) and an average ACT score that ranks in the 89th percentile nationally. The University consistently places in the top 20 for enrollment of National Merit Scholars.



Elder Henry B. Eyring, Elder Richard G. Scott and President Cecil O. Samuelson



A TOP-OF-THE-CHARTS EDUCATION

- #1 Study Abroad Opportunities**
- *The Institute of International Education*
- #1 Stone-Cold Sober School**
- *2008 Princeton Review*
- #1 Students Pray on Regular Basis**
- *2008 Princeton Review*
- #1 Producer of Dental School-Bound Students**
- *2008 Graduate Placement rankings*
- #1 Best MBA Among Regional Schools**
- *2008 The Wall Street Journal*
- #2 Best Value in American Private Education**
- *2006 Consumers Digest*
- #2 Town-Grown Relations are Good**
- *2007 Princeton Review*
- #3 Great College Library**
- *2008 Princeton Review*

- #3 Undergraduate Accounting Program**
- *2008 U.S. News and World Report*
- #6 Producer of Law School-Bound Students**
- *2008 Graduate Placement rankings*
- #7 Undergraduate Business Program**
- *2008 Business Week*
- #10 In Number of Graduates Who Go On to Earn PhDs**
- *2008 Graduate Placement rankings*
- #16 Least Student Incurred Debt**
- *2008 U.S. News and World Report*
- #17 Happiest Student Body**
- *2007 Princeton Review*
- #19 Nation's Top Athletic Programs**
- *2008 Sports Illustrated*
- #31 Best Graduate Schools - J. Reuben Clark Law School, Marriott School of Management**
- *2009 U.S. News and World Report*

BEAUTIFUL CAMPUS SETTING

Located 45 miles south of Salt Lake City, Provo, Utah, is a city of more than 115,000 situated 4,500 feet above sea level. The campus sits at the western base of the Wasatch Mountains, part of the Rocky Mountain Range. Surrounded by mountains, Provo is at the heart of Utah Valley with a combined population of more than 440,000. Utah Valley is framed by the 23-mile-long Utah Lake on the west and 11,750-foot Mount Timpanogos on the east.

BYU has several other campuses serving an additional 12,000 students in La'ie, Hawaii; Rexburg, Idaho; and Salt Lake City, Utah.

DISTINGUISHED FACULTY

Faculty members hold advanced degrees from universities around the world. Their achievements are compelling and wide-ranging as they pursue consequential research work that is making a real difference. Alleviating hunger worldwide through more efficient agriculture, finding low-pollution energy alternatives and making significant contributions to the strengthening of families are among their many pursuits. Faculty members are regularly called upon to head national and international professional organizations and to consult with corporate and governmental entities. Above all, these high-principled men and women share an unmatched devotion to bringing the best possible education to their students.

Nearly half of these scholars have lived outside the United States, and three-fourths are fluent in at least two languages. The variety of cultures and backgrounds, coupled with an institutional commit-



ment to the gospel of Jesus Christ, adds to an already rich academic experience that challenges the mind while feeding the spirit.

BYU has a full-time enrollment of 32,964. Students come to BYU from all 50 states and more than 120 countries.





“This institution is remarkable. It is a continuing experiment on a great premise that a large and complex university can be first-class academically while nurturing an environment of faith in God and the practice of Christian principles.”

- Gordon B. Hinckley, Former President, Board of Trustees of BYU and LDS Church

INTERNATIONAL STUDY AND LEARNING

BYU is a Center for International Business Education Research (CIBER), a program designed to promote the competitiveness of United States business through an integrated international curriculum, faculty and student international research and outreach programs. BYU's David M. Kennedy Center for International Studies provides support to colleges and departments in pursuing their international interests.


More than three-fourths of BYU students speak a language other than English -- 107 languages in all. Six percent of the student body is from outside the United States. Additionally, 82 percent of the men and 13 percent of the women at BYU have served missions for


the Church, often gaining fluency in a second language from the experience.

Regular classes are offered in 43 languages, with an additional 23 available with sufficient student interest -- among the most offered anywhere in the country. The prior experience of many of the students allows for a higher standard of instruction, using the language to teach other ideas -- literature, history, culture -- and to enhance their opportunities outside the lab and classroom.

BYU MISSION STATEMENT

The mission of Brigham Young University--founded, supported and guided by The Church of Jesus Christ of





Latter-day Saints--is to assist individuals in their quest for perfection and eternal life. That assistance should provide a period of intensive learning in a stimulating setting where a commitment to excellence is expected and the full realization of human potential is pursued.

All instruction, programs and services at BYU, including a wide variety of extracurricular experiences, should make their own contribution toward the balanced development of the total person. Such a broadly prepared individual will not only be capable of meeting personal challenges and change but will also bring strength to others in the tasks of home and family life, social relationships, civic duty and service to mankind.

BYU's faculty, staff, students and administrators should be anxious to make their service and scholarship available to The Church of Jesus Christ of Latter-day Saints in furthering its work worldwide. In an era of limited enrollments, BYU can continue to expand its influence both by encouraging programs that are central to the Church's purposes and by making its resources available to the Church when called upon to do so.

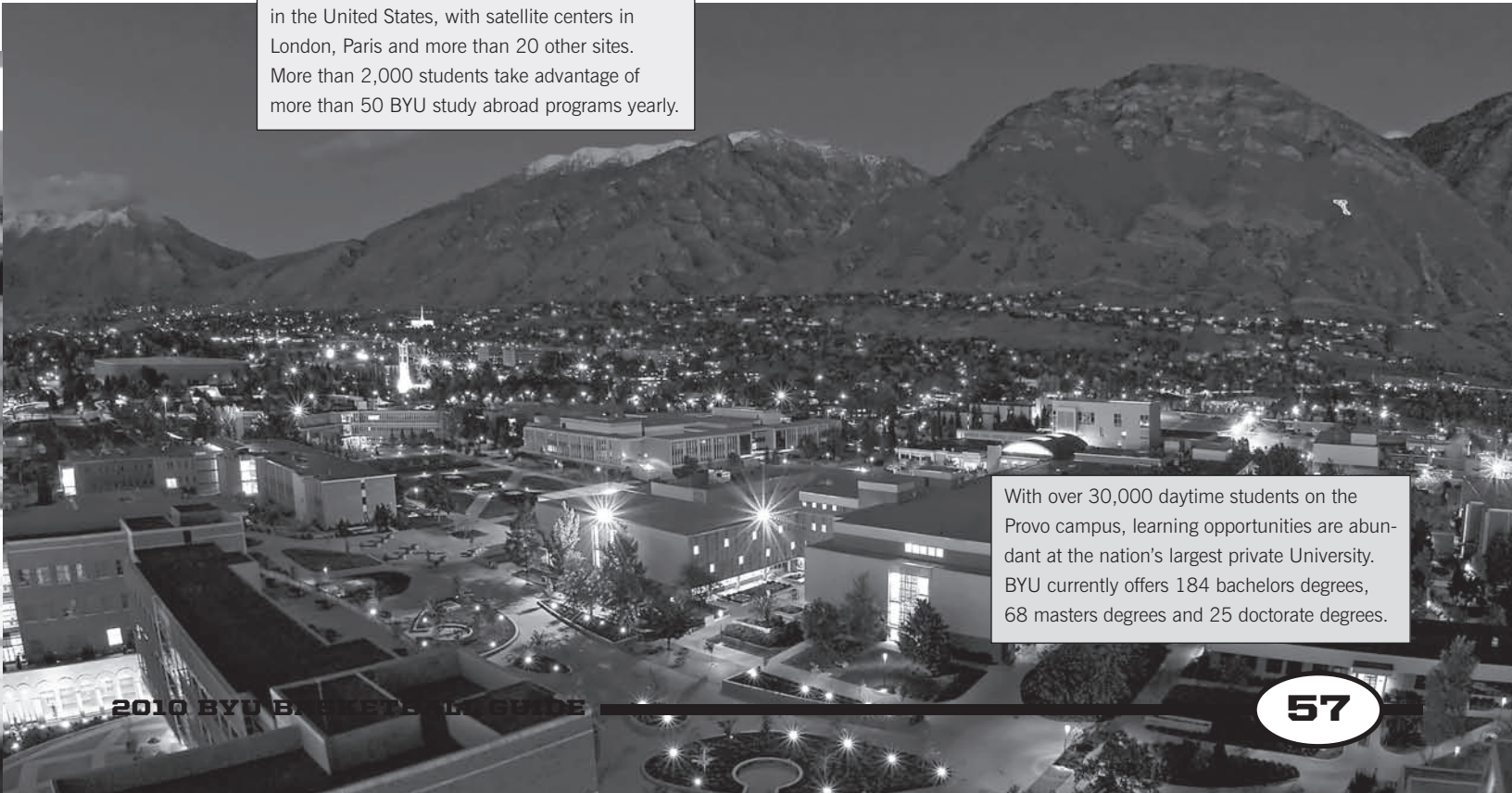
We believe the earnest pursuit of this institutional mission can have a strong effect on the course of higher education and will greatly enlarge Brigham Young University's influence in a world we wish to improve.

PREPARATION FOR THE FUTURE

A strong curriculum delivered by outstanding faculty is key to the academic excellence of BYU graduates. From business management to nursing, from the humanities to engineering, the University's 11 colleges -- supported by comprehensive offerings from religious education -- continue to be internationally recognized for the quality of their education and the professional preparation they provide. In addition to the challenging course work and hands-on research, numerous programs offer academic and service outreach opportunities. Study abroad centers, distance-learning courses and worldwide performing arts tours are a few of the offerings that enrich BYU's academic experience.

THE WORLD IS OUR CAMPUS


BYU operates the largest study abroad program in the United States, with satellite centers in London, Paris and more than 20 other sites. More than 2,000 students take advantage of more than 50 BYU study abroad programs yearly.



With over 30,000 daytime students on the Provo campus, learning opportunities are abundant at the nation's largest private University. BYU currently offers 184 bachelors degrees, 68 masters degrees and 25 doctorate degrees.



BYU'S DISTINGUISHED ALUMNI



ANDY REID




STEVE YOUNG



DANNY AINGE



MITT ROMNEY



ENI FA'AU'A HUNKIN
FALEOMAVEGA

Photo Courtesy of Provo Daily Herald; Dan Lund

From Super Bowl champions to PGA pros and from national broadcasters to political leaders, Brigham Young University is the alma mater of many outstanding men and women. The BYU experience ensures that students are well prepared for outstanding success after graduation. Whether in academics, business, medicine, law, government, entertainment or athletics, BYU is a proven launching pad for your future dreams.

Danny Ainge: Former NBA basketball player and Phoenix Suns head coach; current executive director of basketball operations for the NBA's World Champion Boston Celtics; named NBA Executive of the Year in 2008.

Ezra Taft Benson: President of the LDS Church from 1985-1994; U.S. Secretary of Agriculture under President Dwight D. Eisenhower.

Paul D. Boyer: Nobel Prize in Chemistry, 1997.

M. Anthony Burns: Former CEO and President of Ryder Systems and member of the board of directors for The Black & Decker Corporation, J.C. Penney Company, Inc., J.P Morgan Chase & Co. and Pfizer Inc.

Orson Scott Card: Author of science fiction stories, plays and books.

Jonathan C. Coon: Co-Founder/CEO of 1-800-CONTACTS.

Todd Christensen: Former All-Pro tight end; former ESPN & NBC football announcer and current sports analyst on The Mtn. sports network.

David Checketts: Former president of Madison Square Garden; owner of Major League Soccer's Real Salt Lake and the NHL's St. Louis Blues.

Jayne Clayton: Author and former Emmy award-winning CBS News Correspondent

Stephen R. Covey: Heads Covey Leadership Foundation; author of *Seven Habits of Highly Effective People*.

Mike Crapo: Current U.S. Senator for the state of Idaho.

Gary L. Crittenden: CFO of Citigroup International, Inc.

Aaron Eckhart: Golden-Globe-nominated film actor; star in *Batman: The Dark Knight*, *No Reservations*, *Paycheck*, *Erin Brockovich* among others.

Eni Fa'aua'a Hunkin Faleomavaega, Jr.: Current delegate to the U.S. House of Representatives from American Samoa.

Philo T. Farnsworth: One of the fathers of television.

Frank Fredericks: Olympic sprinter; two silver medals in the '92 and '96 Olympics.

Todd Harris: Sideline reporter for ABC Sports and ESPN

Orrin G. Hatch: U.S. Senator, Utah; senior member of the Senate Judiciary Committee.

Sharlene Wells-Hawkes: 1985 Miss America and former ESPN Announcer.

John Heder: Hollywood actor; star of *Napolean Dynamite*, *Benchwarmers*.

Brett Helquist: Famous illustrator best known for his work in the children's books *A Series of Unfortunate Events*.

Jared and Jerusha Hess: Award-winning screen writers/directors of *Napolean Dynamite* and *Nacho Libre*.

Ken Jennings: Record \$2.52 million winner on TV's *Jeopardy!*

Mike Leach: Head coach of Texas Tech Football team

Trevor Matich: Former BYU All-American football player and current ESPN Football Analyst with ESPN and Fox-5 in Washington D.C.

Matthew McCauley: Current CEO of children's clothier Gymboree.

Hugh McCutcheon: Head coach of the gold medal winning US Volleyball team 2008

Stephenie Meyer: New York Times best-selling author of *Twilight* book series.

Ryan Millar: Two-time U.S. Volleyball Olympian, 2008 Gold Medal Winner

Johnny Miller: Legendary professional golfer and NBC television golf analyst.

Mikel Minor: Coordinating Producer of ESPN's *SportsCenter*.

Andy Reid: Current head coach of the NFL's Philadelphia Eagles.

Shauna Rohbock: 2006 Olympic Bobsled Silver Medalist; former WUSA soccer pro; Former All-American Soccer player and All-American heptathlete at BYU.

Mitt Romney: Founder of Bain Capital and President of the 2002 Salt Lake Olympic Committee; governor of Massachusetts; 2008 U.S. Presidential Candidate.

Steve Sarkisian: Former BYU quarterback, head football coach at Univ. of Wash.

Vai Sikaheima: Former NFL All-Pro, Award-winning sports anchor at NBC 10 in Philadelphia

Gordon Smith: U.S. senator from Oregon.

Kevin Towers: General Manager of Major League Baseball's San Diego Padres.

Mike Weir: 2003 Master's champion and current PGA Tour star.

Guard Young: 2004 Olympic Silver Medallist on USA's men's gymnastics team.

Steve Young: Two-time NFL MVP with the San Francisco 49ers; NFL Hall of Famer and current NFL television analyst.

Michael K. Young: Former Dean of the George Washington School of Law and current president of the University of Utah.

Dean Wilson: PGA Tour star; currently among the top money leaders on tour.



STEPHANIE MEYER



HUGH MCCUTCHEON



AARON ECKHART



VAI SIKAHEMA



TODD HARRIS



MISSIONARIES

Brigham Young University is owned and operated by The Church of Jesus Christ of Latter-day Saints. The missionary emphasis of the Church is perhaps one of its most recognized characteristics. Since the organization of the Church in 1830, over one million missionaries have served.

Many male missionaries leave for mission service after their freshmen year of college. These missionaries serve for two years (men) or 18 months (women and couples), teaching the restored gospel and its ordinances and engaging in community service. The missionaries or their families donate money to the Church equal to the average cost of a missionary's expenses. After their missions, missionaries return to schooling, vocations or family.

The Church operates 347 missions around the world in 145 nations speaking 164 languages. A mission covers a geographic area and has a central headquarters. Each is presided over by a mission president who is called from the ranks of the Church membership to serve for a period of three years. The mission president directs the work of the missionaries assigned to his mission.

More than 53,000 missionaries representing The Church of Jesus Christ of Latter-day Saints are serving proselytizing missions in 330 missions around the world. Seventy-five percent of the Church's proselytizing missionaries are young men between the ages of 19 and 26. A substantial number of young women and older couples also serve proselytizing missions.

Missionaries work long hours—seven days a week for two years or 18 months for women and couples—teaching the Gospel of Jesus Christ and participating in community service.

In addition, about 5,100 individuals (including couples) are given special service assignments. Health specialists and doctors go to developing countries where the Church's health services program teaches preventive care. Craftsmen, artisans and construction supervisors train members in local building proj-

ects. Agricultural experts train people to produce food more effectively and economically. Other mission assignments include education, family history research and leadership training.

The missionaries and/or their families donate money to the Church to pay for their personal expenses. When his or her assignment is completed, the missionary returns home to pursue vocational, academic or other personal goals. Aside from their brief orientation at a missionary training center, missionaries receive little formal training for their ministry. Missionary preparation comes primarily from personal study and, in many cases, from examples taught in the home from childhood.

The Church of Jesus Christ of Latter-day Saints was officially organized on April 6, 1830 with six members. Today, congregations of the Church are found in more than 160 nations and territories. With over 13 million members, it is one of the fastest growing religions in the world and one of the largest Christian churches in the United States.

The Church of Jesus Christ of Latter-day Saints is Christian, but is neither Catholic nor Protestant. Rather, it is a restoration of the original church established by Jesus Christ. For more information on the beliefs of the Church of Jesus Christ of Latter-day Saints, visit www.lds.org.

CHURCH BELIEFS

BYU is owned and operated by The Church of Jesus Christ of Latter-day Saints. The Church was officially organized on April 6, 1830, with six members. Today, congregations of the Church are found in more than 160 nations and territories. With more than 12 million members, it is one of the fastest-growing religions in the

world and one of the largest Christian churches in the United States.

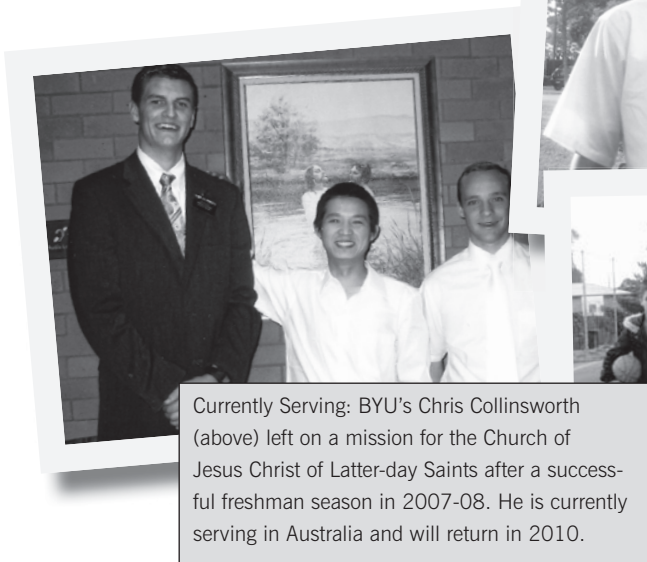
The Church of Jesus Christ of Latter-day Saints is Christian but is neither Catholic nor Protestant. Rather, it is a restoration of the original church established by Jesus Christ.

The Book of Mormon: Another Testament of Jesus Christ is regarded as divinely inspired scripture, as is the Holy Bible. Both volumes are used by Latter-day Saints side by side. For more information on the beliefs of The Church of Jesus Christ of Latter-day Saints, visit www.mormon.org.


BYU BASKETBALL MISSIONARIES

(FROM 1999 TO PRESENT)

- Austin Ainge. Dominican Republic
John Allen El Salvador
Brock Zylstra New Zealand
James Anderson Guatemala
Jimmy Balderson Marshall Islands
Mark Bigelow Florida
Daniel Bobik Dominican Republic
Michael Boswell California
Ricky Bower Poland
Sam Burgess Washington
Josh Burgess Phillippines
Jon Carlisle Ecuador
Todd Christensen Chile
Chris Collinsworth Australia
Nathan Cooper Portugal
Lee Cummar Tennessee
Derek Dawes New Hampshire
Joe Ellsworth Illinois
Jackson Emery Mexico
Travis Hansen Chile
Noah Hartsock Salt Lake City
Dan Howard Toronto, Canada
Bart Jepsen New York
Nate Knight Ohio
Gavin MacGregor Belgium/The Netherlands
Logan Magnusson British Columbia, Canada
Nick Martineau Chile
Garner Meads Alberta, Canada
Chris Miles Oregon
Matt Montague England
Ben Murdock Hawaii
Terry Nashif South Carolina
David Nielsen Chile
Eric Nielsen Russia
Gifford Nielsen Spain
Jermaine Odjegba Tennessee
Shawn Oponui California
Matt Pinegar Toronto, Canada
Brock Reichner Portugal
Marc Roberts Argentina
Ty Shippen North Carolina
Jake Shoff Honduras
Morgan Smith Oregon
Nick Taggart The Netherlands
Michael Vranes California
Trent Whiting Brazil



Currently Serving: BYU's Chris Collinsworth (above) left on a mission for the Church of Jesus Christ of Latter-day Saints after a successful freshman season in 2007-08. He is currently serving in Australia and will return in 2010.



The Wasatch Mountains provide a backdrop for Brigham Young University and add to the fun-loving atmosphere of this unique university. Just minutes away from high peaks and rugged terrain, students learn the advantages of getting out and experiencing mother nature. Whether it be mountain biking or snowshoeing, hiking a mountain meadow or experiencing the ski slopes with "the Greatest Snow on Earth", BYU students know the meaning of thrilling experiences. Activities abound off campus as well as on campus where arts and entertainment are first class. Because BYU is home to one of the most successful athletic departments in the nation, attending campus sporting events is an experience few universities can match. Whether it's packing the house for a volleyball game in the Fieldhouse or joining 65,000 people to watch the Cougars tackle another national powerhouse in LaVell Edwards stadium, or feeling the "magic" of the Marriott Center or experiencing the rush of a soccer goal at South Stadium, BYU stands apart.



Brigham Young University is located in Utah County. With a population of 400,000 people, Utah County offers all the conveniences of a major metropolitan community. Just 40 minutes south of Salt Lake City, the host of the 2002 Winter Olympics, Provo also offers various recreational activities. Known for its incredible skiing and central location to 15 national parks and monuments, Utah County attracts visitors from around the world.

The Utah Valley metropolitan communities of Provo and Orem are home to a growing high-tech mecca, including the world headquarters for many computer and technology corporations. The Provo/Orem area boasts one of the highest standards of living in the country.


The Utah Valley area has also been ranked among the top 20 places to live in the nation (according to *Money Magazine*) for the past five years. In 2006, *Money*

Magazine rated the Provo-Orem area No. 3 on its list of the top 300 places in the nation to live, and *Forbes* rated Provo as the second-best place for business and career. *Fortune* magazine also considers Provo to be the "third high-tech cluster in the U.S."

The Sundance Institute, located in Provo Canyon, offers locals and visitors an opportunity to experience some of the region's artistic culture. Every year, some

20,000 people attend Robert Redford's Sundance Film Festival. Several films that premiered at the festival have been the recipients of Oscar, Emmy and International Film Festival awards. Sundance offers year-round activities that can be enjoyed by everyone, including its ski resort, summer outdoor theater, fine dining and shopping. Also nearby is the ski and summer resort city of Park City.

UTAH VALLEY IS A MAJOR GATEWAY TO SIX NATIONAL PARKS, SEVEN NATIONAL MONUMENTS, TWO NATIONAL RECREATIONAL AREAS, SIX NATIONAL FORESTS AND 44 STATE PARKS.



MARRIOTT
CENTER



BYU'S OUTSTANDING ATHLETIC TRAINING PROGRAM & FACILITIES




SAB ATHLETIC TRAINING ROOM



BYU's athletic training staff is responsible for the care of student-athletes from the time they arrive on campus, aiding in the prevention of injuries. When student-athletes do get injured, they are treated by one of the nation's most qualified athletic training staffs. The staff includes certified athletic trainers, a sports physical therapist, a team physician, team orthopedic surgeons and a wide variety of other medical specialists. BYU athletic trainers are concerned with much more than just improvement in the weight room. They are committed to improving the athletes' overall fitness and health. Thanks to outstanding training facilities, BYU's athletic training staff has helped the Cougars win championship after championship.

BYU's well-structured strength and conditioning program is playing an increasingly vital role in the success of collegiate basketball programs. Success begins with training. BYU recently built a new state-of-the-art strength and conditioning center as part of BYU's new Student Athlete Building.

The primary goal of the BYU program is to keep athletes healthy and prepared for competition by reducing their susceptibility to injury. BYU's strength and conditioning staff has experienced excellent results through its computer-analyzed combination of a strict weight and conditioning program, a carefully planned diet and sufficient rest.



ATHLETIC TRAINING FACILITIES



ATHLETIC TRAINING FACILITIES



SAB STRENGTH & CONDITIONING CENTER



STRENGTH TRAINING



SAB STRENGTH & CONDITIONING SECOND FLOOR



BASKETBALL STRENGTH & CONDITIONING CENTER

As the head strength and conditioning coach, Jay Omer's wealth of experience and knowledge is helping shape BYU student-athletes into champions.

In early 2001 Omer came to BYU after spending eight years at Georgia Tech. Since that time he has revolutionized BYU's strength and conditioning program and helped student-athletes reach higher.

As director of strength and conditioning, Omer is responsible for the development and implementation of training programs for athletes in all of BYU's 21 intercollegiate sports. Conditioning encompasses all facets of physical performance. From speed and quickness to cardiovascular endurance and brute strength, Omer creates programs designed to increase them all. Training programs are sport-specific and position-specific within each sport, allowing athletes to focus on what they need to succeed in their individual competitive endeavors.

Each game, each time down the court can be decided by who tires first. Week in and week out, players give and take a beating and are expected to come back for more of the same the next week. Less than a year after his arrival, Omer's subjects were seeing huge returns on their investment. Most players had increased their personal lifts 15-25 percent.

Not only does the conditioning program improve each player as an individual, but it also improves the team as a whole.

Working and sweating with each other in the weight room helps bring the players together. Seeing each person sacrifice and succeed in the offseason builds a camaraderie that carries over to the court as players work to make each other and the team better.

The results BYU players have realized have come from dedication and sacrifice. It's a time-consuming and often painful process in which athletes push themselves to higher levels of performance, and Omer is there to watch over them the whole time.



JAY OMER
Head Strength & Conditioning Coach



JUSTIN MCCLURE
Basketball Strength & Conditioning Coach

Arriving at the gym before most people are out of bed and staying until long after most people have gone home for the night, Omer takes the success of BYU athletes very seriously. It's his job to make sure the players are strong enough to achieve one more victory, one more title, one more triumph.

"I like to see kids work hard, make something of themselves and improve their abilities. That's the joy of this job. We believe a team can only be successful if it prepares well and has team chemistry. You can have a team of super stars, but I'd rather have a team with less talent that works hard, cares about each other, has team chemistry and will go to war because they believe in each other. That's what it's all about, and that's what we're trying to get done here."

— Jay Omer,
BYU Head Strength & Conditioning Coach



“BYU IS A PREMIER UNIVERSITY THAT NEEDS PREMIER FACILITIES. THIS COMPLEX IS ANOTHER COMPONENT IN MAINTAINING OUR NATIONAL SUCCESS IN BOTH ATHLETICS AND ACADEMICS.”

– Steve Young (BYU '83) NFL MVP 1992, 1994



Athletic Conference Room



Team Meeting and Video Room



Student Athlete Computer Center



Student Athlete Academic Center

Completed in December 2003, the 126,300 square-foot Student Athlete Building (SAB) is home to the BYU Athletic Department.

This state-of-the-art facility is also home to Legacy Hall - a three-story museum/hall of fame celebrating more than 100 years of BYU Athletics. The SAB houses the student-athlete academic center, a two-story strength and conditioning center, training facilities, an equipment room, conference rooms, offices for the football coaches and men's and women's athletic administration offices, the Cougar Club, the football locker room and meeting rooms for the team. Legends Grille restaurant and Legacy Hall are areas where fans as well as athletes can congregate.

TRAINING FACILITIES

Sponsored by Dynatronics, this area features a rehabilitation room and a hydro area with a cold pool, a hot tub with power jets, a treadmill pool with two cameras and a doctor's office. Trainers provide electrical stimulation and ultrasound treatments as well as bikes, treadmills and Cybex machines.

The weight room is two stories and has windows built all around to provide a view of the practice field. The locker room, patterned after the NFL's Philadelphia Eagles, is 75 yards long. There is a reha-

STUDENT ATHLETE BUILDING QUICK FACTS

SQUARE FOOTAGE: 126,300 feet

HIGHEST POINT OF ROOF: 60 feet (outside)

DEPTH OF BUILDING: 160 feet

WIDTH OF BUILDING: 370 feet

FIRST FLOOR:

The first floor of the Student Athlete Center is 48,000 square feet and includes the following: athletic legacy hall, nutrition center, strength and conditioning complex, athletic training, lockers and an issue room.

SECOND FLOOR:

The second floor is 28,000 square feet and includes coaches' offices, team meeting rooms, nutrition center (second level) and the second level of the strength and conditioning complex.

THIRD FLOOR:

The third floor is 25,000 square feet and includes the student-athlete academic center, Cougar Club offices, Varsity Club offices and administrative offices.

bilitation room, and three whirlpools adorn the complex. There is a special locker room for former BYU players who want to train in Provo during the offseason and a special office for professional scouts.

In Legends Grille, BYU's sports-themed restaurant, fans, coaches and athletes can view 11 plasma TV screens, a ticker tape with world-wide sports scores and specialty events on a projection screen while grabbing a tasty bite to eat.






BYU'S STUDENT ATHLETE BUILDING STATE-OF-THE-ART FEATURES INCLUDE:

- Student Athlete Academic Center
- Strength and Conditioning Center
- Nutrition Center and Restaurant
- Training Facilities
- Team Meeting Rooms and Video Conference Rooms
- Football Offices
- Athletics Legacy Hall (Hall of Fame)
- Football Locker Rooms
- Equipment Room
- Athletic Administration Offices
- Video Facilities
- Jamba Juice Cafe



LEGACY HALL DISPLAYS



AERIAL VIEW OF SMITH FIELDHOUSE (BOTTOM LEFT), STUDENT ATHLETE BUILDING (RIGHT), INDOOR FACILITY (CENTER LEFT)



Legends Grille: BYU's sports dining center on the first and second floors of the Student Athlete Building



MARRIOTT CENTER MAGIC

BYU'S HOMECOURT IS ONE OF THE NATION'S BEST BASKETBALL ARENAS

BYU's 22,700-seat basketball arena is truly a hoop heaven. There is no place quite like it in college basketball. Over the past 38 years, the Marriott Center has been home to the thrills and cheers of BYU basketball. With a history full of game-winning shots, slam dunks and some of the nation's top attendance marks, the Marriott Center's 22,700 seats have allowed BYU fans to see plenty of excitement since the facility's opening game on December 3, 1971.


The Marriott Center is named for successful Utah businessman J. Willard Marriott and is the third-largest on-campus arena in the country behind Syracuse's Carrier Dome (33,000) and Tennessee's Thompson-Boling Arena (24,525).

The Cougars have a .786 winning percentage in the Marriott Center over its 38 seasons. BYU has gone 124-

12 in the Marriott Center over the past eight years, boasting the nation's longest home victory streaks over parts of the 2002, 2003, 2006, 2007, 2008 and 2009 seasons. The Cougars held the nation's longest winning streak and set the school record with 53-straight home wins from 2005-2009. Some great games have been played in the Marriott Center, including Danny Ainge and company's 19-point shellacking of No. 7 Utah in 1981 before the Cougars' run to the Elite Eight in the NCAA Tournament. In 2002, BYU put on an incredible run to erase a 21-point second-half deficit and defeat Utah 63-61, helping preserve a perfect 16-0 home record. The Cougars played their 500th game in the Marriott Center on Feb. 22, 2006, against league-leader San Diego State, putting together a thrilling 59-point second-half performance on the way to a 100-90 win.

The top three attendance games in the history of the Mountain West Conference have all been played in the Marriott Center. BYU has ranked in the top 25 nationally in paid attendance every year but four since the Marriott Center opened. The Cougars have led the nation three years, finished second four times and been among the top five attendance leaders 19 times over the past 38 years.

In 1972, 1977, 1979 and 1982, BYU hosted NCAA Regionals. The 1988 Western Athletic Conference Tournament was also held in the Marriott Center. In addition to the fans it draws for basketball, capacity crowds have filled the arena for devotionals, commencement exercises, concerts and pageants. As a sports venue, it has also accommodated BYU tennis, wrestling, volleyball and gymnastics contests as well as NBA exhibition games.



... they are unbeatable in the Marriott Center in Provo . . . I'm telling you what, the BYU student section has been ranked No. 1 in my book all season long out of all the places I've been . . . They are outstanding as a group.

- Jimmy Dykes, ESPN Basketball Analyst





MARRIOTT CENTER TOP CROWDS

ATT.	OPP.	DATE	BYU	OPP
23,106	Utah	Mar. 7, 1981	95	76
23,096	Wake Forest	Jan. 3, 2009	87	94
23,084	Utah	Jan. 12, 1980	89	72
23,042	Illinois	Nov. 30, 1979	76	86
23,037	Utah St.	Dec. 27, 1980	104	89
23,025	Air Force	Jan. 18, 1992	66	45
23,023	UCLA	Nov. 26, 1982	82	85
23,006	Utah	Feb. 17, 1979	76	50
22,998	UNM	Feb. 25, 1978	66	71
22,987	Utah	Feb. 3, 1973	89	73
22,985	CSU	Feb. 26, 1972	105	85
22,983	Wyoming	Jan. 24, 1981	84	70
22,977	La Salle	Dec. 29, 1987	95	82
22,953	CSU	Feb. 24, 1979	66	61
22,937	UTEP	Feb. 5, 1972	57	53
22,936	Utah	Mar. 5, 1983	62	64
22,929	Utah	Jan. 15, 1982	74	51
22,918	Utah St.	Jan. 7, 1978	85	84
22,893	Utah St.	Jan. 22, 1972	101	82
22,891	SDSU	Feb. 3, 1979	88	80
22,889	UNLV	Dec. 5, 1981	63	66
22,812	Utah	Mar. 3, 2007	85	62
22,718	Utah	Mar. 1, 2004	70	57
22,702	CSU	Mar. 8, 2003	67	55
22,700	Air Force	Jan. 27, 2007	61	52
22,700	Air Force	March 7, 2009	54	49
22,580	Utah	Jan. 15, 2000	49	56
22,580	UNLV	Feb. 16, 2008	74	48

BYU has outscored its opponents 10,446-8,352 while achieving a 138-14 home record over the past ten seasons. The Cougars' average margin of victory over that span is 15.4 points.





BYU has consistently ranked among the national attendance leaders, averaging 16,077 fans in the 38-year history of the Marriott Center. The Cougars averaged 13,383 fans in 2008-09 to rank 24th nationally, including a crowd of 23,096 fans who watched BYU battle No. 6 Wake Forest on Jan. 3, 2009 and 22,700 who saw the Cougars claim a share of the MWC title with a win over Air Force on March 7, 2009. BYU outdrew the regular-season conference champions of 24 of the nation's 30 other conferences as well as all but Arizona in the Pac-10 Conference, all but two teams in the Big 12 and all but three teams in the Southeastern Conferences and over half of the teams in the Atlantic Coast and Big East Conferences.

The Cougars have gone 124-12 at home over the past nine years. BYU had a school record 53-game winning streak that started in 2005 and ended with the loss to nationally ranked Wake Forest. The Cougars set the program record with their 67-59 win over Utah in the Marriott Center on Feb. 20, 2008, their 45th-straight home win. The Cougars were 14-2 at home last year and won 16 home games the previous season and 17 in 2006-07 after going 14-1 at home in 2005-06. BYU's last home loss before the record-setting streak was in the 2005-06 season opener against Loyola Marymount. The streak included 29 straight over nonconference opponents and 24 consecutive over MWC foes. The Cougars ended the 2008-09 season with a new streak of six-straight home wins. BYU is 433-118 (.786) all-time in the Marriott Center, and Cougar head coach Dave Rose is 61-3. Prior to the current streak, BYU's longest homecourt victory streak was 44 games from Feb 19, 2000 to Jan 16, 2003.


BYU also owned one of the country's longest nonconference home winning streaks over the last seven years, defeating 40 straight non-league opponents in the Marriott Center. The streak began with a 61-59 win over Utah State on Jan. 2, 1999. Prior to the end of the streak, which came on Nov. 27, 2005 with a 64-67 loss to California, the Cougars had not lost a nonconference home game since Dec. 19, 1998, ironically a 70-71 setback to the Golden Bears. The Cougars have also achieved top nonconference wins on neutral courts with victories over nationally ranked opponents Louisville (2007-08), Oklahoma State (2003-04) and Stanford (2001-02).

BYU IN NCAA ATTENDANCE RANKINGS SINCE THE OPENING OF THE MARRIOTT CENTER

YEAR	RANKING	ATTENDANCE	YEAR	RANKING	ATTENDANCE
1972	1st	21,818	1996	6th	17,961
1973	1st	18,579	1997	7th	16,895
1974	1st	16,251	1998 ^	26th	12,207
1975	9th	12,563	1999 ^	20th	13,915
1976	3rd	14,011	2000 ^	13th	15,445
1977	4th	14,632	2001 ^	11th	15,705
1978	3rd	17,168	2002 ^	21st	13,372
1979	2nd	19,787	2003 ^	17th	14,468
1980	2nd	21,480	2004 ^	11th	15,300
1981	2nd	22,506	2005 ^	34th	10,633
1982	2nd	21,224	2006 ^	30th	11,069
1983	3rd	20,264	2007 ^	30th	12,073
1984	3rd	21,448	2008 ^	21st	13,518
1985	7th	15,259	2009 ^	24th	13,383
1986	5th	16,572			
1987	4th	18,939			
1988	5th	20,200			
1989	6th	18,149			
1990	5th	19,119			
1991	6th	17,479			
1992	5th	17,658			
1993	3rd	21,185			
1994	6th	18,875			
1995	5th	18,838			

Source: NCAA (note: BYU did not report paid attendance from 1998-2002. Rankings for those years reflect where the Cougars would have been listed in the rankings.)

^ Unlike prior seasons when student tickets were sold, total paid student attendance is not reflected in average attendance because of the All-Sport Card program.



Since the Marriott Center opened 38 years ago, Cougar fans have watched BYU compile a 433-118 record, a .786 winning percentage.

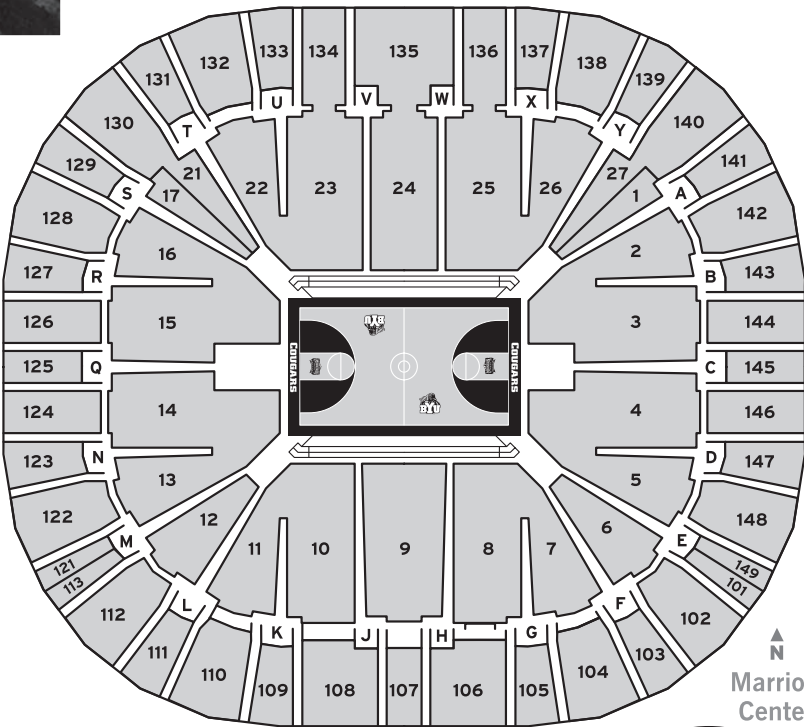


The Marriott Center covers three acres and encloses eight million cubic feet. There are approximately 10,100 chair seats with the balance being bleacher seats. About 40 percent of the seats are below the concourse level. The distance around the concourse level is a quarter of a mile.

The roof, which is the size of two football fields placed side-by-side, is 10 stories high and is held together by 50,000 bolts. The four-million pound roof was constructed first at ground level, then raised 38 feet. There are seven locker rooms, a President's room, two reception rooms, press and interview rooms, men's and women's team rooms and a training room.

Improvements to the exterior and interior took place in 2007, including glass exterior walls and new lighting. In 2006 the original suspended floor, installed in 1971, was replaced with a Connor Uniforce floor and seismic upgrades took place. Fittingly, the last game played on the original floor featured the jersey retirement of Cougar great Kresimir Cosic, who played in BYU's first game in the Marriott Center. An additional floor upgrade was installed in 2007.

"The Marriott Center is one of the top five places to play in the country, not just because of its size, but because its facilities are fantastic," said former UTEP head coach Don Haskins, the subject of the 2006 film *Glory Road*. "If there is a better arena, I haven't seen it."




North arrow pointing up, labeled "Marriott Center".



MEN'S BASKETBALL

In 2008-09, the Cougars secured their third-consecutive MWC regular-season title and earned their 24th appearance at the NCAA Tournament as a No. 8 seed. The Cougars also finished the regular season ranked in the nation's top 25 for the second consecutive season.

ARE YOU READY



**2008-2009
ATHLETIC SUCCESS**

BYU TEAM	CONF. FINISH	NCAA FINISH
M-Basketball	1st	33rd
W-Basketball	5th	NA
M-Volleyball	5th	7th
W-Volleyball	6th	NA
W-Soccer	1st	19th
Baseball	3rd	NA
Football	3rd	21st
Softball	1st	33rd
W-Cross Country	2nd	NA
M-Cross Country	1st	9th
Gymnastics	NA	NA
W-Track (indoor)	1st	3rd
M-Track (indoor)	1st	41st
W-Track (outdoor)	1st	15th
M-Track (outdoor)	1st	13th
M-Golf	6th	71st
W-Golf	5th	78th
W-Swimming	1st	NA
M-Swimming	3rd	NA
M-Tennis	4th	NA
W-Tennis	4th	NA

AMONG THE VERY BEST

BYU's 10 NCAA team championships, 1,128 All-Americans and 315 conference championships have created a tradition of excellence. The Cougars consistently rank among the nation's top-25 athletic departments according to the NACDA Directors Cup standings, which measures the overall performance of athletic departments. BYU's 21 athletic teams continually establish themselves among the top teams in the nation.

NATIONAL CHAMPIONSHIPS

Men's Volleyball	2004
Women's Cross Country	2002
Women's Cross Country	2001
Men's Volleyball	2001
Women's Cross Country	1999
Men's Volleyball	1999
Women's Cross Country	1997
Football	1984
Men's Golf	1981
Men's Track	1970

NACDA DIRECTOR'S CUP

1996-97	16th
1997-98	18th
1998-99	12th
1999-00	18th
2000-01	17th
2001-02	23rd
2002-03	45th*
2003-04	29th*
2004-05	27th
2005-06	31st
2006-07	26th
2007-08	41st
2008-09	47th

Since the Director's Cup began in 1996, BYU is the top non-BCS all-around athletic department in the nation

** Men's Volleyball's first and second-place NCAA finishes not counted toward score*





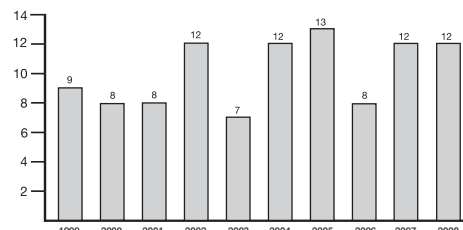
TO BE A CHAMPION?



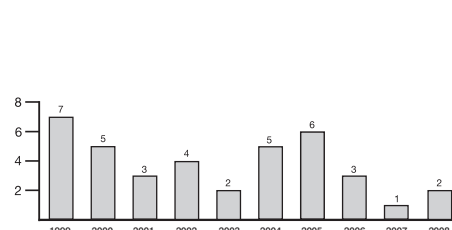
FOOTBALL

For the third consecutive season BYU finished ranked in the nation's top 25. The Cougars have won at least 10 games the last three seasons and only five teams in the country have won more games than BYU over that span. In 2008, BYU football had seven Cougars named All-American.

BYU TEAMS IN NATION'S TOP 25




BYU TEAMS IN THE NATION'S TOP 10



A DECADE OF SUCCESS

BYU's 21 athletic teams consistently rank among the best in the nation. The past ten years have brought numerous successes in Cougar athletics. BYU teams have finished their respective seasons ranked in the nation's top 25 on 96 occasions and in the nation's top 10 on 40 different occasions. During that span, BYU averages 10 top-25 finishes and 3.4 top-10 finishes each year. BYU has also produced six national champions in the last decade. In the ten-year history of the Mountain West Conference, the

Cougars have won 118 of 296 conference championships. That is 40 percent of all championships, by far the most of any school in the Mountain West. In 2000-2001, BYU won all but three conference championships (16 of 19). BYU also dominated the Western Athletic Conference from 1962-1999, winning more championships than any other WAC school. In fact, during the last three decades in the WAC, the Cougars won 60 percent of the WAC Championships. For the sixth-straight season, BYU teams claimed at least eight MWC Championships in 2008-09.



CROSS COUNTRY

In fall 2008 the BYU men earned a ninth-place finish at the NCAA National Championships and secured their 11th MWC title in the last 12 years. BYU's women's team owns four cross country national titles (1997, 1999, 2001, 2002).

SOFTBALL

After claiming their third MWC Championship in the last five years, BYU softball earned their fifth-straight NCAA Tournament appearance in 2009. BYU softball has had nine consecutive winning seasons and five consecutive 40-win seasons.



MEN'S VOLLEYBALL

For the second straight season BYU finished ranked in the nation's top 10. With nearly all of BYU's starters returning in 2010, the Cougars look ready to make another final four. BYU has won three national titles (1999, 2001, 2004).



WOMEN'S VOLLEYBALL

BYU volleyball is 11th all-time in NCAA tournament victories. BYU's most recent NCAA tournament success came in 2007 when they reached the Elite Eight and finished the season with a No. 12 national ranking. BYU has won 23 conference volleyball titles.

TRACK AND FIELD

Winning both men's and women's MWC indoor and outdoor championships, BYU's track and field teams were simply dominant in 2009. BYU had three national champions at their respective events. The women finished 3rd and 15th at the indoor and outdoor NCAA Championships while the men finished 13th at the outdoor NCAA Championships.



SOCCER

After capturing their second consecutive MWC championship, the Cougars made their 11th appearance in the NCAA Tournament in 12 years, nearly knocking off defending national champion USC in double overtime in the NCAA second round.



THE COUGAR FIGHT SONG

Brigham Young University
By Clyde D. Sandgren, '32

Rise all loyal Cougars and hurl your challenge to the foe.

We will fight, day or night, rain or snow.

Loyal, strong, and true Wear the white and blue.

While we sing, get set to spring. Come on Cougars it's up to you. Oh!

Chorus: Rise and shout, the Cougars are out along the trail to fame and glory.

Rise and shout, our cheers will ring out

As you unfold your vict'ry story.

On you go to vanquish the foe

for Alma Mater's sons and daughters.

As we join in song,

in praise of you, our faith is strong.

We'll raise our colors high in the blue

And cheer our Cougars of BYU.

THE OLD OQUIRRH BUCKET

The Old Oquirrh Bucket (named after the Oquirrh Mountains to the west of Salt Lake City) is the symbol of in-state basketball supremacy in Utah. Each year the trophy is awarded to the in-state college team (Utah, BYU, Southern Utah, Utah State and Weber State) which has the best won-loss record against in-state competition. BYU has claimed the Bucket nine times since its inception, including the last two seasons. Following are the winners since the trophy was born in the 1974-75 season:

1974-75	Utah State	1992-93	Weber State
1975-76	Utah State	1993-94	BYU
1976-77	Weber State	1994-95	Utah
1977-78	Utah	1995-96	Utah
1978-79	BYU	1996-97	Utah
1979-80	BYU	1997-98	Utah
1980-81	Utah	1998-99	Utah
1981-82	BYU	1999-00	Weber State
1982-83	Utah State	2000-01	BYU
1983-84	Utah State	2001-02	Utah State
1984-85	Utah State	2002-03	Utah
1985-86	Weber State	2003-04	Utah
1986-87	BYU	2004-05	Utah State
1987-88	Utah	2005-06	Utah
1988-89	Utah	2006-07	BYU
1989-90	Utah	2007-08	BYU
1991-92	BYU	2008-09	BYU



THE DESERET FIRST DUEL

In 2007-08 BYU and the University of Utah formally began a rivalry series named the Deseret First Duel presented by Deseret First Credit Union. The rivalry series includes competition in the 12 sports in which the two universities compete head-to-head during regular-season play. The Deseret First Duel uses a system that awards points to the winner of each head-to-head competition. Points won by the individual sports will count toward each school's overall total. At the conclusion of each school year, a granite traveling trophy is awarded to the overall rivalry series champion. In the first year of the competition BYU took home the bragging rights with a 34-30 victory as BYU swept Utah in both basketball games. Last season BYU split with the Utes on the court, but the Utes claimed the DFCU Duel trophy.



THE COUGAR FAN

Whether a home game or a road contest in a distant arena, BYU fans are faithful to the Cougar cause. Rain or shine, Cougar fans follow their team and are among the best fans in the nation.



THE VICTORY BELL


The original Y bell traveled across the plains with the early pioneers of The Church of Jesus Christ of Latter-day Saints and was used to call meetings among the saints and to announce any deaths in the community. Donated to the Brigham Young Academy in 1875, it was used to begin and dismiss classes until it was destroyed in a fire in 1884. The Academy went without a bell for the next 28 years, using instead a variety of instruments as a class bell.

Several overzealous students climbed the tower and vigorously beat upon the bell until it cracked after a 1949 basketball win over Utah. The bell was repaired and mounted on a trailer to travel with the teams to away games. The bell was stolen in 1958 only to be found six months later in nearby Springville. The theft prompted the construction of a bell tower on BYU's upper-campus overlooking the Smith Fieldhouse.

In 1978, the bell was moved to its current home on the southwest corner of the Marriott Center. The open arch tower was designed by BYU landscape architect Boyd Dawler and is made of the same cast stone as the exterior pillars of the Marriott Center. Although the old bell tower above the Smith Fieldhouse no longer stands, the massive steel I-beams that supported the tower have now been converted into the strongest park benches in the Intermountain West.

Over the years the ringing of the bell has come to represent honor, achievement and spirit, and has inspired several poems and songs from BYU faculty and alumni. Clyde D. Sandgren, who composed the Cougar Fight Song, penned a verse that was sung at the dedication of the upper-campus bell tower. As BYU victories have become more and more commonplace in recent decades, the ringing of the "Y bell" after each win has renamed it the "Victory Bell."

BYU's basketball team rings the victory bell after the Cougars' victory over Wyoming to claim its second-consecutive Mountain West Conference Championship. The bell is rung after every BYU victory for each of its athletic teams.



BYU student-athletes are seeking to excel academically, athletically, and are preparing for life after they graduate. The transition into university life can be challenging for any student. This is especially true for student-athletes who are expected to be good students and outstanding athletes. They are also under obligation to understand and comply with a variety of NCAA rules and regulations in order to be eligible to compete. The Student Athlete Academic Center was created to provide a place where student-athletes can receive support and resources as they pursue their goals.



E.J. CAFFARO
SAAC Director

One of the main priorities of the Center is to assist student-athletes as they transition into the BYU culture and the world of college athletics. Student-athletes are assigned an academic advisor to help them register for classes and monitor their progress toward graduation. The advisor is the contact person for student-athletes who have academic or eligibility questions and concerns.

ACADEMIC ADVISEMENT

The main focus of the Student Athlete Academic Center is to help student-athletes graduate on time. To achieve this goal, academic advisement is provided to all student-athletes. Advisors are available to help student-athletes register for classes, monitor athletic eligibility, secure tutorial help, and provide on-going support and encouragement. The academic advisors

assist student-athletes by having them set weekly and semester goals, teaching them time management and academic success strategies and helping them communicate effectively with their professors. Advisors also assist the coaching staff in monitoring the day-to-day progress of student-athletes who struggle academically.

TUTORING

Personal tutors are available for every student athlete through the Student Athlete Academic Center with funds made available by the Cougar Club. Tutors are hired to tutor multiple subjects. To obtain a tutor, student-athletes may contact their academic advisor.

MENTORS

Mentors are available for any student-athlete through the Student Athlete Academic Center. Incoming freshmen will be assigned a mentor for their first semester. Mentors are most often fifth-year student-athletes or graduate students. Mentors provide time management help, study skills, test taking tips, help adjusting to college, etc. To obtain a mentor, see the academic advisor assigned to your team.

COMMITMENT TO ACADEMIC EXCELLENCE


A primary goal of the Student Athlete Academic Center is to ensure that every student-athlete graduates with a Bachelor's degree in their chosen field of study. To achieve this goal, the Center provides a team advisor as part of the comprehensive academic support program. Each athlete has regular visits with his/her team advisor who assists with registration and monitors progress toward graduation.

COMMITMENT TO PERSONAL DEVELOPMENT

Student Athlete Academic Center personnel are also active in teaching classes designed to promote leadership, emotional well-being, personal growth and decision-making skills. Student-athletes are taught about some of the unique issues they face in the world of college athletics and how to thrive in the university setting and beyond.

COMMITMENT TO CAREER DEVELOPMENT

A career specialist is available to assist student-athletes with a variety of career issues. They receive help in choosing a major, building their resume, establishing a career network and preparing for their transition from college athletics into the world of work. These services are available through individual consultation, workshops, computer programs and University courses. Career exploration and career transition classes are highly recommended to all student-athletes. Internship and employment opportunities are also made available through the Career Network, which is made up of Varsity Club and Cougar Club members.



SERVICES AVAILABLE IN THE STUDENT ATHLETE CENTER INCLUDE:

- Academic Advising
- Career Counseling and Testing
- Community Service Opportunities
- Computer Lab
- Group Study Sessions
- Laptop Computers
- Leadership Opportunities (Cougar Council)
- Mentoring
- Sport Psychology
- Study Facilities
- Tutoring



BOB & CINDY WAKEFIELD
Service Coordinators

For more information about the BYU Student Athlete Academic Center, go to: http://www.byucougars.com/student_academic_center/



JIM HAMBLIN
Academic Advisor



JAMAL WILLIS
Academic Advisor



RON CHAMBERLAIN
Assistant SAAC
Director/Psychologist



THE BRIGHAM YOUNG UNIVERSITY ATHLETICS DEPARTMENT IS COMMITTED to abiding by all National Collegiate Athletic Association (NCAA) and Mountain West Conference (MWC) rules and regulations. The BYU Compliance Office seeks to assist administrators, coaches, faculty, student-athletes and representatives of the University's athletics interests in understanding the rules and regulations of NCAA athletic participation. Early and frequent education is a key component of compliance to all rules and regulations.

ARE YOU A REPRESENTATIVE OF BYU'S ATHLETICS INTERESTS (BOOSTER)?

If any of these apply to you, then you are a booster:

- Been a member of Cougar Club or any other group that supports athletics;
- Made any financial contributions to the athletics department;
- Provided benefits, such as summer jobs, to enrolled student-athletes or their families;
- Been a season ticket holder; or
- Been involved in promoting BYU's athletics program in any way.

RECRUITING DO'S AND DONT'S

Only BYU coaches may be involved in the recruiting process. Boosters may not make any recruiting contact with prospective student-athletes (prospect or recruit). Boosters are prohibited from the following:

- DO NOT telephone, write or make in-person contact with a prospect for recruiting purposes.
- DO NOT contact a prospect's coach, principle or counselor in an attempt to evaluate the prospect.
- DO NOT become involved in making arrangements for a prospect, the prospect's relatives or friends to receive money or financial aid of any kind.

- DO NOT visit a prospect's school to acquire films or transcripts in an attempt to evaluate the prospect's academic or athletics eligibility.
- DO NOT have contact with a prospect, their relatives or friends during any of their visits to BYU's campus.
- DO NOT contact student-athletes enrolled in other four-year institutions regarding the possibility of transferring to BYU.

Even though there are many rules prohibiting your involvement with prospects and the recruiting process, as a booster you are permitted to do the following:

- Notify BYU coaching staff about noteworthy prospects in your area.
- Attend a prospect's athletics event on your own initiative, provided no contact with the prospect, the prospect's parents or coach occurs.
- Continue existing friendships, provided solicitation of a prospect's enrollment does not occur.

WHAT IS AN EXTRA BENEFIT?

An extra benefit is any special arrangement by an institutional employee or booster to provide a prospect, student-athlete or their relatives or friends a benefit not expressly authorized by the NCAA.

Examples of impermissible "extra benefits" include, but are not limited to:

- providing cash, loans or co-signing for a loan
- gifts of any kind
- special discounts for goods and services
- the use of an automobile
- free or reduced-cost services, purchases or rentals
- entertainment on or off-campus
- free or reduced-cost rent or housing

STUDENT-ATHLETE EMPLOYMENT

Student-athletes may have a job during the academic year, but information must be provided to the Compliance Office.

NCAA Bylaw 12.4.1:

Compensation may be paid to a student-athlete:

- Only for work actually performed; and
- At a rate commensurate with the going rate in that locality for similar services.

Also, student-athletes may not be hired because of their athletic ability or reputation.

ASK BEFORE YOU ACT!

QUESTIONS?

The above information is a brief overview of Compliance and rules pertaining to boosters and their interactions with prospective student-athletes. For more information or any questions, please contact the Compliance Office or visit our website at www.byucougars.com/compliance.

CHAD GWILLIAM
 Director of Compliance
 801-422-1875
chad_gwilliam@byu.edu

ADAM SANFT
 Compliance Coordinator
 801-422-2047
adam_sanft@byu.edu

JENNIFER FUNKHOUSER
 Compliance Assistant
 801-422-6962
jenfunk@byu.edu



With the donations and support of nearly 5,000 members nationwide, the Cougar Club has helped BYU build one of America's strongest collegiate athletic programs. Through its fund-raising and promotional mission, the Cougar Club is ensuring the future success of BYU athletics.

Loyal Cougar Club members across America are building the foundation for BYU's future athletic victories. The changing nature of collegiate athletics means that to compete at the highest levels, BYU must raise more money every year. The costs associated with being one of the nation's top programs continue to rise dramatically. With that challenge in mind, the support of the Cougar Club and its members becomes an even more important key to the future growth of BYU athletics.

"The BYU donors and fans make all the difference," says Cougar Club Executive Director Michael Middleton. "For our teams to continue to achieve national prominence, the Cougar Club needs to continue to grow."

**CHAMPIONS
FIND A WAY TO WIN
COUGAR FANS
FIND A WAY TO GIVE**

FUNDING

Cougar Club donations are used for many vital projects, including:

- Funding the entire athletic program's recruiting expenses, helping BYU coaches to attract some of the world's premier athletes to Provo, Utah.
- Building new facilities including the Indoor Practice Facility, Student Athlete Building and Miller Baseball/Softball complex.
- Supporting the Student Athlete Academic Center, which includes sponsoring academic tutoring for student athletes, providing laptop computers for the athletes to use when traveling and sustaining an endowment that provides spring/summer and post-eligibility scholarships that assist current and former athletes to finish their degrees.

MEMBER BENEFITS

There is a Cougar Club membership level for every fan who wants to help BYU continue to build a strong athletic tradition. Individuals and businesses annually make tax-deductible Cougar Club contributions of between \$50 and \$1,000 based on their financial ability to give and the athletic benefits they want to receive. To acknowledge the generosity of Club members, the athletic department makes a number of benefits available to Club members, including priority seating, parking passes and Club events. However, the greatest benefit of membership is knowing that the Cougar Club is helping BYU athletics

COUGAR CLUB BENEFITS

- Seating priority for home and away sporting events, bowl games and postseason tournaments
- Tax deduction
- Parking passes
- *Cougar Club Newsletter* and athletic publications
- Monthly luncheons with BYU coaches and athletes
- Invitation to annual Y-Awards Banquet
- Privileges for Club events and Club travel
- Annual "Meet the Team" football reception
- Discounts on exclusive BYU merchandise and commemorative memorabilia



REASONS TO SUPPORT BYU AS A COUGAR CLUB MEMBER

1. With costs increasing more rapidly than ticket revenue, additional support is necessary to maintain a full athletic agenda.
2. Vital Cougar Club funds help maintain a strong athletic department.
3. BYU's athletic success is dependent on its ability to recruit outstanding student-athletes. Cougar Club provides the essential resources to bring recruits to campus for recruiting visits and to send coaches on the road for recruiting trips.
4. Cougar Club funds strengthen the women's athletic program, helping it to achieve equality with other established programs.
5. Cougar Club funds help to provide the best facilities possible.
6. A strong athletic program provides opportunities for talented young people to develop their full potential.
7. A winning athletic program brings positive state and national recognition to Provo and enhances the local business climate and quality of life.

Become a member by contacting us at (801) 422-2583 or 1-800-426-4298, or by e-mail at cougarclub@byu.edu.



THE GREATEST BENEFIT OF YOUR COUGAR CLUB MEMBERSHIP IS KNOWING THAT YOU ARE HELPING BYU ATHLETICS BECOME ONE OF THE NATION'S BEST COLLEGIATE PROGRAMS.

**WWW.COUGARCLUB.COM
1-800-426-4298**

continue to be one of the nation's top collegiate athletic programs.



CECIL SAMUELSON

University President

Cecil O. Samuelson began his work as the 12th president of Brigham Young University on May 1, 2003.

President Samuelson is a Salt Lake City native who has served at the University of Utah as professor of medicine, dean of the School of Medicine and vice president of health sciences. Prior to his call as a full-time General Authority of The Church of Jesus Christ

of Latter-day Saints, he was senior vice president of Intermountain Health Care. He holds a bachelor of science degree, a master's degree in educational psychology and a medical degree from the University of Utah.

Dr. Samuelson fulfilled his residency and held a fellowship in rheumatic and genetic diseases at Duke University Medical Center in Durham, North Carolina. He has received numerous scholastic honors and is the author or co-author of 48 original publications, eight books or chapters of books and 13 abstracts. He also has served as a director, officer or member of several national medical and hospital organizations.

Elder Samuelson was called in 1994 to serve the Church of Jesus Christ as a member of the First Quorum of the Seventy. At the time of his assignment to BYU, he was a member of the Presidency of the Seventy. He has also served the Church of Jesus Christ as a regional representative, stake president, stake high counselor, branch president and missionary and as an area president in the Utah North Area and the Europe North Area. He and his wife, Sharon Giauque Samuelson, have five children and nine grandchildren.



KEVIN J WORTHEN

Advancement Vice President

Kevin J Worthen enters his first year as the Advancement Vice President at BYU after serving as the dean of the J. Reuben Clark Law School. He oversees the areas of Alumni and External Relations, Athletics, Philanthropies, and University Communications.

Prior to being named the dean of BYU's Law School, Worthen served as a professor of law and also was BYU's faculty athletic representative to the NCAA for four years.

Worthen is the Hugh W. Colton Professor of Law at BYU and has particular expertise in federal Indian law. He is a former Fulbright scholar and clerked for Justice Byron R. White of the U.S. Supreme Court and Judge Malcolm R. Wilkey of the U.S. Court of Appeals for the D.C. Circuit. He also worked for the law firm of Jennings, Strouss & Salmon in Phoenix.

Worthen earned his bachelor's and juris doctor degrees from BYU. A native of Carbon County, Utah, Worthen earned an associate degree from the College of Eastern Utah, where he was co-captain of the varsity basketball team. While at CEU, he also worked during the summer months as an underground coal miner in the Plateau Mine in Wattis, Utah. He and his wife Peggy have three children.



TOM HOLMOE

Director of Athletics

Tom Holmoe was named Director of Athletics at Brigham Young University on March 1, 2005. He oversees a nationally recognized program with 21 intercollegiate sports, involving more than 600 student-athletes and a 150-person staff.

Since Holmoe's appointment, BYU has captured more than 30 Mountain West Conference championships, and more than 100 student-athletes have earned All-America status. Over the past two seasons the basketball team has enjoyed tremendous success, capturing outright back-to-back conference titles and earning NCAA Tournament berths.

A former Cougar defensive back from 1978-82, Holmoe returned to BYU in July 2001 as Associate Athletics Director for Development. As part of his responsibilities, he supervised the Cougar Club, served as the department's liaison with the LDS Foundation, served on the BYU Alumni Association Board of Directors and worked on the capital campaign to raise funds for the University's new athletic facilities. Holmoe currently serves on the BCS Athletics Directors Advisory Committee.

A native of La Crescenta, Calif., Holmoe came to BYU on a football scholarship in 1978. He became a starter as a sophomore and went on to earn first-team All-WAC honors as a senior in 1982. Holmoe was selected in the fourth round of the 1983 NFL Draft by the San Francisco 49ers. Over a seven-year NFL career, he played on three Super Bowl championship teams with the 49ers. After retiring from professional football, Holmoe returned to BYU to serve as a graduate assistant under LaVell Edwards from 1990-91. He then accepted an offer from Bill Walsh to become the Stanford secondary coach in 1992, where he remained for two seasons. In 1994, he returned to the 49ers as defensive backfield coach for two seasons, where he earned a fourth Super Bowl ring. Two years later Holmoe joined the University of California staff as defensive coordinator and later became the head coach from 1997-2001.

Holmoe graduated from BYU with a degree in zoology in 1983 and received a master's degree from BYU in athletic administration in 1995. He and his wife, Lori, have four children: Shannon Packard, Danny, Erik, and Lauren.



BRIAN SANTIAGO
Sr. Associate AD/Operations



JANIE PENFIELD
Associate AD/SWA



DALLAN MOODY
Associate AD/Finance



TOM MULLEN
Associate AD/Development



DUFF TITTLE
Associate AD/Communications



THE MOUNTAIN WEST

AN ELITE NINE-TEAM CONFERENCE THAT STANDS ABOVE THE REST

From its inception in 1999, the Mountain West Conference has been committed to excellence in intercollegiate athletics while promoting the academic missions of its member institutions. Fresh off the celebration of its 10th anniversary in 2008-09, the MWC continues to cultivate opportunities for student-athletes to compete at the highest level, while fostering academic achievement and sportsmanship. Over its 10-year history, the MWC has been assertive in its involvement with the NCAA governance structure and has taken a leadership role in the overall administration of intercollegiate athletics.

Progressive in its approach, the MWC has marked several achievements over its first decade of existence, most notably becoming the first to establish a sports television network dedicated solely to an intercollegiate athletic conference (The Mtn.). The Mountain West also was the first to experiment with the coaches challenge in the college football instant replay system, and was the first non-automatic-qualifying BCS conference to participate in and win two BCS bowl games. Additionally, the Mountain West was the first conference to have a member institution with No. 1 overall picks in both the NFL and NBA drafts in the same year (Utah's Alex Smith and Andrew Bogut, respectively in 2005). With San Diego State's Stephen Strasburg claiming the No. 1 pick in the 2009 MLB Draft, the Mountain West is the only conference to have the No. 1 selection in each of the NFL, NBA and MLB drafts since the conference was founded in 1999. The MWC also ranks second in No. 1 draft picks in the NFL, NBA and MLB over the last five years with three overall, one behind the SEC which currently has four.

The Mountain West Conference is noted for its geographic diversity. Some of the most beautiful terrain and landscapes in the nation can be found within Mountain West Conference boundaries, including the majestic Rocky Mountain range, which borders four MWC schools (Utah, BYU, Air Force and Colorado State). The high plains of Wyoming (elevation 7,220 feet - the highest Division I campus in the nation) con-

trast with the desert city of Las Vegas (the fastest growing metropolitan area in the West) and the Pacific Ocean locale of San Diego State. The southwestern flavor of New Mexico complements the western heritage and culture of Fort Worth, Texas, home of the MWC's newest member, TCU.

HISTORY

The Mountain West Conference was conceived on May 26, 1998, when the presidents of eight institutions - Air Force, BYU, Colorado State, New Mexico, San Diego State, UNLV, Utah and Wyoming - decided to form a new NCAA Division I-A intercollegiate athletic conference. The split from the former 16-team conference re-established continuity and stability among the membership within the new league and signaled the continuation of its tradition-rich, long-standing athletic rivalries. Five of the MWC's eight original members have been conference rivals since the 1960s (BYU, Utah, New Mexico, Wyoming, Colorado State), while San Diego State (1978) and Air Force (1980) were longtime members as well. UNLV and TCU entered the fold in 1996, and the Rebels continued as one of the original eight institutions that formed the MWC in 1999. TCU rejoined the group with its first year of competition in the Mountain West in 2005-06, completing the Conference membership as it stands today.



ACHIEVEMENT

The MWC has produced 539 All-America selections among its 19 sponsored sports in the last 10 years, including a league-record 53 All-America honorees in 2004-05. A total of 103 MWC student-athletes have also earned Academic All-America accolades in that span, while 30 MWC student-athletes have earned NCAA postgraduate scholarships. The MWC has sent at least 30 teams to NCAA postseason events each of the past 10 years. Mountain West institutions have captured seven



BYU BASKETBALL: BACK-TO-BACK-TO-BACK MWC CHAMPIONS



NCAA team championships over the last nine years. BYU has claimed three national titles in women's cross country and two in men's volleyball, while New Mexico and Utah have one national crown each in skiing. Additionally, the MWC has had several NCAA individual national champions in the sports of men's golf, indoor track and outdoor track.

MWC members have participated in 36 bowl games in 10 years, led by Utah's 8-0 mark in postseason contests. The MWC has earned 45 postseason bids in men's basketball, including 22 NCAA Tournament appearances. MWC women's basketball has tallied 45 postseason bids, including 27 NCAA bids, four Sweet 16 appearances and one Elite Eight berth since 2000. Wyoming won the MWC's first WNIT championship in 2007 with a win over Wisconsin. In women's volleyball, the MWC has had 28 NCAA bids with seven Sweet 16 berths and one Elite Eight appearance. Women's soccer has earned 21 NCAA bids since 1999, including multiple berths in five of the last seven years, with BYU advancing to the Sweet 16 in 2000 and the Elite Eight in 2003. MWC men's golf has had at least four representatives in each of the last 10 NCAA Golf Regionals, while women's tennis has had at least two teams participate in NCAA Regionals each of the last nine years.

2008-09 IN REVIEW

The Mountain West Conference celebrated its 10th Anniversary in style, posting arguably its most successful campaign to date. In football, the MWC posted a league-high 28 nonconference victories, including a 22-12 record against Football Bowl Subdivision opponents, and sent five teams to bowl games for the second consecutive year. Three MWC football teams were ranked all eight weeks of the BCS Standings, and finished the season in final top 25 polls, including two in the top 10, for the first time in league history. Utah's No. 2 and TCU's No. 7 ranking in the final polls marked the first time two teams from nonautomatic-qualifying conferences have been ranked in the top 10 since 1984. Defending conference champion Utah enters the 2009 season with the nation's longest win streak at 14 games, after finishing the 2008 campaign with the nation's only undefeated mark at 13-0. With their Sugar Bowl win over No. 4 Alabama, the Utes became the first team from a non-automatic qualifying BCS conference to win two BCS bowl games. Utah, BYU and New Mexico shared the league's regular-season crown in men's basketball, with the Utes also capturing the MWC Tournament title to earn the league's automatic bid to the NCAA Tournament. BYU received an at-large bid to NCAA postseason play, marking the ninth time in the last 10 years the MWC has sent multiple teams to the NCAA Tournament. Overall, the league sent six teams into postseason action for the third time in 10 years, highlighted by San Diego State's run in the National Invitation Tournament. The Aztecs became the second MWC team (Air Force in 2007) in three years to advance to the NIT semifinals held at Madison Square Garden in New York City.

EXPOSURE

The MWC television package will reach a national audience in 2008-09 through a combination of telecasts on The MountainWest Sports Network (The Mtn.), CBS College Sports Network (formerly CSTV) and VERSUS. The Mtn. has been available to cable subscribers in the MWC footprint since it first aired in 2006-07 and will be available nationally on DIRECTV starting August 27, 2008. On Aug. 26, 2004, College Sports Television (CSTV) and the Mountain West Conference announced a visionary partnership that revolutionized the college sports landscape. The landmark agreement was the first NCAA Division I football and men's basketball conference-wide deal for CSTV and provided the network exclusive rights to all Conference events, including cable and satellite television coverage, national over-the-air and satellite radio, video-on-demand and online broadcast rights.

In the summer of 2006, the centerpiece of this historic relationship was realized with the launch of The Mtn. - the first sports network dedicated to serving a single collegiate athletic conference. The Mtn. provides sports fans blanket coverage of MWC athletics across multiple sports, including football, men's and women's basketball, and men's and women's Olympic sports.

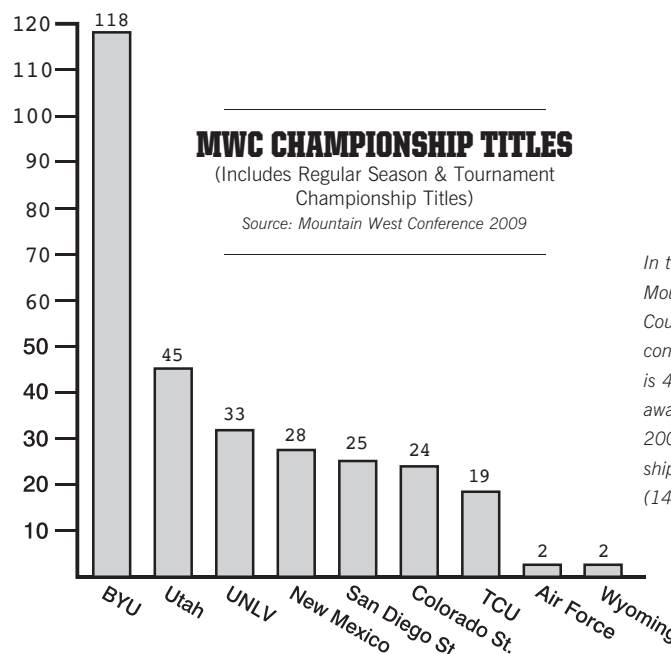


The Mountain West Conference is made up of nine Universities from seven Western states.

The Mtn. features more than just live games and has added its own original programming. Fans get a comprehensive array of news, features and analysis about their favorite MWC teams and players. In 2007-08, more than 250 MWC events were shown live on The Mtn., CBS C and VERSUS. CBS C is currently available in over 65 million homes, while VERSUS is in more than 73 million households.

The MWC has remained steadfast in its mission to promote the league's athletic events to national and regional television audiences and will continue to grow its new TV model. Previously, ESPN served as the league's inaugural official television partner, while in-house productions guaranteed coverage for several MWC Olympic sports. Through the league's first nine years, excluding institutional local packages, 1,200 football, volleyball, men's basketball and women's basketball events have aired on television, with 178

football games and over 159 men's basketball contests broadcast nationally selected games from their respective championships televised in that span.



In the ten-year history of the Mountain West Conference, the Cougars have won 118 of 296 conference championships. That is 40 percent of all championships awarded by the conference. In 2006-07, BYU won a championship in all but five conference sports (14 out of 19).



FOURTH MWC REGULAR-SEASON CROWN

With its fifth MWC regular-season title, BYU became the first team in Mountain West history to claim back-to-back-to-back outright regular-season crowns. This marks the second time the Cougars have won consecutive championships, having shared back-to-back crowns in 1999-00 and 2000-01. BYU and Utah are now tied for the league lead with at least a share of five regular-season championship titles apiece in 10 years, followed by Wyoming with two during that span.

RETURNING STARTERS AND LETTERWINNERS

This season, Mountain West Conference teams will feature rosters that total 67 returning letterwinners, including 23 starters, the second-lowest tally in league history. BYU brings back four starters from the 2008-09 campaign, while Air Force will be looking to reload with just one full-time starter returning for the Falcons. Youth will be served in 2009-10, as this season's 38-member freshman class is the largest for the MWC since a league-record 40 freshmen hit the courts in 2005-06. Meanwhile, the 2009-10 sophomore class of 37 is a conference-high. The upperclassmen are largely outnumbered with 29 juniors matching a league-low (three previous times) and 23 seniors ranking as the second-fewest number (22 in 2007-08). Following is a breakdown of the 2009-10 rosters.:

SCHOOL	FR.	SO.	JR.	SR.	STARTERS	LETTERWINNERS
BYU	3	4	3	3	4	9
Colorado St.	4	1	4	6	3	10
New Mexico	4	4	2	1	3	6
San Diego St.	4	3	5	2	2	7
TCU	3	5	2	3	3	6
UNLV	3	4	4	2	2	6
Utah	5	4	4	2	3	7
Wyoming	3	7	1	1	2	5
TOTALS	38	37	29	23	23	68

MWC Among Attendance Leaders

The Mountain West checked in at No. 7 in attendance last season, marking the 10th straight year the league ranked among the nation's top seven. Below is a look at the nation's top 10 conferences for attendance during the 2008-09 campaign:

Rk	Conference	Games	2007-08 Att.	Average
1.	Big Ten	193	2,416,234	12,519
2.	Southeastern	227	2,638,852	11,625
3.	Atlantic Coast	206	2,254,304	10,943
4.	Big East	283	3,079,561	10,882
5.	Big 12	220	2,286,956	10,395
6.	Pacific 10	178	1,520,244	8,541
7.	MOUNTAIN WEST	151	1,250,320	8,280
8.	Missouri Valley	173	1,341,151	7,752
9.	Conference USA	197	1,142,317	5,799
10.	Atlantic 10	215	1,212,670	5,640

RETURNING ALL-CONFERENCE PERFORMERS

Only two of 15 all-MWC selections return for the 2009-10 season, and both are from BYU: junior guard Jimmer Fredette and senior forward Jonathan Tavernari, who were first and third-team all-MWC selections in 2008-09, respectively. Also returning are the 2008-09 Newcomer and Freshman of the Year, TCU senior center Zvonko Buljan and Wyoming sophomore guard Afam Muojeke.

MWC-MVC CHALLENGE

The 2009-10 season features the inaugural MWC/MVC Challenge, the first in a four-year agreement between the Mountain West and Missouri Valley conferences. Nine Challenge Series games will be played each year, and each conference will host a total of 18 games in the four-year period. The Challenge will feature head-to-head competition between nine Mountain West and nine Missouri Valley teams annually. Evansville, by virtue of finishing the 2007-08 MVC regular season in 10th place, will be the Valley school that does not participate in the 2009 Challenge Series. In keeping with the overall objective of the Challenge, match-ups for the first year are based in part on 2008-09 pre-season rankings and on RPI rankings from the previous year, or RPI rankings from the preceding three-year period.

SITTING ATOP THE MOUNTAIN

Since the inception of the Mountain West in 1999, BYU sits atop the league standings in MWC (99) and overall (214) victories. Below is a look at how all nine MWC teams have fared:

TEAM	CONFERENCE		OVERALL	
	W-L	PCT.	W-L	PCT.
BYU	99-49	.669	214-105	.671
Utah	94-54	.635	208-112	.650
UNLV	91-57	.615	211-109	.659
New Mexico	75-73	.507	183-131	.583
Wyoming	72-76	.486	170-137	.554
San Diego State	69-79	.466	173-140	.553
Air Force	64-84	.432	153-146	.512
Colorado State	43-105	.291	137-165	.454
TCU*	17-47	.266	47-75	.385

*Record since joining MWC in 2005-06.

MWC CHAMPIONSHIP RETURNS TO LAS VEGAS


The MWC Championship returns to the Thomas & Mack Center in Las Vegas, Nev., (March 10-13) for the eighth time in the league's 11-year history. The MWC Tournament was held in Las Vegas from 2000-2003 before moving to Denver's Pepsi Center for three years (2004-06). The 2011-13 MWC Tournaments will also take place at the Thomas & Mack Center.

BYU - ROAD WARRIORS

BYU won a league-record nine road games in 2008-09, while tying the mark for most road victories (six) in Conference play. BYU also tallied six MWC road victories last season, matching the 2004-05 Utah and 2005-06 San Diego State squads.

2008-09 MOUNTAIN WEST CONFERENCE FINAL STANDINGS

Pl.	Team	Conf.	Pct.	H	A	Overall	Pct.	H	A	N	Last 10
1.	BYU	12-4	.750	7-1	5-3	25-8	.758	14-2	9-3	2-3	7-3
1.	Utah	12-4	.750	8-0	4-4	24-10	.706	13-2	6-7	5-1	7-3
1.	New Mexico	12-4	.750	8-0	4-4	22-12	.647	16-2	6-7	0-3	7-3
4.	San Diego State	11-5	.688	7-1	4-4	26-10	.722	16-2	6-5	4-3	8-2
5.	UNLV	9-7	.563	7-1	2-6	21-11	.656	14-4	6-7	1-0	4-6
6.	Wyoming	7-9	.438	5-3	2-6	19-14	.576	12-4	3-9	4-1	5-5
7.	TCU	5-11	.313	4-4	1-7	14-17	.452	10-5	3-10	1-2	1-9
8.	Colorado State	4-12	.250	3-5	1-7	9-22	.290	6-9	2-11	1-2	2-8
9.	Air Force	0-16	.000	0-8	0-8	7-25	.219	3-10	0-14	4-1	1-9





MWC TOURNAMENT HISTORY

2009 THOMAS & MACK CENTER, LAS VEGAS, NEV.

Wednesday, March 11 – First Round
(9) Air Force 71, (8) Colorado State 67

Thursday, March 12 – Quarterfinals

(1) BYU 80, (9) Air Force 69
(4) San Diego State 71, (5) UNLV 57
(2) Utah 61, (7) TCU 58
(6) Wyoming 75, (3) New Mexico 67

Friday, March 13 – Semifinals

(4) San Diego State 64, (1) BYU 62
(2) Utah 68, (6) Wyoming 55

Saturday, March 14 – Finals

(2) Utah 52, (4) San Diego State 50

2008 THOMAS & MACK CENTER, LAS VEGAS, NEV.

Wednesday, March 12 – First Round
(9) CSU 68, (8) Wyoming (63)

Thursday, March 13 – Quarterfinals

(1) BYU 89, (9) CSU 62
(4) SDSU 53, (5) Air Force 49
(2) UNLV 89, (7) TCU 88
(6) Utah 82, (3) New Mexico 80 (OT)

Friday, March 14 – Semifinals

(1) BYU 63, (4) SDSU 54
(2) UNLV 61, (6) Utah 55

Saturday, March 15 – Finals

(2) UNLV 76, (1) BYU 61

2007 THOMAS & MACK CENTER, LAS VEGAS, NEV.

Tuesday, March 6 – First Round
(8) TCU 62, (9) New Mexico (54)

Thursday, March 8 – Semifinals

(1) BYU 77, (8) TCU 64
(5) Wyoming 67, (4) Air Force 62
(2) UNLV 80, (7) Utah 54
(6) Colorado State 69, (3) San Diego State 64

Friday, March 9 – Semifinals

(1) BYU 96, (5) Wyoming 84
(2) UNLV 88, (6) Colorado State 72

Saturday, March 10 – Finals

(2) UNLV 78, (1) BYU 70

2006 PEPSI CENTER, DENVER, COLO.

Tuesday, March 7 – First Round
(8) Colorado State 64, (9) TCU 60

Thursday, March 9 – Quarterfinals

(1) San Diego State 64, (8) Colorado State 52
(4) UNLV 65, (5) New Mexico 64
(7) Wyoming 57, (2) Air Force 55
(6) Utah 74, (3) BYU 70

Friday, March 10 – Semifinals

(1) San Diego State 63, (4) UNLV 60
(7) Wyoming 60, (6) Utah 47

Saturday, March 11 – Finals

(1) San Diego State 69, (7) Wyoming 64 (OT)

2005 PEPSI CENTER, DENVER, COLO.

Thursday, March 10 – Quarterfinals

(1) Utah 62, (8) Colorado State 49
(4) UNLV 70, (5) Wyoming 63
(2) New Mexico 85, (7) BYU 71
(6) SDSU 73, (3) Air Force 68

Friday, March 11 – Semifinals

(1) Utah 73, (4) UNLV 67
(2) New Mexico 77, (6) SDSU 67

Saturday, March 12 – Finals

(2) New Mexico 60, (1) Utah 56

2004 PEPSI CENTER, DENVER, COLO.

Thursday, March 9 – Quarterfinals

(3) Utah 75, (6) San Diego State 69
(2) BYU 79, (7) Wyoming 74
(8) Colorado State 60, (1) Air Force 48
(4) UNLV 55, (5) New Mexico 53

Friday, March 10 – Semifinals

(3) Utah 54, (2) BYU 51
(4) UNLV 80, (8) Colorado State 73

Saturday, March 11 – Finals

(3) Utah 73, (4) UNLV 70

2003 THOMAS & MACK CENTER, LAS VEGAS, NEV.

Thursday, March 13 – Quarterfinals

(2) BYU 71, (7) New Mexico 56
(6) Colorado State 74, (3) Wyoming 71
(1) Utah 42, (8) Air Force 38
(4) UNLV 83, (5) San Diego State 67

Friday, March 14 – Semifinals

(6) Colorado State 86, (2) BYU 80 (OT)
(4) UNLV 64, (1) Utah 41

Saturday, March 15 – Finals

(6) Colorado State 62, (4) UNLV 61

2002 THOMAS & MACK CENTER, LAS VEGAS, NEV.

Thursday, March 7 – Quarterfinals

(1) Wyoming 69, (8) Air Force 67 (OT)
(5) San Diego State 62, (4) BYU 51
(2) Utah 69, (7) Colorado State 66
(3) UNLV 120, (6) New Mexico 117 (20T)

Friday, March 8 – Semifinals

(5) San Diego State 70, (1) Wyoming 69
(3) UNLV 76, (2) Utah (70)

Saturday, March 9 – Finals

(5) San Diego State 78, (3) UNLV 75

2001 THOMAS & MACK CENTER, LAS VEGAS, NEV.

Thursday, March 8 – Quarterfinals

(2) BYU 69, (7) Air Force 54
(3) Wyoming 73, (6) San Diego State 58
(4) New Mexico 76, (5) Colorado State 65
(1) Utah (bye)

Friday, March 9 – Semifinals

(2) BYU 77, (3) Wyoming 66

2008-09

ALL-MWC TEAM

(selected by head coaches)

PLAYER OF THE YEAR

Luke Nevill, Utah

DEFENSIVE PLAYER OF THE YEAR

Luke Nevill, Utah

NEWCOMER OF THE YEAR

Zvonko Buljan, TCU

FRESHMAN OF THE YEAR

Afam Muojeke, Wyoming

COACH OF THE YEAR

Jim Boylen, Utah

FIRST TEAM

Lee Cummard, BYU, Sr., G/F
Luke Nevill, Utah, Sr., C
Jimmer Fredette, BYU, So., G
Tony Dandridge, New Mexico, Sr., F
Brandon Ewing, Wyoming, Sr. G

SECOND TEAM

Daniel Faris, New Mexico, Sr., C
Kyle Spain, SDSU, Sr., F
Lorenzo Wade, SDSU, Sr., F
Kevin Langford, TCU, Sr., F
Wink Adams, UNLV, Sr. G

THIRD TEAM

Jonathan Tavernari, BYU, Jr., F
Marcus Walker, CSU, Sr., G
Richie Williams, SDSU, Sr., G
Rene Rougeau, UNLV, Sr., G/F
Lawrence Borha, Utah, Sr. G

ALL-DEFENSIVE TEAM

Jackson Emery, BYU, G
Rene Rougeau, UNLV, Sr., G/F
Lawrence Borha, Utah, Sr. G
Richie Williams, SDSU, Sr., G
Luke Nevill, Utah, Sr., C

(4) New Mexico 56, (1) Utah 53

Saturday, March 10 – Finals

(2) BYU 69, (4) New Mexico 65

2000 THOMAS & MACK CENTER, LAS VEGAS, NEV.

Thursday, March 9 – Quarterfinals

(6) BYU 55, (3) New Mexico 43
(2) Utah 74, (7) Air Force 65
(5) Wyoming 74, (4) Colorado State 68
(1) UNLV 77, (8) San Diego State 72

Friday, March 10 – Semifinals

(6) BYU 58, (2) Utah 54
(1) UNLV 97, (5) Wyoming 92

Saturday, March 11 – Finals

(1) UNLV 79, (6) BYU 56



Brigham Young University
MARRIOTT CENTER
CAPACITY: 22,700



UNLV
THOMAS & MACK CENTER
CAPACITY: 18,500



University of New Mexico
THE PIT/BOB KING COURT
CAPACITY: 18,018



University of Wyoming
ARENA-AUDITORIUM
CAPACITY: 15,028



University of Utah
JON M. HUNTSMAN CENTER
CAPACITY: 15,000



San Diego State University
COX ARENA
CAPACITY: 12,414




Colorado State University
MOBY ARENA
CAPACITY: 8,745



TCU
DANIEL-MEYER COLISEUM
CAPACITY: 7,201



Air Force Academy
CLUNE ARENA
CAPACITY: 5,939



2009-10 OPPONENTS





OPPONENT	G	W	L	FIRST-LAST	LAST	FRESNO STATE	16	11	5	1935-1999	L
AIR FORCE	62	50	12	1961-2009	W	Gila College	2	2	0	1931	W
Alabama	1	0	1	1957	L	Gonzaga	1	0	1	1949	L
Alabama-Birmingham	3	2	1	1984-1989	W	Georgetown	1	0	1	1984	L
Alaska	1	1	0	1980	W	Georgia	3	2	1	1969-1997	L
Albright	1	0	1	1943	L	Georgia Tech	1	0	1	1978	L
ARIZONA	36	17	19	1951-1999	L	Hamline	1	0	1	1951	L
ARIZONA STATE	48	26	22	1946-2009	L	Hartford	1	1	0	2008	W
Arkansas	1	1	0	1947	W	Harvard	1	1	0	1978	W
Army	2	2	0	1965-1973	W	Hastings	2	2	0	1935-1938	W
Auburn	1	0	1	1998	L	HAWAII	43	30	13	1971-1999	W
Baylor	7	5	2	1949-1979	W	Hofstra	2	2	0	1983-1984	W
Beloit	1	0	1	1949	L	Houston	6	2	4	1965-2006	L
Berkeley	1	1	0	1989	W	Idaho	5	3	2	1938-2001	W
Boise State	13	9	4	1976-2009	W	IDAHO STATE	37	31	6	1930-2009	W
Bowling Green	4	3	1	1949-1984	W	Illinois	5	2	3	1965-1980	W
BRADLEY	3	2	1	1953-1978	W	Illinois Wesleyan	1	1	0	1930	W
Brown	1	1	0	1988	W	Indiana	2	0	2	1972-1973	L
Butler	1	0	1	1930	L	Indiana State	3	2	1	1947-1951	W
California	11	4	7	1952-2005	L	Iowa	2	0	2	1983-1986	L
Cal-Davis	2	2	0	1936	W	Iowa State	4	0	4	1931-2000	L
Cal-Irvine	4	3	1	1986-2002	W	Jackson State	1	1	0	2008	W
Cal-Santa Barbara	5	4	1	1979-2002	W	James Madison	2	2	0	1990-1992	W
Cal Poly	1	1	0	2009	W	John Carroll	1	1	0	1930	W
Cal Poly Pomona	1	1	0	1981	W	Kansas	4	1	3	1959-1993	L
Cal State Fullerton	6	3	3	1972-1996	L	Kansas State	6	3	3	1950-2002	W
Cal State Los Angeles	2	2	0	1952	W	Kent State	1	1	0	1960	L
Cal State Northridge	4	4	0	1992-2001	W	Kentucky	3	0	3	1951-1984	L
Cal State Riverside	1	1	0	1999	W	Lamar	3	2	1	2006-2008	W
Cal State Sacramento	1	1	0	1993	W	LaVerne	1	1	0	1936	W
Canisius	3	3	0	1942-1946	W	La Salle	9	3	6	1948-1992	L
Carbon College	2	2	0	1922-1943	W	Liberty	1	1	0	2007	W
Central Conn. State	1	1	0	1987	W	Long Beach State	9	5	4	1972-2009	W
Chaminade	1	1	0	2005	W	Long Island	3	0	3	1942-1947	L
Chicago	1	1	0	1930	W	Louisiana State	2	1	1	1960-1992	L
Chicago State	1	1	0	1987	W	Louisiana Tech	2	2	0	1998	W
Cincinnati	3	2	1	1930-2001	L	Louisville	4	2	2	1960-2008	W
Citadel	1	0	1	1960	L	Loyola (Ill.)	6	2	4	1931-1968	L
Clemson	2	0	2	1980-1990	L	Loyola-Marymount	3	1	2	1937-2008	W
Colorado	20	5	15	1937-1956	W	Loyola (N. Orleans)	2	1	1	1957-1959	L
Colorado College	11	5	6	1923-1936	W	McNeese State	2	2	0	1977-1992	W
Colorado St. College	9	8	1	1923-1938	W	Manhattan	3	2	1	1945-1955	L
COLORADO STATE	132	86	46	1938-2009	W	Marshall	2	1	1	1948-1951	W
Connecticut	1	0	1	2003-2003	L	Marquette	4	2	2	1930-1967	L
Cornell	2	1	1	1965-1969	L	Memphis (formerly State)	4	1	3	1960-2002	L
Creighton	8	5	3	1931-2002	L	Miami (Fla.)	4	2	2	1960-1989	L
Culver Stockton	1	1	0	1949	W	Michigan	4	2	2	1954-1991	L
Dartmouth	1	0	1	1958	L	Michigan State	9	4	5	1930-2008	L
Davidson	2	2	0	1974-1976	W	Minnesota	1	0	1	1994	L
Dayton	2	2	0	1950-1959	W	Mississippi State	2	1	1	1994-1996	L
Delta State	1	1	0	1947	W	Montana	27	20	7	1941-1977	L
Denver	70	53	17	1933-1999	W	Montana State	12	11	1	1939-1987	W
DePaul	1	0	1	1964	W	Montana State Billings	1	1	0	2005	W
Detroit	1	1	0	1955	W	Montana State College	57	28	29	1925-1941	W
Dixie College	7	7	0	1927-1935	W	Montana Mines	2	2	0	1928	W
Drake	1	1	0	1935	W	Morgan State	1	1	0	1996	W
Duke	2	1	1	1952-1992	L	Muhlenberg	1	1	0	1948	W
Duquesne	2	0	2	1947-1954	L	Murray State	3	2	1	1953-1955	L
Eastern Kentucky	3	2	1	1950-1991	W	NEBRASKA	4	3	1	1930-1936	W
EASTERN WASHINGTON	2	2	0	1989-2006	W	NEVADA	17	11	6	1929-1996	L
East Tennessee State	1	0	1	1990	L	NEW MEXICO	125	74	51	1950-2009	W
Elon College	1	1	0	2000	W	New Mexico State	11	3	8	1960-1976	L
Florida	2	2	0	1959-1992	W	New Orleans	1	0	1	1987	L
Florida International	2	2	0	1999-2000	W	New York (CCNY)	3	0	3	1947-1950	L
Florida State	1	1	0	1972	W	New York University	1	1	0	1965	W
Fordham	2	2	0	1983-1985	W	Niagara	7	5	2	1947-1976	W
Fort Lewis	1	1	0	2001	W						



ALL-TIME SERIES RECORDS

OPPONENT	G	W	L	FIRST-LAST	LAST
Nicholls State	1	1	0	1993	W
Northeastern	1	1	0	1988	W
Northwestern	2	1	1	1945-1989	W
North Carolina	5	0	5	1976-2008	L
N. Carolina-Charlotte	2	2	0	1988	W
North Carolina State	4	0	4	1952-2005	L
North Dakota	3	2	1	1928	W
North Florida	1	1	0	2009	W
North Texas	2	2	0	1980-1989	W
Northern Arizona	1	0	1	1946	L
Northern Kentucky	1	1	0	2006	W
Northeast Louisiana	2	2	0	1975-1994	W
Northwestern (La.) St.	2	1	1	1948-1994	W
N.W. Oklahoma State	1	1	0	1948	W
Notre Dame	7	3	4	1956-2000	L
Occidental	1	1	0	1929	W
Ohio State	7	3	4	1956-1998	W
Oklahoma	4	2	2	1960-1992	W
Oklahoma Baptist	1	1	0	1993	W
Oklahoma City	6	0	6	1955-1976	L
Oklahoma State	7	4	3	1961-2004	W
Old Dominion	1	1	0	1976	W
Omaha	1	1	0	1943	W
Oral Roberts	5	5	0	1978-2007	W
Oregon	20	8	12	1954-1999	L
Oregon State	15	4	11	1927-1992	L
Pacific	6	3	3	1961-1997	W
Penn State	4	1	3	1979-1998	L
Pepperdine	8	4	4	1944-2009	W
Phillips	2	1	1	1928	L
Pittsburgh	1	1	0	1986	W
Portland	5	4	1	1957-2009	W
Portland State	1	1	0	1978	W
Princeton	4	4	0	1981-1992	W
Providence	2	2	0	1962-1983	W
Purdue	1	1	0	1978	W
Regis	3	3	0	1949-1951	W
Rhode Island	3	1	2	1975-1978	L
Rice	7	5	2	1963-2009	W
Ricks College	2	2	0	1927-1940	W
Rutgers	1	0	1	1990	L
St. Bonaventure	3	3	0	1965-2002	W
St. Francis	2	1	1	1953-1969	W
St. John's	8	1	7	1951-1991	L
St. Joseph's	8	4	4	1962-1983	L
St. Louis	4	3	1	1930-1954	L
St. Mary's (Calif.)	9	7	2	1953-2005	L
San Diego, U. of	2	2	0	2001-2002	W
SAN DIEGO STATE	66	44	22	1941-2009	L
SAN FRANCISCO	9	4	5	1946-2002	L
San Jose State	9	8	1	1948-2007	W
Santa Barbara SC	1	1	0	1940	W
Santa Clara	20	15	5	1951-2005	W
Seattle	7	5	2	1963-1976	W
Seton Hall	3	2	1	1950-2007	W
Siena	1	1	0	1989	W
Snow College	4	4	0	1929-1946	W
South Alabama	2	1	1	2000	W
South Carolina	2	1	1	1990-1993	W
South Carolina State	1	1	0	1999	W
Southeastern College	1	1	0	1925	W
Southern California	9	3	6	1933-2006	L
Southern Idaho	13	10	3	1937-1946	W
Southern Illinois	1	1	0	2000	W
Southern Methodist	4	2	2	1986-1997	L
Southern Utah	10	10	0	1992-2007	W

Southwest Missouri	2	1	1	1985-1987	L
Stanford	6	4	2	1969-2005	L
Stetson	1	0	1	1990	L
Syracuse	5	0	5	1947-2004	L
TCU	16	13	3	1953-2009	W
Tennessee	2	0	2	1957-1980	L
Tennessee Tech	1	1	0	1992	W
Temple	3	2	1	1942-1966	W
Texas	5	3	2	1967-1978	L
Texas-Arlington	1	1	0	1988	W
Texas A&M	3	1	2	1972-2009	L
Texas A&M Corpus Christi	1	1	0	2001	W
Texas Southern	1	1	0	1999	W
UTEP	64	39	25	1966-1999	W
Texas Tech	4	3	1	1967-1996	L
Toledo	4	3	1	1949-2002	W
Tulane	1	1	0	1995	W
TULSA	12	8	4	1979-2009	W
UCLA	22	11	11	1929-2007	L
UNLV	29	13	16	1981-2009	L
UTAH	248	123	125	1909-2009	W
UTAH STATE	225	135	90	1905-2009	W
Utah Valley University	1	1	0	2005	W
Valparaiso	2	1	1	1945-1949	W
Vanderbilt	1	0	1	1957	L
Villanova	3	1	2	1951-1984	L
Virginia	4	1	3	1981-1998	L
Virginia Commonwealth	1	1	0	1983	W
Virginia Tech	1	1	0	1967	W
Wake Forest	5	1	4	1952-2009	L
Washington	18	8	10	1950-1998	L
Washington State	10	5	5	1946-2006	W
Weber College	7	6	1	1938-1943	W
WEBER STATE	34	24	10	1973-2009	W
West Virginia	2	1	1	1947-1973	W
Western Carolina	1	1	0	1981	W
Western State	11	10	1	1924-1937	W
Western Kentucky	3	0	3	1946-1955	L
Western Oregon	3	3	0	2005-2009	W
Western Washington	1	1	0	1993	W
Wichita State	7	1	6	1962-1989	W
Wisconsin	1	0	1	1931	L
Wisconsin-Milwaukee	1	1	0	1972	W
Wittenberg	1	0	1	1930	L
Wofford College	1	1	0	1998	W
WYOMING	170	101	69	1929-2009	W
Xavier	3	2	1	1964-2007	L
Yale	1	1	0	1984	W

INTRACONFERENCE RECORD

	G	W	L	Pct.
Air Force	62	50	12	.806
Colorado State	132	86	46	.652
New Mexico	125	74	51	.592
San Diego State	66	44	22	.667
TCU	16	13	3	.813
UNLV	29	13	16	.448
Utah	248	123	125	.496
Wyoming	170	101	69	.594
Total	848	504	344	.594





BRADLEY

Nov. 13; Provo, Utah; 7:30 p.m. MT (The Mtn.)

GENERAL INFO

Location: Peoria, Ill.
 Founded: 1898
 Enrollment: 5,873
 Nickname: Braves
 Colors: Red and White
 Home Arena: Carver Arena (11,164)
 Conference: Missouri Valley
 Athletic Director: Virnette House-Browning

BASKETBALL INFO

Head Coach: Jim Les
 Alma Mater: Bradley '86
 Best Time to Call: Contact SID
 Office Phone: (309) 677-2668
 Overall Record (Years): 126-105 (7)
 Record at School (Years): Same
 Assistant Coaches: Eric Buescher, Alvin Brooks III, Steve Merfeld



HEAD COACH
Jim Les

2008-09

Overall Record: 21-15
 Conference Record/Finish: 10-8/4th
 Final Rankings/Postseason Finish: NR/CollegelInsider.com Runner-Up

2009-10

Lettermen Returning/Lost: 9/4
 Starters Returning/Lost: 4/2

STARTERS RETURNING

Dodie Dunson (G, 6-3, Sr.) 10.1 ppg, 2.8 rpg
 Sam Maniscalco (G, 6-0, Jr.) 12.6 ppg, 3.1 apg
 Eddren McCain (G, 5-11, So.) 5.6 ppg, 3.1 apg
 Chris Roberts (G, 6-4, Sr.) 8.7 ppg, 4.2 rpg

SERIES HISTORY

Series Record: BYU leads, 2-1
 Last Meeting: Dec. 17, 1977
 Result: BYU won 86-79 @ Bradley

MEDIA RELATIONS

Basketball Contact: Bobby Parker
 Office: (309) 677-2624
 Cell: (309) 256-4302
 Email: jrea@bradley.edu
 Fax: (309) 677-2626
 Press Row: (309) 673-8381
 Website: www.bradleybraves.com



IDAHO STATE

Nov. 17; Provo, Utah; 7:30 p.m. MT

GENERAL INFO

Location: Pocatello, ID
 Founded: 1901
 Enrollment: 13,493
 Nickname: Bengals
 Colors: Black and Orange
 Home Arena: Holt Arena (8,000)
 Conference: Big Sky
 Athletic Director: Jeff Tingey

BASKETBALL INFO

Head Coach: Joe O'Brien
 Alma Mater: Monmouth, '77
 Best Time to Call: Contact SID
 Office Phone: (208) 282-4492
 Overall Record (Years): 38-55 (4)
 Record at School (Years): 38-55 (4)
 Assistant Coaches: Geoff Alexander, Tim Walsh, Cory O'Brien



HEAD COACH
Joe O'Brien

2008-09

Overall Record: 13-19
 Conference Record/Finish: 9-7/4th
 Final Rankings/Postseason Finish: N/A

2009-10

Lettermen Returning/Lost: 8/4
 Starters Returning/Lost: 4/1

STARTERS RETURNING

Ryan Holmes (G, 6-1, Sr.) 6.0 ppg, 2.5 rpg
 Mychel Thompson (F, 6-7, So.) 8.1 ppg, 2.7 rpg
 Rico Tucker (G, 6-0, Sr.) 10.7 ppg, 3.2 apg

SERIES HISTORY

Series Record: BYU leads, 30-6
 Last Meeting: Nov. 29, 2008
 Result: BYU won 85-65 @ Idaho State

MEDIA RELATIONS

Basketball Contact: Frank Mercogiano
 Office: (208) 282-2621
 Cell: (208) 406-3570
 Email: schrijaim@isu.edu
 Fax: (208) 282-3659
 Press Row: (208) 282-5572
 Website: www.isubengals.com



2009-10 SCHEDULE

11/13 at BYU	1/12 at UNI
11/15 Idaho State	1/16 Missouri State
11/22 Wofford	1/20 at Southern Illinois
11/24 Presbyterian	1/23 Evansville
11/27 vs. Oklahoma State	1/27 Creighton
11/28 vs. Illinois or Utah	1/30 at Illinois State
12/2 at Northern Illinois	2/2 Drake
12/7 Western Carolina	2/6 at Evansville
12/16 Loyola-Chicago	2/9 Illinois State
12/20 at Iowa State	2/13 UNI
12/29 at Drake	2/16 at Indiana State
1/1 Southern Illinois	2/20 BracketBusters
1/3 at Wichita State	2/24 Wichita State
1/6 Indiana State	2/27 at Creighton
1/9 at Missouri State	

2009-10 SCHEDULE

11/14 CS Monterey Bay	1/15 at San Diego
11/16 Arkansas Little-Rock	1/17 at Saint Mary's
11/18 BYU	1/22 Gonzaga
11/21 at New Mexico State	1/24 Portland
11/23 at Arizona State	1/29 at San Francisco
11/29 CS Bakersfield	1/31 at Santa Clara
12/3 at Long Beach State	2/7 at Loyola Marymount
12/6 UC Irvine	2/12 Santa Clara
12/13 Pacific	2/14 San Diego
12/15 at USC	2/19 at Portland
12/18 CS Northridge	2/21 at Gonzaga
12/20 Georgia Tech	2/26 Saint Mary's
12/27-30 TBD (Rainbow Classic)	2/28 San Francisco
1/3 Western Oregon	
1/10 Loyola Marymount	



HAWAII

Nov. 20; Honolulu, Hawaii; 7 p.m. HT (KFVE-TV)

GENERAL INFO

Location: Honolulu, Hawaii
Founded: 1907
Enrollment: 20,000
Nickname: Rainbow Warriors
Colors: Green, Black, Silver & White
Home Arena: Stan Sheriff Center (10,300)
Conference: Western Athletic
Athletic Director: Jim Donovan

BASKETBALL INFO

Head Coach: Bob Nash
Alma Mater: Hawaii '84
Best Time to Call: Contact SID
Office Phone: (808) 956-6501
Overall Record (Years): 24-36 (2)
Record at School (Years): 24-36 (2)
Assistant Coaches: Jackson Wheeler, Larry Farmer, Eran Ganot



HEAD COACH
Bob Nash

2008-09

Overall Record: 13-17
Conference Record/Finish: 5-11/8th
Final Rankings/Postseason Finish: N/A

2009-10

Lettermen Returning/Lost: 10/4
Starters Returning/Lost: 4/1

STARTERS RETURNING

Roderick Flemings (G/F, 6-7, Sr.) 16.6 ppg, 5.8 rpg
Bill Amis (F, 6-9, Sr.) 10.7 ppg, 6.5 rpg
Adhar Mayen (F, 6-8, Sr.) 4.3 ppg, 1.9 rpg
Paul Campbell (C, 6-10, Sr.) 2.8 ppg, 2.8 rpg

SERIES HISTORY

Series Record: BYU leads, 30-13
Last Meeting: Feb. 11, 1999
Result: BYU won 81-68 @ BYU

MEDIA RELATIONS

Basketball Contact: Neal Iwamoto
Office: (808) 956-9748
Cell: (808) 375-6819
Email: niwamoto@hawaii.edu
Fax: (808) 956-4470
Press Row: (808) 956-9408
Website: www.hawaiiathletics.com



SOUTHERN


Nov. 24; Provo, Utah; 7 p.m. MT

GENERAL INFO

Location: Baton Rouge, La.
Founded: 1880
Enrollment: 7,500
Nickname: Jaguars
Colors: Columbia Blue and Gold
Home Arena: F.G. Clark Activity Center (7,500)
Conference: Southwestern Athletic
Athletic Director: Greg LaFleur

BASKETBALL INFO

Head Coach: Rob Spivery
Alma Mater: Ashland '72
Best Time to Call: Contact SID
Office Phone: (225) 771-2435
Overall Record (Years): 318-300 (21)
Record at School (Years): 48-76 (4)
Assistant Coaches: Joe Proctor, Sheldon Jones



HEAD COACH
Rob Spivery

2008-09

Overall Record: 8-23
Conference Record/Finish: 9-9/5th
Final Rankings/Postseason Finish: N/A

2009-10

Lettermen Returning/Lost: 7/9
Starters Returning/Lost: 1/4

STARTERS RETURNING

Douglas Scott (F, 6-6, Sr.) 6.9 ppg, 7.2 rpg

SERIES HISTORY

Series Record: First meeting
Last Meeting: N/A
Result: N/A

MEDIA RELATIONS

Basketball Contact: Kevin Manns
Office: (225) 771-2601
Email: kevinmanns@gmail.com
Fax: (225) 771-2896
Website: www.gojagsports.com



2009-10 SCHEDULE

11/13	Southern Utah	1/11	at Fresno State
11/15	McNeese State	1/17	San Jose State
11/16	Northern Colorado	1/21	New Mexico State
11/20	BYU	1/23	Louisiana Tech
11/27	New Mexico	1/28	at San Jose State
12/2	at UC Irvine	1/30	at Nevada
12/6	Lamar	2/6	Fresno State
12/12	Chicago State	2/13	at Louisiana Tech
12/22	College of Charleston	2/15	at New Mexico State
12/23	Diamond Head Classic	2/20	BracketBusters
12/25	Diamond Head Classic	2/25	Utah State
12/28	Northwestern State	2/27	Nevada
1/2	Idaho	3/4	at Boise State
1/4	Boise State	3/6	at Idaho
1/9	at Utah State		

2009-10 SCHEDULE

11/16	at Baylor	1/18	at Mississippi Valley St.
11/18	at Oklahoma State	1/23	Alabama A&M
11/21	at Utah	1/25	Alabama State
11/24	at BYU	1/30	Alcorn State
11/27	vs. Wofford	2/6	at Grambling State
12/4	at Stephen F. Austin	2/8	at Jackson State
12/5	vs. Central Arkansas	2/13	Arkansas-Pine Bluff
12/12	New Orleans	2/15	Mississippi Valley State
12/16	at Southeastern Louisiana	2/20	at Alabama A&M
12/28	Talladega	2/22	at Alabama State
12/30	Chicago State	2/27	at Alcorn State
1/4	at Prairie View A&M	3/4	Prairie View A&M
1/6	at Texas Southern	3/6	Texas Southern
1/9	Grambling State		
1/11	Jackson State		
1/16	Arkansas-Pine Bluff		



WEBER STATE

Nov. 27; Provo, Utah; 7:30 p.m. MT (The Mtn.)

GENERAL INFO

Location: Ogden, Utah
 Founded: 1889
 Enrollment: 18,303
 Nickname: Wildcats
 Colors: Royal Purple and White
 Home Arena: Dee Events Center (12,000)
 Conference: Big Sky
 Athletic Director: Jerry Graybeal

BASKETBALL INFO

Head Coach: Randy Rahe
 Alma Mater: Buena Vista '82
 Best Time to Call: Contact SID
 Office Phone: (801) 626-7292
 Overall Record (Years): 57-36 (3)
 Record at School (Years): Same
 Assistant Coaches: Eric Duft, Tim Gardner, Charles Harral



HEAD COACH
Randy Rahe

2008-09

Overall Record: 21-10
 Conference Record/Finish: 15-1/1st
 Final Rankings/Postseason Finish: NR/NIT First Round

2009-10

Lettermen Returning/Lost: 6/6
 Starters Returning/Lost: 4/1

STARTERS RETURNING

Kyle Bullinger (F, 6-6, So.) 8.7 ppg, 4.5 rpg
 Nick Hansen (G, 6-4, Sr.) 8.5 ppg, 2.3 rpg
 Damian Lillard (G, 6-2, So.) 11.5 ppg, 3.9 rpg
 Steve Panos (C, 6-8, Sr.) 9.4 ppg, 4.4 rpg

SERIES HISTORY

Series Record: BYU leads, 24-10
 Last Meeting: Dec. 3, 2008
 Result: BYU won 92-62 @ Weber State

MEDIA RELATIONS

Basketball Contact: Brad Larsen
 Office: (801) 626-6010
 Cell: (801) 698-9548
 Email: blarsen3@weber.edu
 Fax: (801) 626-6490
 Press Row: (801) 626-6588
 Website: www.weberstatesports.com



UTAH STATE

Dec. 2; Logan, Utah; 7 p.m. MT (The CW30)

GENERAL INFO

Location: Logan, Utah
 Founded: 1888
 Enrollment: 23,925
 Nickname: Aggies
 Colors: Navy Blue and White
 Home Arena: Dee Glen Smith Spectrum (10,270)
 Conference: Western Athletic
 Athletic Director: Scott Barnes

BASKETBALL INFO

Head Coach: Stew Morrill
 Alma Mater: Gonzaga '74
 Best Time to Call: Contact SID
 Office Phone: (435) 797-2060
 Overall Record (Years): 485-229 (23)
 Record at School (Years): 267-91 (11)
 Assistant Coaches: Tim Duryea, Chris Jones, Tarvish Felton



HEAD COACH
Stew Morrill

2008-09

Overall Record: 30-5
 Conference Record/Finish: 14-2/1st
 Final Rankings/Postseason Finish: NR/NCAA First Round

2009-10

Lettermen Returning/Lost: 8/2
 Starters Returning/Lost: 4/1

STARTERS RETURNING

Tyler Newbold (G/F, 6-4, So.) 9.0 ppg, 4.2 rpg
 Jared Quayle (G, 6-1, Sr.) 13.1 ppg, 6.0 rpg
 Tai Wesley (F, 6-7, Jr.) 12.0 ppg, 6.0 rpg
 Pooh Williams (G/F, 6-3, Jr.) 5.9 ppg, 1.9 rpg

SERIES HISTORY

Series Record: BYU leads, 135-90
 Last Meeting: Dec. 6, 2008
 Result: BYU won 68-63 @ Salt Lake City

MEDIA RELATIONS

Basketball Contact: Doug Hoffman
 Office: (435) 797-3714
 Cell: (435) 881-8011
 Email: doug.hoffman@usu.edu
 Fax: (435) 797-2615
 Press Row: (435) 797-1686
 Website: www.utahstateaggies.com



2009-10 SCHEDULE

11/13	Utah State	1/9	at Northern Arizona
11/17	at UC Santa Barbara	1/16	at Idaho State
11/22	at Seattle	1/22	Portland State
11/24	Western State (Colo.)	1/23	Eastern Washington
11/27	at BYU	1/29	Sacramento State
12/2	Utah	2/5	at Montana
12/5	at Sacramento State	2/6	at Montana State
12/9	Montana Tech	2/12	Northern Arizona
12/12	Southern Utah	2/13	Northern Colorado
12/17	at UNLV	2/20	Idaho State
12/21	vs. Morehead State	2/26	at Eastern Washington
12/22	vs. Cal State Fullerton	2/28	at Portland State
12/23	at Utah State		
12/31	Montana State		
1/2	Montana		
1/7	Northern Colorado		

2009-10 SCHEDULE

11/13	at Weber State	1/11	Hawaii
11/18	at Utah	1/13	at Nevada
11/21	at Northeastern	1/16	Boise State
11/24	Idaho State	1/21	at Fresno State
11/28	Southern Utah	1/23	at Idaho
12/2	BYU	1/30	San Jose State
12/5	Saint Mary's	2/3	Idaho
12/12	Utah Valley	2/6	Nevada
12/16	at Cal State Bakersfield	2/11	at Boise State
12/18	at Long Beach State	2/13	at San Jose State
12/21	Morehead State	2/17	Louisiana Tech
12/22	Cal State Fullerton	2/20	TBD
12/23	Weber State	3/1	Fresno State
12/29	Western Oregon	3/6	New Mexico State
1/2	at New Mexico State		
1/4	at Louisiana Tech		



SAN FRANCISCO

Dec. 5; Salt Lake City, Utah; 4 p.m. MT

GENERAL INFO

Location: San Francisco, CA
Founded: 1855
Enrollment: 8,000
Nickname: Dons
Colors: Green & Gold
Home Arena: War Memorial Gymnasium (4,500)
Conference: West Coast
Athletic Director: Debra Gore-Mann

BASKETBALL INFO

Head Coach: Rex Walters
Alma Mater: Kansas '93
Best Time to Call: Contact SID
Office Phone: (415) 422-5993
Overall Record (Years): 42-52 (3)
Record at School (Years): 11-19 (1)
Assistant Coaches: Jeff Linder, Danny Yoshikawa, Calvin Byrd



HEAD COACH
Rex Walters

2008-09

Overall Record: 11-19
Conference Record/Finish: 3-11/7th
Final Rankings/Postseason Finish: N/A

2009-10

Lettermen Returning/Lost: 6/5
Starters Returning/Lost: 4/1

STARTERS RETURNING

Dior Lowhorn (F, 6-7, Sr.) 20.1 ppg, 6.9 rpg
Blake Wallace (F, 6-6, Sr.) 8.5 ppg, 4.1 rpg
Dontae Bryant (G, 6-2, Sr.) 4.1 ppg, 3.1 apg
Kwame Vaughn (G, 6-3, So.) 10.8 ppg, 3.5 rpg

SERIES HISTORY

Series Record: San Francisco leads 4-5
Last Meeting: Dec. 5, 2007
Result: San Francisco won 84-72 @ San Francisco

MEDIA RELATIONS

Basketball Contact: Ryan McCrary
Office: (415) 422-6162
Email: mccrary@usfca.edu
Fax: (415) 422-6965
Press Row: (415) 422-2919
Website: www.usfdons.com



ARIZONA STATE

Dec. 8; Provo, Utah; 8 p.m. MT (The Mtn.)

GENERAL INFO

Location: Tempe, Ariz.
Founded: 1885
Enrollment: 67,082
Nickname: Sun Devils
Colors: Maroon and Gold
Home Arena: Wells Fargo Arena (13,947)
Conference: Pacific-10
Athletic Director: Lisa Love

BASKETBALL INFO

Head Coach: Herb Sendek
Alma Mater: Carnegie-Mellon '85
Best Time to Call: Mornings
Office Phone: (480) 965-3261
Overall Record (Years): 308-203 (16)
Record at School (Years): 54-45 (3)
Assistant Coaches: Dedrique Taylor, Scott Pera, Lamont Smith



HEAD COACH
Herb Sendek

2008-09

Overall Record: 25-10
Conference Record/Finish: 11-7/T3rd
Final Rankings/Postseason Finish: No. 19/NCAA Second Round

2009-10

Lettermen Returning/Lost: 7/4
Starters Returning/Lost: 3/2

STARTERS RETURNING

Rihards Kuksiks (G/F, 6-6, Jr.) 10.3 ppg, 3.8 rpg
Derek Glasser (G, 6-1, Sr.) 8.8 ppg, 4.8 apg
Ty Abbott (G, 6-3, Jr.) 7.1 ppg, 4.0 rpg

SERIES HISTORY

Series Record: BYU leads 26-22
Last Meeting: Dec. 20, 2008
Result: Arizona State won 76-75 @ Glendale, AZ

MEDIA RELATIONS

Basketball Contact: Doug Tammaro
Office: (480) 965-5799
Cell: (480) 734-7795
Email: tammaro@asu.edu
Fax: (480) 965-5408
Press Row: (480) 965-4778
Website: www.thesundevils.com



2009-10 SCHEDULE

11/13	Cal Poly	1/10	San Diego
11/16	Dominican	1/14	at Loyola Marymount
11/20	at Arizona State	1/16	at Pepperdine
11/23	at UCSB	1/23	Santa Clara
11/25	Montana State	1/28	Portland
11/29	at Colorado State	1/30	Gonzaga
12/1	at Colorado	2/4	at San Diego
12/5	at BYU	2/6	at Saint Mary's
12/8	San Jose State	2/11	Pepperdine
12/12	at Loyola-Chicago	2/13	Loyola Marymount
12/19	vs. South Florida	2/20	at Santa Clara
12/20	vs. Southern Illinois	2/25	at Portland
12/23	Cal State Bakersfield	2/27	at Gonzaga
12/27	at Washington		
1/2	Holy Names		
1/8	Saint Mary's		

2009-10 SCHEDULE

11/13	Western Illinois	1/10	Washington State
11/16	Preseason NIT	1/14	at Oregon
11/17	Preseason NIT	1/16	at Oregon State
11/20	San Francisco	1/23	Arizona
11/25	Preseason NIT	1/28	California
11/26	Preseason NIT	1/30	Stanford
11/30	Arkansas-Pine Bluff	2/4	at Washington State
12/3	Baylor	2/6	at Washington
12/8	at BYU	2/11	Oregon State
12/12	Delaware State	2/13	Oregon
12/19	San Diego State	2/21	at Arizona
12/21	UC Santa Barbara	2/25	at Stanford
12/23	USC Upstate	2/27	at California
12/31	at UCLA	3/4	USC
1/2	at USC	3/6	UCLA
1/8	Washington		



FRESNO STATE

Dec. 12; Los Angeles, Calif.; 7 p.m. (KJZZ/BYU TV)

GENERAL INFO

Location: Fresno, Calif.
 Founded: 1911
 Enrollment: 21,503
 Nickname: Bulldogs
 Colors: Red and Blue
 Home Arena: Save Mart Center (15,596)
 Conference: Western Athletic
 Athletic Director: Thomas Boeh

BASKETBALL INFO

Head Coach: Steve Cleveland
 Alma Mater: UC Irvine '76
 Best Time to Call: Contact SID
 Office Phone: (559) 278-2748
 Overall Record (Years): 201-171 (12)
 Record at School (Years): 63-63 (4)
 Assistant Coaches: Jeff Reinert, Senque Carey, Lee Moon



HEAD COACH
Steve Cleveland

2008-09

Overall Record: 13-21
 Conference Record/Finish: 3-13/9th
 Final Rankings/Postseason Finish: N/A

2009-10

Lettermen Returning/Lost: 6/4
 Starters Returning/Lost: 3/2

STARTERS RETURNING

Paul George (G/F, 6-8, So.) 14.3 ppg, 6.2 rpg
 Nedeljko Golubovic (F, 6-8, Jr.) 7.3 ppg, 4.6 rpg
 Sylvester Seay (F, 6-9, Sr.) 15.3 ppg, 5.8 rpg

SERIES HISTORY

Series Record: BYU leads, 11-5
 Last Meeting: Feb. 18, 1999
 Result: Fresno State won 80-71 @ Fresno State

MEDIA RELATIONS

Basketball Contact: Stephen Trembley
 Office: (559) 244-5616
 Cell: (559) 270-4291
 Email: strembley@csufresno.edu
 Fax: (559) 244-6032
 Press Row: (559) 347-3699
 Website: www.gobulldogs.com



WAGNER

Dec. 17; Provo, Utah; 7 p.m. MT (BYU TV)

GENERAL INFO

Location: Staten Island, NY
 Founded: 1883
 Enrollment: 2,000
 Nickname: Seahawks
 Colors: Green and White
 Home Arena: Spiro Sports Center (2,100)
 Conference: Northeast
 Athletic Director: Walt Hameline

BASKETBALL INFO

Head Coach: Mike Deane
 Alma Mater: Potsdam State '74
 Best Time to Call: Weekday mornings
 Office Phone: (718) 390-3462
 Overall Record (Years): 433-305 (25)
 Record at School (Years): 90-87 (6)
 Assistant Coaches: Kenyon Spears, Shawn Postiglione, Dedrick Dye



HEAD COACH
Mike Deane

2008-09

Overall Record: 16-14
 Conference Record/Finish: 8-10/7th
 Final Rankings/Postseason Finish: N/A

2009-10

Lettermen Returning/Lost: 7-4
 Starters Returning/Lost: 1/4

STARTERS RETURNING

Michael Orock (C, 6-7, Sr.) 3.2 ppg, 3.3 rpg

SERIES HISTORY

Series Record: First meeting
 Last Meeting: N/A
 Result: N/A

MEDIA RELATIONS

Basketball Contact: John Beisser
 Office: (718) 390-3227
 Cell: (732) 921-6744
 Email: john.beisser@wagner.edu
 Fax: (718) 420-4015
 Press Row: (718) 420-4433
 Website: www.wagnerathletics.com



2009-10 SCHEDULE

11/13 San Francisco State	1/11 San Jose State
11/17 at Northern Arizona	1/14 at Louisiana Tech
11/19 at Seattle	1/16 at New Mexico State
11/23 San Diego State	1/21 Utah State
11/28 at Santa Clara	1/23 Nevada
12/1 vs. Pacific	1/28 at Idaho
12/6 San Diego	1/30 at Boise State
12/8 at Pepperdine	2/6 at Hawaii
12/12 vs. BYU	2/11 New Mexico State
12/17 UC Davis	2/13 Idaho
12/19 North Dakota State	2/17 at Nevada
12/21 at Montana	2/20 BracketBusters
12/23 at Oregon State	2/23 Cal State Bakersfield
12/28 Colorado State	2/27 at San Jose State
1/2 Boise State	3/1 at Utah State
1/9 Hawaii	3/4 Louisiana Tech

2009-10 SCHEDULE

11/15 at Lafayette	1/17 at Quinnipiac
11/18 Stony Brook	1/22 LIU
11/21 at NJIT	1/24 at Saint Francis (NY)
11/23 Bucknell	1/29 at LIU
11/29 at Saint Francis (PA)	1/31 at Saint Francis (NY)
12/3 at Robert Morris	2/5 Quinnipiac
12/6 Columbia	2/12 Sacred Heart
12/13 at Saint Peter's	2/14 at Mount St. Mary's
12/16 at BYU	2/19 Mount St. Mary's
12/20 at Nevada	2/21 at FDU
12/27 Las Vegas Classic	2/26 at Monmouth
12/28 Las Vegas Classic	2/28 Bryant
12/30 NJIT	2/20 Central Connecticut St.
1/4 at Princeton	2/25 Robert Morris
1/10 at Brown	2/27 Saint Francis (PA)
1/15 at Sacred Heart	



EASTERN WASHINGTON

Dec. 19; Provo, Utah; 7 p.m. MT (BYU TV)

GENERAL INFO

Location: Cheney, WA
Founded: 1882
Enrollment: 9,897
Nickname: Eagles
Colors: Red & White
Home Arena: Reese Court (6,000)
Conference: Big Sky
Athletic Director: Bill Chaves

BASKETBALL INFO

Head Coach: Kirk Earlywine
Alma Mater: Campbell '87
Best Time to Call: Contact SID
Office Phone: (509) 359-2497
Overall Record (Years): 44-45 (3)
Record at School (Years): 23-37 (2)
Assistant Coaches: Jamie Matthews, Rachi Wortham, Shantay Legans



HEAD COACH
Kirk Earlywine

2008-09

Overall Record: 12-18
Conference Record/Finish: 6-10/7th
Final Rankings/Postseason Finish: NA

2009-10

Lettermen Returning/Lost: 6/3
Starters Returning/Lost: 3/2

STARTERS RETURNING

Benny Valentine (G, 5-7, Sr.) 15.1 ppg, 3.1 apg
Mark Dunn (F, 6-8, Sr.) 5.6 ppg, 3.3 rpg
Brandon Moore (C, 6-9, Sr.) 11.2 oogm, 6.8 rpg

SERIES HISTORY

Series Record: BYU leads 2-0
Last Meeting: Dec. 27, 2005
Result: BYU won 97-66 @ BYU

MEDIA RELATIONS

Basketball Contact: Dave Cook
Office: (509) 359-6334
Cell: (509) 280-2502
Email: dcook@mail.ewu.edu
Fax: (509) 359-2828
Press Row: (509) 359-6331
Website: www.goeags.com



NEVADA

Dec. 22; Las Vegas, Nev.; 7:30 p.m. PT (BYU TV)

GENERAL INFO

Location: Reno, NV
Founded: 1874
Enrollment: 17,000
Nickname: Wolf Pack
Colors: Navy Blue & Silver
Home Arena: Lawlor Events Center (11,536)
Conference: Western Athletic
Athletic Director: Cary Groth

BASKETBALL INFO

Head Coach: David Carter
Alma Mater: Saint Mary's '89
Best Time to Call: Contact SID
Office Phone: (775) 682-6949
Overall Record (Years): First Season
Record at School (Years): First Season
Assistant Coaches: Doug Novsek, Keith Brown, Dennis Gates



HEAD COACH
David Carter

2008-09

Overall Record: 21-13
Conference Record/Finish: 11-5/2nd
Final Rankings/Postseason Finish: CBI First Round

2009-10

Lettermen Returning/Lost: 8/4
Starters Returning/Lost: 3/2

STARTERS RETURNING

Luke Babbitt (F, 6-8, So.) 16.9 ppg, 7.4 rpg
Armon Johnson (G, 6-3, Jr.) 15.5 ppg, 4.3 apg
Dario Hunt (F, 6-8, So.) 3.6 ppg, 4.4 rpg

SERIES HISTORY

Series Record: BYU leads, 11-6
Last Meeting: Nov. 28, 1995
Result: Nevada won 79-77 @ Nevada

MEDIA RELATIONS

Basketball Contact: Rhonda Lundin
Office: (775) 682-6981
Cell: (775) 742-2548
Email: rlundin@unr.edu
Fax: (775) 784-4386
Press Row: (775) 784-4404
Website: www.nevadawolfpack.com



2009-10 SCHEDULE

11/14	Portland	1/15	at Montana State
11/18	at Washington State	1/17	Northern Arizona
11/23	Whitman	1/21	Northern Colorado
11/27	at Texas-Arlington	1/29	at Idaho State
11/28	Boise State	1/31	at Weber State
11/30	at Idaho	2/5	Portland State
12/4	Walla Walla	2/7	at Seattle
12/7	at Portland State	2/12	at Sacramento State
12/14	Seattle	2/15	Montana State
12/20	at Nevada	2/22	Montana
12/23	at BYU	2/26	at Northern Colorado
12/29	Las Vegas Classic	2/28	at Northern Arizona
1/2	Las Vegas Classic	3/5	Weber State
1/4	at Gonzaga	3/7	Idaho State
1/8	Sacramento State		
1/10	at Montana		

2009-10 SCHEDULE

11/14	Montana State	1/9	San Jose State
11/18	at UNLV	1/13	Utah State
11/21	Houston	1/16	Idaho
11/27	at VCU	1/20	at Boise State
11/29	at North Carolina	1/23	at Fresno State
12/5	at Pacific	1/30	Hawaii
12/8	Fresno Pacific	2/6	at Utah State
12/12	South Dakota State	2/10	at Idaho
12/17	Eastern Washington	2/13	Boise State
12/19	Wagner	2/17	Fresno State
12/22	vs BYU	2/20	at BracketBusters
1/23	vs Nebraska or Tulsa	2/25	at San Jose State
1/28	Portland	2/27	at Hawaii
1/2	at Louisiana Tech	3/4	New Mexico State
1/4	at New Mexico State	3/6	Louisiana Tech



NEBRASKA

Dec. 23; Las Vegas, Nev.; 5 or 7:30 p.m. PT (BYU TV)

GENERAL INFO

Location: Lincoln, Neb.
 Founded: 1869
 Enrollment: 24,000
 Nickname: Huskers
 Colors: Scarlet and Cream
 Home Arena: Bob Devaney Sports Center (13,595)
 Conference: Big 12
 Athletic Director: Tom Osborne

BASKETBALL INFO

Head Coach: Doc Sadler
 Alma Mater: Arkansas '82
 Best Time to Call: Contact SID
 Office Phone: (402) 472-2265
 Overall Record (Years): 55-40 (3)
 Record at School (Years): 103-58 (10)
 Assistant Coaches: Philip Mathews, David Anwar, Walter Roes



HEAD COACH
Doc Sadler

2008-09

Overall Record: 18-13
 Conference Record/Finish: 8-8/8th
 Final Ranking/Postseason: NR/NIT First Round

2009-10

Lettermen Returning/Lost: 5/8
 Starters Returning/Lost: 1/4

STARTERS RETURNING

Sek Henry (G, 6-3, Sr.) 8.0 ppg, 3.4 rpg

SERIES HISTORY

Series Record: BYU leads, 3-1
 Last Meeting: Dec. 28, 1935
 Result: BYU won 46-39 @ BYU

MEDIA RELATIONS

Basketball Contact: Jerry Trickie
 Office: (402) 472-2263
 Cell: (402) 540-0269
 Email: jtrickie@huskers.com
 Fax: (402) 472-2269
 Press Row: (402) 472-2279
 Website: www.huskers.com



TULSA

Dec 23; Las Vegas, Nev.; 5 or 7:30 p.m. PT (BYU TV)

GENERAL INFO

Location: Tulsa, Okla.
 Founded: 1894
 Enrollment: 4,100
 Nickname: Golden Hurricane
 Colors: Old Gold, Royal Blue and Crimson
 Home Arena: Donald W. Reynolds Center (8,355)
 Conference: Conference USA
 Athletic Director: Bubba Cunningham



HEAD COACH
Doug Wojcik

BASKETBALL INFO

Head Coach: Doug Wojcik
 Alma Mater: US Naval Academy '87
 Best Time to Call: Contact SID
 Office Phone: (918) 631-3132
 Overall Record (Years): 81-53 (4)
 Record at School (Years): Same
 Assistant Coaches: David Cason, Jeremy Ballard, Andy Kohut

2008-09

Overall Record: 25-11
 Conference Record/Finish: 12-4/2nd
 Final Ranking/Postseason: NR/NIT Second Round

2009-10

Lettermen Returning/Lost: 7/2
 Starters Returning/Lost: 4/1

STARTERS RETURNING

Jerome Jordan (C, 7-0, Sr.) 13.8 ppg, 8.6 rpg
 Ben Uzoh (G, 6-3, Sr.) 14.0 ppg, 4.9 rpg
 Justin Hurtt (G, 6-4, Jr.) 9.6 ppg, 2.6 rpg
 Bishop Wheatley (F, 6-6, Sr.) 4.8 ppg, 3.9 rpg

SERIES HISTORY

Series Record: BYU leads, 8-4
 Last Meeting: Dec. 30, 2008
 Result: BYU won 74-68 @ Tulsa

MEDIA RELATIONS

Basketball Contact: Don Tomkalski
 Office: (918) 631-3200
 Cell: (918) 640-0683
 Email: donald-tomkalski@utulsa.edu
 Fax: (918) 631-3913
 Press Row: (918) 631-5400
 Website: www.tulsahurricane.com



2009-10 SCHEDULE

11/14	South Carolina Upstate	1/13	Kansas
11/18	at Saint Louis	1/16	Iowa State
11/21	TCU	1/23	at Missouri
11/24	UMKC	1/27	at Colorado
11/29	at USC	1/30	Oklahoma
12/2	Texas-Pan American	2/2	Kansas State
12/6	at Creighton	2/6	at Kansas
12/10	Chicago State	2/10	Baylor
12/12	Oregon State	2/13	at Texas
12/19	Jackson State	2/17	at Kansas State
12/22	vs. Tulsa	2/20	Missouri
12/23	vs. BYU or Nevada	2/24	at Iowa State
12/29	Southern Utah	2/27	Texas Tech
1/2	Maryland Eastern Shore	3/2	Colorado
1/5	Southeastern Louisiana	3/6	at Oklahoma State
1/9	at Texas A&M		

2009-10 SCHEDULE

11/13	Saint Mary's (TX)	1/16	UCF
11/15	Florida International	1/20	at Oral Roberts
11/17	Arkansas-Little Rock	1/23	Rice
11/21	South Alabama	1/27	at UAB
11/24	Loyola Marymount	1/30	at UCF
11/28	at Missouri State	2/3	Marshall
12/2	Oklahoma State	2/6	at UTEP
12/6	Ohio	2/10	Southern Miss
12/17	Jackson State	2/13	Memphis
12/19	Chicago State	2/17	at Marshall
12/22	vs. Nebraska	2/20	UTEP
12/23	vs. BYU or Nevada	2/25	at Duke
1/2	Colorado	2/27	at East Carolina
1/6	Tulane	3/3	SMU
1/9	at Houston	3/6	at Memphis
1/13	at SMU		



ARIZONA

Dec. 28; Tucson, Ariz.; 7 p.m. MT (Fox College Sports)

GENERAL INFO

Location: Tucson, Ariz.
Founded: 1885
Enrollment: 37,600
Nickname: Wildcats
Colors: Cardinal & Navy
Home Arena: McKale Center (14,545)
Conference: Pacfic-10
Athletic Director: Jim Livengood

BASKETBALL INFO

Head Coach: Sean Miller
Alma Mater: Pittsburgh '92
Best Time to Call: Contact SID
Office Phone: (970) 491-6232
Overall Record (Years): 120-47 (5)
Record at School (Years): First Season
Assistant Coaches: Archie Miller, Emanuel Richardson, James Whitford



HEAD COACH
Sean Miller

2008-09

Overall Record: 21-14
Conference Record/Finish: 9-9/T5th
Final Rankings/Postseason Finish: No. 24/NCAA Sweet 16

2009-10

Lettermen Returning/Lost: 7/5
Starters Returning/Lost: 3/2

STARTERS RETURNING

Nic Wise (G, 5-10, Sr.) 15.7 ppg, 4.6 apg
Janelle Horne (F, 6-6, Jr.) 6.8 ppg, 5.1 rpg
Kyle Fogg (G, 6-2, So.) 6.1 ppg, 2.5 rpg

SERIES HISTORY

Series Record: Arizona leads, 20-17
Last Meeting: Dec. 1, 1999
Result: Arizona won 86-62 @ Arizona

MEDIA RELATIONS

Basketball Contact: Richard Paige
Office: (520) 621-4163
Cell: (520) 790-4347
Email: rpaige@email.arizona.edu
Fax: (520) 621-2681
Press Row: (520) 621-4334
Website: www.arizonawildcats.com



EASTERN NEW MEXICO

Jan 2; Provo, Utah; 7 p.m. MT

GENERAL INFO

Location: Portales, N.M.
Founded: 1934
Enrollment: 4,685
Nickname: Greyhounds
Colors: Green and Silver
Home Arena: Greyhound Arena (4,800)
Conference: Lone Star
Athletic Director: Dr. Jeff Geiser

BASKETBALL INFO

Head Coach: Andrew Helton
Alma Mater: Miami '92
Best Time to Call: Mornings
Office Phone: (575) 562-2433
Overall Record (Years): First Season
Record at School (Years): First Season
Assistant Coaches: Stott Carter, Kawika Stant



HEAD COACH
Andrew Helton

2008-09

Overall Record: 4-23
Conference Record/Finish: 0-12/7th
Final Ranking/Postseason: N/A

2009-10

Lettermen Returning/Lost: 5/4
Starters Returning/Lost: 5/1

STARTERS RETURNING

Equus Dargy (F, 6-5, Sr.) 10.3 ppg, 4.8 rpg
Dannon Wafer (G, 6-2, Sr.) 9.3 ppg, 7.0 rpg
Jimmie Marshall (G, 5-11, Sr.) 6.3 ppg, 3.0 apg
Tommy York (C, 6-8, Jr.) 4.0 ppg, 2.9 rpg
Gerald Brown (F, 6-4, Sr.) 3.8 ppg, 3.6 rpg

SERIES HISTORY

Series Record: First meeting
Last Meeting: N/A
Result: N/A

MEDIA RELATIONS

Basketball Contact: Adam Pitterman
Office: (575) 562-4309
Email: adam.pitterman@enmu.edu
Fax: (575) 562-4384
Press Row: (817) 257-7337
Website: www.enmusports.com



2009-10 SCHEDULE

11/15	Northern Arizona	1/14	at Oregon State
11/19	Rice	1/16	at Oregon
11/23	EA Sports Maui Invite	1/23	at Arizona State
11/24	EA Sports Maui Invite	1/28	Stanford
11/25	EA Sports Maui Invite	1/31	California
12/2	UNLV	2/4	at Washington
12/6	at Oklahoma	2/6	at Washington State
12/9	Louisiana Tech	2/11	Oregon
12/12	at San Diego State	2/13	Oregon State
12/21	Lipscomb	2/21	Arizona State
12/23	North Carolina State	2/25	at California
12/28	BYU	2/27	at Stanford
12/31	at USC	3/4	UCLA
1/2	at UCLA	3/6	USC
1/8	Washington State		
1/10	Washington		

2009-10 SCHEDULE

11/17	Western New Mexico	1/16	at Texas A&M-Kingsville
11/21	at Western New Mexico	1/20	at Tarleton State
11/24	Lubbock Christian	1/23	Midwestern State
11/28	Western State	1/27	Northern New Mexico
11/30	Texas-Permian Basin	1/30	Angelo State
12/3	SE Oklahoma State	2/3	West Texas A&M
12/5	East Central	2/6	at West Texas A&M
12/12	at Cameron	2/10	Tarleton State
12/14	at SW Oklahoma State	2/13	at Midwestern State
12/19	Texas A&M-Commerce	2/20	at Angelo State
1/2	at BYU	2/24	at Abilene Christian
1/4	Fort Lewis	2/27	Texas A&M-Kingsville
1/7	at Central Oklahoma		
1/9	at Northeastern State		
1/13	Abilene Christian		



UNLV

Jan. 6; Provo, Utah; 8 p.m. MT (The Mtn.)

Feb. 6; Las Vegas, Nev.; 1 p.m. PT (VERSUS)

GENERAL INFO

Location: Las Vegas, NV
 Founded: 1957
 Enrollment: 28,000
 Nickname: Runnin' Rebels
 Colors: Scarlet and Gray
 Home Arena: Thomas & Mack Center (18,500)
 Conference: Mountain West
 Actin Athletic Director: Jerry Koloskie

BASKETBALL INFO

Head Coach: Lon Kruger
 Alma Mater: Kansas State '75
 Best Time to Call: Contact SID
 Office Phone: (702) 895-3295
 Overall Record (Years): 430-286 (23)
 Record at School (Years): 112-53 (5)
 Assistant Coaches: Greg Gensing, Steve Henson, Lew Hill

2008-09

Overall Record: 21-11
 Conference Record/Finish: 9-7/5th
 Final Rankings/Postseason Finish: NR/NIT 1st Round

2009-10

Lettermen Returning/Lost: 6/7
 Starters Returning/Lost: 2/3

STARTERS RETURNING

Tre'Von Willis (G, 6-4, Jr.) 11.4 ppg, 4.3 rpg
 Oscar Bellfield (G, 6-2, So.) 6.2 ppg, 3.4 apg

SERIES HISTORY

Series Record: UNLV leads 16-13
 Last Meeting: Feb. 21, 2009
 Result: UNLV won 75-74 @ UNLV

MEDIA RELATIONS

Basketball Contact: Andy Grossman
 Office: (702) 895-3995
 Cell: (702) 630-3949
 Email: andy.grossman@unlv.edu
 Fax: (702) 895-0989
 Press Row: (702) 895-4600
 Website: www.unlvrebels.com



HEAD COACH
Lon Kruger



2009-10 SCHEDULE

11/14	Pittsburg State	1/12, 13	San Diego State
11/18	Nevada-Reno	1/16	Utah
11/21	Southern Illinois	1/20	at Colorado State
11/25	Holy Cross	1/23	at TCU
11/28	Louisville	1/26	Air Force
12/2	at Arizona	2/3	at Wyoming
12/5	at Santa Clara	2/6	BYU
12/12	vs. Kansas State	2/9, 10	New Mexico
12/15	at Southern Utah	2/13	at San Diego State
12/17	Weber State	2/17	at Utah
12/19	South Carolina Upstate	2/20	Colorado State
12/22	vs. SMU	2/24	TCU
12/23	Diamond Head Classic	2/27	at Air Force
12/25	Diamond Head Classic	3/6	Wyoming
1/6	at BYU		
1/9	at New Mexico		

UTEP

Jan. 9; El Paso, Texas; 7 p.m. MT (CBS C)

GENERAL INFO

Location: El Paso, Tex.
 Founded: 1914
 Enrollment: 20,000
 Nickname: Miners
 Colors: Dark Blue, Orange, Silver
 Home Arena: Don Haskins Center (12,000)
 Conference: Conference USA
 Athletic Director: Bob Stull

BASKETBALL INFO

Head Coach: Tony Barbee
 Alma Mater: Massachusetts '93
 Best Time to Call: Contact SID
 Office Phone: (915) 747-5323
 Overall Record (Years): 56-45 (3)
 Record at School (Years): 56-45 (3)
 Assistant Coaches: Randall Dickey, Tony Madlock, Milt Wagner

2008-09

Overall Record: 23-14
 Conference Record/Finish: 10-6/T4th
 Final Rankings/Postseason Finish: NR/CBI Runner-up

2009-10

Lettermen Returning/Lost: 7/6
 Starters Returning/Lost: 3/2

STARTERS RETURNING

Arnett Moultrie (F, 6-11, So.) 8.8 ppg, 8.2 rpg
 Wayne Portalatin (C, 6-10, Jr.) 1.1 ppg, 1.8 rpg
 Julyan Stone (G, 6-6, Jr.) 5.6 ppg, 6.4 apg

SERIES HISTORY

Series Record: BYU leads, 39-25
 Last Meeting: Feb. 27, 1999
 Result: BYU won 85-64 @ BYU

MEDIA RELATIONS

Basketball Contact: Jeff Darby
 Office: (915) 747-6652
 Cell: (915) 204-0642
 Email: jdarby@utep.edu
 Fax: (915) 747-5444
 Press Row: (915) 747-5154
 Website: www.utepathletics.com



HEAD COACH
Tony Barbee



2009-10 SCHEDULE

11/13	Texas Southern	1/16	Southern Miss
11/18	Arkansas-Pine Bluff	1/20	at Memphis
11/21	Arkansas State	1/23	at UCF
11/25	North Carolina A&T	1/27	Tulane
12/1	at New Mexico State	1/30	at UAB
12/13	New Mexico State	2/3	Houston
12/16	vs. Mississippi	2/6	Tulsa
12/19	Alcorn State	2/10	at SMU
12/21	vs. Oklahoma	2/13	East Carolina
12/28	Norfolk State	2/20	at Tulsa
12/29	Air Force or Niagara	2/24	at Southern Miss
1/3	at Texas Tech	2/27	Rice
1/6	SMU	3/2	at Marshall
1/9	BYU	3/6	UAB
1/13	at Houston		



AIR FORCE

Jan. 13; USAFA, Colo.; 6 p.m. MT (The Mtn.)

Feb. 13; Provo, Utah; 4 p.m. MT (The Mtn.)

GENERAL INFO

Location: USAFA, Colo.
Founded: 1954
Enrollment: 4,400
Nickname: Falcons
Colors: Blue and Silver
Home Arena: Clune Arena (5,858)
Conference: Mountain West
Athletic Director: Dr. Hans Mueh

BASKETBALL INFO

Head Coach: Jeff Reynolds
Alma Mater: UNC Greensboro '78
Best Time to Call: Contact SID
Office Phone: (719) 333-3039
Overall Record (Years): 108-69 (6)
Record at School (Years): 26-35 (2)
Assistant Coaches: Dave Pilipovich, Steve Snell, Rob Pryor, Kevin Carroll, Tom Bellairs



HEAD COACH
Jeff Reynolds

2008-09

Overall Record: 10-21
Conference Record/Finish: 0-16/9th
Final Rankings/Postseason Finish: N/A

2009-10

Lettermen Returning/Lost: 12/7
Starters Returning/Lost: 1/3

STARTERS RETURNING

Evan Washington (G, 6-4, Jr.) 6.8 ppg, 4.5 rpg

SERIES HISTORY

Series Record: BYU leads 50-12
Last Meeting: March 12, 2009
Result: BYU won 80-69 @ MWC Tournament

MEDIA RELATIONS

Basketball Contact: Jerry Cross
Office: (719) 333-3950
Cell: (719) 338-0804
Email: jerry.cross@usafa.edu
Fax: (719) 333-3798
Press Row: (719) 333-6467
Website: www.goairforcefalcons.com



COLORADO STATE

Jan. 16; Provo, Utah; 4 p.m. MT (The Mtn.)

Feb. 17; Fort Collins, Colo.; 6 p.m. MT (The Mtn.)

GENERAL INFO

Location: Fort Collins, CO
Founded: 1870
Enrollment: 25,500
Nickname: Rams
Colors: Green and Gold
Home Arena: Moby Arena (8,745)
Conference: Mountain West
Athletic Director: Paul Kowalczyk

BASKETBALL INFO

Head Coach: Tim Miles
Alma Mater: University of Mary '89
Best Time to Call: Contact SID
Office Phone: (970) 491-6232
Overall Record (Years): 219-157 (13)
Record at School (Years): (2)
Assistant Coaches: Niko Medved, Mark Amaral, DeMarlo Slocum



HEAD COACH
Tim Miles

2008-09

Overall Record: 9-22
Conference Record/Finish: 4-12/8th
Final Rankings/Postseason Finish: N/A

2009-10

Lettermen Returning/Lost: 10/4
Starters Returning/Lost: 3/2

STARTERS RETURNING

Jesse Carr (G, 6-2, So.) 8.8 ppg, 2.5 apg
Andre McFarland (F, 6-6, Jr.) 8.4 ppg, 4.1 rpg
Andy Ogide (F, 6-9, Jr.) 10.2 ppg, 5.8 rpg

SERIES HISTORY

Series Record: BYU leads 86-46
Last Meeting: Feb. 11, 2009
Result: BYU won 94-60 @ BYU

MEDIA RELATIONS

Basketball Contact: John Manuszak
Office: (970) 491-6494
Cell: (970) 222-8458
Email: john.manuszak@colostate.edu
Fax: (970) 491-1348
Press Row: (970) 222-8458
Website: www.csurams.com



2009-10 SCHEDULE

11/13	Western State	1/13	BYU
11/20	Dickinson State	1/20	New Mexico
11/21	Northern Colo./TX South.	1/23	at Utah
11/28	Charleston Southern	1/26	at UNLV
12/2	North Carolina Central	1/30	Wyoming
12/5	at Missouri State	2/3	at San Diego State
12/8	Prairie View A&M	2/6	TCU
12/12	at Washington State	2/9	Colorado State
12/19	Northern Arizona	2/13	at BYU
12/22	UC Davis	2/20	at New Mexico
12/28	vs. Niagara	2/24	Utah
12/29	vs. UTEP/Norfolk State	2/27	UNLV
1/2	Texas-Pan American	3/2	at Wyoming
1/6	at TCU	3/6	San Diego State
1/9	at Colorado State		

2009-10 SCHEDULE

11/13	UC Davis	1/16	at BYU
11/14	Winston-Salem State	1/20	UNLV
11/15	at Oregon	1/23	at New Mexico
11/20	at Indiana State	1/27	TCU
11/24	Mayville State	1/30	San Diego State
11/29	San Francisco	2/3	at Utah
12/1	at Northern Colorado	2/6	Wyoming
12/5	Denver	2/9	at Air Force
12/10	Colorado	2/17	BYU
12/12	Montana	2/20	at UNLV
12/20	Northern Arizona	2/23	New Mexico
12/22	at UCLA	2/27	at TCU
12/28	at Fresno State	3/3	at San Diego State
12/31	Yale	3/6	Utah
1/6	at Wyoming		
1/9	Air Force		



WYOMING

Jan. 20; Provo, Utah; 6 p.m. MT (The Mtn.)

Feb. 20; Laramie, Wyo.; 4 p.m. MT (The Mtn.)

GENERAL INFO

Location: Laramie, Wyo.
 Founded: 1886
 Enrollment: 13,207
 Nickname: Cowboys
 Colors: Brown and Gold
 Home Arena: Arena-Auditorium (15,000)
 Conference: Mountain West
 Athletic Director: Tom Burman

BASKETBALL INFO

Head Coach: Heath Schroyer
 Alma Mater: Atlantic State '95
 Best Time to Call: Contact SID
 Office Phone: (307) 766-5114
 Overall Record (Years): 66-79 (5)
 Record at School (Years): 31-32 (2)
 Assistant Coaches: Fred Langley, Shaun Vandiver, Anthony Stewart



HEAD COACH
Heath Schroyer

2008-09

Overall Record: 19-14
 Conference Record/Finish: 7-9/6th
 Final Rankings/Postseason Finish: NR/CBI First Round

2009-10

Lettermen Returning/Lost: 5/6
 Starters Returning/Lost: 2/3

STARTERS RETURNING

Afam Muojeke (G/F, 6-7, So.) 13.8 ppg, 5.3 rpg
 Adam Waddell (C, 6-10, Jr.) 5.1 ppg, 3.9 rpg

SERIES HISTORY

Series Record: BYU leads, 101-69
 Last Meeting: March 4, 2009
 Result: BYU won 78-68 @ Wyoming

MEDIA RELATIONS

Basketball Contact: John Paradis
 Office: (307) 766-2256
 Cell: (307) 760-2582
 Email: JP12@uwyo.edu
 Fax: (307) 766-2346
 Press Row: (307) 766-2222
 Website: www.wyomingathletics.com



SAN DIEGO STATE

Jan. 23; San Diego, Calif.; 7 p.m. PT (The Mtn.)

Feb. 24; Provo, Utah; 7 p.m. (CBS C)

GENERAL INFO

Location: San Diego, Calif.
 Founded: 1897
 Enrollment: 34,360
 Nickname: Aztecs
 Colors: Scarlet and Black
 Home Arena: Cox Arena (12,414)
 Conference: Mountain West
 Athletic Director: Jeff Schemmel

BASKETBALL INFO

Head Coach: Steve Fisher
 Alma Mater: Illinois State '67
 Best Time to Call: Contact SID
 Office Phone: (619) 594-6249
 Overall Record (Years): 357-222 (18)
 Record at School (Years): 173-140 (10)
 Assistant Coaches: Brian Dutcher, Justin Hutson, Mark Fisher



HEAD COACH
Steve Fisher

2008-09

Overall Record: 26-10
 Conference Record/Finish: 11-5/4th
 Final Rankings/Postseason Finish: NR/NIT Semifinals

2009-10

Lettermen Returning/Lost: 8/6
 Starters Returning/Lost: 2/3

STARTERS RETURNING

D.J. Gay (G, 6-0, Jr.) 6.0 ppg, 1.8 rpg
 Billy White (F, 6-8, Jr.) 8.8 ppg, 3.8 rpg

SERIES HISTORY

Series Record: BYU leads, 44-22
 Last Meeting: March 13, 2009
 Result: SDSU won 64-62 @ MWC Tournament

MEDIA RELATIONS

Basketball Contact: Mike May
 Office: (619) 594-5547
 Cell: (619) 957-8372
 Email: mmay@mail.sdsu.edu
 Fax: (619) 582-6541
 Press Row: (619) 265-5853
 Website: www.goaztecs.com



2009-10 SCHEDULE

11/13	South Dakota State	1/12	at TCU
11/18	Peru State (Neb.)	1/16	New Mexico
11/21	Boise State	1/20	at BYU
11/25	at Denver	1/27	Utah
11/27	Monmouth	1/30	at Air Force
11/28	Hampton	2/3	UNLV
11/29	Pepperdine	2/6	at Colorado State
12/5	Loyola Marymount	2/10	at San Diego State
12/12	vs. Northern Colorado	2/13	TCU
12/15	at Tennessee	2/16,17	at New Mexico
12/20	South Dakota	2/20	BYU
12/23	at Northern Iowa	2/27	at Utah
12/30	Akron	3/2	Air Force
1/2	Adams State	3/6	at UNLV
1/6	Colorado State		
1/9	San Diego State		

2009-10 SCHEDULE

11/14	UC San Diego	1/9	at Wyoming
11/16	at Saint Mary's	1/13	at UNLV
11/19	Santa Clara	1/16	TCU
11/23	at Fresno State	1/19	at Utah
11/25	at Pacific	1/23	BYU
11/28	Northern Arizona	1/30	at Colorado State
12/2	at San Diego	2/3	Air Force
12/5	at UC Santa Barbara	2/6	at New Mexico
12/9	Cal State Fullerton	2/10	Wyoming
12/12	Arizona	2/13	at UNLV
12/19	at Arizona State	2/16	at TCU
12/22	at Drake	2/20	Utah
12/29	UC Riverside	2/24	at BYU
12/31	Pomona-Pitzer	3/3	Colorado State
1/5	New Mexico	3/6	at Air Force



NEW MEXICO

Jan. 27; Albuquerque, N.M.; 8 p.m. MT (The Mtn.)
Feb. 27; Provo, Utah; 2 p.m. MT (VERSUS)

GENERAL INFO

Location: Albuquerque, N.M.
Founded: 1889
Enrollment: 25,767
Nickname: Lobos
Colors: Cherry and Silver
Home Arena: The Pit/Bob King Court (15,102)
Conference: Mountain West
Vice President for Athletics: Paul Krebs

BASKETBALL INFO

Head Coach: Steve Alford
Alma Mater: Indiana '87
Best Time to Call: Contact SID
Office Phone: (505) 925-5750
Overall Record (Years): 354-204 (18)
Record at School (Years): 46-21 (2)
Assistant Coaches: Craig Neal, Ryan Miller, Wyking Jones



HEAD COACH
Steve Alford

2008-09

Overall Record: 22-12
Conference Record/Finish: 11-5/T-1st
Final Rankings/Postseason Finish: NR/NIT 2nd Round

2009-10

Lettermen Returning/Lost: 6/4
Starters Returning/Lost: 3/2

STARTERS RETURNING

Roman Martinez (F, 6-6, Sr.) 10.6 ppg, 6.4 rpg
Dairese Gary (G, 6-1, Jr.) 8.1 ppg, 2.2 rpg
Phillip McDonald (G, 6-5, So.) 7.3 ppg, 3.1 rpg

SERIES HISTORY

Series Record: BYU leads 74-51
Last Meeting: Feb. 17, 2009
Result: BYU won 73-62 @ BYU

MEDIA RELATIONS

Basketball Contact: Greg Remington
Office: (505) 925-5520
Cell: (505) 410-4844
Email: gregrem@unm.edu
Fax: (505) 925-5529
Press Row: (505) 925-5988
Website: www.golobos.com



UTAH

Jan. 30; Provo, Utah; 7 p.m. MT (The Mtn.)
Mar. 3; Salt Lake City, Utah; 7 p.m. MT (CBS C)

GENERAL INFO

Location: Salt Lake City, Utah
Founded: 1850
Enrollment: 29,251
Nickname: Runnin' Utes
Colors: Crimson and White
Home Arena: Huntsman Center (15,000)
Conference: Mountain West
Athletic Director: Dr. Chris Hill

BASKETBALL INFO

Head Coach: Jim Boylen
Alma Mater: Maine '87
Best Time to Call: Contact SID
Office Phone: (801) 581-5451
Overall Record (Years): 42-25 (2)
Record at School (Years): Same
Assistant Coaches: Jeff Smith, Barret Peery, Stan Johnson



HEAD COACH
Jim Boylen

2008-09

Overall Record: 24-10
Conference Record/Finish: 12-4/T-1st
Final Rankings/Postseason Finish: NR/NCAA First Round

2009-10

Lettermen Returning/Lost: 7/6
Starters Returning/Lost: 3/2

STARTERS RETURNING

Carlton Brown (G, 6-5, Jr.) 9.3 ppg, 5.2 rpg
Luka Drca (G, 6-5, Sr.) 7.7 ppg, 3.5 apg
Kim Tillie (F, 6-11, Sr.) 3.3 ppg, 4.4 rpg

SERIES HISTORY

Series Record: Utah leads, 125-123
Last Meeting: Feb. 28, 2009
Result: BYU won 63-50 @ BYU

MEDIA RELATIONS

Basketball Contact: Kyle Harris
Office: (801) 581-3771
Cell: (801) 580-4411
Email: kharris@huntsman.utah.edu
Fax: (801) 581-4358
Press Row: (801) 581-6657
Website: www.utahutes.com



2009-10 SCHEDULE

11/14	UC Riverside	1/9	UNLV
11/17	at New Mexico State	1/13	Utah
11/20	Nicholls State	1/16	at Wyoming
11/21	Louisiana Tech	1/20	at Air Force
11/22	Miami (Ohio)	1/23	Colorado State
11/27	at Hawaii	1/27	BYU
12/2	California	1/30	at TCU
12/5	New Mexico State	2/6	San Diego State
12/9	at San Diego	2/9, 10	at UNLV
12/12	Texas A&M	2/13	at Utah
12/16	Northern Arizona	2/16, 17	Wyoming
12/19	Creighton	2/20	Air Force
12/23	at Oral Roberts	2/23	at Colorado State
12/29	Texas Tech	2/27	at BYU
1/1	Dayton	3/3	TCU
1/5	at San Diego State		

2009-10 SCHEDULE

11/13	Idaho	1/13	at New Mexico
11/18	Utah State	1/16	at UNLV
11/21	Southern	1/19	San Diego State
11/24	Seattle	1/23	Air Force
11/27	vs. Illinois	1/27	at Wyoming
11/28	vs. Bradley/Oklahoma St.	1/30	at BYU
12/2	at Weber State	2/3	Colorado State
12/5	Idaho State	2/10	at TCU
12/9	Michigan	2/13	New Mexico
12/12	Oklahoma	2/17	UNLV
12/19	Illinois State	2/20	at San Diego State
12/23	at Pepperdine	2/24	at Air Force
12/29	Texas-San Antonio	2/27	Wyoming
1/2	at LSU	3/3	BYU
1/9	TCU	3/6	Colorado State



TCU

Feb. 2; Provo, Utah; 7 p.m. MT (The Mtn.)
 Mar. 6; Fort Worth, Texas; 5 p.m. MT (The Mtn.)

GENERAL INFO

Location: Fort Worth, Texas
 Founded: 1873
 Enrollment: 8,749
 Nickname: Horned Frogs
 Colors: Purple and White
 Home Arena: Daniel-Meyer Coliseum (7,201)
 Conference: Mountain West
 Athletic Director: Dr. Danny B. Morrison, Jr.

BASKETBALL INFO

Head Coach: Jim Christian
 Alma Mater: Rhode Island '88
 Best Time to Call: Contact SID
 Office Phone: (817) 257-7968
 Overall Record (Years): 152-75 (7)
 Record at School (Years): 14-17 (2)
 Assistant Coaches: Jean Prioleau, Bill Wuczynski, Eric Haut



HEAD COACH
Jim Christian

2008-09

Overall Record: 14-17
 Conference Record/Finish: 5-11/7th
 Final Ranking/Postseason: N/A

2009-10

Lettermen Returning/Lost: 6/4
 Starters Returning/Lost: 3/2

STARTERS RETURNING

Zvonko Buljan (F-C, 6-9, Sr.) 12.3 ppg, 7.8 rpg
 Ronnie Moss (G, 6-2, So.) 10.2 ppg, 2.1 apg
 Edvinas Ruzgas (G, 6-6, Sr.) 10.0 ppg, 3.0 rpg

SERIES HISTORY

Series Record: BYU leads, 13-3
 Last Meeting: Feb. 14, 2009
 Result: BYU won 79-63 @ TCU

MEDIA RELATIONS

Basketball Contact: Joe Monaco
 Office: (817) 257-5378
 Cell: (817) 343-2064
 Email: j.monaco@tcu.edu
 Fax: (817) 257-7964
 Press Row: (817) 257-7337
 Website: www.gofrogs.com



MWC TOURNAMENT INFO

March 10-13; Las Vegas, Nev.; (The Mtn./CBS CS/VERSUS)

2010 GENERAL INFO

Dates: March 10-13
 Location: Las Vegas, Nevada
 Arena: Thomas & Mack Center
 Host: UNLV
 Tickets: 1-800-322-BYU1 or www.byutickets.com
 Championship Website: http://www.themwc.com/champ/10-mwc-bb-tourney.html

2009 INFO

Location: Las Vegas, Nevada
 Arena: Thomas & Mack
 Champion: Utah
 MVP: Luke Nevill, Utah
 BYU Record: 1-1, lost 64-62 to San Diego State in the Semifinals

BYU TOURNAMENT HISTORY

Conference Tournament Record: 24-22
 MWC Tournament Record: 12-9
 MWC Quarterfinals Record: 7-3
 MWC Semifinals Record: 3-3
 MWC Finals Record: 1-3
 Last Finals Appearance: 2008
 Last Tournament Title: 2001
 MVP Honorees: Mekeli Wesley (2001)
 All-Tournament Team Honorees: Terrell Lyday (2000), Mekeli Wesley (2001), Terrell Lyday (2001), Rafael Araujo (2004), Keena Young (2007), Lee Cummard (2007), Trent Plaisted (2007), Lee Cummard (2008), Jimmer Fredette (2009)

2010 SCHEDULE

WEDNESDAY, MARCH 10 – FIRST ROUND
 2 p.m. #8 vs. #9 The Mtn.

THURSDAY, MARCH 11 – QUARTERFINALS
 12:00 p.m. #8/9 Winner vs. #1 The Mtn.
 2:30 p.m. #5 vs. #4 The Mtn.
 6:00 p.m. #7 vs. #2 The Mtn.
 8:30 p.m. #6 vs. #3 The Mtn.


FRIDAY, MARCH 12 – SEMIFINALS
 6:05 p.m. Semifinal Game #1 CBS College Sports
 8:35 p.m. Semifinal Game #2 CBS College Sports

SATURDAY, MARCH 13 – FINALS
 4 p.m. Championship Game VERSUS
 Note: all times are Pacific time



2009-10 SCHEDULE

11/13	Mid-American Christian	1/12	Wyoming
11/16	Cal State Northridge	1/16	at San Diego State
11/17	NIT Season Tip Off	1/20	Texas-Pan American
11/21	at Nebraska	1/23	UNLV
11/23	NIT Season Tip Off	1/27	at Colorado State
11/25	NIT Season Tip Off	1/30	New Mexico
11/28	Louisiana Tech	2/2	at BYU
12/2	at SMU	2/6	at Air Force
12/8	Texas Tech	2/10	Utah
12/12	at Wichita State	2/13	at Wyoming
12/20	St. Gregory's (Okla.)	2/16	San Diego State
12/23	at Houston	2/24	at UNLV
12/30	Northern Colorado	2/27	Colorado State
1/2	Rice	3/3	at New Mexico
1/6	Air Force	3/6	BYU
1/9	at Utah		





SERIES VS. OPPONENTS RESULTS



BYU defeated Weber State 92-62 last season in Ogden for its sixth-consecutive win over the Wildcats. Senior Lee Cummond led the Cougars again, posting 30 points on the night, shooting a career-best 12-of-13 from the field, making 3-of-4 three-pointers and playing 31 minutes.

BRADLEY

Overall Series Record: BYU leads 2-1
 BYU Record in Provo: 1-0
 BYU Record at Bradley: 1-1
 BYU Record at Neutral Sites: N/A
 BYU Record under Dave Rose: 0-0
 BYU Record in Overtime Games: N/A
 Longest BYU Win Streak: 2 (1974-77)
 Longest Bradley Win Streak: 1 (1954)
 Largest BYU Margin of Victory: 13, 100-87 in 1974
 Largest Bradley Margin of Victory: 27, 77-50 in 1954
 Most Points Scored by BYU: 100 in 1974
 Most Points Scored by Bradley: 87 in 1974

Date	Opponent	Score	W/L
1-2-54	at Bradley	50-77	L
12-30-74	Bradley	100-87	W
12-17-77	at Bradley	86-79	W

IDAHO STATE

Overall Series Record: BYU leads 30-6
 BYU Record in Provo: 14-2
 BYU Record in Pocatello: 16-4
 BYU Record at Neutral Sites: N/A
 BYU Record under Dave Rose: 3-0
 BYU Record in Overtime Games: 1-0
 Last Overtime Game: 84-78 win in 2006
 Longest BYU Win Streak: 15 (1944-76)
 Longest Idaho St. Win Streak: 3 (1936-37)
 Largest BYU Margin of Victory: 42, 76-34 in 1931
 Largest Idaho St. Margin of Victory: 10, 45-35 in 1944
 Most Points Scored by BYU: 102 in 1976
 Most Points Scored by Idaho St.: 94 in 1977

Date	Opponent	Score	W/L
2-10-30	at Idaho State	51-33	W
2-9-31	at Idaho State	76-34	W
12-11-36	Idaho State	30-24	W
12-12-36	Idaho State	34-35	L

12-17-37	at Idaho State	30-38	L
12-18-37	at Idaho State	32-40	L
12-23-38	at Idaho State	40-17	W
12-24-38	at Idaho State	34-25	W
12-15-39	Idaho State	42-48	L
12-16-39	Idaho State	59-31	W
12-13-40	at Idaho State	39-27	W
12-14-40	at Idaho State	56-29	W
12-13-41	Idaho State	53-29	W
12-23-41	at Idaho State	45-28	W
12-15-44	at Idaho State	35-45	L
12-16-44	at Idaho State	45-33	W
12-10-45	vs. Idaho State	58-47	W
12-11-45	at Idaho State	54-47	W
12-14-46	Idaho State	50-39	W
11-26-48	at Idaho State	58-43	W
11-27-48	at Idaho State	52-46	W
12-2-49	at Idaho State	67-44	W
12-3-49	at Idaho State	83-56	W
11-28-52	at Idaho State	69-44	W
11-29-52	at Idaho State	65-47	W
12-4-53	Idaho State	70-59	W
12-5-53	Idaho State	63-50	W
3-16-57	vs. No. 16 Idaho State	65-54	W
12-1-73	Idaho State	83-82	W
11-26-76	Idaho State	102-84	W
12-3-77	at Idaho State	87-94	L
12-11-81	Idaho State ^	77-71	W
1-11-03	Idaho State*	77-58	W
11-18-06	Idaho State (OT)	84-78	W
11-14-07	Idaho State	90-69	W
11-29-08	at Idaho State	85-65	W

^ Cougar Classic
 *Cable Car Classic

HAWAII

Overall Series Record: BYU leads 30-13
 BYU Record in Provo: 16-2
 BYU Record at Hawai'i: 10-8
 BYU Record at Neutral Sites: 4-3
 BYU Record Under Dave Rose: 0-0
 BYU Record in Overtime Games: 4-0
 Last Overtime Game:
 BYU won in Provo, 84-80 in 1993
 Longest BYU Win Streak: 10 (1984-88)
 Longest Hawai'i Win Streak: 3 (1989-90)
 Largest BYU Margin of Victory: 31, 97-66 in 1988
 Largest Hawai'i Margin of Victory: 20, 73-53 in 1997
 Most Points Scored by BYU: 107 in 1980
 Most Points Scored by Hawai'i: 94 in 1970

Date	Opponent	Score	W/L
12-30-70	at Hawai'i*	90-94	L
12-30-77	at Hawai'i*	88-78	W
11-24-78	Hawai'i	93-69	W
1-26-80	at Hawai'i	34-33	W
2-28-80	Hawai'i	107-82	W
1-10-81	Hawai'i	91-74	W
2-12-81	at Hawai'i	77-72	W
1-30-82	at Hawai'i	60-62	L
2-25-82	Hawai'i	75-66	W
1-15-83	Hawai'i	86-62	W
2-10-83	at Hawai'i	69-80	L
1-19-84	at Hawai'i	95-77	W
2-14-84	Hawai'i (2OT)	87-85	W
1-14-85	at Hawai'i (OT)	88-78	W
1-10-86	Hawai'i	80-66	W
2-8-86	at Hawai'i	76-66	W
1-17-87	Hawai'i	90-79	W
2-28-87	at Hawai'i	100-80	W
1-7-88	Hawai'i	97-66	W
2-20-88	at Hawai'i	72-70	W

3-10-88	Hawai'i ^	76-74	W
1-14-89	Hawai'i	73-77	L
3-10-89	vs. Hawai'i+	69-72	L
1-4-90	at Hawai'i	71-80	L
2-3-90	Hawai'i	68-65	W
1-5-91	at Hawai'i	65-74	L
2-9-91	Hawai'i	82-74	W
3-8-91	vs. Hawai'i** (OT)	73-71	W
2-8-92	at Hawai'i	83-87	L
2-27-92	Hawai'i	81-64	W
1-23-93	Hawai'i (OT)	84-80	W
2-11-93	at Hawai'i	62-56	W
3-11-93	vs. Hawai'i+	85-71	W
1-22-94	at Hawai'i	66-69	L
2-12-94	Hawai'i	85-79	W
3-12-94	vs. Hawai'i+	66-73	L
1-14-95	Hawai'i	74-67	W
2-16-95	at Hawai'i	70-73	L
1-15-96	at Hawai'i	78-77	W
2-17-96	Hawai'i	89-94	L
12-27-97	at Hawai'i	53-73	L
1-16-99	at Hawai'i	60-59	W
2-11-99	Hawai'i	81-68	W

*Rainbow Classic
 ^ WAC Tournament (Provo)
 +WAC Tournament (SLC)
 **WAC (Laramie)

SOUTHERN - FIRST MEETING

WEBER STATE

Overall Series Record: BYU leads 24-10
 BYU Record in Provo: 17-0
 BYU Record in Ogden: 7-10
 BYU Record at Neutral Sites: 0-0
 BYU Record under Dave Rose: 4-0
 BYU Record in OT Games: 3-2* (1-2 Rd, 2-0 Hm)
 *BYU is 0-1 in 2OT games, lost in Ogden in 1983
 Last Overtime Game: 2006, won at Weber St, 73-69
 Longest BYU Win Streak: 6 (2003-present)
 Longest Weber State Win Streak: 1 (10 times)
 Largest BYU Margin of Victory: 33, 104-71 in 1987
 Largest Weber State Margin of Victory:
 21, 96-75 in 1976
 Most Points Scored by BYU: 104 in 1987
 Most Points Scored by Weber State: 97 in 1996

Date	Opponent	Score	W/L
11-30-73	Weber State	77-76	W
12-6-74	at Weber State	63-76	L
12-20-75	Weber State	89-80	W
11-27-76	at Weber State	75-96	L
1-3-78	Weber State	81-76	W
12-23-80	at Weber State	85-78	W
12-15-81	Weber State	63-55	W
1-6-83	at Weber State (2OT)	81-84	L
1-7-84	Weber State (OT)	86-81	W
12-8-84	at Weber State	79-87	L
12-28-85	Weber State (OT)	88-86	W
12-18-86	at Weber State	84-69	W
12-11-87	Weber State*	104-71	W
12-1-88	at Weber State	78-80	L
11-28-89	Weber State	81-65	W
11-29-90	at Weber State	69-57	W
12-21-91	Weber State	81-68	W
12-8-92	at Weber St. (OT)	77-83	L
12-21-93	Weber State	92-79	W
12-21-94	at Weber State	74-86	L
12-12-95	Weber State	91-86	W
12-4-96	at Weber State	80-97	L
12-12-97	Weber State*	83-70	W

SERIES VS. OPPONENTS RESULTS



11-19-98	at Weber State	80-83	L
12-11-99	Weber State*	66-53	W
12-28-00	at Weber State	84-75	W
12-5-01	Weber State	65-47	W
1-8-03	at Weber State	69-75	L
12-20-03	Weber State	86-65	W
12-23-04	at Weber State	79-61	W
12-17-05	Weber State	80-54	W
12-2-06	at Weber State (OT)	73-69	W
12-5-07	Weber State	72-57	W
12-3-08	at Weber State	92-62	W

*Cougar Classic

UTAH STATE

Overall Series Record: BYU leads 135-90

BYU Record in Provo: 83-32

BYU Record in Logan: 51-58

BYU Record at Neutral Sites: 1-0

BYU Record under Dave Rose: 2-1

BYU Record in OT Games: 2-5* (0-3 Rd, 2-2 Hm)

*BYU is 1-0 in 2OT games, winning in Provo in 1978

Last Overtime Game: 2001, lost at Utah State, 81-90

Longest BYU Win Streak: 15 two times

(1906-12, 1986-93)

Longest Utah State Win Streak: 9 (1981-85)

Largest BYU Margin of Victory: 34, 115-81 in 1966

Largest Utah State Margin of Victory:

36, 55-19 in 1923

Most Points Scored by BYU: 121 in 1987

Most Points Scored by Utah State: 112 in 1987

Date	Opponent	Score	W/L
2-23-06	at Utah State	21-14	W
3-3-06	Utah State	19-11	W
2-16-07	Utah State	44-11	W
3-1-07	at Utah State	23-12	W
1-18-08	at Utah State	29-16	W



Jonathan Tavernari led BYU to a 68-63 victory over Utah State in the Energy Solutions Arena last season. His nine rebounds and 24 points helped BYU defeat the Aggies for the second straight meeting.

2-1-08	Utah State	43-19	W	1-26-35	at Utah State	27-41	L
2-6-09	Utah State	37-11	W	2-8-35	Utah State (OT)	47-48	L
2-26-09	at Utah State	37-13	W	2-9-35	Utah State	40-39	W
1-15-10	at Utah State	40-20	W	2-7-36	Utah State	35-36	L
2-18-10	Utah State	47-31	W	2-8-36	Utah State	33-37	L
2-4-11	at Utah State	29-19	W	2-21-36	at Utah State	39-32	W
2-18-11	Utah State	37-21	W	2-22-36	at Utah State	41-51	L
2-3-12	Utah State	36-17	W	1-15-37	Utah State	31-40	L
2-9-12	at Utah State	37-16	W	1-16-37	Utah State	49-35	W
2-15-13	at Utah State	33-23	W	2-12-37	at Utah State	55-45	W
3-1-13	Utah State	20-29	L	2-13-37	at Utah State	38-47	L
2-21-14	Utah State	41-21	W	1-21-38	at Utah State	53-60	L
3-6-14	at Utah State	28-19	W	2-25-38	Utah State	58-50	W
2-13-15	Utah State	29-21	W	1-7-39	Utah State	46-54	L
2-26-15	at Utah State	31-23	W	3-4-39	at Utah State	38-53	L
2-12-16	Utah State	42-17	W	2-10-40	at Utah State	35-55	L
2-26-16	at Utah State	23-37	L	2-17-40	Utah State	49-43	W
2-17-17	Utah State	43-22	W	1-10-41	Utah State	66-34	W
3-8-17	at Utah State	34-27	W	3-8-41	at Utah State	47-48	L
3-1-19	Utah State	23-26	L	1-10-42	at Utah State	54-24	W
1-31-20	at Utah State	27-55	L	2-21-42	Utah State	57-52	W
1921	at Utah State	43-45	L	1-15-43	at Utah State	38-43	L
1921	Utah State	30-28	W	1-16-43	at Utah State	58-41	W
1922	Utah State	39-22	W	2-19-43	Utah State	44-38	W
1922	at Utah State	34-36	L	2-20-43	Utah State	63-59	W
2-2-23	at Utah State	19-55	L	2-3-45	Utah State	50-41	W
2-3-23	at Utah State	30-36	L	3-7-45	at Utah State	64-37	W
2-23-23	Utah State	22-23	L	1-12-46	at Utah State	47-29	W
2-24-23	Utah State	37-26	W	2-23-46	Utah State	64-48	W
2-8-24	Utah State	36-43	L	2-22-47	Utah State	62-40	W
2-9-24	Utah State	38-21	W	3-4-47	at Utah State	49-52	L
2-22-24	at Utah State	30-27	W	1-31-48	Utah State	66-47	W
2-23-24	at Utah State	32-25	W	2-28-48	Utah State	65-68	L
1-23-25	at Utah State	29-26	W	1-21-49	Utah State	60-51	W
1-24-25	at Utah State	22-42	L	1-22-49	Utah State	64-56	W
2-13-25	Utah State	48-36	W	2-11-49	at Utah State	54-58	L
2-14-25	Utah State	24-23	W	2-12-49	at Utah State	67-54	W
1-29-26	Utah State	31-49	L	1-21-50	Utah State	71-41	W
1-30-26	Utah State	36-32	W	1-23-50	at Utah State	48-47	W
2-26-26	Utah State	52-43	W	2-24-50	at Utah State	60-46	W
2-27-26	Utah State	34-36	L	2-25-50	Utah State	63-35	W
1-21-27	at Utah State	47-50	L	1-12-51	at Utah State	72-59	W
1-22-27	at Utah State	34-62	L	1-13-51	at Utah State	68-72	L
3-4-27	Utah State	38-44	L	2-2-51	Utah State	83-57	W
3-5-27	Utah State	35-42	L	2-3-51	Utah State	51-42	W
2-10-28	Utah State	49-34	W	2-1-52	at Utah State	40-57	L
2-11-28	Utah State	31-39	L	2-15-52	Utah State	69-67	W
2-19-28	at Utah State	41-52	L	1-3-53	at Utah State	72-66	W
2-19-28	at Utah State	42-48	L	1-31-53	Utah State	77-60	W
1-1-29	at Utah State	53-45	W	1-14-54	at Utah State	68-73	L
2-2-29	at Utah State	46-34	W	1-23-54	Utah State	75-63	W
3-1-29	Utah State	49-45	W	1-15-55	Utah State	58-62	L
3-2-29	Utah State	50-52	L	2-17-55	at Utah State	71-76	L
1-17-30	Utah State	37-39	L	1-28-56	at Utah State	56-63	L
1-18-30	Utah State	53-37	W	2-9-56	Utah State	92-62	W
2-14-30	at Utah State	49-36	W	1-18-57	at Utah State	75-76	L
2-15-30	at Utah State	41-55	L	1-25-57	Utah State	93-76	W
1-30-31	at Utah State	59-61	L	1-31-58	at Utah State	67-55	W
1-31-31	at Utah State	45-39	W	2-15-58	Utah State	69-66	W
2-20-31	Utah State	61-51	W	1-30-59	Utah State	77-54	W
2-21-31	Utah State	53-40	W	2-14-59	at Utah State	67-74	L
1-22-32	Utah State (OT)	45-47	L	1-29-60	at No. 9 Utah State	53-84	L
1-23-32	Utah State	40-37	W	2-13-60	No. 7 Utah State	64-75	L
2-26-32	at Utah State	39-32	W	1-27-61	Utah State	75-57	W
2-27-32	at Utah State	63-50	W	2-13-61	at Utah State	73-94	L
1-27-33	at Utah State	33-40	L	1-26-62	at Utah State	69-88	L
1-28-33	at Utah State	59-44	W	2-10-62	Utah State	70-80	L
2-24-33	Utah State	37-30	W	1-5-63	at Utah State	58-69	L
2-25-33	Utah State	48-36	W	1-26-63	Utah State	67-70	L
1-12-34	Utah State	57-34	W	1-25-64	at Utah State	90-105	L
1-13-34	Utah State	42-35	W	1-31-64	Utah State	73-90	L
2-16-34	at Utah State	48-37	W	1-9-65	at Utah State	99-90	W
2-17-34	at Utah State	35-43	L	2-6-65	Utah State	89-80	W
1-25-35	at Utah State	39-38	W	1-22-66	Utah State	115-81	W



SERIES VS. OPPONENTS RESULTS

2-11-66	at Utah State	96-88	W
1-6-67	Utah State	92-66	W
2-4-67	at Utah State	88-113	L
1-6-68	Utah State	104-98	W
2-1-68	at Utah State	118-103	W
1-11-69	at Utah State	84-91	L
1-30-69	Utah State	113-82	W
1-15-70	at Utah State	94-97	L
3-4-70	No. 18 Utah State	73-86	L
12-19-70	No. 15 Utah State	111-83	W
1-23-71	at No. 12 Utah State	70-72	L
3-13-71	at No. 16 Utah State	91-82	W
12-22-71	at Utah State	87-84	W
1-22-72	Utah State	101-82	W
12-16-72	Utah State	88-80	W
1-20-73	at Utah State	79-69	W
12-22-73	Utah State	86-87	L
1-19-74	at Utah State	86-93	L
12-28-74	Utah State	79-83	L
2-1-75	at Utah State	84-92	L
12-17-75	at Utah State	76-87	L
1-10-76	Utah State	73-75	L
12-4-76	at Utah State (OT)	93-95	L
1-8-77	Utah State	85-77	W
12-21-77	at Utah State	89-91	L
1-7-78	Utah State (2OT)	85-84	W
12-6-78	Utah State	99-80	W
1-6-79	at Utah State	68-84	L
12-22-79	at Utah State	89-84	W
2-12-80	Utah State	84-83	W
12-6-80	at Utah State	82-79	W
12-27-80	Utah State	104-89	W
12-8-81	at Utah State	51-43	W
12-26-81	Utah State	74-79	L
11-30-82	Utah State	69-75	L
12-14-82	at Utah State	68-80	L
11-26-83	at Utah State	78-90	L
12-9-83	Utah State*	81-83	L
12-4-84	Utah State	93-97	L
12-11-84	at Utah State (OT)	91-92	L
12-3-85	at Utah State	80-82	L
12-10-85	Utah State	76-88	L
12-3-86	Utah State	100-86	W
12-16-86	at Utah State	97-93	W
12-1-87	at Utah State	96-92	W
12-19-87	Utah State (OT)	121-112	W
12-17-88	Utah State	96-85	W
12-21-88	at Utah State	74-72	W
11-30-89	Utah State	71-65	W
12-12-89	Utah State	69-68	W
11-24-90	Utah State	98-94	W
12-1-90	at Utah State	63-58	W
11-26-91	at Utah State	82-66	W
12-13-91	Utah State*	93-77	W
12-4-92	at Utah State	93-83	W
12-18-92	Utah State	89-65	W
12-14-93	Utah State	78-65	W
12-1-94	at Utah State	59-83	L
12-5-95	Utah State	76-52	W
12-10-96	Utah State	64-61	W
11-29-97	at Utah State	69-72	L
1-2-99	Utah State	61-59	W
1-8-00	at Utah State	82-73	W
12-16-00	Utah State	69-67	W
12-1-01	at Utah State (OT)	81-90	L
12-14-02	Utah State	66-56	W
12-23-03	at Utah State	74-76	L
12-1-04	at Utah State	57-71	L
12-18-04	Utah State	62-84	L
12-22-05	at Utah State	80-91	L
12-16-06	Utah State	75-62	W
12-6-08	vs. Utah State	68-63	W

SAN FRANCISCO

Overall Series Record: San Francisco leads at 5-4
 BYU Record in Provo: 3-0
 BYU Record in San Francisco: 0-4
 BYU Record at Neutral Sites: 1-1
 BYU Record under Dave Rose: 0-0
 BYU Record in Overtime Games: N/A
 Longest BYU Win Streak: 3 (1946-53)
 Longest San Francisco Win Streak: 4 (1968-2000)
 Largest BYU Margin of Victory: 14, 65-51 in 2001-02
 Largest USF Margin of Victory: 23, 86-63 in 1979
 Most Points Scored by BYU: 84 in 1974
 Most Points Scored by San Francisco: 103 in 1974

Date	Opponent	Score	W/L
12-20-46	vs. San Francisco+	45-36	W
12-12-52	San Francisco	53-52	W
12-22-53	San Francisco	68-61	W
12-13-68	at San Francisco*	75-79	L
12-13-74	at San Francisco	84-103	L
3-10-79	vs. No. 19 San Francisco#	63-86	L
11-30-00	at San Francisco	70-80	L
1-2-02	San Francisco	65-51	W
12-23-02	at San Francisco	72-84	L

+ Reno Tournament

*Cable Car Classic

NCAA (Tucson)

ARIZONA STATE

Overall Series Record: BYU leads 26-22
 BYU Record in Provo: 20-4
 BYU Record in Tempe: 5-17
 BYU Record at Neutral Sites: 1-2
 BYU Record under Dave Rose: 0-1
 BYU Record in Overtime Games: 1-1 both in Tempe
 Last Overtime Game: 1977, lost at ASU, 86-84
 Longest BYU Win Streak: 4 (1964-66)
 Longest ASU Win Streak:
 4 two times (1961-1974, 1974-76)
 Largest BYU Margin of Victory: 19, 52-33 in 1946
 Largest ASU Margin of Victory: 40, 94-54 in 1961
 Most Points Scored by BYU: 111 two times in 1965,72
 Most Points Scored by ASU: 110 two times in 1964, 75

Date	Opponent	Score	W/L
12-5-46	vs. Arizona State	55-58	L
12-6-46	vs. Arizona State	52-33	W
12-15-47	Arizona State	46-45	W
12-16-47	Arizona State	48-45	W
12-30-61	at Arizona State	54-94	L
1-11-63	at No. 3 Arizona State	84-89	L
2-16-63	No. 5 Arizona State	87-104	L
2-14-64	at Arizona State	85-110	L
2-28-64	Arizona State	106-90	W
1-16-65	at Arizona State	111-102	W
2-27-65	Arizona State	104-91	W
1-7-66	Arizona State	95-81	W
2-18-66	at Arizona State	94-101	L
1-14-67	at Arizona St. (OT)	78-74	W
3-3-67	Arizona State	110-93	W
1-13-68	Arizona State	94-78	W
3-1-68	at Arizona State	97-99	L
1-25-69	at Arizona State	94-109	L
2-13-69	Arizona State	102-89	W
1-10-70	at Arizona State	88-98	L
2-12-70	Arizona State	97-91	W
1-28-71	at Arizona State	86-87	L
2-27-71	Arizona State	83-74	W
1-7-72	Arizona State	111-102	W
2-12-72	at Arizona State	95-99	L
1-27-73	Arizona State	81-67	W



Charles Abou's basket as time expired would have defeated Arizona State last season, but PAC-10 officials overturned the basket saying the ball hadn't clearly left his hands before the buzzer. The No. 20 Sun Devils escaped with the one-point victory at University of Phoenix Stadium in Glendale, Ariz.

2-23-73	at Arizona State	90-86	W
1-25-74	No. 20 Arizona State	89-71	W
2-23-74	at Arizona State	77-100	L
1-10-75	No. 12 Arizona State	80-110	L
2-15-75	at No. 8 Arizona State	79-99	L
1-17-76	at Arizona State	68-83	L
2-13-76	Arizona State	93-89	W
1-20-77	at Arizona St. (OT)	84-86	L
2-19-77	Arizona State	65-84	L
1-21-78	Arizona State	96-89	W
2-16-78	at Arizona State	75-76	L
12-12-86	Arizona State ^	91-85	W
12-5-89	at Arizona State	65-64	W
12-12-90	Arizona State	74-82	L
12-1-92	Arizona State	108-98	W
11-27-93	at Arizona State	95-106	L
3-17-94	Arizona State (NIT)	74-67	W
12-7-99	Arizona State	78-67	W
12-2-00	at Arizona State	52-80	L
11-24-01	Arizona State	82-70	W
12-4-02	at Arizona State	64-60	W
12-20-08	vs. Arizona State	76-75	W

*Cougar Classic

FRESNO STATE

Overall Series Record: BYU leads 11-5
 BYU Record in Provo: 6-1
 BYU Record at Fresno State: 4-3
 BYU Record at Neutral Sites: 1-1
 BYU Record Under Dave Rose: 0-0
 BYU Record in Overtime Games: N/A
 Longest BYU Win Streak: 7 (1935-94)
 Longest Fresno State Win Streak: 3 (1996-99)
 Largest BYU Margin of Victory: 31, 72-41 in 1935
 Largest Fresno State Margin of Victory:
 12, 95-83 in 1996



Most Points Scored by BYU: 97 in 1996
 Most Points Scored by Fresno State: 95 in 1996

Date	Opponent	Score	W/L
12-30-35	Fresno State	63-54	W
12-31-35	Fresno State	72-41	W
1-4-37	at Fresno State	38-30	W
1-5-37	at Fresno State	45-44	W
1-14-93	at Fresno State	72-57	W
2-18-93	Fresno State	90-74	W
1-13-94	Fresno State	73-65	W
2-19-94	at Fresno State	68-73	L
3-11-94	vs. Fresno State+	87-72	W
3-22-94	at Fresno State#	66-68	L
1-9-95	at Fresno State	69-61	W
2-23-95	Fresno State	81-59	W
1-10-96	Fresno State	97-84	W
2-24-96	at Fresno State	83-95	L
1-23-99	Fresno State	75-79	L
2-18-99	at Fresno State	71-80	L

+WAC Tournament (SLC)
 #NIT Tournament (SLC)

WAGNER - FIRST MEETING

EASTERN WASHINGTON

Overall Series Record: BYU leads 2-0
 BYU Record in Provo: 2-0
 BYU Record at Eastern Washington: N/A
 BYU Record at Neutral Sites: N/A
 BYU Record under Dave Rose: 1-0
 BYU Record in Overtime Games: N/A
 Longest BYU Win Streak: 2 (1989-2005)

Longest Eastern Washington Win Streak: N/A
 Largest BYU Margin of Victory: 31, 97-66 in 2005
 Largest Eastern Washington Margin of Victory: N/A
 Most Points Scored by BYU: 97 in 2005
 Most Points Scored by Eastern Washington: 84 in 1989

Date	Opponent	Score	W/L
11-25-89	Eastern Washington	96-84	W
12-27-05	Eastern Washington	97-66	W

NEVADA

Overall Series Record: BYU leads 11-6
 BYU Record in Provo: 5-1
 BYU Record at Nevada: 2-5
 BYU Record at Neutral Sites: 4-0
 BYU Record Under Dave Rose: 0-0
 BYU Record in Overtime Games: N/A
 Longest BYU Win Streak: 5 (1930-37)
 Longest Nevada Win Streak: 3 (1946-48)
 Largest BYU Margin of Victory: 32, 76-44 in 1942
 Largest Nevada Margin of Victory: 34, 100-66 in 1977
 Most Points Scored by BYU: 96 in 1994
 Most Points Scored by Nevada: 100 in 1977

Date	Opponent	Score	W/L
1-10-30	Nevada-Reno	44-26	W
1-11-30	Nevada-Reno	46-35	W
1-8-37	at Nevada	42-38	W
1-9-37	at Nevada	36-24	W
12-30-37	Nevada	49-45	W
1-7-38	Nevada	42-44	L
1-2-42	vs. Nevada	65-31	W
1-3-42	vs. Nevada	76-44	W
12-21-46	at Nevada+	32-50	L
1-2-48	at Nevada	44-45	L
1-3-48	at Nevada	57-64	L
1-3-49	vs. Nevada*	59-56	W
1-4-49	vs. Nevada*	61-57	W
12-19-75	Nevada-Reno	85-76	W
11-29-77	at Nevada-Reno	66-100	L
12-3-94	Nevada-Reno	96-80	W
11-28-95	at Nevada-Reno	77-79	L

+Reno Tournament
 *Los Angeles Invitational

NEBRASKA

Overall Series Record: BYU leads 3-1
 BYU Record in Provo: 2-0
 BYU Record at Nebraska: 1-0
 BYU Record at Neutral Sites: N/A
 BYU Record Under Dave Rose: 0-0
 BYU Record in Overtime Games: N/A
 Longest BYU Win Streak: 2 (1931)
 Longest Nebraska Win Streak: 1 (1935)
 Largest BYU Margin of Victory: 11, 55-44 in 1931
 Largest Nebraska Margin of Victory: 19, 53-34 in 1935
 Most Points Scored by BYU: 55 in 1931
 Most Points Scored by Nebraska: 53 in 1935

Date	Opponent	Score	W/L
1-5-31	Nebraska	55-44	W
12-17-31	at Nebraska	31-27	W
12-17-35	at nebraska	34-53	L
12-28-35	Nebraska	46-39	w

TULSA

Overall Series Record: BYU leads 8-4
 BYU Record in Provo: 3-3
 BYU Record in Tulsa: 5-1
 BYU Record at Neutral Sites: N/A


BYU Record Under Dave Rose: 2-0
 BYU Record in Overtime Games: N/A
 Longest BYU Win Streak: 5 (1979-91)
 Longest Tulsa Win Streak: 3 (1997-98)
 Largest BYU Margin of Victory: 19, 68-49 in 2005
 Largest Tulsa Margin of Victory:
 16, twice in 1997 and 1998
 Most Points Scored by BYU: 102 in 1991
 Most Points Scored by Tulsa: 86 in 1991

Date	Opponent	Score	W/L
12-7-79	at Tulsa	73-71	W
2-2-87	Tulsa	72-57	W
2-7-90	at Tulsa	66-64	W
12-22-90	Tulsa	62-60	W
12-5-91	at Tulsa	102-86	W
2-20-97	at Tulsa	65-80	L
1-25-97	No. 24 Tulsa	56-72	L
2-7-98	Tulsa	59-65	L
1-5-98	at Tulsa	57-53	W
3-3-98	vs. Tulsa	56-59	L
2-30-05	Tulsa	68-49	W
12-30-08	at Tulsa	74-68	W

ARIZONA

Overall Series Record: Arizona leads 20-17
 BYU Record in Provo: 14-4
 BYU Record at Arizona: 3-15
 BYU Record at Neutral Sites: 0-1
 BYU Record under Dave Rose: 0-0
 BYU Record in Overtime Games: 1-1
 Last Overtime Game: BYU lost to Arizona 74-78 in 1999
 Longest BYU Win Streak: 4 (1971-73)
 Longest Arizona Win Streak: 8 (1973-1977)
 Largest BYU Margin of Victory: 21, 88-67 in 1972
 Largest Arizona Margin of Victory: 28, two times in 1975 and 1978
 Most Points Scored by BYU: 95 in 1971
 Most Points Scored by Arizona: 118, two times in 1974 and 1975

Date	Opponent	Score	W/L
12-1-51	Arizona	68-62	W
12-29-61	at Arizona	58-60	L
1-12-63	at Arizona	80-75	W
2-15-63	Arizona	77-72	W
2-15-64	at Arizona	67-80	L
2-29-64	Arizona	84-71	W
1-15-65	at Arizona	73-75	L
2-26-65	Arizona	92-88	W
1-8-66	Arizona	87-74	W
2-19-66	at Arizona	62-76	L
1-13-67	at Arizona	77-64	W
3-4-67	Arizona	70-58	W
1-12-68	Arizona	72-62	W
3-2-68	at Arizona	85-96	L
1-23-69	at Arizona	70-76	L
2-15-69	Arizona	70-66	W
1-8-70	at Arizona	77-90	L
2-13-70	Arizona	93-78	W
1-30-71	at Arizona	76-81	L
2-26-71	Arizona	95-83	W
1-8-72	Arizona	88-67	W
2-11-72	at Arizona	86-78	W
1-25-73	Arizona	93-79	W
2-24-73	at Arizona	94-100	L
1-26-74	Arizona	91-93	L
2-21-74	at Arizona	90-118	L
1-11-75	No. 10 Arizona	66-83	L
2-14-75	at No. 19 Arizona	81-97	L
1-16-76	at Arizona	78-79	L
2-14-76	Arizona (OT)	79-74	W



UNLV and BYU have quickly emerged as conference rivals over the past several years. Although BYU has won three consecutive conference titles they have struggled defeated UNLV on their home court. UNLV is the only team in the Mountain West Conference that coach Dave Rose does not have a winning record against.



SERIES VS. OPPONENTS RESULTS

1-22-77	at No. 16 Arizona	85-113	L
2-17-77	No. 17 Arizona	62-64	L
1-19-78	Arizona	87-86	W
2-18-78	at Arizona	90-104	L
3-16-91	vs. No. 8 Arizona#	61-76	L
11-28-98	No. 11 Arizona (OT)	74-78	L
12-1-99	at No. 4 Arizona	62-86	L

EASTERN NEW MEXICO - FIRST MEETING

UNLV

Overall Series Record: UNLV leads 16-13
 BYU Record in Provo: 9-4 (9-4 in the Marriott Center)
 BYU Record in Las Vegas:
 4-12 (3-12 in the Thomas & Mack Center)
 BYU Record at Neutral Sites: 0-0
 BYU Record under Dave Rose: 3-7
 BYU Record in Overtime Games: 2-0
 Last Overtime Game: 2005, won in Las Vegas, 82-72
 Longest BYU Win Streak: 3 (2004-2005)
 Longest UNLV Win Streak: 4 (1981-98)
 Largest BYU Margin of Victory: 28, 91-63 in 2001
 Largest UNLV Margin of Victory: 29, 70-41 in 2008
 Most Points Scored by BYU: 92 in 1981
 Most Points Scored by UNLV: 90 in 1981

Date	Opponent	Score	W/L
1-3-81	at UNLV (OT)	92-90	W
2-6-81	UNLV	86-77	W
12-5-81	No. 18 UNLV	63-66	L
2-12-82	at UNLV	50-52	L
1-22-98	at UNLV	63-76	L
2-21-98	UNLV	76-84	L
1-10-00	at UNLV	77-75	W
2-19-00	UNLV	83-82	W
3-11-00	at UNLV*	56-79	L
1-15-01	UNLV	91-63	W
2-10-01	at UNLV	56-68	L
1-15-02	UNLV	60-47	W
2-9-02	at UNLV	70-73	L
1-16-03	UNLV	85-77	W
2-14-03	at UNLV	54-61	L
2-7-04	UNLV	64-61	W
3-6-04	at UNLV	89-88	W
2-5-05	at UNLV (OT)	82-72	W
3-5-05	UNLV	66-76	L
1-11-06	at UNLV	72-82	L
2-11-06	UNLV	75-72	W
1-13-07	at UNLV	75-83	L
2-3-07	No. 25 UNLV	90-63	W
3-10-07	at No. 25 UNLV*	70-78	L
1-15-08	at UNLV	41-70	L
2-16-08	UNLV	74-48	W
3-15-08	at UNLV*	61-76	L
1-21-09	UNLV	70-76	L
2-21-09	at UNLV	74-75	L

*MWC Tournament (Las Vegas)

UTEP

Overall Series Record: 39-25
 BYU Record in Provo: 23-10
 BYU Record in El Paso: 15-14
 BYU Record at Neutral Sites: 1-0
 BYU Record Under Dave Rose: 0-0
 BYU Record in Overtime Games: 5-4
 Last Overtime Game:
 BYU won 3OT in El Paso, 76-75 in 1998
 Longest BYU Win Streak: 7 (1977-80)
 Longest UTEP Win Streak: 3 9three times in 1976-77, 1988-89 and 1997-98)

Largest BYU Margin of Victory: 27, 75-48 in 1971
 Largest UTEP Margin of Victory:
 26, twice in 1975 and 1997
 Most Points Scored by BYU: 95 in 1995
 Most Points Scored by UTEP: 97 in 1985

Date	Opponent	Score	W/L
1-28-67	vs. No. 6 UTEP	76-85	L
1-26-68	vs. UTEP	81-59	W
1-31-70	UTEP	87-72	W
2-26-70	at UTEP	70-81	L
1-9-71	at UTEP	64-66	L
2-11-71	UTEP	75-48	W
2-5-72	UTEP (2OT)	57-53	W
3-3-72	at UTEP	69-73	L
1-12-73	at UTEP	56-55	W
2-15-73	UTEP	48-43	W
1-4-74	at UTEP	62-58	W
2-9-74	UTEP	56-54	W
1-24-75	at UTEP	80-86	L
3-1-75	No. 15 UTEP	65-54	W
1-31-76	UTEP	56-57	L
2-26-76	at UTEP	50-51	L
1-27-77	UTEP	54-62	L
2-26-77	at UTEP	65-63	W
1-28-78	at UTEP (OT)	78-76	W
2-23-78	UTEP	73-64	W
1-11-79	UTEP	80-56	W
2-10-79	at UTEP	77-68	W
1-5-80	at UTEP	70-69	W
1-31-80	UTEP	89-81	W
1-17-81	at UTEP	62-64	L
2-19-81	UTEP	84-75	W
1-2-82	UTEP	67-60	W
3-4-82	at UTEP	45-43	W
1-27-83	UTEP	49-65	L
2-27-83	at UTEP	58-54	W
2-4-84	at No. 7 UTEP	77-86	L
3-1-84	No. 8 UTEP	83-65	W
1-3-85	No. 19 UTEP	62-60	W
2-9-85	at UTEP (3OT)	86-97	L
1-2-86	at UTEP	64-69	L
2-15-86	No. 15 UTEP	72-69	W
1-9-87	at UTEP	73-66	W
2-7-87	UTEP (OT)	91-93	L
1-21-88	at No. 18 UTEP	81-71	W
3-5-88	UTEP (2OT)	80-83	L
3-11-88	UTEP ^	63-66	L
2-7-89	at UTEP	76-91	L
2-16-89	UTEP	84-76	W
1-11-90	UTEP (OT)	69-67	W
2-17-90	at UTEP	63-64	L
1-10-91	UTEP	83-67	W
2-2-91	at UTEP	69-65	W
1-9-92	at UTEP	69-89	L
2-1-92	No. 19 UTEP	80-63	W
3-14-92	vs. UTEP+	73-71	W
1-2-93	UTEP	79-73	W
3-4-93	at UTEP	84-63	W
1-5-94	at UTEP	67-59	W
3-5-94	UTEP	61-62	L
1-26-95	UTEP (OT)	95-89	W
2-2-95	at UTEP (OT)	85-88	L
1-27-96	at UTEP	90-82	W
2-3-96	UTEP	82-71	W
2-1-97	at UTEP	49-75	L
3-1-97	UTEP	76-81	L
1-31-98	UTEP	59-68	L
2-28-98	at UTEP (3OT)	76-75	W
1-28-99	at UTEP	72-87	L
2-27-99	UTEP	85-64	W

^ WAC Tournament (Provo)

+ WAC Tournament (Ft. Collins)

AIR FORCE

Overall Series Record: BYU leads 50-12
 BYU Record in Provo: 25-4 (25-2 in the Marriott Center)
 BYU Record in Colo. Sprgs.: 21-7 (21-7 in Clune Arena)
 BYU Record at Neutral Sites: 4-1
 BYU Record under Dave Rose: 8-1
 BYU Record in Overtime Games: 2-0
 Last Overtime Game: 1989, won at AFA, 89-88
 Longest BYU Win Streak: 15 (1990-96)
 Longest Air Force Win Streak: 3 (2005-06)
 Largest BYU Margin of Victory: 35, 103-68 in 1993
 Largest Air Force Margin of Victory: 31, 70-39 in 2005
 Most Points Scored by BYU: 110 in 1965
 Most Points Scored by Air Force: 93 in 1987

Date	Opponent	Score	W/L
12-18-61	Air Force	66-68	L
12-14-63	Air Force	61-65	L
1-29-65	at Air Force	110-77	W
1-2-81	at Air Force	77-65	W
2-7-81	Air Force	62-51	W
1-21-82	Air Force	54-40	W
2-13-82	at Air Force	49-41	W
1-24-83	at Air Force	73-61	W
2-19-83	Air Force	66-57	W
1-28-84	Air Force	69-49	W
2-27-84	at Air Force	71-67	W
1-17-85	at Air Force	79-72	W
2-2-85	Air Force	66-60	W
3-4-85	Air Force*	79-82	L
1-18-86	at Air Force	65-57	W
1-23-86	Air Force	66-45	W
1-22-87	Air Force	87-69	W
1-30-87	at Air Force	91-93	L
3-5-87	vs. Air Force** (OT)	82-79	W
1-30-88	Air Force	95-75	W
2-25-88	at Air Force	76-62	W
1-19-89	at Air Force (OT)	89-88	W
1-24-89	Air Force	78-79	L
1-18-90	at Air Force	64-56	W
2-24-90	Air Force	67-42	W
1-25-91	Air Force	72-55	W
2-23-91	at Air Force	70-61	W
1-18-92	Air Force	66-45	W
2-13-92	at Air Force	68-60	W
3-12-92	vs. Air Force+	72-51	W
1-16-93	at Air Force	103-68	W
2-20-93	Air Force	98-80	W
1-15-94	Air Force	87-73	W
2-17-94	at Air Force	94-82	W
1-7-95	at Air Force	89-68	W
2-25-95	Air Force	79-72	W
1-8-96	Air Force	68-64	W
2-22-96	at Air Force	80-66	W
1-24-98	at Air Force	61-80	L
2-19-98	Air Force	79-60	W
1-27-00	at Air Force	55-60	L
3-2-00	Air Force	73-52	W
2-1-01	Air Force	62-45	W
3-3-01	at Air Force	51-50	W
3-8-01	vs. Air Force ^	69-54	W
1-21-02	at Air Force	64-74	L
2-18-02	Air Force	67-51	W
2-03-03	Air Force	65-33	W
3-01-03	at Air Force	56-43	W
1-24-04	at Air Force	52-74	L
2-23-04	Air Force	67-61	W
1-22-05	Air Force	49-52	L
2-21-05	at Air Force	39-70	L
1-5-06	at Air Force	59-75	L
2-4-06	Air Force	65-59	W
1-27-07	No. 13 Air Force	61-52	W
2-27-07	at No. 25 Air Force	62-58	W

SERIES VS. OPPONENTS RESULTS



1-30-08	at Air Force	69-53	W
3-1-08	Air Force	76-57	W
2-3-09	at Air Force	71-50	W
3-7-09	Air Force	54-49	W
3-12-09	vs. Air Force ^	80-69	W

^ MWC Tournament (Las Vegas)
 *WAC Tournament (Provo)
 **WAC Tournament
 + WAC Tournament (Fort Collins)

COLORADO STATE

Overall Series Record: BYU leads 86-46
 BYU Record in Provo:
 55-10 (32-6 in the Marriott Center)
 BYU Record in Fort Collins:
 29-33 (21-17 in Moby Arena)
 BYU Record at Neutral Sites: 2-3
 BYU Record under Dave Rose: 8-1
 BYU Record in Overtime Games:
 4-3* (1-1 Hm, 3-1 Rd, 0-1 Neutral)
 *1-0 in 2OT (1971, won 98-92 in Ft. Collins)
 Last Overtime Game: 2003, CSU 86, BYU 80
 at MWC Tournament in Las Vegas
 Longest BYU Win Streak:
 9 (two times 1985-89, 1991-94)
 Longest CSU Win Streak: 7 (1960-70)
 Largest BYU Margin of Victory: 39, 91-52 in 1939
 Largest CSU Margin of Victory: 25, 74-49 in 1958
 Most Points Scored by BYU: 105 in 1972
 Most Points Scored by CSU: 100 in 1996



Jackson Emery's season-high six steals against Air Force in the final game of the regular season helped BYU clinch back-to-back-to-back MWC Championships with a 54-49 win over the Falcons.

Date	Opponent	Score	W/L
1-28-38	Colorado State	50-46	W
2-12-38	at Colorado State	39-45	L
2-10-39	at Colorado State	43-44	L
2-25-39	Colorado State	91-52	W
1-19-40	at Colorado State	32-40	L
2-3-40	Colorado State	62-42	W
2-15-41	at Colorado State	40-36	W
3-1-41	Colorado State	60-33	W
1-24-42	Colorado State	52-27	W
2-27-42	at Colorado State	54-41	W
1-26-46	Colorado State	42-41	W
3-2-46	at Colorado State	40-47	L
1-31-47	Colorado State	69-47	W
2-14-47	at Colorado State	48-51	L
1-24-48	at Colorado State	64-51	W
2-16-48	Colorado State	79-48	W
2-4-49	at Colorado State	66-54	W
2-5-49	at Colorado State	54-62	L
2-25-49	Colorado State	79-49	W
2-26-49	Colorado State	72-52	W
2-3-50	Colorado State	46-42	W
2-4-50	Colorado State	58-45	W
2-11-50	at Colorado State	30-40	L
2-13-50	at Colorado State	46-55	L
12-30-50	vs. Colorado St.*	77-52	W
2-8-51	Colorado State	70-42	W
2-9-51	Colorado State	65-40	W
2-23-51	at Colorado State	50-45	W
2-24-51	at Colorado State	60-51	W
1-19-52	Colorado State	68-47	W
2-29-52	at Colorado State	75-65	W
1-24-53	Colorado State	75-47	W
2-28-53	at Colorado State	57-63	L
2-13-54	at Colorado State	76-77	L
2-27-54	Colorado State	69-71	L
1-21-55	at Colorado State	74-68	W
2-25-55	Colorado State	94-65	W
1-13-56	Colorado State	61-49	W
2-17-56	at Colorado State	59-70	L
1-11-57	at Colorado State	66-61	W
2-15-57	Colorado State	81-66	W

1-17-58	Colorado State	90-80	W
2-22-58	at Colorado State	49-74	L
1-16-59	at Colorado State	62-72	L
2-21-59	Colorado State	88-63	W
1-15-60	Colorado State	51-53	L
2-20-60	at Colorado State	53-65	L
1-13-61	at Colorado State	49-73	L
2-18-61	Colorado State	58-65	L
1-13-62	Colorado State	69-75	L
2-15-62	at Colorado State	65-73	L
2-5-70	at Colorado State	71-94	L
2-21-70	Colorado State	96-84	W
1-15-71	Colorado State	75-73	W
2-20-71	at Colo. St. (2OT)	98-92	W
1-27-72	at Colorado State	75-68	W
2-26-72	Colorado State	105-85	W
1-5-73	Colorado St. (OT)	86-93	L
2-10-73	at Colorado State	78-74	W
1-31-74	at Colorado State	52-69	L
3-2-74	Colorado State	70-69	W
2-7-75	Colorado State	88-75	W
3-8-75	at Colorado State	81-92	L
2-7-76	at Colorado State	84-93	L
3-5-76	Colorado State	81-85	L
1-14-77	Colorado State	41-49	L
2-12-77	at Colorado State	67-78	L
1-14-78	at Colorado State	66-76	L
2-10-78	Colorado State	98-81	W
1-25-79	at Colorado State	98-83	W
2-24-79	Colorado State	66-61	W
1-19-80	Colorado State	104-82	W
2-21-80	Colorado State	66-46	W
1-23-81	Colorado State	66-46	W
2-28-81	at Colorado State	80-69	W
1-7-82	at Colorado State	40-50	L
2-6-82	Colorado State	60-54	W
1-20-83	at Colorado State	77-63	W
2-17-83	Colorado State	69-58	W
1-30-84	Colorado State	73-57	W
2-23-84	at Colorado State	65-70	L
1-19-85	at Colorado State	65-64	W

2-14-85	Colorado State	77-69	W
1-17-86	at Colorado State	68-63	W
2-27-86	Colorado State	86-76	W
1-2-87	Colorado St. (OT)	75-67	W
1-31-87	at Colorado State	51-49	W
2-13-88	Colorado State	86-80	W
2-23-88	at Colorado State	75-67	W
1-21-89	at Colorado State	84-69	W
3-4-89	Colorado State	72-89	L
1-27-90	Colorado State	67-52	W
3-1-90	at Colorado State	57-59	L
1-17-91	at Colorado State	72-55	W
1-31-91	Colorado State	69-52	W
3-7-91	Colorado State	72-51	W
1-11-92	Colorado State	72-51	W
1-25-92	at Colorado St. (OT)	79-74	W
1-28-93	at Colorado State	70-63	W
2-4-93	Colorado State	81-57	W
1-29-94	Colorado State	79-66	W
2-5-94	at Colorado St. (OT)	72-70	W
1-19-95	at Colorado State	72-80	L
2-9-95	Colorado State	76-68	W
3-9-95	vs. Colorado St.**	73-75	L
1-20-96	Colorado State	76-78	L
2-8-96	at Colorado St.	76-81	L
3-7-96	vs. Colorado St. +	84-100	L
1-17-98	Colorado State	44-55	L
2-12-98	at Colorado State	74-83	L
1-22-00	Colorado State	68-47	W
2-24-00	at Colorado State	54-68	L
1-20-01	at Colorado State	55-60	L
2-17-01	Colorado State	68-51	W
2-4-02	Colorado State	57-52	W
3-2-02	at Colorado St. (OT)	75-79	L
2-10-03	at Colorado State	77-68	W
3-8-03	Colorado State	67-55	W
3-14-03	vs. Colo. St. + (OT)	80-86	L
1-17-04	Colorado State	82-53	W
2-16-04	at Colorado State	79-73	W
1-15-05	at Colorado State	67-74	L
2-14-05	Colorado State	50-49	W
1-28-06	at Colorado State	86-84	W
3-1-06	Colorado State	77-69	W
1-20-07	at Colorado State	78-90	L
2-21-07	Colorado State	76-67	W
1-12-08	Colorado State	92-73	W
2-13-08	at Colorado State	79-65	W
3-13-08	vs. Colorado State+	89-62	W
1-6-09	at Colorado State	86-60	W
2-11-09	Colorado State	94-60	W

* Skyline Tournament
 ** WAC Tournament
 + MWC Tournament

WYOMING

Overall Series Record: BYU leads 101-69
 BYU Record in Provo:
 64-14 (32-5 in the Marriott Center)
 BYU Record in Laramie:
 32-53 (14-14 in Arena Auditorium)
 BYU Record at Neutral Sites: 5-2
 BYU Record under Dave Rose: 9-0
 BYU Record in Overtime Games: 1-3* (all in Laramie)
 *0-1 in 2OT games (1981 in Laramie, 84-86)
 Last Overtime Game:
 1981, lost in Laramie, 84-86 (2OT)
 Longest BYU Win Streak: 12 (1972-77)
 Longest Wyoming Win Streak: 9 (1942-46)
 Largest BYU Margin of Victory: 35, 78-43 in 1966
 Largest Wyoming Margin of Victory: 32, 63-31 in 1931
 Most Points Scored by BYU: 102 in 1965
 Most Points Scored by Wyoming: 107 in 1966




SERIES VS. OPPONENTS RESULTS



The Cougars have a six-game winning streak over Colorado State. Last season BYU won by 26 and 34 points in their two meetings. James Anderson (above) scored a season-high 16 points against the Rams in the Marriott Center on Feb. 11, 2009.

Date	Opponent	Score	W/L
12-16-29	Wyoming	47-25	W
12-18-29	Wyoming	51-38	W
12-12-30	at Wyoming	36-37	L
12-13-30	at Wyoming	46-42	W
12-21-31	at Wyoming	47-57	L
12-22-31	at Wyoming	31-61	L
3-3-32	at Wyoming	33-37	L
3-4-32	at Wyoming	28-29	L
3-5-32	at Wyoming	38-22	W
3-9-33	Wyoming	25-35	L
3-10-33	Wyoming	37-33	W
3-11-33	Wyoming	41-39	W
3-8-34	at Wyoming	38-43	L
3-9-34	at Wyoming (OT)	44-47	L
3-10-34	at Wyoming	34-43	L
2-11-38	at Wyoming	47-61	L
2-19-38	Wyoming	38-49	L
1-14-39	at Wyoming	27-35	L
2-18-39	Wyoming	44-46	L
1-27-40	Wyoming	34-29	W
3-2-40	at Wyoming	50-45	W
1-17-41	at Wyoming	45-46	L
2-28-41	Wyoming	49-45	W
1-16-42	Wyoming	53-49	W
1-31-42	at Wyoming	34-45	L
2-25-43	at Wyoming	42-53	L
2-26-43	at Wyoming	43-47	L
2-27-43	at Wyoming	43-66	L
1-19-45	at Wyoming	41-51	L
2-24-45	Wyoming	34-39	L
12-6-45	vs. Wyoming	49-58	L
12-8-45	vs. Wyoming	37-52	L
1-18-46	Wyoming	36-41	L
2-2-46	at Wyoming	57-41	W
1-24-47	Wyoming	44-51	L
2-15-47	at Wyoming	47-70	L
1-26-48	at Wyoming	45-39	W
2-7-48	Wyoming	57-42	W
1-14-49	at Wyoming	48-59	L
1-15-49	at Wyoming	38-58	L

1-24-49	Wyoming	54-42	W	1-23-82	Wyoming	25-27	L
2-21-49	No. 19 Wyoming	50-48	W	1-22-83	at Wyoming	82-64	W
12-9-49	vs. Wyoming	57-54	W	3-12-83	Wyoming	54-41	W
1-13-50	at Wyoming	39-46	L	1-26-84	Wyoming	74-61	W
1-14-50	at Wyoming	27-53	L	1-25-84	at Wyoming	55-56	L
3-3-50	No. 18 Wyoming	55-44	W	1-24-85	Wyoming	78-65	W
3-4-50	No. 18 Wyoming	70-52	W	2-28-85	at Wyoming	66-78	L
1-18-51	at No. 10 Wyoming	61-57	W	2-20-86	at Wyoming	56-66	L
1-19-51	No. 13 Wyoming	64-58	W	3-1-86	Wyoming	62-65	L
1-20-51	No. 13 Wyoming	65-38	W	1-3-87	Wyoming	77-74	W
2-26-51	at Wyoming	49-50	L	2-21-87	at Wyoming	67-63	W
2-16-52	Wyoming	43-48	L	1-15-88	at No. 12 Wyoming	83-67	W
3-1-52	at No. 16 Wyoming	49-55	L	2-11-88	No. 18 Wyoming	78-69	W
1-23-53	Wyoming	71-42	W	2-23-89	at Wyoming	65-72	L
2-27-53	at Wyoming	59-63	L	3-2-89	Wyoming	71-67	W
2-12-54	at Wyoming	47-63	L	1-20-90	at Wyoming	65-60	W
2-26-54	Wyoming	51-42	W	2-22-90	Wyoming	75-64	W
1-22-55	at Wyoming	60-68	L	1-19-91	at Wyoming	80-86	L
2-26-55	Wyoming	75-62	W	1-26-91	Wyoming	72-77	L
1-14-56	Wyoming	74-48	W	1-16-92	Wyoming	68-59	W
2-18-56	at Wyoming	78-67	W	1-23-92	at Wyoming	67-72	L
1-12-57	at Wyoming	82-71	W	1-30-93	at Wyoming	77-64	W
2-16-57	Wyoming	69-47	W	2-6-93	Wyoming	75-62	W
1-18-58	Wyoming	62-50	W	1-27-94	Wyoming	82-66	W
2-21-58	at Wyoming	46-74	L	2-3-94	at Wyoming	65-79	L
1-17-59	at Wyoming	73-71	W	1-21-95	at Wyoming	58-52	W
2-20-59	Wyoming	78-43	W	2-11-95	Wyoming	78-72	W
1-16-60	Wyoming	73-52	W	1-18-96	Wyoming	84-75	W
2-19-60	at Wyoming	75-70	W	2-10-96	at Wyoming	81-71	W
1-14-61	at Wyoming	71-79	L	1-4-97	at Wyoming	61-89	L
2-17-61	Wyoming	89-80	W	2-8-97	Wyoming	60-72	L
1-12-62	Wyoming	73-63	W	1-15-98	Wyoming	60-41	W
2-17-62	at Wyoming	71-87	L	2-14-98	at Wyoming	54-77	L
2-9-63	Wyoming	89-77	W	1-20-00	Wyoming	87-78	W
2-28-63	at Wyoming	80-76	W	2-26-00	at Wyoming	70-85	L
1-11-64	Wyoming	96-91	W	1-22-01	at Wyoming	78-85	L
3-7-64	at Wyoming	96-90	W	2-15-01	Wyoming	79-63	W
2-11-65	at Wyoming	96-94	W	3-9-01	vs. Wyoming [^]	77-66	W
3-5-65	Wyoming	102-87	W	2-2-02	Wyoming	85-70	W
1-15-66	at Wyoming	101-107	L	2-28-02	at Wyoming	60-76	L
2-26-66	Wyoming	98-90	W	2-8-03	at Wyoming	74-66	W
1-20-67	Wyoming	97-75	W	3-6-03	Wyoming	69-50	W
2-25-67	at Wyoming	56-67	L	1-19-04	Wyoming	78-64	W
3-11-67	vs. Wyoming	63-70	L	2-14-04	at Wyoming	67-53	W
1-18-68	at Wyoming	70-81	L	3-11-04	vs. Wyoming [^]	79-74	W
2-17-68	Wyoming	101-77	W	1-17-05	at Wyoming	71-83	L
1-16-69	Wyoming	89-78	W				
3-1-69	at Wyoming	69-79	L				
3-5-69	vs. Wyoming	95-82	W				
2-7-70	at Wyoming	73-98	L				
2-19-70	Wyoming	71-73	L				
1-17-71	Wyoming	82-68	W				
2-19-71	at Wyoming	72-78	L				
1-29-72	at Wyoming	101-74	W				
2-25-72	Wyoming	70-56	W				
1-6-73	Wyoming	62-58	W				
2-9-73	at Wyoming	67-54	W				
2-2-74	at Wyoming (OT)	78-75	W				
2-28-74	Wyoming	74-62	W				
2-8-75	Wyoming	75-73	W				
3-7-75	at Wyoming	67-64	W				
2-6-76	at Wyoming	94-80	W				
3-6-76	Wyoming	82-60	W				
1-15-77	Wyoming	97-64	W				
2-10-77	at Wyoming	82-72	W				
1-12-78	at Wyoming	82-89	L				
2-11-78	Wyoming	76-56	W				
1-27-79	at Wyoming (OT)	69-71	L				
2-22-79	Wyoming	78-73	W				
1-18-80	Wyoming	53-56	L				
2-23-80	at Wyoming	39-30	W				
1-24-81	Wyoming	84-70	W				
2-26-81	at Wyoming (2OT)	84-86	L				
1-9-82	at Wyoming	42-61	L				



BYU holds a nine-game win streak against Wyoming. The Cougars haven't lost to the Cowboys since 2005.

SERIES VS. OPPONENTS RESULTS




2-12-05	Wyoming	58-59	L
1-18-06	Wyoming	80-67	W
2-18-06	at Wyoming	74-68	W
1-16-07	Wyoming	89-81	W
2-6-07	at Wyoming	77-73	W
3-9-07	vs. Wyoming ^	96-84	W
2-2-08	at Wyoming	73-63	W
3-5-08	Wyoming	78-61	W
1-31-09	Wyoming	84-60	W
3-4-09	at Wyoming	78-68	W

^ MWC Tournament

SAN DIEGO STATE

Overall Series Record: BYU leads 44-22
 BYU Record in Provo: 27-3 (27-3 in the Marriott Center)
 BYU Record in San Diego: 16-17 (6-7 in Cox Arena)
 BYU Record at Neutral Sites: 1-2
 BYU Record under Dave Rose: 6-4
 BYU Record in Overtime Games: 3-2 (1-1 Rd, 2-1 Hm)
 Last Overtime Game: 2004, BYU won in Provo, 83-69
 Longest BYU Win Streak: 11 (1990-95)
 Longest SDSU Win Streak: 3 (1941-77)
 Largest BYU Margin of Victory: 40, 106-66 in 1982
 Largest SDSU Margin of Victory: 27, 88-61 in 2006
 Most Points Scored by BYU: 123 in 1980
 Most Points Scored by SDSU: 104 in 1977

Date	Opponent	Score	W/L
12-19-41	at San Diego St.	45-49	L
12-20-41	at San Diego St.	40-42	L
12-23-77	at San Diego St.	88-104	L
2-3-79	San Diego State	88-80	W
3-1-79	at San Diego St.	96-95	W
1-24-80	at San Diego St.	123-91	W
3-1-80	San Diego State	114-81	W
1-8-81	San Diego State	84-73	W



One of the biggest wins for BYU last season was a 69-59 road win against San Diego State. Jimmer Fredette took over the game in the second half to lead the Cougars to a come-from-behind win. It was the Aztecs only conference home loss of the season.

2-14-81	at San Diego St.	72-73	L
1-28-82	at San Diego St.	66-80	L
2-27-82	San Diego State	106-66	W
1-14-83	San Diego State	96-74	W
2-12-83	at San Diego St.	69-67	W
1-20-84	at San Diego St.	75-79	L
2-16-84	San Diego St. (OT)	94-92	W
1-12-85	at San Diego St.	70-89	L
1-31-85	San Diego State	71-77	L
1-11-86	San Diego State	82-70	W
2-6-86	at San Diego St.	81-71	W
1-15-87	San Diego State	94-82	W
2-26-87	at San Diego State	85-68	W
1-9-88	San Diego State	92-65	W
2-18-88	at San Diego St. (OT)	80-82	L
1-12-89	San Diego State	85-81	W
2-9-89	at San Diego St.	74-89	L
1-6-90	at San Diego St.	63-60	W
2-1-90	San Diego State	75-58	W
1-3-91	at San Diego State	73-61	W
2-7-91	San Diego State	75-55	W
1-6-92	at San Diego St.	89-59	W
2-29-92	San Diego State	98-78	W
1-21-93	San Diego State	76-64	W
2-13-93	at San Diego St.	80-73	W
1-20-94	at San Diego St. (OT)	83-82	W
2-10-94	San Diego State	101-87	W
1-12-95	San Diego State	66-57	W
2-18-95	at San Diego St.	52-58	L
1-13-96	at San Diego St.	76-83	L
2-15-96	San Diego State	81-68	W
12-31-96	San Diego St. (OT)	86-89	L
11-14-97	at San Diego St.	73-59	W
1-14-99	at San Diego State	83-76	W
2-13-99	San Diego State	93-76	W
2-3-00	at San Diego State	72-50	W
3-4-00	San Diego State	67-50	W
1-13-01	San Diego State	79-50	W
2-12-01	at San Diego St.	69-66	W
1-12-02	San Diego State	75-64	W
2-11-02	at San Diego St.	73-77	L
3-7-02	v. San Diego St.#	51-62	L
1-2-03	at San Diego St.	80-69	W
2-17-03	San Diego State	66-64	W
1-12-04	at San Diego State	61-65	L
2-9-04	San Diego State (OT)	83-69	W
1-8-05	San Diego State	57-59	L
2-7-05	at San Diego State	58-66	L
1-21-06	at San Diego State	61-88	L
2-22-06	San Diego State	100-90	W
1-6-07	San Diego State	80-58	W
2-24-07	at San Diego State	74-86	L
1-23-08	San Diego State	59-56	W
2-23-08	at San Diego State	65-69	L
3-14-08	vs. San Diego State#	63-54	W
1-24-09	San Diego	77-71	W
2-24-09	at San Diego State	69-59	W
3-13-09	vs. San Diego State#	62-64	L

MWC Tourney in Las Vegas

NEW MEXICO

Overall Series Record: BYU leads 74-51
 BYU Record in Provo: 43-15 (26-12 in the Marriott Center)
 BYU Record in Albuquerque: 27-32 (17-27 in The Pit)
 BYU Record at Neutral Sites: 4-4
 BYU Record under Dave Rose: 7-1
 BYU Record in Overtime Games: 2-3 (2-1 Rd, 0-2 Hm)
 Last Overtime Game: 2008, won in Albuquerque, 70-68
 Longest BYU Win Streak: 22 (1950-62)
 Longest New Mexico Win Streak: 5 (1996-98)
 Largest BYU Margin of Victory:

30, 92-62 two times in 1955 and 1959
 Largest New Mexico Margin of Victory:
 42, 74-32 and 90-48 in 1997
 Most Points Scored by BYU: 100 in 1979
 Most Points Scored by New Mexico: 102 in 1987

Date	Opponent	Score	W/L
12-29-50	vs. New Mexico*	64-56	W
1-26-52	at New Mexico	72-49	W
2-23-52	New Mexico	90-61	W
1-10-53	at New Mexico	73-57	W
3-6-53	New Mexico	61-43	W
1-9-54	New Mexico	76-63	W
3-4-54	at New Mexico	84-79	W
1-6-55	at New Mexico	92-62	W
3-5-55	New Mexico	74-48	W
2-3-56	New Mexico	87-53	W
3-1-56	at New Mexico	75-69	W
2-4-57	at New Mexico	73-60	W
3-1-57	New Mexico	67-41	W
2-7-58	New Mexico	66-53	W
3-8-58	at New Mexico	77-54	W
2-5-59	at New Mexico	85-77	W
3-7-59	New Mexico	92-62	W
2-5-60	New Mexico	95-67	W
3-5-60	at New Mexico	75-69	W
2-2-61	at New Mexico	97-76	W
3-4-61	New Mexico	70-65	W
2-3-62	New Mexico	76-74	W
3-1-62	at New Mexico	70-80	L
2-8-63	New Mexico	76-73	W
3-2-63	at New Mexico	59-84	L
1-10-64	New Mexico	57-59	L
3-5-64	at New Mexico	80-84	L
2-13-65	at New Mexico	70-89	L
3-6-65	New Mexico	70-67	W
1-13-66	at New Mexico	78-81	L
2-25-66	New Mexico	89-60	W
1-21-67	No. 9 New Mexico	89-73	W
2-23-67	at New Mexico	75-97	L
1-20-68	at No. 6 New Mexico	69-84	L
2-16-68	New Mexico	67-76	L
1-18-69	New Mexico	75-65	W
2-27-69	at New Mexico (OT)	77-71	W
1-29-70	New Mexico	77-90	L
2-28-70	at New Mexico	68-82	L
1-8-71	at New Mexico	72-62	W
2-13-71	New Mexico	70-68	W
2-3-72	New Mexico	70-62	W
3-4-72	at New Mexico	61-60	W
1-11-73	at New Mexico	62-69	L
2-17-73	New Mexico	66-76	L
1-5-74	at No. 12 New Mexico	75-84	L
2-7-74	New Mexico	77-96	L
1-25-75	at New Mexico	96-78	W
2-28-75	New Mexico (OT)	72-77	L
1-30-76	New Mexico	81-67	W
2-28-76	at New Mexico	74-79	L
1-29-77	New Mexico	65-73	L
2-25-77	at New Mexico	88-80	W
1-26-78	at No. 10 New Mexico	82-95	L
2-25-78	No. 5 New Mexico	66-71	L
1-13-79	New Mexico	100-83	W
2-9-79	at New Mexico	65-66	L
1-3-80	at New Mexico	75-63	W
2-2-80	New Mexico	89-68	W
1-15-81	at New Mexico	92-87	W
2-21-81	New Mexico	78-72	W
1-4-82	New Mexico	76-58	W
3-6-82	at New Mexico	65-67	L
1-29-83	New Mexico	66-48	W
2-25-83	at New Mexico	70-71	L
2-2-84	at New Mexico	86-73	W
3-3-84	New Mexico	80-73	W



SERIES VS. OPPONENTS RESULTS

3-9-84	vs. New Mexico+	55-64	L
1-5-85	New Mexico	70-76	L
2-7-85	at New Mexico	74-76	L
1-4-86	at New Mexico	57-60	L
2-14-86	New Mexico	74-67	W
3-6-86	vs. New Mexico	68-79	L
1-10-87	at New Mexico	89-102	L
2-5-87	New Mexico	98-73	W
3-6-87	at New Mexico+	86-93	L
1-23-88	at New Mexico	89-82	W
3-3-88	New Mexico	89-82	W
1-5-89	at New Mexico	84-88	L
2-18-89	New Mexico	90-79	W
1-13-90	New Mexico	79-78	W
2-15-90	at New Mexico	51-60	L
1-12-91	New Mexico	72-65	W
2-14-91	at New Mexico	83-76	W
1-30-92	New Mexico	85-65	W
2-22-92	at New Mexico (OT)	84-95	L
1-4-93	New Mexico	70-56	W
3-6-93	at New Mexico	76-79	L
3-12-93	vs. New Mexico+	59-68	L
1-3-94	at New Mexico	68-74	L
3-3-94	New Mexico (OT)	82-84	L
1-28-95	New Mexico	81-63	W
2-4-95	at New Mexico	74-72	W
1-25-96	at New Mexico	77-83	L
2-1-96	New Mexico	81-88	L
2-3-97	at No. 13 New Mexico	32-74	L
2-27-97	No. 11 New Mexico	48-90	L
1-29-98	No. 14 New Mexico	54-72	L
2-26-98	at No. 16 New Mexico	83-62	W
1-30-99	at No. 12 New Mexico	68-78	L
2-25-99	No. 21 New Mexico	64-85	L
1-29-00	at New Mexico	69-78	L
2-17-00	New Mexico	74-78	L
3-9-00	vs. New Mexico ^	55-43	W
2-3-01	New Mexico	65-49	W
3-1-01	at New Mexico	72-67	W
3-10-01	vs. New Mexico ^	69-65	W
1-19-02	at New Mexico	58-73	L
2-16-02	New Mexico	68-62	W
2-1-03	New Mexico	80-64	W
3-3-03	at New Mexico	91-81	W
3-13-03	vs. New Mexico	71-56	W
1-26-04	at New Mexico	63-65	L
2-21-04	New Mexico	88-71	W
1-24-05	New Mexico	68-53	W
2-19-05	at New Mexico	72-91	L
3-10-05	vs. New Mexico ^	71-85	L
2-1-06	at New Mexico	77-71	W
3-4-06	New Mexico	76-68	W
1-24-07	at New Mexico	70-49	W
2-14-07	New Mexico	96-83	W
1-26-08	New Mexico	83-66	W
2-26-08	at New Mexico (OT)	70-69	W
1-17-09	at New Mexico	62-81	L
2-17-09	New Mexico	73-62	W

*Conference Tournament
 +WAC Tournament
 ^ MWC Tournament

UTAH

Overall Series Record: Utah leads 124-122
 BYU Record in Provo: 68-47
 (21-17 in the Marriott Center)
 BYU Record in Salt Lake: 48-72
 (12-29 in the Jon M. Huntsman Center)
 BYU Record at Neutral Sites: 6-5
 BYU Record under Dave Rose: 5-2
 BYU Record in OT Games: 4-7*
 (1-1 Rd, 2-5 Hm, 1-1 Ntrl)
 *1-0 in 2OT, 0-2 in 3OT - all in Provo (83-85)

Last Overtime Game: 1991, won at WAC, 51-49
 Longest BYU Win Streak: 8 (1909-12)
 Longest Utah Win Streak: 12 (1995-2000)
 Largest BYU Margin of Victory: 31 twice (1965, 94)
 Largest Utah Margin of Victory: 36, 85-49 (1997)
 Most Points Scored by BYU: 115 (1966)
 Most Points Scored by Utah: 106 twice (1962, 1963)

Date	Opponent	Score	W/L
1-23-09	Utah	32-9	W
3-5-09	at Utah	40-27	W
2-5-10	at Utah	31-27	W
2-11-10	Utah	31-17	W
1-28-11	Utah	47-27	W
2-25-11	at Utah	33-26	W
2-17-12	at Utah	36-25	W
3-2-12	Utah	32-25	W
2-8-13	Utah	31-49	L
2-22-13	at Utah (OT)	26-29	L
2-14-14	at Utah	23-36	L
2-28-14	Utah	32-24	W
2-20-15	Utah	29-28	W
3-12-15	at Utah	20-38	L
2-4-16	at Utah	26-41	L
3-4-16	Utah	30-38	L
2-10-17	Utah	38-32	W
2-23-17	at Utah	54-33	W
2-9-18	Utah	21-27	L
2-23-18	at Utah	38-28	W
2-7-19	at Utah	22-50	L
3-8-19	Utah	21-31	L
3-4-20	at Utah	30-41	L
1-22-21	Utah	22-16	W
3-5-21	at Utah	16-29	L
2-3-22	at Utah	29-16	W
2-25-22	Utah	32-27	W
1-26-23	Utah	36-29	W
1-27-23	Utah	25-19	W
2-16-23	at Utah	33-35	L
2-17-23	at Utah	18-24	L
1-25-24	at Utah	38-21	W
1-26-24	at Utah	36-26	W
2-15-24	Utah	37-22	W
2-16-24	Utah	34-32	W
2-6-25	Utah	33-35	L
2-7-25	Utah	42-25	W
2-27-25	at Utah	24-36	L
2-28-25	at Utah	41-36	W
1-22-26	at Utah	22-21	W
1-23-26	at Utah	35-31	W
2-12-26	Utah	34-39	L
2-13-26	Utah	37-24	W
1-28-27	Utah	39-42	L
1-29-27	Utah	35-37	L
2-25-27	at Utah	31-34	L
2-26-27	at Utah (OT)	40-34	W
1-27-28	at Utah	37-30	W
1-28-28	at Utah	35-31	W
2-17-28	Utah	25-31	L
2-18-28	Utah	26-31	L
1-18-29	Utah	41-38	W
1-19-29	Utah	49-45	W
2-8-29	at Utah	41-56	L
2-9-29	at Utah	53-37	W
1-31-30	at Utah	49-53	L
2-1-30	at Utah	30-38	L
2-28-30	Utah	56-31	W
3-1-30	Utah	59-42	W
1-23-31	Utah (OT)	51-52	L
1-24-31	Utah	43-45	L
2-27-31	at Utah	39-49	L
2-28-31	at Utah	57-49	W
1-15-32	at Utah	44-36	W
1-16-32	at Utah	39-40	L

2-5-32	Utah	32-35	L
2-6-32	Utah	43-34	W
3-1-32	vs. Utah	35-33	W
1-13-33	Utah	40-27	W
1-14-33	Utah	33-34	L
2-17-33	at Utah	43-42	W
2-18-33	at Utah	36-50	L
3-4-33	vs. Utah	43-26	W
1-26-34	at Utah	41-37	W
1-27-34	at Utah	30-43	L
2-9-34	Utah	45-31	W
2-10-34	Utah	40-28	W
1-11-35	Utah	54-25	W
1-12-35	Utah	56-53	W
2-15-35	at Utah (OT)	46-50	L
2-16-35	at Utah	43-52	L
1-17-36	Utah	42-34	W
1-18-36	Utah	47-42	W
2-14-36	at Utah	35-36	L
2-15-36	at Utah	37-36	W
1-29-37	at Utah	30-45	L
1-30-37	at Utah	40-41	L
2-19-37	Utah	35-43	L
2-20-37	Utah	36-31	W
1-22-38	Utah	41-48	L
3-4-38	at Utah	43-54	L
1-20-39	Utah	40-32	W
3-3-39	at Utah	47-52	L
2-9-40	at Utah	39-45	L
2-23-40	Utah	52-41	W
1-24-41	Utah	27-32	L
3-7-41	at Utah	39-50	L
2-7-42	at Utah	50-42	W
3-7-42	Utah	42-40	W
1-29-43	Utah	41-30	W
1-30-43	Utah	41-29	W
2-12-43	at Utah	44-34	W
2-13-43	at Utah	47-45	W
1-26-45	Utah	46-51	L
3-3-45	at Utah	52-56	L
2-9-46	at Utah	28-46	L
3-9-46	Utah	53-71	L
2-8-47	Utah	54-62	L
3-8-47	at Utah	66-82	L
1-17-48	at Utah	65-63	W
2-21-48	Utah	55-51	W
1-29-49	at No. 10 Utah	56-55	W
1-31-49	No. 10 Utah	65-45	W
2-18-49	at No. 14 Utah	49-58	L
2-19-49	No. 14 Utah	52-54	L
1-28-50	at Utah	71-51	W
1-30-50	Utah	61-51	W
2-17-50	at Utah	42-56	L
2-18-50	Utah	56-46	W
12-27-50	vs. Utah*	49-58	L
2-16-51	at Utah	73-60	W
2-17-51	Utah	49-54	L
3-2-51	at Utah	58-67	L
3-3-51	Utah	69-50	W
2-2-52	Utah	48-51	L
3-8-52	at Utah	50-61	L
2-14-53	Utah	62-50	W
2-21-53	at Utah	73-50	W
2-19-54	at Utah	85-76	W
2-20-54	Utah	64-70	L
2-11-55	No. 5 Utah (OT)	76-74	W
2-12-55	at No. 5 Utah	71-78	L
2-11-56	at Utah	63-82	L
2-24-56	Utah	77-82	L
2-10-57	Utah	81-77	W
2-21-57	at Utah	66-88	L
1-24-58	at Utah	81-67	W
2-27-58	Utah	56-74	L
1-23-59	No. 20 Utah	56-70	L

SERIES VS. OPPONENTS RESULTS



2-26-59	Utah (OT)	74-76	L	3-4-78	at No. 19 Utah	74-81	L	3-4-95	at Utah	79-87	L
1-22-60	at No. 7 Utah	69-76	L	1-20-79	at Utah	90-76	W	1-2-96	at No. 15 Utah	77-83	L
2-25-60	No. 5 Utah	75-87	L	2-17-79	Utah	76-50	W	3-2-96	No. 10 Utah	85-96	L
1-20-61	Utah	91-86	W	1-12-80	Utah	89-72	W	1-11-97	No. 9 Utah	51-61	L
2-23-61	at Utah	80-95	L	2-9-80	at Utah	83-82	W	2-6-97	at No. 5 Utah	49-85	L
1-23-62	at Utah	89-94	L	1-31-81	at No. 9 Utah	56-60	L	1-10-98	No. 3 Utah	61-71	L
2-24-62	Utah	101-106	L	3-7-81	No. 9 Utah	95-76	W	2-5-98	at No. 5 Utah	68-83	L
1-19-63	Utah	71-53	W	1-15-82	Utah	74-51	W	1-9-99	at Utah	54-75	L
2-23-63	at Utah	100-106	L	2-19-82	at Utah	61-68	L	2-6-99	No. 20 Utah	46-71	L
2-8-64	at Utah (OT)	89-91	L	2-5-83	at Utah	72-75	L	3-4-99	vs. No. 8 Utah*	62-81	L
2-22-64	Utah	75-72	W	3-5-83	Utah (30T)	62-64	L	1-15-00	Utah	49-56	L
1-23-65	Utah	98-67	W	1-14-84	Utah (20T)	113-105	W	2-12-00	at No. 21 Utah	62-77	L
2-20-65	at Utah	108-99	W	2-8-84	at Utah	82-79	W	3-10-00	vs. Utah ^	58-54	W
2-5-66	at Utah	94-93	W	1-26-85	at Utah	63-62	W	1-29-01	Utah	69-61	W
3-5-66	Utah	115-100	W	3-2-85	Utah (30T)	85-86	L	2-24-01	at Utah	75-82	L
2-11-67	Utah	64-62	W	1-25-86	Utah	87-69	W	1-28-02	at Utah	66-71	L
2-17-67	at Utah	61-60	W	2-22-86	at Utah	71-74	L	2-23-02	Utah	63-61	W
2-10-68	at Utah	89-91	L	1-24-87	at Utah	80-70	W	1-25-03	Utah	75-79	L
2-24-68	Utah	93-90	W	2-14-87	Utah	58-65	L	2-24-03	at No. 23 Utah	64-71	L
2-8-69	Utah	73-67	W	2-4-88	Utah	82-64	W	1-31-04	at Utah	56-64	L
2-22-69	at Utah	85-98	L	2-27-88	at Utah	60-62	L	3-1-04	Utah	70-57	W
1-3-70	at Utah	76-82	L	2-2-89	at Utah	86-90	L	3-12-04	vs. Utah ^	51-54	L
1-24-70	Utah	81-91	L	1-31-89	Utah	81-74	W	1-31-05	No. 25 Utah	58-72	L
2-6-71	Utah	103-89	W	1-25-90	Utah	65-49	W	2-26-05	at No. 13 Utah	60-69	L
3-6-71	at Utah	98-87	W	2-10-90	at Utah	73-89	L	1-7-06	Utah	72-60	W
1-15-72	at Utah	67-61	W	3-8-90	vs. Utah* (OT)	61-62	L	2-8-06	at Utah	60-79	L
2-19-72	Utah	79-66	W	2-16-91	at No. 14 Utah	74-81	L	3-9-06	vs. Utah ^	70-74	L
2-3-73	Utah	89-73	W	3-2-91	No. 9 Utah (OT)	71-72	L	1-31-07	at Utah	76-66	W
3-3-73	at Utah	71-86	L	3-9-91	vs. No. 8 Utah (OT)	51-49	W	3-3-07	Utah	85-62	W
1-12-74	at Utah	86-104	L	2-20-92	Utah	58-56	W	1-19-08	at Utah	55-52	W
2-16-74	Utah	74-89	L	3-7-92	at Utah	87-73	W	2-20-08	Utah	67-59	W
1-18-75	at Utah	73-91	L	3-13-92	vs. Utah+	75-62	W	1-27-09	at Utah (OT)	88-94	L
2-22-75	Utah	73-79	L	1-9-93	Utah	53-54	L	2-28-09	Utah	63-50	W
1-24-76	Utah	74-76	L	2-27-93	at No. 11 Utah	83-89	L				
2-21-76	at Utah	84-83	W	1-8-94	at Utah	64-62	W				
2-5-77	at Utah	61-81	L	2-26-94	Utah	73-70	W				
3-5-77	No. 20 Utah	54-67	L	3-10-94	vs. Utah+	96-65	W				
2-4-78	Utah	76-89	L	1-3-95	Utah	64-57	W				

*WAC Tournament
^ MWC Tournament

TCU

Overall Series Record: BYU leads 13-3
BYU Record in Provo: 7-1 (5-1 in the Marriott Center)
BYU Record at TCU: 4-1 (4-1 in Daniel-Meyer Coliseum)
BYU Record at Neutral Sites: 2-1
BYU Record Under Dave Rose: 9-0
BYU Record in Overtime Games: 1-0
Last Overtime Game: BYU won in OT in Provo, 89-80 in 2006
Longest BYU Win Streak: 10 (1999-present)
Longest TCU Win Streak: 3 (1985-97)
Largest BYU Margin of Victory: 24, 89-65 in 2007
Largest TCU Margin of Victory: 40, 101-61 in 1997
Most Points Scored by BYU: 90 in 1999
Most Points Scored by TCU: 101 in 1997

Date	Opponent	Score	W/L
12-11-53	TCU	59-48	W
12-12-53	TCU	71-61	W
12-12-60	TCU	74-65	W
12-6-85	vs. TCU*	50-63	L
1-16-97	at TCU	61-101	L
2-13-97	TCU	80-92	L
3-2-99	vs. TCU+	90-74	W
1-25-06	TCU (OT)	89-80	W
2-25-06	at TCU	81-72	W
1-10-07	TCU	89-65	W
2-10-07	at TCU	85-72	W
3-8-07	vs. TCU ^	77-64	W
2-6-08	TCU	83-72	W
3-8-08	at TCU	61-54	W
1-13-09	TCU	73-61	W
2-14-09	at TCU	79-63	W

*Kactus Klassic
+WAC Tournament (Las Vegas)
^ MWC Tournament (Las Vegas)



BYU has won five out of the last six games against Utah including a 13-point win over the Utes in the Marriott Center last season. Above, Lamont Morgan, Jr., Jimmer Fredette, James Anderson and Charles Abouo celebrate BYU's convincing victory over Utah. Fredette led BYU with 25 in the home win.



BYU HOOP HISTORY



WINNING: A BYU BASKETBALL TRADITION


BYU has one of the nation's richest basketball traditions. In fact, 86 of the Cougars' 107 seasons on the hardwoods have been winning campaigns. Since putting its first team on the floor in 1903, BYU has amassed a 1578-994 record to rank No. 17 all-time among NCAA Division I programs in total victories. The Cougars also boast a .614 winning percentage, ranking 39th.

But it's not just the sum of victories that has made BYU one of the nation's top hoop programs. Along the way, BYU has claimed 28 conference championships and received 34 postseason invites, including 24 NCAA Tournament appearances. The Cougars won two NIT titles (1951 and 1966) back when the NIT was considered the premier national tournament. BYU players also boast 108 all-conference and 94 All-America citations along with 44 NBA draft selections.

BYU has won conference championships in four different leagues. The first six came from the Rocky Mountain Conference and continued as BYU won five as a member of the Skyline Conference. During the Cougars' membership in the Western Athletic Conference, BYU teams won 12 conference championships. Tack on five Mountain West Conference titles in the league's first 10 seasons, and BYU has won one-fourth of all possible conference championships.




The Old Ladies Gymnasium



BY Academy Gym



The Smith Fieldhouse: Home Court 1951-71



All-American Devin Durrant was among the nation's leading scorers in 1984, averaging 27.9 points per game. He is third on BYU's all-time scoring list behind Danny Ainge and Mike Smith.

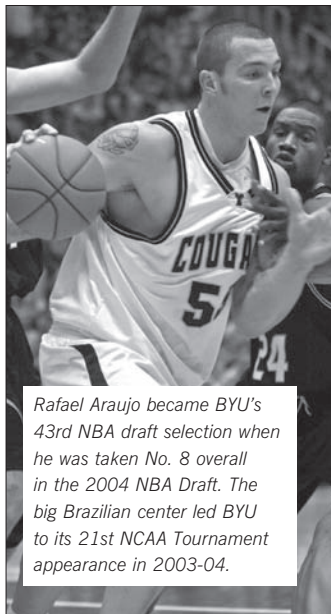
BYU's basketball legacy is filled with many unique achievements. In 1981, the Cougars advanced to the Elite Eight when All-American Danny Ainge made what is still considered one of the NCAA Tournament's most amazing plays. Trailing Notre Dame 50-49 with eight seconds remaining, Ainge took the ball coast-to-coast, dribbling through all five Irish defenders, before lofting the game-winning finger roll just over the reach of Orlando Woolridge. Ainge received the Wooden Award and Eastman Trophy in 1981 as the nation's top player.

ver medals while playing on four Olympic teams and was the longtime coach of the Yugoslavian National Team, mentoring many future NBA players. He ended his playing career as the all-time Croatian scoring leader.

Before Cusic's arrival in Provo, the Cougars already held the distinction of being the first U.S. program to include an international player on its roster in Finland's Timo Lampen in 1958-59. BYU also boasts two of the nation's longest-standing rivalries, having first played Utah State in 1906 and Utah in 1909, with the 248 contests against the Utes being the 10th most games ever played between two teams.

The Cougars have called several places "home" throughout their long history. The first radio broadcast in the intermountain area took place on Feb. 17, 1940, when BYU hosted Utah State in the Old Ladies Gymnasium in Provo. BYU broke a ban on broadcasting college sports due to the clamor from fans that only 500 people could fit into the gym. Arch Madsen called the game on KOVO radio in Provo with station manager David Walker providing analysis. Home games have also been played in Springville, the old BY Academy and even on the University of Utah's home court.

BYU created a new home on campus with the construction of the George Albert




Rafael Araujo became BYU's 43rd NBA draft selection when he was taken No. 8 overall in the 2004 NBA Draft. The big Brazilian center led BYU to its 21st NCAA Tournament appearance in 2003-04.

to this day one of the most intimidating arenas in college basketball.

Since opening the 22,700-seat Marriott Center, the Cougars have been among the nation's annual attendance leaders with 19 top-5 rankings, three times finishing No. 1. BYU has not disappointed its faithful, winning 79 percent of its games in the Marriott Center, including a school record 53-game home victory streak that started in 2005 and ended in 2008.


In recent history, the highest ranking a Cougar team has received in the media



Coach Dave Rose has built BYU basketball into one of the elite programs in the country. Under Rose BYU has earned its first first back-to-back-to-back league titles since 1932, 1933 and 1934.

Cougars to be the only undefeated team in college basketball.

Over the years, 17 coaches have guided the Cougars, 16 with winning records. Current BYU head coach Dave Rose took the helm in 2005-06 after spending eight years as an assistant under former head coach Steve Cleveland. Rose was an instrumental part of helping the Cougars restore their tradition with NCAA appearances in six of the last nine seasons while winning five Mountain West Conference titles. During that time, BYU was also one of just 14 teams to have a player drafted in both the 2003 and 2004 NBA Drafts as Travis Hansen was selected in the second round in 2003



The 22,700-seat Marriott Center is the third-largest on-campus arena in the nation. BYU has won 78 percent of its games in the Marriott Center, including a school-record 54 straight games from 2006-2009, the nation's longest homecourt victory streak at the time.

Legendary coach Stan Watts, who guided BYU to its NIT titles, was inducted into the Naismith Memorial Basketball Hall of Fame in 1986, while All-American center Kresimir Cusic became BYU's second Hall member in 1996. Turning down the opportunity to play in the NBA, Cusic returned home to Yugoslavia to pursue his passion to better-develop basketball in Europe. He earned one gold and two sil-

Smith Fieldhouse. The Smith Fieldhouse was home to the Cougars from 1951-1971, with 20 different all-conference players, including seven All-Americans, starring for BYU during that era. Many capacity crowds crammed inside the Fieldhouse to see Cougar basketball. With BYU's winning tradition, the then 10,000-seat arena grew too small for the increasing interest. In 1971, the Marriott Center was built, giving BYU what is still

polls was the 1987-88 team. At one point the team was 17-0 and climbed as high as No. 2 and No. 3 in the rankings. Had the victory streak not been snapped by a single-game cross-country trip to UAB in Birmingham, the Cougars could have easily found themselves in the No. 1 spot as the top-rated Arizona Wildcats had lost and left the door open for the

and Rafael Araujo was the No. 8 overall pick in 2004. In his four years guiding the Cougars, Dave Rose has led BYU to its first back-to-back-back national rankings since 1980, 1981 and 1982 and first back-to-back-to-back league titles since 1932, 1933 and 1934.




1951 NIT CHAMPIONS

**BYU 62, Dayton 43
March 17, 1951**

In 1951, the Cougars defeated Dayton in the championship game of the National Invitational Tournament. After the win, BYU accepted an invitation to the NCAA Tournament, which at the time was not yet recognized as the decisive tournament for the country's best team.

As the nation's champions, the



Cougars finished 28-9 with the most wins in BYU basketball history. Not only is it impressive that BYU won the national title and so

many games, but it is even more amazing that they did so without a home court. With the Smith Fieldhouse under construction, BYU split its "home games" between Springville High's gymnasium and the University of Utah. Head coach Stan Watts guided the Cougars to the national title in only his second year at the helm. Watts had the help of Mel Hutchins, who became the first Cougar to be named a first-team All-American and went on to win Rookie of the Year in the NBA in the 1952-53 season.

**BYU 68, San Francisco 61
December 22, 1953**

Stan Watts continued to bring glory to the BYU basketball program in 1953 by bringing prominent basketball programs to play in Provo. At the beginning of the first full season in the Smith Fieldhouse, the highly touted San Francisco program came to face the Cougars in Provo. The game would make memories for any fans present, as two San Francisco players, Bill Russell and K.C. Jones, went on to be stars in the NBA. San Francisco was the first of the big basketball schools to make the trip to Provo, with Michigan and UCLA playing

the Cougars in the Smith Fieldhouse in the season to follow.

**BYU 97, NYU 84
March 19, 1966**

For the second year in a row, the Cougars finished as a 20-game winner with their final game against NYU in the championship game of the National Invitational Tournament. Playing in a packed Madison Square Garden, the No. 1-ranked Cougars outplayed NYU, leading 48-43 at halftime and never looking back. With star Dick Nemelka on the bench with four fouls, the Cougars turned to junior

center Craig Raymond and junior forward Gary Hill. Hill and Raymond, non-starters going into the tournament, led the high-scoring Cougar offense with 21 points each. Steve Kramer added 20 points to make the third Cougar with 20 or more points and the fifth Cougar to score in double digits. The win over the Violets marked the second NIT championship for both BYU and head coach Stan Watts. The season was the highest scoring in Cougar history. BYU averaged 95.5 points per game while hitting 50 percent of its shots. In the NIT final the

Cougars shot 59 percent while handling NYU. Former coach of the Boston Celtics, Red Auerbach, commented on BYU

at the championship, saying, "BYU simply overpowered them. They (the Cougars) outplayed them all over the court."

**BYU 89, Georgia 82 (2 OT)
December 29, 1969**

In the middle of a forgettable 8-18 season, the Cougars took a memorable thriller from the Georgia Bulldogs in the Quaker City Tournament. Playing in Philadelphia, the Cougars found themselves down 38-25 at the half, but senior center Paul Ruffner led the Cougars' charge back in the second half. The All-WAC Honorable Mention performer finished the game with 37 points and 18 rebounds as the Cougars took two overtimes to complete their comeback. Georgia trailed near the end of regulation and the end of the first overtime but managed to tie the game up both times. BYU was finally able to pull away in the second overtime, outscoring the Bulldogs 11-4. Doug Howard finished with 24 points, starting him on his way to his selection as a second-team All-WAC member. The game marked the second time the Cougars had gone to double overtime that season. Earlier in the season, BYU lost a heart-breaker to Texas 76-73.

**BYU 78, Kansas State 72
December 3, 1971**

There is a first for everything, and the Cougars found a lot of firsts in this, the first game in the Marriott Activities Center. The arena itself was the first of its kind, the largest arena on any campus in the country.


With the new arena, Stan Watts and his Cougars hosted the first major basketball tournament for BYU in the first BYU Classic. Nearly every statistic became a record for the Marriott Center that night, but not a single one of them stands today. BYU forward Kresimir Cosic was the highlight reel, scoring 30 points and pulling down 18 rebounds. Cosic's accuracy was impressive, hitting 8-of-11 from the field and 14-of-16 from the free-throw line.

**BYU 108, La Salle 106 (3 OT)
December 15, 1979**


With nine lead changes in a close game, BYU and LaSalle kept fans in the seats awaiting the outcome of a nail-biter. LaSalle's Michael Brooks set Marriott Center records, which still stand today, scoring 51 points and shooting 24-of-36 from the field. Despite Brooks' efforts, the third time truly was a charm for the Cougars. Tied at 98-98 after the end of the second overtime, things looked bleak for the Cougars with Danny Ainge out of the game with fouls. But in the third overtime the career of true freshman Steve Trumbo was born. At 6-foot-7, 230 pounds, the 18-year-old from Santa Clara, Calif., met the challenge. Trumbo tipped-in a bucket to give BYU a quick lead followed by a Devin Durrant lay-up as the Cougars went up by four. Trumbo went on to score four more points for the Cougars, finishing with six of the 10 points in the final overtime. While the Cougars didn't have a player that scored big like Brooks, BYU won with a team effort as six Cougars finished in double figures.

**BYU 95, Utah 76
March 7, 1981**

After spotting Utah 10 points to start the game and trailing throughout the first half, BYU turned up the defensive pressure in the second half and spoiled the Utes' hopes of claiming an outright conference title with a 95-76 victory in Provo. The Cougars held the Utes to just 29 percent shooting from the field in the



1966 NIT CHAMPIONS



DANNY AINGE
1981 PLAYER OF THE YEAR



In 1981, after cruising past Princeton and 10th-ranked UCLA in the NCAA Tournament, Danny Ainge's last second heroics against Notre Dame lifted BYU into the "Elite Eight." With eight seconds left in the game and the Irish up by one point, Ainge took the ball and deftly dribbled the length of the court and softly laid the ball over the outstretched fingertips of Notre Dame center Orlando Woolridge. Before the stunned Irish players could inbound the ball, time had expired. Ainge's skillful drive was recently featured by ESPN and Sports Illustrated as one of the plays of the decade. (photos by Doug Martin)

second half to win and solidify their place in the NCAA Tournament. Danny Ainge led the Cougars in the last home game of his BYU career, scoring 35 points on 14-of-25 shooting from the field and 7-of-7 from the free-throw line. Utah All-American Danny Vranes was held to only 12 points (4-for-12 from the field, 4-for-5 on the line) and was 3-of-9 in the second half. The win avenged an earlier 56-60 loss to the Utes on their home court at the Special Events Center. Fred Roberts gave the Cougars the lead for good with a jumper from the free-throw line at the 14:45 mark in the second half, giving BYU a 55-53 lead. The Cougars outscored the Runnin' Utes 40-23 from that point on, moving Utah into a tie with Wyoming for the WAC championship. BYU had the house packed for the game, setting a Marriott Center attendance record with 23,106.

BYU 51, Notre Dame 50 **NCAA East Regional Semifinal** **March 19, 1981**

With eight seconds left and down by one to Notre Dame, BYU faced elimination in the NCAA East Regional Semifinal. But Danny Ainge refused to allow his senior season to end without a fight. Ainge drove the length of the court, dribbling between defenders, and lofted a layup over the outstretched arms of Notre Dame center Orlando Woolridge with only two seconds remaining. His shot gave the Cougars a dramatic one-point victory. Ainge finished the game with only 12 points in the low-scoring affair, but none bigger than the final two. Down by as many as 14 points in the second half, the Cougars led only twice during the game. The win moved the Cougars on to the Elite Eight, where BYU lost to Ralph Sampson and Virginia 74-60. BYU finished the season ranked No. 16 in the country, and Ainge garnered Eastman and Wooden Award honors.

BYU 80, Notre Dame 76 (OT) **January 13, 1986**

National powerhouse Notre Dame and coach Digger Phelps came to Provo and faced a stiff challenge from Jeff Chatman and the BYU Cougars. Chatman nailed a jumper with 1:20 left in regulation to give the Cougars a 63-61 lead. But Notre Dame's Tim Kempton scored with 33 seconds left to tie the score again. Alan Pollard had a chance to win the game but missed the front end of a 1-and-1 free throw. In overtime, Tom Gneiting scored seven points, including an old-fashioned three-point play, to give BYU a 73-69 advantage with 1:33 left. BYU played outstanding defense and made its free throws down the stretch to pull out the 80-76 victory. Notre Dame's All-American guard David Rivers led all scorers with 28 points, but it wasn't enough to stop the Cougars who had four players in double-figure scoring. Chatman led BYU with 21 points on 7-of-10 shooting. Gneiting had 14 rebounds to go with his 18 points, while Dixie College transfer Averian Parrish chipped in 12 points and four rebounds. Bob Capener, playing all 45 minutes, had 14 points.


BYU 93, Pitt 73 **December 23,** **1986**

In a year when the Cougars would find themselves ranked as high as No. 2 in the country, this blowout win vaulted BYU into the national spotlight. Pittsburgh was ranked in the top 20 and had one of the nation's top players in 6-foot-10 All-American Charles Smith. It was another Smith, BYU's Michael Smith, who stole the show, scoring 17 points in the first half and finishing the game with 34 points and 13 rebounds. BYU

head coach Ladell Andersen said, "In all my years of coaching – college and professional – I've never been associated with a team that had that kind of first half of play. It was the best half for a team I've coached." BYU held Pitt to 20 percent shooting and caused 22 turnovers. Jeff Chatman had 12 points, and Bobby Capener had 18 points on 4 -of-7 three-point shooting.

BYU 121, Utah State 112 (OT) **December 19, 1987**

BYU almost gave Utah State an early Christmas present by blowing an 18-point second-half lead, but pulled off the dramatic win in overtime. BYU found itself ahead 61-45 at the half of the high-scoring contest, but couldn't put Utah State away. The Aggies climbed all the way back and might have won the game were it not for poor




MICHAEL SMITH,
BYU VS. PITT



free-throw shooting. Second-team All-American Michael Smith led the Cougars with 39 points, and Jeff Chatman chipped in 29. Smith sent the game to overtime by knocking down two free throws with only seven seconds left in the game. Poor free-throw shooting doomed the Aggies in overtime, when Utah State managed to hit only 5-of-13 from the charity stripe. BYU head coach Ladell Andersen praised both teams after the game. "I'm proud of both ball clubs," he said. "It is a game neither club should have lost. It is nice to get a win out of this."

BYU 61, Virginia 48 March 14, 1991

Highlighted by freshman Shawn Bradley setting an NCAA Tournament record with 10 blocked shots, the Cougars roared back in the second half to down Virginia 61-48 in the first round of the 1991 NCAA Tournament at the Huntsman Center in Salt Lake City. Bradley finished with eight points and five rebounds while becoming the first player to reject double-digit shots in an NCAA Tournament game. BYU trailed 22-19 at the half but then put 42 points on the scoreboard in the final 20 minutes to cruise to the win. Reserve center Gary Trost was the catalyst, scoring all of his team-best 13 points and grabbing eight of his game-high 11 rebounds after the break. Guard Scott Moon also found his offense in the second half, scoring 10 points after missing his only attempt in the first half. Forward Steve Schreiner added 12 points, and Nate Call a game-high five assists for Roger Reid's team. Future NBA players John Crotty and Bryant Stith led the Cavaliers with 20 and 13 points, respectively. The Cougars shot 60 percent in the sec-



**JEFF CHATMAN,
BYU VS. NOTRE DAME**

ond half to finish at 51.4 percent for the game, while Bradley's defensive presence helped hold Virginia to a mere 27.7 percent shooting on the night. While Bradley kept the Cavaliers from being effective in the paint, they didn't fare much better outside the arc, going 1-for-15 on three-point shots, including 0-for-11 in the second half. "We were getting some good shots but we were rushing them," Virginia coach Jeff Jones said. "Then I thought Bradley just basically took everything away. Anytime we scored inside was a major accomplishment."

BYU 73, UTEP 71 March 14, 1992

BYU upset UTEP 73-71 in the WAC Championship game with a 54-foot prayer by Kevin Nixon as time expired in Fort Collins, Colo. The win advanced the Cougars to the NCAA Tournament with an automatic bid, where they were defeated by Shaquille O'Neal's LSU Tigers. The Cougars were down by 11 at the half, but fought hard in the second half to rally from as many as 14 points. Jared Miller and Gary Trost led the way for the Cougars scoring 17 points a piece. Mark Helsing scored 12 for the Cougars. Nixon, a starter, played only 11 minutes in the game due to sluggishness, but came in for the final 2.4 seconds with a hope to get a good look at the basket. The play was designed to draw a foul on a screen, but no call was made on the collision between the BYU and UTEP players. BYU had no choice but to throw the ball in to Nixon. "It felt good when it left my hands," said Nixon. "I thought it had a chance." The shot was replayed over and over again in the months to come on highlight tapes nationally. ESPN nominated the play to receive an ESPY award for college basketball's Play of the Year. Most BYU fans will remember the shot as one of the greatest in BYU history next to Danny Ainge's miracle drive against Notre Dame in the 1981 NCAA Tournament to send the Cougars to the Elite Eight.

BYU 73, Memphis 67 (OT) December 22, 1992

After defeating Oklahoma 76-75 in the first round of the Maui Invitational, the Cougars took on Penny Hardaway and the Memphis Tigers. Hardaway would score 37 points, but it wasn't enough to stop four Cougars in double figures as BYU pulled out an exciting overtime victory. BYU led 33-28 at the half before Hardaway turned it on helping the Tigers shoot 60 percent in the second half. Kevin Nixon, who scored 14 points on the night, hit a three-pointer to tie the game at 63-63 with 1:09 to play. Both Hardaway and BYU's Nick Sanderson had tries to win the game before overtime. In OT Memphis went up 67-63 with 2:57 left to play. Sanderson cut the lead to 67-66 with a huge three-pointer. After a Hardaway turnover, Nixon nailed another three-pointer with 56 seconds left to go ahead 69-67. Sanderson made a quick steal with 25 seconds to play and took it the length of the court for an easy layin. After a failed Memphis three-point attempt, Russell Larson ended the game with a big dunk to finish off the Tigers 73-67. BYU went on the finals of the Maui Invitational losing to Duke 89-66. Sanderson had 15 points and four three-pointers, Larson had 11 points and eight rebounds and

Gary Trost led the Cougars with 16 points and eight rebounds. BYU outrebounded Memphis 42-30.

BYU 80, Louisville 62 November 25, 1994

BYU advanced to the finals of the Great Alaskan Shootout after holding Louisville to 24 points in the second half and defeating Denny Crum's Cardinals 75-60. After trailing Louisville 36-32 at halftime, BYU cranked up the defense and jumped to an early second-half 42-39 lead. Behind the clutch shooting of Robbie Reid and Russell Larson, who scored 17 and 14, respectively, the Cougars pulled off the come-from-behind victory. The Cougars owned the glass with 47 rebounds to Louisville's 33, and held the Cardinals to 25 percent shooting in the second half. Randy Reid scored 11 points, and sophomore Ken Roberts had 10 points and eight rebounds. First-team All-WAC forward Larson had a game-high 10 rebounds.

BYU 83, No. 16 New Mexico 62 February 26, 1998

BYU upset No. 16 New Mexico in The Pit 83-62 putting a halt to the nation's second-longest home winning streak, ending the streak at 41 games with a 21-point blow out. The Pit is well-known throughout the country as one of the most intimidating places to play. The win put hope into Steve Cleveland's first year as a coach to hopefully play in the WAC Tournament. BYU was only 2-10 in the WAC going into the game while the Lobos were 11-1 in conference play. Nobody was expecting a team that had only won one game the season before to



**RUSSELL LARSON,
BYU VS. LOUISVILLE**



beat the mighty Lobos, especially in the Pit. The Cougars came out confident in the first half making 68 percent from the field and 7-for-10 from three-point land, to give them a 46-28 lead going into the half. Senior Justin Weidauer played the best game of his career, going 9-for-10 from the field and 4-for-5 from three point range, to finish with 22 points. Freshman Mekeli Wesley shot 7-of-13 from the field to finish with 19 points. Junior Danny Bower shot 5-of-10 from beyond the arc to finish with 17 points.

BYU 76, UTEP 75 (30T) **February 28, 1998**

After upsetting New Mexico in The Pit, BYU kept up its late season heroics with a road victory over UTEP in triple overtime. BYU clinched a spot in the postseason Western Athletic Conference Tournament by defeating UTEP 76-75. With eight seconds left in triple overtime, Lance Archibald hit a three to tie the game at 75-75. Then with no time left on the clock, freshman Mekeli Wesley hit a free throw to give the Cougars the one-point victory. BYU trailed UTEP by 10 points at the half but came back behind the strong play of Wesley, who scored 31 points and broke a BYU record by hitting 16-of-18 free-throw attempts, including the tiebreaker at the end of the game. Wesley's performance helped earn him a spot on the WAC All-Mountain Division Newcomer Team that year. Senior Justin Weidauer chipped in 14 points to help out the Cougars.

Arizona 78, BYU 74 **Nov. 28, 1998**

The Arizona Wildcats came into Provo undefeated and ranked No. 11 in the nation but nearly lost to the Cougars, coming out with a narrow 78-74 overtime victory. Freshman Mark Bigelow helped keep BYU close with a record nine steals to lead the Cougars, who had 15 steals on the night. Bigelow also paced the Cougar offense, scoring 24 points on 6-of-16 shooting from the field and 11-for-11 from the line. With 3:36 left to go in regulation, A.J. Bramlett scored for Arizona to give the Wildcats a 64-55 lead, their biggest of the game. But the Cougars were in no mood to give the game away and ran off 12 consecutive points to take a 67-64 lead with 1:23 left in the game. A three-point field goal by Jason Terry knotted the game at 67, which is how regulation would end. BYU kept the game close in overtime but a late push from Arizona allowed the Wildcats to steal the victory from the Cougar claws. The low-light of the game came in the second half when Arizona forward Eugene Edgeron delivered a vicious elbow to the face of BYU center Bret Jepsen, who was forced to leave the game with a concussion.

BYU 60, Hawaii 59 **Jan. 16, 1999**

A three-point bucket by Mekeli Wesley with just three seconds left gave the Cougars back-to-back road wins and a 60-59 victory over Hawaii. Wesley's shot capped off a 19-3 BYU run to finish the game and gave BYU its first lead since the 9:21 mark of the first half. Wesley was the second-leading scorer on the night with 18, behind teammate Silester Rivers, who finished with 20

BYU VS. NEW MEXICO (IN THE PIT)



points and nine rebounds. The win moved the Cougars to 7-8 on the season and 2-1 in WAC play. BYU fell behind on just 7-of-23 shooting (2-of-10 three-point) in the first half but rebounded to go 11-for-23 from the field (3-of-6 three-point) in the second half for the victory. The Cougar defense also turned up the heat on Hawai'i, holding the Warrior offense to just 37.5 percent shooting in the second half.

BYU 77, UNLV 75 **January 10, 2000**

The Cougars upset MWC-favorite UNLV with a 77-75 win at the Thomas and Mack Center in Las Vegas to open league play. BYU's Terrell Lyday showed his stardom, leading the Cougars with 30 points. Lyday hit 10-of-17 from the field, including 5-of-10 on three-point shots. Lyday also led BYU in rebounds, pulling down 11 in his double-double effort. With 10 rebounds on the defensive glass and six steals, Lyday proved to be a winning force on both ends of the floor. As a team, the Cougars shot 48 percent to UNLV's 39 percent and hit 10-of-19 three pointers. Despite UNLV's comeback to take the lead late in the game and more than 12,500 fans cheering the Rebels on, BYU kept its composure. The Cougars got a boost from good free-throw shooting and a Todd Christensen three-pointer with three minutes left in the game.

BYU 58, Utah 54 **March 10, 2000**

Perhaps a benchmark for head coach Steve Cleveland and BYU basketball fans at large, the Cougars revitalized the BYU/Utah rivalry, winning 58-54 at the Mountain West Conference Tournament in Las Vegas. "That wasn't for me," Cleveland said. "There's a lot of people in Provo, Utah, that have really struggled with not having it [the rivalry] be competitive. If anything this says this is going to be competitive." BYU ended a 12-game losing streak to the Utes, winning for the first time against Utah since 1995. The victory improved BYU's record to 20-9 (eventually 22-11), the first time the Cougars recorded a 20-win season since 1995. With 40 percent shooting on the night and 59 percent from the free-throw line, it is no surprise it was the Cougars' defense that won the game. BYU held Utah to a dismal 30 percent shooting from the floor. With BYU star Mekeli Wesley struggling and hampered with foul trouble, BYU sophomore Eric Nielsen kept the Cougars in the game. Averaging just 5.8 points and 3.8 rebounds per game going into the semifinal game, Nielsen shocked the Utes with a career-high 17 points and nine rebounds. Poor Cougar free-throw shooting kept the game close but Utah wasn't able to capitalize. Down 57-54, Utah's Hano Mottola had a chance to tie the game with 14.6 seconds left, but his three-point attempt drew nothing but air. The Utes had one more chance to tie the game, but Phil Cullen sent an inbound pass sailing over the heads of his teammates and out of bounds on the opposite baseline. While the Cougars lost to UNLV in the MWC Championship game, BYU secured an NIT bid and advanced to the quarterfinals of the tournament to finish the season.

BYU 69, Utah State 67 **December 16, 2000**



MARK BIGELOW BYU VS. ARIZONA




In demonstrating the Cougars' season dominance over Utah teams, BYU defeated Utah State 69-67 in the Marriott Center. The game featured the debut of University of Utah transfer Trent Whiting who had a game-high 22 points to lead his new team in scoring. "I guess if anybody questioned why I started (Whiting) tonight, you probably know now," said BYU coach Steve Cleveland. "He has been the best player in practice for four months. He is a competitor and he adds a nice dimension to this ball club; something we haven't had." After a quick start and an early 12-point BYU lead, Utah State battled back to take a late first-half lead with 36 seconds left before halftime. Whiting proved his worth hitting an NBA-range three-pointer at the buzzer to give the team a 41-40 lead at the break. The Aggies came out strong in the second half, taking a 42-41 lead and maintaining the lead until late in the game. After BYU's Terrell Lyday hit a three-pointer to bring the Cougars within two, Whiting picked the pocket of USU's Bernard Rock and headed down the court to finish the fast break with a layup, tying the game 63-63. The two teams exchanged buckets, but it was BYU's Mekeli Wesley who made two free throws with eight seconds left to give the Cougars the two-point victory.

BYU 77, Wyoming 66 March 9, 2001

In the semifinal game of the Mountain West Conference Tournament in Las Vegas, the Cougars downed a tenacious Wyoming team 77-66 in the Thomas and Mack Center. Advancing to the MWC Championship game wasn't easy despite an early 20-10 lead for BYU. Both teams finished the regular season as conference co-champions along with Utah, and both teams played each other as champions, coming up with big plays from clutch players. While it was a total team effort, MWC Player of the Year Mekeli Wesley and All-MWC guard Terrell Lyday carried the Cougars on their backs, scoring all but four of BYU's 34 second-half points. "Terrell and Mekeli played huge for us tonight," BYU head coach Steve Cleveland said. "We played a great game tonight, and we don't win it unless we have the performances we got from those two guys." The senior duo combined for 55 points on Wesley's 23 points and Lyday's MWC Tournament record 32 points. Wesley, amazingly, played the final 11 minutes of the game with four fouls, while teammates Eric Nielsen and Nate Knight left the game with five fouls apiece. The Cowboys tried to mount



The Cougar bench erupts after Trent Whiting grabs a rebound to seal a victory over New Mexico in the 2001 MWC Championship game.



**TRENT WHITING,
BYU VS. UTAH STATE**

a comeback with Brett McFall's 5-for-9 shooting and 19 points, but BYU's defense held out until the end of the game.

BYU 69, New Mexico 65 March 10, 2001


After a late-night thriller against Wyoming and a win over Air Force the day before that, the Cougars faced a tough New Mexico team in the championship game of the Mountain West Conference Tournament. After BYU's Trent Whiting hit two free throws with 4.6 seconds left, the Cougars won the MWC Tournament Championship 69-65. Not only did the Cougars win the conference tournament, but they also secured a spot in the NCAA Tournament, BYU's first visit since 1995. League MVP Mekeli Wesley was the outstanding player of the game as he hit 11-of-12 shots on his way to a 30-point night. "Mekeli is the best player in the league, and he showed that today," said New Mexico forward Brian Smith, who was matched up against Wesley most of the night. Wesley was not without a supporting cast, as senior colleagues Terrell Lyday and Trent Whiting came up big. Whiting's 15 points came at crucial times as one of his three buckets from behind the arc fell at the end of the first half, while another helped the Cougars with two minutes left. Lyday's night was spotlighted with defense. Lyday held New Mexico's leading scorer, Marlon Parmer, to only 12 points and 0-for-4 from the field in the first half. Parmer had a chance to win the game for the Lobos late with a three-pointer, but Lyday's defense stopped Parmer from getting a good look and hitting the shot. "I told Terrell that he wasn't going to score 26 points tonight, but his main responsibility would be to defend," BYU coach Steve Cleveland said. "He made a huge defensive stop on Parmer's last shot."

BYU 81, Stanford 76 December 22, 2001

In perhaps the Cougars' biggest non-conference game of the Steve Cleveland era, BYU defeated No. 13 Stanford, 81-76, in a nationally televised game on ESPN at the Las Vegas Showdown. The win extended BYU's neutral-court victory streak at the Thomas and Mack Center to six straight games. With BYU having lost four starters, including three All-MWC players, from its MWC title team the year before, the defending Pac-10 champion Cardinal with All-American Casey Jacobsen was a heavy favorite. But senior forward Eric Nielsen delivered the best game of his career. Nielsen finished with 29 points, going 11-for-16 from the field, 2-for-2 from the three-point line, and 5-of-5 on free throws to shatter his previous career high of 19 points. Nielsen just outpaced Jacobsen as the Stanford All-American finished with 28 points. With solid BYU defensive pressure, Jacobsen went cold down the stretch and struggled from the free throw line. BYU entered the game leading the nation in free throw percentage and used it to hold on as senior Matt Montague hit six free throws in the final minute. The Cougars shot a blistering 63.6 percent from behind the three-point line. BYU finished the game 7-of-11 from behind the arc, while Stanford finished the game 6-of-25. Trailing 63-61 with just under 10 minutes to play, BYU went on a decisive 13-2 run over the next eight minutes that proved too much for the Cardinal to overcome. BYU made free throws when it mattered most. It was BYU's first win over a ranked opponent since 1998 when the Cougars knocked off No. 15 New Mexico in The Pit during Cleveland's first season

BYU 63, Utah 61 February 23, 2002

With the attention of the world on Utah during the final days of the 2002 Winter Olympics, the BYU-Utah rivalry stole local headlines with an unforgettable 21-point BYU



**TERRILL LYDAY
2001 MWC CHAMPIONSHIP**



comeback win to protect the nation-leading home winning streak at 35 games. A victory looked very doubtful after BYU played its worst first half of the home-court victory streak, trailing 43-26 at the break. In the second half, two quick Utah buckets pushed the lead to 21 at 47-26, but the Marriott Center magic ignited as BYU went on an amazing 24-5 run. The momentum had completely changed as BYU was back in the game with 7:26 remaining and down by only two points, 52-50. Great defense led to the second-half offensive explosion. After giving up a season-worst 43 points in the first half, BYU held Utah to 29 percent shooting and outscored the Utes 37-18 in the second half. Seniors Matt Montague and Eric Nielsen led the second-half charge. With 1:18 remaining in the game, Montague hit a rare three-pointer to bring BYU within one, 61-60. On the next possession, Montague made a record-setting assist to Nielsen for an eight-foot jumper that gave the Cougars their first lead of the game, 62-61, with 25 seconds left. That assist tied Montague with BYU legend Danny Ainge for the all-time career record for assists at 539. The Cougars sealed the win with two crucial rebounds, with 7-foot center Dan Howard getting fouled after a key board. Howard added a free throw, and the Utes were left to walk off the court in disbelief while the BYU players and fans celebrated at mid-court. Despite being in foul trouble, junior forward Travis Hansen finished with a game-high 17 points and team-high seven rebounds for BYU. "I thought it was most appropriate that our two seniors hit the two big shots of the game," said coach Steve Cleveland. "This was a great college game."

BYU 76, Oklahoma State 71 December 6, 2003

Christmas came early for the Cougars as Rafael Araujo's dominating performance against the 25th-ranked Oklahoma State Cowboys undoubtedly delivered one of BYU basketball's most thrilling victories ever. In front of the largest crowd (16,285) ever to witness a collegiate basketball game in Salt Lake City, the Cougars defeated the future Final Four finalist Cowboys 76-71 at the Delta Center. Araujo's phenomenal display of offensive skills



Travis Hansen celebrates BYU's amazing 21-point second-half comeback victory over the Utah to preserve the nation's longest home winning streak.

and ability to control the boards came through in the second half after a slow first half from the Cougars, who trailed the Cowboys 39-36 at halftime. Araujo carried the Cougars to start the second half by scoring 16 of BYU's first 18 second-half points. Former BYU player Daniel Bobik answered back to every Cougar run and kept the Cowboys close, posting a team-high 18 points and 8 assists. In the end, it was Araujo who overpowered the Cowboys, finishing with 32 points and 17 rebounds, one less rebound than the entire Oklahoma State team. "This was the best rebounding effort during my time at BYU," BYU coach Steve Cleveland said. Oklahoma State would go on to finish the season as Big 12 regular season and tournament champions and ranked as high as No. 2 in the nation.


BYU 89, UNLV 88 March 6, 2004

The month of March, a.k.a. March Madness for the college basketball world, is when miracles come about and life long dreams come true. Even prior to the start of the NCAA Tournament, March was true to its words for BYU when the Cougars stunned the UNLV Rebels on a Luiz Lemes dish off to teammate Rafael Araujo for an easy layup with 0.5 seconds left in the game. "I knew Hoffa (Araujo) was somewhere, so I looked for him and found him open," Lemes said. "I'm glad I was able to get it to him to give us the win." The 89-88 victory ended the Cougars' regular-season play with an eight-game winning streak and secured a second-place MWC finish. The Cougars established themselves quickly in the first half shooting 9-of-12 from the field, including 4-for-6 from beyond the arc. BYU's 23-14 lead diminished as the Rebels capitalized on 11-3 and 11-2 runs to go ahead 46-44 at halftime. The battle continued in the second half as neither team could pull away with a commanding lead. Fortunately for the Cougars, aid came from every position on the court. Lemes led the way with a career-high 23 points and six assists, the final of which resulted in the winning bucket by Araujo, who added 21 points with 13 rebounds.

BYU 62, No. 20 Air Force 58 February 27, 2007


After recording a 61-52 victory over No. 13 Air Force in front of a sellout crowd in the Marriott Center earlier in the season, the Cougars took care of business on the road one month later with a 62-58 win at No. 20 AFA. The victory secured at least a share of the Mountain West Conference regular-season title for BYU and snapped Air Force's 30-game home winning streak. It was also BYU's first road win over a ranked team since Feb. 26, 1998. "This was definitely a team victory," said BYU head coach Dave Rose. "From top to bottom, these guys have all contributed to a piece of a conference championship. This team has a great competitive spirit. We sure needed all of it from everybody tonight because it was a heck of a game." The low-scoring affair was truly a team effort for BYU as four Cougars scored in double figures led by Austin Ainge's 14 points. Ainge was followed by Keena Young with 12 points, Jimmy Balderson with 11 and Trent Plaisted with 10. Young, who would win the MWC's Player of the Year award at the conclusion of the


RAFAEL ARAUJO BYU VS. OKLA. STATE



season, and Ainge also shared high-rebounding honors with six apiece while Ainge dished out a game-high five assists. "It's unbelievable," said Ainge. "Our locker room is as excited as I've ever seen it. It feels so great. I had this one personally circled to win just because of the embarrassing losses we've had here in the past, so it feels amazing. There were so many big plays by so many guys. I just can't tell you how excited and happy we are." Ainge drained BYU's second three-pointer of the night to put the Cougars up 10-6 and then made his second at the 11:21 mark to tie the school record of 214 three-pointers made in a season set in 1992. Mike Rose then set the BYU school record as he drained a three-pointer to give the Cougars 215 long-range makes for the year. Despite big runs by both teams in the first half, the squads ended up battling it out in the final 90 seconds before Air Force came out on top as the Falcons took a 32-30 lead into the locker room. The Falcons began to run away with a 13-2 spurt to take a 49-38 lead early in the second

BYU VS. AIR FORCE 2007





half as BYU struggled to get a stop on the defensive end, allowing Air Force to open the period 6-for-6 from the field. Balderson finally stopped the bleeding with a three-point make, sparking a 14-2 Cougar run capped by a fadeaway jumper from Young to give BYU its first lead since late in the first half at 52-51. However, just when it looked like BYU had the momentum, Air Force's Jacob Burttschi stepped back with ice in his veins and drained a three-pointer to put his team up 58-56 with 4:50 left to play. As the clock ticked towards the one-minute mark, Young secured a rebound and then Balderson was fouled, giving him a one-and-one opportunity with 1:00 left to play and his team up 60-58. Balderson made the first but saw the second roll off the rim only to watch Young fly in to secure the offensive rebound and reset the shot clock for BYU. However, the Cougars couldn't get anything out of the possession, giving the ball back to Air Force with 29.5 seconds left and the Falcons trailing by three points. But this time it was the Cougars celebrating as Burttschi dribbled the ball off his thigh and out of bounds, turning it back over to BYU with 21.7 seconds left to play. The Cougars never looked back as they secured the 62-58 win.

BYU 85, Utah 62 March 3, 2007

Playing before a sellout crowd of 22,812, the BYU Cougars secured their position as the Mountain West Conference Champions with an 85-62 victory against in-state rival Utah. With the win, the Cougars claimed their first outright league regular-season title since 1988 and maintained their hold on the nation's longest active home winning streak at 31 games. "Obviously it was a well played game," said BYU head coach Dave Rose. "I thought our team was really together tonight. There was balanced scoring, but I really thought we were able to handle the emotions of the night and stay together." BYU was led in scoring by MWC Player of the Year Keena Young, playing in his final home game, and Sam Burgess with 15 points each. Also scoring in double figures was Trent Plaisted with 13 points and Austin Ainge with 11 points. Young led the team with nine rebounds. With 14:03 left to play in the first half, the Cougars took

BYU'S NONCONFERENCE RESUME

Over the past 30 years BYU basketball has built an impressive resume of big victories. BYU's nonconference victims have included teams such as ...

UCLA	Purdue
USC	Northwestern
Stanford	Florida
California	Georgia
Washington	Mississippi
Washington State	South Carolina
Oregon	Louisville
Arizona State	Notre Dame
Oklahoma State	Pittsburgh
Oklahoma	Seton Hall
Texas	Virginia
Texas Tech	Miami
Kansas State	Memphis
Ohio State	Creighton
Michigan State	
Illinois	
Penn State	
Louisville	




their first lead of the game after a dunk by Plaisted. Lee Cummard increased BYU's lead to 13-9 after hitting his first three-pointer of the night. Utah's Johnnie Bryant responded with a three-pointer, giving his team a one-point lead, before Jimmy Balderson made one of his own with 10:15 left in the first half. A pass from Ainge to Burgess sparked a 10-2 Cougar run that gave BYU a 29-21 lead. A three-pointer by Balderson with a minute to play in the half brought the score to 34-24. The fans were then brought to their feet when Ainge's fast break lay-up resulted in a three-point play and allowed the Cougars to take a 37-26 advantage into the locker room at halftime. BYU continued its hot all-around play in the second half as Jonathan Tavernari increased the Cougar lead to 14 points when he made a lay-up on a pass from Young, and the rout was on with a 15-0 BYU run. With 8:40 to go in the second half Mike Rose found his second basket from behind the arc, bringing the score to 69-40, BYU's largest lead of the game. From there, the Cougars cruised to the 85-62 win. After the buzzer sounded, BYU Director of Athletics Tom Holmoe presented the conference championship trophy to the team. "You couldn't have drawn it up any better," said Ainge. "We beat the Utes on our home floor by 23 for the conference championship."

BYU 78, No. 6 Louisville 76 November 23, 2007

The BYU Cougars men's basketball team came out on top of No. 6 Louisville 78-76 in the semifinal round of the Las Vegas Invitational, the highest-ranked team BYU has beaten since 1965. The Cougars improved to 5-0 on the season as the Cardinals fell to 3-1. The Cougar victory

came on the backs of sophomore Jonathan Tavernari's 29 points and junior Trent Plaisted's double-double of 21 points and 12 rebounds. "I told our players in the locker room after the game that this was a very big win for us, but we only have about an hour to enjoy it before we have to focus on our game tomorrow," BYU coach Dave Rose said. "I told them that we don't want this to be the high point of our season. We need to stay focused on our goals for the remainder of the season." After the Cougars came out of halftime with a four-point lead, 41-37, the second half between BYU and Louisville saw a lot of back-and-forth action as there were five lead changes and two ties. The largest lead the Cougars had in the second half was 11 points, while the Cardinals were never able to get a lead larger than two points. Clinging to a narrow three-point lead, Louisville sophomore Earl Clark had a chance to tie the game with just under 11 seconds left with an open look from beyond the arc, but his shot proved to be off as Tavernari came down with his final rebound of the game. Tavernari was fouled and made both of his free throws with only 1.4 seconds left on the clock to open the lead to 78-73, which sealed the victory for the Cougars as a half-court heave proved not enough for the Cardinals to revive the game. "BYU without question deserved the victory," Louisville coach Rick Pitino said. "We turned the ball over too much. We shot 70 percent in the first half. Give BYU credit; they shot the ball very well." Potentially the play of the game for the Cougars came with just over seven minutes left in the contest on a fastbreak that saw Tavernari hit a streaking Plaisted with a behind-the-back pass for a big one-handed dunk by Plaisted. The start of the game saw a lot of movement in the first 10 minutes. The Cougars had numerous looks at the net as they had 23 shots from the field but converted only six of them. Although the Cardinals shot 70 percent in the first half, Louisville committed 13 turnovers, which proved to be costly in the first period. The Cardinals started off the second half defensively the same way that they did the first half, applying full-court pressure. This helped Louisville narrow the gap to only one point with 15:45 left in the game. It was not until the 14:40 mark of the second half that Louisville got its first lead since early in the

COUGARS UPSET NO. 6 CARDINALS





COUGARS IN CONFERENCE

BYU CONFERENCE TOURNAMENT RESULTS

BYU basketball boasts a remarkable record of conference success during its history. After earning its 28th regular-season conference championship in 2009, the Cougars moved into a tie for seventh among all NCAA Division I programs for most regular-season league titles won (see list below). Including conference tournaments, BYU has claimed a conference championship trophy during 29 seasons. The Cougars won the 1991 WAC Tournament after a second-place regular-season finish. Other conference tournament titles in 1992 (WAC) and 2001 (MWC) have followed up regular-season rings, as was the case with conference playoff wins in 1924 and 1933 in the Rocky Mountain Conference. BYU won six Rocky Mountain Conference titles in 20 years, earned five Skyline championships in 24 years, recorded 12 WAC crowns in 37 years and has garnered MWC honors in four of the league's first nine seasons. BYU won the in-state title against rivals Utah and Utah State during 10 of the 12 years before the Cougars first joined a conference in 1918.

NCAA – MOST REGULAR-SEASON CONFERENCE TITLES WON OR SHARED

No.	School	Conference
52	Kansas	MVC, Big 8, Big 12
49	Kentucky	Southern, SEC
37	Penn	Ivy
34	North Carolina	Southern, ACC
32	Utah	Rocky Mtn, Mtn States, WAC, MWC
30	UCLA	Pac-10
28	BYU	Rocky Mtn, Mtn States, WAC, MWC
28	Connecticut	Yankee, Big East
28	Princeton	Ivy

YEAR-BY-YEAR CONFERENCE/STATE REGULAR-SEASON CHAMPIONS

STATE COMPETITION

1906	BYU
1907	BYU
1908	BYU
1909	BYU
1910	BYU
1911	BYU
1912	BYU
1913	Utah
1914	BYU
1915	BYU
1916	Utah
1917	BYU

ROCKY MOUNTAIN CONFERENCE

1918	Utah State (West), Colorado College (East)
1919	Utah (W), Colorado (E)
1920	Colorado (E) – no west champ – influenza
1921	Utah (W), Colorado (E)
1922	BYU (W), Colorado College (E)
1923	Utah (W), Colorado College (E)
1924	BYU (W), Colorado College (E)
1925	BYU (W), Colorado College (E)
1926	Utah State (W), Colo St. Teacher College (E)
1927	Montana State (W), Colorado College (E)
1928	Montana State (W), Wyoming (E)
1929	Montana State (W), Colorado (E)
1930	Montana State/Utah State (W), Colorado (E)
1931	Utah (W), Wyoming (E)
1932	BYU /Utah (W), Wyoming (E)
1933	BYU /Utah (W), Wyoming/CSTC (E)
1934	BYU (W), Wyoming (E)
1935	Utah State (W), CSTC (E)
1936	Utah State (W), Wyoming (E)
1937	Utah/Montana St. (W), Colorado/Denver (E)

MOUNTAIN STATES CONFERENCE (SKYLINE)

1938	Utah/Colorado
1939	Colorado
1940	Colorado
1941	Wyoming
1942	Colorado
1943	BYU (West), Wyoming (East)
1944	No Champion
1945	Utah
1946	Wyoming
1947	Wyoming
1948	BYU
1949	Wyoming

1950	BYU
1951	BYU
1952	Wyoming
1953	Wyoming
1954	Colorado A&M
1955	Utah
1956	Utah
1957	BYU
1958	Wyoming
1959	Utah
1960	Utah
1961	Utah/Colorado St.
1962	Utah

WESTERN ATHLETIC CONFERENCE

1963	Arizona State
1964	New Mexico/Arizona St.
1965	BYU
1966	Utah
1967	BYU /Wyoming
1968	New Mexico
1969	BYU /Wyoming
1970	UTEP
1971	BYU
1972	BYU
1973	Arizona State
1974	New Mexico
1975	Arizona State
1976	Arizona
1977	Utah
1978	New Mexico
1979	BYU
1980	BYU
1981	Utah/Wyoming
1982	Wyoming
1983	BYU /Utah/UTEP
1984	UTEP
1985	UTEP
1986	Utah/Wyoming/UTEP
1987	UTEP
1988	BYU
1989	Colorado State
1990	BYU /Colorado State
1991	Utah
1992	BYU /UTEP
1993	BYU /Utah
1994	New Mexico
1995	Utah
1996	Utah
1997	Utah
1998	Utah (Mountain)
1999	Utah

MOUNTAIN WEST CONFERENCE

2000	Utah/UNLV
2001	BYU /Utah/Wyoming
2002	Wyoming
2003	BYU /Utah
2004	Air Force
2005	Utah
2006	San Diego State
2007	BYU
2008	BYU
2009	BYU /New Mexico/Utah

CONFERENCE PLAYOFF SERIES

1924	Colorado College (Rocky Mtn.)	2-1 W
1925	at Colorado College (Rocky Mtn.)	0-3 L
1932	at Wyoming (Rocky Mtn.)	1-2 L
1933	Wyoming (Rocky Mtn.)	2-1 W
1934	at Wyoming (Rocky Mtn.)	0-3 L
1943	at Wyoming (Skyline)	0-3 L

WESTERN ATHLETIC CONFERENCE TOURNAMENT

3/9/84	v. New Mexico (in El Paso)	55-64 L
3/4/85	Air Force (in Provo)	79-82 L
3/6/86	v. New Mexico (in Laramie)	68-79 L
3/5/87	v. Air Force (in Alb.)	82-79 (OT) W
3/6/87	at New Mexico	86-93 L
3/10/88	Hawaii (in Provo)	76-74 W
3/11/88	UTEP	63-66 L
3/10/89	v. Hawaii (in SLC)	69-72 L
3/8/90	v. Utah (in El Paso)	61-62 (OT) L
3/7/91	v. CSU (in Laramie)	69-56 W
3/8/91	v. Hawaii	73-71 (OT) W
3/9/91	v. Utah	51-49 (OT) W
3/12/92	v. Air Force (in Ft. Collins)	72-51 W
3/13/92	v. Utah	75-62 W
3/14/92	v. UTEP	73-71 W
3/11/93	v. Hawaii (in SLC)	85-71 W
3/12/93	v. New Mexico	59-68 L
3/10/94	v. Utah (in SLC)	96-65 W
3/11/94	v. Fresno State	87-72 W
3/12/94	v. Hawaii	66-73 L
3/9/95	v. CSU (in Albuquerque)	73-75 L
3/7/96	v. CSU (in Albuquerque)	84-100 L
3/3/98	v. Tulsa (in Las Vegas)	56-59 L
3/2/99	v. TCU (in Las Vegas)	90-74 W
3/4/99	v. Utah	62-81 L

MOUNTAIN WEST CONFERENCE TOURNAMENT

3/9/00	v. New Mexico (in Las Vegas)	55-43 W
3/10/00	v. Utah	58-54 W
3/11/00	at UNLV	56-79 L
3/8/01	v. Air Force (in Las Vegas)	69-54 W
3/9/01	v. Wyoming	77-66 W
3/10/01	v. New Mexico	69-65 W
3/7/02	v. San Diego St. (in Las Vegas)	51-62 L
3/13/03	v. New Mexico (in Las Vegas)	71-56 W
3/14/03	v. Colorado State	86-80 (OT) L
3/11/04	v. Wyoming (in Denver)	79-74 W
3/12/04	v. Utah	51-54 L
3/10/05	v. New Mexico (in Denver)	71-85 L
3/9/06	v. Utah (in Denver)	70-74 L
3/8/07	v. TCU (in Las Vegas)	77-64 W
3/9/07	v. Wyoming	96-84 W
3/10/07	at UNLV	70-78 L
3/13/08	v. Colorado St. (in Las Vegas)	89-62 W
3/14/08	v. San Diego State	63-54 W
3/15/08	at UNLV	61-76 L
3/12/09	v. Air Force	80-69 W
3/13/09	v. San Diego State	62-64 L

MWC/WAC TOURNAMENT RECORDS

Conference Tournament Record	24-22
First Round Record	14-11
Second Round Record	7-7
Championship Finals Record	3-4
WAC Tournament Record	12-13
MWC Tournament Record	12-9
Tournament Record (NEUTRAL)	23-16
Tournament Record (HOME)	1-2
Tournament Record (AWAY)	0-4



BYU CONFERENCE CHAMPIONSHIP TEAMS (28 TITLES)

1921-22

BYU won its second title in the Western Division with a 3-1 conference record, beating out rivals from the University of Utah.

1923-24

A 7-1 conference record gave the Cougars their third Western Division title. They met the Eastern Division winner, Colorado College, in the first playoff series in a decade. BYU won the series 2-1 and was crowned the undisputed Rocky Mountain Conference Champion.

1924-25

BYU repeated its championship run and once again won the Western Division title, finishing 6-2 in conference and 11-6 overall. The title was the third in four years for the Cougars. BYU once again met Colorado College in the Conference Championship Series but was swept in Colorado Springs.



1947-48 Champions

1931-32

Led by sophomore Elwood Romney, a first-team all-conference selection, BYU tied with Utah for the West title and then defeated the Utes in a one-game playoff, earning the chance to meet Wyoming in the Conference Championship Series. Despite an 8-4 conference finish, the Cougars were swept by the Cowboys.

1932-33

For the second straight season, the Western Division ended in a tie between BYU and Utah. After going 9-3 in conference and 18-7 overall, the Cougars once again defeated the Utes and met Wyoming in the Championship Series. This time, BYU emerged victorious, winning 2-1 and thus winning the Conference Championship for the first time since 1924. The Cougars were led by Floyd Millet and Jay Whitman, both first-team all-conference selections.

1933-34

The Cougars finished the season 9-3 in conference and 18-11 overall to win the Western Division title for the third year in a row. BYU once again met Wyoming in the Championship playoff series, but the Cougars were defeated 2-1.

1942-43

After switching to the Skyline Conference in 1937, the 1942-43 Cougars won their first Skyline Conference Western Division title. A 7-1 conference record earned

the team the opportunity to play Wyoming in the Championship Series. However, despite the efforts of first-team all-conference selection Brady Walker, the Cougars lost to Wyoming in three straight games.

1947-48

As the conference consolidated into one division, the Cougars finished 8-2 and took first place. Joe Nelson and Randy Clark were both named first-team all-conference players. Nelson led the Skyline Conference in scoring, racking up 203 points in conference play and averaging 20.3 points per game.

1949-50

After winning the conference preseason trophy, the Cougars finished 14-6 in conference and had their first 20-win season, going 22-12. BYU was led by a talented trio consisting of Joe Nelson, Roland Minson and Mel Hutchins, each averaging over 10 points per game. All three players earned NCAA honors at season's end.

1950-51

The Cougars repeated as Skyline Conference Champions and won their third title in four years with a 15-5 record in conference and an amazing 28-9 record overall. Once again led by Roland Minson and Mel Hutchins, the Cougars were ranked as high as third nationally and went on to win the NIT. They also set a school record with a 91-point offensive showcase against Denver.

1956-57

The Cougars won their last Skyline Conference Championship in this season, finishing 11-3 in conference and 19-9 overall. Led by Tom Steinke and John Benson, who each averaged almost 20 points per game, BYU went on to finish third in the NCAA West Regionals.

1964-65

The 1964-65 team won the first WAC Championship for BYU and first conference title since 1957. The team finished the season with a 21-7 mark and was ranked sixth nationally in the final wire service poll of the season. BYU finished second to Miami (Fla.) in scoring offense. John Fairchild was named WAC Player of the Year and led the team with 21.5 points a game.

1966-67

The Cougars surprised many by winning a share of the WAC title and finishing 14-10. There were no real standouts on the team as eight players won game-high honors during the season. BYU remained undefeated for the second straight year at home.

1966-67 Champions



1968-69

BYU finished the season at 17-12 and had been picked in the preseason polls to finish third or lower. They won a first-round berth in the NCAA Tournament but lost to New Mexico State. Remarkably, six players ended the season with scoring averages in double figures.

1970-71

The 1970-71 team was picked to finish sixth in the WAC preseason polls. The Cougars finished 18-11 to grab the WAC title. They lost to eventual NCAA Champion UCLA in the NCAA Regionals. The team was led by Bernie Fryer, who averaged 19.2 points, and Steve Kelly, who scored 17.9 points per game.

1971-72

The 1971-72 season was Coach Stan Watts' final year and one of the most exciting in Cougar history. The team finished with a 21-5 record and made it to the NCAA Tournament. The year was the first that games were played in the Marriott Center. Kresimir Cosic was the team's leading scorer, averaging 22.3 points per game.

1978-79

One of the most exciting aspects of the 1978-79 season was the expectation that Cougar success would carry over into the next year. The Cougars were 20-8 and were led by Danny Ainge with 18.4 points per game. Ainge moved into the top 10 in BYU scoring history after just two seasons. The Cougars made it to the first round of the NCAA Tournament.

REGULAR-SEASON CONFERENCE TITLES

1922 - Rocky Mountain
1924 - Rocky Mountain
1925 - Rocky Mountain
1932 - Rocky Mountain
1933 - Rocky Mountain
1934 - Rocky Mountain
1943 - Skyline
1948 - Skyline
1950 - Skyline
1951 - Skyline
1957 - Skyline

1965 - WAC
1967 - WAC
1969 - WAC
1971 - WAC
1972 - WAC
1979 - WAC
1980 - WAC
1983 - WAC
1988 - WAC
1990 - WAC
1992 - WAC

1993 - WAC
2001 - MWC
2003 - MWC
2007 - MWC
2008 - MWC
2009 - MWC

Overall: 28 Titles



1979-80 Champions

1979-80

A record of 24-5 was the best yet for a BYU team. The Cougars had been ranked as high as No. 6 by sports writers. All the starters from the previous year returned to help defend the WAC title. Danny Ainge once again led the team with 19.1 points per game and moved into first place on the BYU all-time scoring list. The team had four future NBA players; Ainge, Devin Durrant, Fred Roberts and Greg Kite.

1982-83

Although the 1982-83 team finished in a three-way tie for the WAC championship, it was the first time in the previous five years that the Cougars did not advance to postseason play. The team's record was 15-14. Devin Durrant led BYU in scoring with 22.8 points per game. Greg Kite led the team in rebounding with 8.8 per game.

1987-88

In the 70-year history of BYU basketball, only the 1950-51 team had more victories than the 1987-88 team, and no team had a better winning percentage. The Cougars finished 26-6, winning 17 games in a row to start the year, a BYU basketball record. The team was led by All-American Michael Smith who averaged 21.2 points and 7.8 rebounds per game.

1989-90

The Cougars went 21-9 and exceeded all expectations by winning the WAC title. The team was projected to finish sixth. They went on to lose a heart-breaker in the NCAA East Regional to Clemson 49-47. It was Roger Reid's first year as head coach. Marty Haws led the team in scoring with 18.5 points and 4.1 assists per game. Andy Toolson averaged 18.3 points per game.

1990-91 (TOURNAMENT)

With a 21-13 record, BYU finished in second place during the regular season in the WAC but went on to win the WAC Tournament and then advanced to the second round of the NCAA Tournament. Freshman Shawn Bradley led the nation in blocked shots with 177 and averaged 14.8 points a game. Steve Schreiner scored 14.2 points per game.

1991-92

Few thought at the beginning of the season that BYU would finish the season 25-7 and win the WAC. The Cougars went on to defeat UTEP in dramatic fashion at the WAC Tournament thanks to a 54-foot buzzer-beater by Kevin Nixon. The Cougars ran into Shaq and LSU in the first round of the NCAA Tournament to end the

season. Gary Trost led the team in scoring with 14.2 points per game.

1992-93

The Cougars posted a 25-9 record, including 15-1 in the WAC, which tied the conference record for most wins. Nick Sanderson set a school record for three-point attempts in a season with 209. Russell Larson set a new school record in field-goal

percentage at .631. Gary Trost led the team in scoring for the second straight year with 15.2 points per game. BYU lost to Kansas in the second round of the NCAA Tournament.

2000-01

BYU finished 24-9 while earning its first conference tournament title since 1992, its first regular-season championship since 1993 and its first NCAA bid since 1995. The Cougars went 10-4 in Mountain West Conference play to earn a three-way share of the title with Utah and Wyoming. BYU won the MWC Tournament and earned the automatic bid to the NCAA Tournament with wins over Air Force, Wyoming and New Mexico at the Thomas & Mack Center in Las Vegas. BYU, the 12th seed, lost its first round NCAA game at Cox Arena in San Diego to No. 5-seed Cincinnati. Mekeli Wesley was the MWC Player of the Year, and guards Terrell Lyday and Trent Whiting were named to the MWC First and Second Team, respectively. As a team, BYU led the nation in free-throw shooting (.780) and had the nation's best single-game field goal percentage, making 70.8 percent vs. Elon College.

2002-03

BYU claimed a share of the Mountain West Conference regular-season title and an NCAA bid for the second time in three years. Playing among the nation's toughest schedules, including 11 different conferences on its non-league slate, the Cougars finished the year 23-9 overall and earned their 26th conference title, going 11-3 in MWC games along with Utah. BYU Coach Steve Cleveland was named the MWC Coach of the Year, and senior guard Travis Hansen was one of two consensus first-team All-MWC players and had the MWC's Co-Defensive Player of the Year. The Cougars had the MWC's top defense and also won the preseason Paradise Jam title in St. Thomas, U.S. Virgin Islands. Hansen led the team in scoring (16.8) and blocks (20) and was second in assists (2.4) and rebounds (4.8). BYU's 22,702 attendance vs. CSU in its last home game was the largest crowd since 1992 and the 21st largest crowd in school history. BYU had the nation's No. 1 average season increase in attendance to average 14,468 and rank 17th nationally for the year. BYU finished the season 13-1 at home.

2006-07

BYU's second season under head coach Dave Rose not only improved upon his impressive inaugural campaign but also proved to be one of the best seasons a Cougar team has ever achieved in the program's 105-year history. After becoming the second-most improved team in the nation in Rose's first season at BYU, the Cougars responded in

his second year with a 25-9 resume that included the program's first outright league championship since 1988, its first national top-25 ranking since 1993, its first season sweep over rival Utah since 1994 and its first NCAA Tournament invitation since 2004, including its highest seed since 1995. On the record books at BYU, only two teams (1951 -- 28 wins; 1988 -- 26 wins) won more games in a season than the 25 victories achieved by the Cougars in 2006-07. BYU defeated three nationally ranked teams in the process and earned a national ranking (No. 24) in the final Associated Press Top 25 Poll, something a Cougar team hasn't done since 1988.

2007-08

The Dave Rose-guided Cougars went 27-8 to win the second-most games in school history while becoming the first outright back-to-back Mountain West Conference Champions in league history. The team also achieved BYU's first consecutive appearances in the Top 25 polls since the 1980-81 and 1981-82 seasons and earned the program's first victory over a top-6 ranked team since 1965 with its triumph over Rick Pitino's sixth-rated Louisville Cardinals. The Cougars won the MWC regular-season title by two games over UNLV with an MWC-record 14-2 resume to finish the regular season with a school-record 25 regular-season victories. The consecutive outright league titles were the first for BYU since Danny Ainge played for the Cougars in 1978-79 and 1979-80. The conference crown was also BYU's 27th overall to rank the Cougars ninth all-time among all Division I programs.



Coach Dave Rose cuts down the net celebrating his third consecutive Championship.

2008-09

By capturing a share of the 2009 MWC regular season title, BYU became the first program in league history to win three-straight titles — a feat accomplished only one other time in program history, from 1932 to 1934. Heading into the final three games of the regular season BYU trailed league leader Utah by two games in the standings. The Cougars knocked off rival Utah at home before winning at Wyoming to pull into a tie for first. BYU downed Air Force in a hard-fought battle at home in the finale to claim a share of the title. At 25-8 the Cougars won at least 25 games for the third-straight season and appeared in the polls for a third-straight year for the first time since 1979-80, 1980-81 and 1981-82. With a 12-4 league mark BYU increased its all-time lead to 99 MWC wins and Dave Rose added to his total of 51 — third all-time in the MWC. Rose is the league's all-time leader in winning percentage (.797).



1902-03

Record: 4-5
Home: 2-3
Road: 2-2
Long Win Streak: 3
Long Loss Streak: 2
Coach: W.A. Colton

DATE	OPPONENT	SCORE	W/L
F 6	at LDSU	7-47	L
F 14	BY College	13-17	L
F 21	Weber Academy	30-18	W
F 27	at Weber Academy	17-16	W
F 28	at BY College	20-17	W
M 7	LDSU	13-23	L
M 21	at LDSU	13-30	L
M 28	Univ. of Colorado	23-15	W
A 2	Univ. of Colorado	10-16	L

1903-04

Record: 3-3
Home: 1-2
Road: 2-1
Long Win Streak: 2
Long Loss Streak: 2

DATE	OPPONENT	SCORE	W/L
J 9	Salt Lake H.S.	38-8	W
J 16	LDSU	17-22	L
J 22	at Weber Academy	43-13	W
J 23	at BY College	18-9	W
F 6	BY College	17-18	L
F 19	at LDSU	20-27	L

1904-05

Record: 9-3
Home: 5-1
Road: 4-2
Long Win Streak: 7
Long Loss Streak: 1

DATE	OPPONENT	SCORE	W/L
J 21	at A.F. Apollos	NS	L
J 28	LDSU	51-7	W
F 3	at State Deaf School	64-6	W
F 4	at BY College	22-14	W
F 10	A.F. Apollos	NS	W
F 11	BY College	19-12	W
F 18	Weber Academy	30-10	W
F 24	at LDSU	NS	W
F 25	at Weber Academy	14-16	L
M 4	State Deaf School	NS	W
M 4	at A.F. Apollos	10-7	W
M 25	Wheaton Col. (Ill.)	27-35	L

1905-06

Record: 11-1
Home: 6-1
Road: 5-0
Long Win Streak: 6
Long Loss Streak: 1
Coach: C.T. Teetzel

DATE	OPPONENT	SCORE	W/L
J 13	LDSU	25-12	W
J 19	Weber Academy	NS	W
J 27	State Deaf School	62-4	W
F 9	at Weber Academy	15-11	W
F 10	at State Deaf School	NS	W
F 13	Chicago YMCA	14-22	L
F 16	at LDSU	19-17	W
F 23	at Utah State	21-14	W
F 24	at BY College	20-18	W
M 2	Minn. Red Wings	20-18	W
M 3	Utah State	19-11	W
M 17	BY College	20-19	W

1906-07

Record: 7-3
Home: 5-1

Road: 2-1
Neutral: 0-1
Long Win Streak: 3
Long Loss Streak: 1
Coach: C.T. Teetzel

DATE	OPPONENT	SCORE	W/L
J 19	Weber Academy	72-9	W
J 26	BY College (OT)	26-24	W
F 1	at LDSU	32-29	W
F 7	Chicago Crescents	21-24	L
F 16	Utah State	44-11	W
F 23	!Weber Academy	2-0	W
M 1	at Utah State	23-12	W
M 2	at BY College	16-19	L
M 8	LDSU	30-19	W
M 16	v. BY College (OT)	24-27	L
!	- forfeit		

1907-08

Record: 4-2
Home: 3-1
Road: 1-1
Long Win Streak: 4
Long Loss Streak: 1
Coach: C.T. Teetzel

DATE	OPPONENT	SCORE	W/L
J 17	at BY College	14-16	L
J 18	at Utah State	29-16	W
J 25	LDSU (OT)	20-19	W
F 1	Utah State	43-19	W
F 15	LDSU	26-25	W
F 22	BY College	22-27	L

1908-09

Record: 7-4
Home: 4-2
Road: 3-2
Long Win Streak: 4
Long Loss Streak: 3
Coach: Fred Bennion

DATE	OPPONENT	SCORE	W/L
D 12	YMCA	23-29	L
J 9	at YMCA	17-31	L
J 16	at LDSU	16-30	L
J 23	Utah	32-9	W
J 30	BY College	35-21	W
F 6	Utah State	37-11	W
F 20	LDSU	28-33	L
F 22	Oregon	26-24	W
F 26	at Utah State	37-13	W
F 27	at BY College	34-27	W
M 5	at Utah	40-27	W

1909-10

Record: 9-2
Home: 5-1
Road: 4-1
Long Win Streak: 8



FRED BENNION
Years: 1908-10 (2)
Record: 16-6 (.727)

Long Loss Streak: 1
Coach: Fred Bennion

DATE	OPPONENT	SCORE	W/L
J 8	YMCA	28-26	W
J 14	at BY College	33-13	W
J 15	at Utah State	40-20	W
J 22	BY College	42-14	W
F 5	at Utah	31-27	W
F 11	Utah	31-17	W
F 12	at LDSU	29-21	W
F 18	Utah State	47-31	W
F 22	YMCA	21-26	L
F 25	LDSU	47-12	W
F 26	at YMCA	13-23	L

1910-11

Record: 8-0
Home: 5-0
Road: 3-0
Long Win Streak: 8
Coach: Henry Rose

DATE	OPPONENT	SCORE	W/L
J 7	at Snow Academy	45-25	W
J 14	Alumni	32-22	W
J 21	YMCA	41-17	W
J 28	Utah	47-27	W
F 4	at Utah State	29-19	W
F 18	Utah State	37-21	W
F 25	at Utah	33-26	W
F 27	Hamilton, Wisc.	27-26	W

1911-12

Record: 7-0
Home: 5-0
Road: 2-0
Long Win Streak: 7
Coach: E.L. Roberts

DATE	OPPONENT	SCORE	W/L
J 13	Alumni	40-19	W
J 20	BY College	48-20	W
J 27	LDSU	51-12	W
F 3	Utah State	36-17	W
F 9	at Utah State	37-16	W
F 17	at Utah	36-25	W
M 2	Utah	32-25	W

1912-13

Record: 7-3
Home: 5-2
Road: 2-1
Long Win Streak: 5
Long Loss Streak: 2
Coach: E.L. Roberts

DATE	OPPONENT	SCORE	W/L
D 14	Weber Academy	48-34	W
J 11	Alumni	61-26	W
J 18	LDSU	34-20	W
J 25	Burlington (S.L.)	49-17	W
F 1	BY College	40-29	W
F 8	Utah	31-49	L
F 14	at BY College	28-26	W
F 15	at Utah State	33-23	W
F 22	at Utah (OT)	26-29	L
M 1	Utah State	20-29	L

1913-14

Record: 8-2
Home: 6-0
Road: 2-2
Long Win Streak: 4
Long Loss Streak: 1
Coach: E.L. Roberts

DATE	OPPONENT	SCORE	W/L
J 10	S.L. Hardware	53-18	W
J 17	Deseret Business	44-13	W



E.L. ROBERTS
Years: 1911-20, 25-28 (12)
Record: 87-49 (.640)

J 31	BY College	43-23	W
F 5	Montana State	67-14	W
F 14	at Utah	23-36	L
F 21	Utah State	41-21	W
F 28	Utah	32-24	W
M 6	at Utah State	28-19	W
M 7	at BY College	22-15	W
M 9	at Oneida Academy	25-26	L

1914-15

Record: 6-2
Home: 4-0
Road: 2-2
Long Win Streak: 6
Long Loss Streak: 1
Coach: E.L. Roberts

DATE	OPPONENT	SCORE	W/L
J 15	at Apollos	23-27	L
J 16	Apollos	35-25	W
J 30	BY College	37-32	W
F 13	Utah State	29-21	W
F 20	Utah	29-28	W
F 26	at Utah State	31-23	W
F 27	at BY College	24-18	W
M 12	at Utah	20-38	L

1915-16

Record: 3-3
Home: 3-1
Road: 0-2
Long Win Streak: 2
Long Loss Streak: 2
Coach: E.L. Roberts

DATE	OPPONENT	SCORE	W/L
J 15	Springville H.S.	44-17	W
F 4	at Utah	26-41	L
F 12	Utah State	42-17	W
F 19	Iola (KS) YMCA	70-25	W
F 26	at Utah State	23-37	L
M 4	Utah	30-38	L

1916-17

Record: 14-2
Home: 8-0
Road: 3-1
Neutral: 3-1
Long Win Streak: 14
Long Loss Streak: 1
Coach: E.L. Roberts

DATE	OPPONENT	SCORE	W/L
D 13	at Springville H.S.	19-20	L
J 6	BY H.S.	50-20	W
J 13	West H.S.	42-24	W
J 20	Springville H.S.	61-24	W
J 27	LDSU	38-19	W
J 29	Chicago Cres.	51-9	W
F 3	at BY College	84-37	W



ALL-TIME SEASON RESULTS

F 10	Utah	38-32	W
F 17	Utah State	43-22	W
F 23	at Utah	54-33	W
M 3	Alumni	50-19	W
M 8	at Utah State	34-27	W
M 14	#Brown-King (SL)	52-21	W
M 15	#NW Normal (OK)	35-24	W
M 16	#Seward Park Bro.	27-16	W
M 17	#Illinois AC	14-27	L
#AAU Tourney (Chicago)			

1917-18

Record: 5-3
 Conference: 1-1, T2nd RMC
 Home: 3-2
 Road: 2-1
 Long Win Streak: 2
 Long Loss Streak: 1
 Coach: E.L. Roberts

DATE	OPPONENT	SCORE	W/L
N 29	at Lehi H.S.	30-34	L
J 12	BY H.S.	40-28	W
J 19	Lehi H.S.	67-30	W
J 25	BY College (OT)	32-36	L
F 1	Hinckley Acad.	58-28	W
F 9	Utah	21-27	L
F 11	at Amer. Fork H.S.	48-35	W
F 23	at Utah	38-28	W

1918-19

Record: 5-3
 Conference: 1-3, 3rd RMC
 Home: 4-2
 Road: 1-1
 Long Win Streak: 4
 Long Loss Streak: 2
 Coach: E.L. Roberts

DATE	OPPONENT	SCORE	W/L
	Pl. Grove H.S.	58-19	W
	Lehi H.S.	72-14	W
	Springville H.S.	46-19	W
F 6	at Sp. Fork H.S.	87-18	W
F 7	at Utah	22-50	L
F 15	BY College	50-24	W
M 1	Utah State	23-26	L
M 8	Utah	21-31	L

1919-20

Record: 4-2
 Conference: 0-2, T3rd RMC
 Home: 2-0
 Road: 2-2
 Long Win Streak: 4
 Long Loss Streak: 2
 Coach: E.L. Roberts

DATE	OPPONENT	SCORE	W/L
J 9	at Springville H.S.	34-19	W
J 10	BY H.S.	49-32	W
J 21	at A.F. Legion	56-34	W
J 24	Lehi Legion	47-20	W
J 31	at Utah State	27-55	L
M 4	at Utah	30-41	L

1920-21

Record: 10-2
 Conference: 2-2, 2nd RMC
 Home: 9-0
 Road: 1-2
 Long Win Streak: 10
 Long Loss Streak: 1
 Coach: Alvin Twitchell

DATE	OPPONENT	SCORE	W/L
	at Lehi Legion	16-39	L
	Utah AA	33-29	W
	BY H.S.	56-23	W
	Alumni	29-25	W



ALVIN TWITCHELL
 Years: 1920-25 (5)
 Record: 50-20 (.714)

	P.G. High	43-14	W
	Alumni	29-25	W
	Provo Legion	36-30	W
J 22	Utah	22-16	W
F 5	at Utah State	43-45	W
	Provo Legion	31-25	W
F 26	Utah State	30-28	W
M 5	at Utah	16-29	L

1921-22

Record: 9-3
 Conference: 3-1, 1st RMC
 Home: 6-2
 Road: 3-1
 Long Win Streak: 6
 Long Loss Streak: 1
 Coach: Alvin Twitchell

DATE	OPPONENT	SCORE	W/L
	Provo Legion	24-36	L
	Provo Legion	35-24	W
	WAA	28-31	L
	Lehi H.S.	47-23	W
	BYU Frosh	32-22	W
	at Lehi H.S.	26-23	W
	at A.F. Legion	44-24	W
	A.F. Legion	36-10	W
F 3	Utah	29-16	W
F 11	Utah State	39-22	W
F 25	at Utah	32-27	W
M 3	at Utah State	34-36	L

1922-23

Record: 7-5
 Conference: 4-4, T2nd RMC
 Home: 6-1
 Road: 1-4
 Long Win Streak: 6
 Long Loss Streak: 5
 Coach: Alvin Twitchell

DATE	OPPONENT	SCORE	W/L
J 4	at Carbon Co. H.S.	51-25	W
J 13	BY H.S.	24-17	W
J 20	West H.S.	44-20	W
J 24	Provo H.S.	30-20	W
J 26	Utah	36-29	W
J 27	Utah	25-19	W
F 2	at Utah State	19-55	L
F 3	at Utah State	30-36	L
F 16	at Utah	33-35	L
F 17	at Utah	18-24	L
F 23	Utah State	22-23	L
F 24	Utah State	37-26	W

1923-24

Record: 14-4
 Conference: 6-2, 1st RMC
 Home: 9-4
 Road: 5-0
 Long Win Streak: 5

Long Loss Streak: 1
 Coach: Alvin Twitchell

DATE	OPPONENT	SCORE	W/L
	at Nephi H.S.	NS	W
	Wasatch H.S.	38-21	W
J 10	Colorado Col.	36-39	L
J 11	Colorado Col. (OT)	40-38	W
J 12	Colorado Col.	32-25	W
J 12	LDSU	34-38	L
J 18	Idaho AC	35-18	W
J 19	Nephi H.S.	39-25	W
J 25	at Utah	38-21	W
J 26	at Utah	36-26	W
J 29	Colorado Tch. Col.	27-33	L
J 30	Colorado Tch. Col.	34-31	W
F 8	Utah State	36-43	L
F 9	Utah State	38-21	W
F 15	Utah	37-22	W
F 16	Utah	34-32	W
F 22	at Utah State	30-27	W
F 23	at Utah State	32-25	W

1924-25

Record: 10-6
 Conference: 7-1, 1st RMC
 Home: 2-0
 Road: 2-2
 Long Win Streak: 4
 Long Loss Streak: 2
 Coach: Alvin Twitchell

DATE	OPPONENT	SCORE	W/L
J 9	Nephi H.S.	44-20	W
J 10	Provo H.S.	31-24	W
J 17	Apex	34-22	W
J 23	at Utah State	29-26	W
J 24	at Utah State	22-42	L
F 6	Utah	33-35	L
F 7	Utah	42-25	W
F 13	Utah State	48-36	W
F 14	Utah State	24-23	W
F 20	Western State	54-18	W
F 21	Western State	55-27	W
F 27	at Utah	24-36	L
F 28	at Utah	41-36	W
M 19	at Colorado Col.	32-41	L
M 20	at Colorado Col.	34-42	L
M 21	at Colorado Col.	25-39	L

1925-26

Record: 11-5
 Conference: 7-5, 2nd RMC
 Home: 7-3
 Road: 4-2
 Long Win Streak: 4
 Long Loss Streak: 3
 Coach: E.L. Roberts

DATE	OPPONENT	SCORE	W/L
J 6	SE College (OK)	40-21	W
J 14	Apex	33-31	W
J 22	at Utah	22-21	W
J 23	at Utah	35-31	W
J 29	Utah State	31-49	L
J 30	Utah State	36-32	W
F 5	at Montana State	18-41	L
F 6	at Montana State	31-36	L
F 12	Utah	34-39	L
F 13	Utah	37-24	W
F 19	at Western State	53-22	W
F 20	at Western State	38-30	W
F 26	Utah State	52-43	W
F 27	Utah State	34-36	L
M 3	Montana State	52-33	W
M 4	Montana State	36-20	W

1926-27

Record: 5-14
 Conference: 1-11, 4th RMC

Home: 4-8
 Road: 1-5
 Long Win Streak: 1
 Long Loss Streak: 6
 Coach: E.L. Roberts

DATE	OPPONENT	SCORE	W/L
D 18	Dixie College	40-25	W
D 29	at Hinckley Academy	15-35	L
J 7	BY H.S.	22-24	L
J 8	BY H.S.	44-22	W
J 14	Arthur Academy	40-42	L
J 15	Alumni	47-33	W
J 21	at Utah State	47-50	L
J 22	at Utah State	34-62	L
J 28	Utah	39-42	L
J 29	Utah	35-37	L
F 4	at Montana State	37-64	L
F 5	at Montana State	33-49	L
F 12	Apex	50-22	W
F 18	Montana State	20-43	L
F 19	Montana State	38-53	L
F 25	at Utah	31-34	L
F 26	at Utah (OT)	40-34	W
M 4	Utah State	38-44	L
M 5	Utah State	35-42	L

1927-28

Record: 13-10
 Conference: 3-9, 4th RMC
 Home: 7-6
 Road: 6-4
 Long Win Streak: 9
 Long Loss Streak: 7
 Coach: E.L. Roberts

DATE	OPPONENT	SCORE	W/L
D 10	Arthur Academy	41-39	W
D 17	Oregon State	22-37	L
D 22	Ricks College	53-31	W
D 28	at Milford Academy	42-41	W
D 29	at Branch Academy	59-22	W
D 30	at Dixie College	30-24	W
D 31	at Dixie College	32-25	W
J 7	Branch AC	53-27	W
J 13	Milford AC	45-39	W
J 14	Milford Academy	45-34	W
J 14	Alumni	47-33	W
J 20	Montana State	41-43	L
J 21	Montana State	37-43	L
J 27	at Utah	37-30	W
J 28	at Utah	35-31	W
F 10	Utah State	49-34	W
F 11	Utah State	31-39	L
F 17	Utah	25-31	L
F 18	Utah	26-31	L
F	at Utah State	41-52	L
F	at Utah State	42-48	L
M	at Montana State	44-69	L
M	at Montana State	41-57	L

1928-29

Record: 20-10
 Conference: 6-6, T2nd RMC
 Home: 10-5
 Road: 10-4
 Neutral: 0-1
 Long Win Streak: 8
 Long Loss Streak: 2
 Coach: G. Ott Romney

DATE	OPPONENT	SCORE	W/L
D 8	Alumni	36-48	L
D 8	Vico Oil	38-37	W
D 14	Dixie College	34-24	W
D 14	Snow College	41-26	W
D 17	Colorado St. Col.	47-39	W
D 18	at Arthur Academy	42-60	L
D 26	v. North Dakota	50-53	L
D 28	North Dakota	42-26	W



D 29	North Dakota	31-30	W
J 2	at Los Angeles Academy	32-23	W
J 3	at Alhambra Academy	33-26	W
J 4	at Hollywood Academy	49-44	W
J 5	at Pacific Coast Academy	41-28	W
J 7	at Las Vegas Academy	42-26	W
J 9	Phillips	40-30	W
J 10	Phillips	38-51	L
J 18	Utah	41-38	W
J 19	Utah	49-45	W
J 23	at Montana Normal	77-25	W
J 24	at Montana Mines	29-25	W
J 25	at Montana State	36-72	L
J 26	at Montana State	37-67	L
F 1	at Utah State	53-45	W
F 2	at Utah State	46-34	W
F 8	at Utah	41-56	L
F 9	at Utah	53-37	W
F 18	Montana State	42-70	L
F 19	Montana State	57-66	L
M 1	Utah State	49-45	W
M 2	Utah State	50-52	L

1929-30

Record: 23-7
 Conference: 6-6, 3rd RMC
 Home: 12-2
 Road: 11-5
 Long Win Streak: 9
 Long Loss Streak: 2
 Coach: G. Ott Romney

DATE	OPPONENT	SCORE	W/L
D 4	38th Infantry	55-26	W
D 4	College All-Stars	63-44	W
D 11	Alumni	63-45	W
D 16	Wyoming	47-25	W
D 18	Wyoming	51-38	W
D 21	at UCLA	47-40	W
D 23	at UCLA	43-47	L
D 26	at Los Angeles	45-39	W
D 27	at Pacific Coast Acad.	34-33	W
D 28	at Hollywood Academy	79-50	W
D 30	at Occidental	47-43	W
J 2	at San Bernardino JC	49-23	W
J 3	at Dixie College	36-32	W



G. OTT ROMNEY
 Years: 1928-35 (7)
 Record: 139-71 (.662)

J 4	at Snow College	41-28	W
J 10	Nevada-Reno	44-26	W
J 11	Nevada-Reno	46-35	W
J 17	Utah State	37-39	L
J 18	Utah State	53-37	W
J 24	Montana State	43-69	L
J 25	Montana State	45-42	W
J 31	at Utah	49-53	L
F 1	at Utah	30-38	L
F 7	at Montana State	47-41	W
F 8	at Montana State	39-70	L
F 10	at Idaho State	51-33	W
F 14	at Utah State	49-36	W
F 15	at Utah State	41-55	L

F 21	Montana Miners	56-37	W
F 28	Utah	56-31	W
M 1	Utah	59-42	W

1930-31

Record: 20-13
 Conference: 7-5, T2nd RMC
 Home: 8-3
 Road: 12-10
 Long Win Streak: 4
 Long Loss Streak: 3
 Coach: G. Ott Romney

DATE	OPPONENT	SCORE	W/L
N 29	Alumni	57-49	W
D 5	Deseret News Academy	63-30	W
D 6	Alumni	80-68	W
D 11	at Rock Springs Academy	47-50	L
D 12	at Wyoming	36-37	L
D 13	at Wyoming	46-42	W
D 15	at Colo. St. College	42-29	W
D 17	at Henry's (Wichita)	29-61	L
D 19	at Butler	34-45	L
D 20	at Ill. Wesleyan	34-33	W
D 22	at Marquette	31-35	L
D 26	at John Carroll	58-27	W
D 27	at Western Reserve	42-27	W
D 29	at Michigan State	28-29	L
D 30	at Chicago	38-35	W
D 31	at St. Louis	37-32	W
J 1	at Wittenberg	36-43	L
J 3	at Cincinnati	41-27	W
J 5	Nebraska	55-44	W
J 8	Henry's (Wichita)	45-52	L
J 12	Montana State	63-52	W
J 13	Montana State (OT)	54-50	W
J 23	Utah (OT)	51-52	L
J 24	Utah	43-45	L
J 30	at Utah State	59-61	L
J 31	at Utah State	45-39	W
F 6	at Montana State	27-42	L
F 7	at Montana State	53-41	W
F 9	at Idaho State	76-34	W
F 20	Utah State	61-51	W
F 21	Utah State	53-40	W
F 27	at Utah	39-49	L
F 28	at Utah	57-49	W

1931-32

Record: 20-12
 Conference 8-4, T1st RMC
 Home: 11-3
 Road: 8-9
 Neutral: 1-0
 Long Win Streak: 5
 Long Loss Streak: 3
 Coach: G. Ott Romney

DATE	OPPONENT	SCORE	W/L
N 26	Utah St. Alumni	62-51	W
N 27	Utah Alumni	55-33	W
N 28	Alumni	58-36	W
D 4	Gila College	50-23	W
D 5	Gila College	52-28	W
D 11	at Wisconsin	16-32	L
D 12	at Loyola (Ill.)	30-35	L
D 14	at Marquette	39-32	W
D 15	at Iowa State	28-47	L
D 17	at Nebraska	31-27	W
D 19	at Creighton	36-41	L
D 21	at Wyoming	47-57	L
D 22	at Wyoming	31-61	L
D 28	Olson's Swedes	35-25	W
J 7	Henry's (Wichita)	43-30	W
J 8	Henry's (Wichita)	39-22	W
J 15	at Utah	44-36	W
J 16	at Utah	39-40	L
J 22	Utah State (OT)	45-47	L
J 23	Utah State	40-37	W
J 29	at Montana State	36-23	W

J 30	at Montana State	37-22	W
F 5	Utah	32-35	L
F 6	Utah	43-34	W
F 15	Montana State	48-26	W
F 16	Montana State	42-43	L
F 26	at Utah State	39-32	W
F 27	at Utah State	63-50	W
M 1	vs. Utah	35-33	W
M 3	at Wyoming	33-37	L
M 4	at Wyoming	28-29	L
M 5	at Wyoming	38-22	W

1932-33

Record: 20-7
 Conference: 9-3, 1st RMC
 Home: 9-4
 Road: 10-3
 Neutral: 1-0
 Long Win Streak: 6
 Long Loss Streak: 2
 Coach: G. Ott Romney

DATE	OPPONENT	SCORE	W/L
D 8	Alumni	47-26	W
D 8	Alumni	43-35	W
D 16	at Western State	58-20	W
D 17	at Western State	49-41	W
D 19	at Colo. St. College	38-33	W
D 20	at Colo. St. College	46-36	W
D 21	at Den. Piggly Wiggly	20-41	L
D 22	at Colorado College	43-30	W
D 23	at Colorado College	55-34	W
J 5	Henry's (Wichita)	30-47	L
J 6	Olson's Swedes	31-32	L
J 13	Utah	40-27	W
J 14	Utah	33-34	L
J 20	at Montana State	53-38	W
J 21	at Montana State	33-26	W
J 27	at Utah State	33-40	L
J 28	at Utah State	59-44	W
F 6	Montana State	42-29	W
F 7	Montana State	53-27	W
F 17	at Utah	43-42	W
F 18	at Utah	36-50	L
F 24	Utah State	37-30	W
F 25	Utah State	48-36	W
M 4	vs. Utah	43-26	W
M 9	Wyoming	25-35	L
M 10	Wyoming	37-33	W
M 11	Wyoming	41-39	W

1933-34

Record: 18-12
 Conference: 9-3, 1st RMC
 Home: 10-2
 Road: 8-8
 Neutral: 0-2
 Long Win Streak: 8
 Long Loss Streak: 4
 Coach: G. Ott Romney

DATE	OPPONENT	SCORE	W/L
D 6	Clark's Ins.	56-38	W
D 6	Alumni	56-51	W
D 11	Ogden Boosters	30-31	L
D 13	Denver Academy	47-50	L
D 18	Colorado College	43-27	W
D 19	Granite Mart	56-35	W
D 21	vs. Ogden Boosters	26-36	L
D 22	vs. S. California	33-36	L
D 26	at Den. Piggly Wiggly	25-49	L
D 27	at Denver	43-38	W
D 28	at Denver AC	36-35	W
D 29	at Colorado Col.	31-38	L
D 30	at Western State	51-42	W
J 1	at Western State	54-32	W
J 2	at Cook's Sp. Goods	59-26	W
J 12	Utah State	57-34	W
J 13	Utah State	42-35	W
J 19	Montana State	48-31	W

J 20	Montana State	52-37	W
J 26	at Utah	41-37	W
J 27	at Utah	30-43	L
F 9	Utah	45-31	W
F 10	Utah	40-28	W
F 16	at Utah State	48-37	W
F 17	at Utah State	35-43	L
F 23	at Montana State	44-30	W
F 24	at Montana State	23-32	L
M 8	at Wyoming	38-43	L
M 9	at Wyoming (OT)	44-47	L
M 10	at Wyoming	34-43	L

1934-35

Record: 18-10
 Conference: 6-6, 2nd RMC
 Home: 14-4
 Road: 3-6
 Neutral: 1-0
 Long Win Streak: 11
 Long Loss Streak: 4
 Coach: G. Ott Romney

DATE	OPPONENT	SCORE	W/L
N 21	Alumni	68-51	W
N 21	Alumni	51-53	L
N 30	Gibbs Ins.	65-26	W
N 30	Alumni	34-40	L
D 5	Pinney Beverage	49-33	W
D 10	CYO	63-37	W
D 13	Denver AC	29-36	L
D 20	at Creighton	48-38	W
D 21	at Colo. St. Col.	56-22	W
D 22	at Denver AC	33-41	L
D 28	Colorado St. Col.	46-35	W
D 29	vs. Colo. St. Col.	66-49	W
J 4	Branch AC	68-35	W
J 4	Dixie College	56-31	W
J 5	Branch AC	51-38	W
J 5	Dixie College	70-34	W
J 11	Utah	54-25	W
J 12	Utah	56-53	W
J 18	Montana State	62-28	W
J 19	Montana State	55-32	W
J 25	at Utah State	39-38	W
J 26	at Utah State	27-41	L
F 8	Utah State (OT)	47-48	L
F 9	Utah State	40-39	W
F 15	at Utah (OT)	46-50	L
F 16	at Utah	43-52	L
F 22	at Montana State	41-53	L
F 23	at Montana State	46-56	L

1935-36

Record: 16-9
 Conference: 6-6, 2nd RMC
 Home: 9-3
 Road: 7-6
 Long Win Streak: 7
 Long Loss Streak: 4
 Coach: Edwin R. Kimball

DATE	OPPONENT	SCORE	W/L
D 7	Alumni	72-52	W
D 13	Taylor Bros.	75-45	W
D 16	at Denver	45-49	L
D 17	at Nebraska	34-53	L
D 18	at Hastings	54-30	W
D 19	at Creighton	43-36	W
D 20	at Colorado Col.	38-41	L
D 21	at Colorado Col.	61-45	W
D 24	at Drake	63-38	W
D 28	Nebraska	46-39	W
D 30	Fresno State	63-54	W
D 31	Fresno State	72-41	W
J 4	Pac. States Pipe	75-16	W
J 10	at Montana State	45-40	W
J 11	at Montana State	40-42	L
J 17	Utah	42-34	W
J 18	Utah	47-42	W



ALL-TIME SEASON RESULTS



EDWIN R. KIMBALL
Years: 1935-36, 38-41 (4)
Record: 59-38 (.608)

27	Montana State	63-31	W
J 28	Montana State	39-42	L
F 7	Utah State	35-36	L
F 8	Utah State	33-37	L
F 14	at Utah	35-36	L
F 15	at Utah	37-36	W
F 21	at Utah State	39-32	W
F 22	at Utah State	41-51	L

1936-37

Record: 17-10
Conference: 5-7, T3rd RMC
Home: 8-3
Road: 8-6
Neutral: 1-1
Long Win Streak: 7
Long Loss Streak: 4
Coach: Fred "Buck" Dixon

DATE	OPPONENT	SCORE	W/L
D 5	Alumni	40-29	W
D 5	Alumni	58-31	W
D 11	Idaho State	30-24	W
D 12	Idaho State	34-35	L
D 18	vs. Western State	43-42	W
D 19	vs. Western State	39-42	L
D 21	Western State	66-35	W
D 30	at Loyola (Cal.)	32-35	L
J 2	at La Verne	66-21	W
J 4	at Fresno State	38-30	W
J 5	at Fresno State	45-44	W
J 6	at UC-Davis	38-28	W
J 7	at UC-Davis	33-32	W
J 8	at Nevada	42-38	W
J 9	at Nevada	36-24	W
J 15	Utah State	31-40	L
J 16	Utah State	49-35	W
J 22	Montana State	38-32	W
J 23	Montana State	42-37	W
J 29	at Utah	30-45	L
J 30	at Utah	40-41	L
F 5	at Montana State	33-71	L
F 6	at Montana State	45-55	L
F 12	at Utah State	55-45	W
F 13	at Utah State	38-47	L
F 19	Utah	35-43	L
F 20	Utah	36-31	W

1937-38

Record: 8-13
Conference: 4-8, 5th SC
Home: 7-6
Road: 1-7
Long Win Streak: 3
Long Loss Streak: 4
Coach: Fred "Buck" Dixon

DATE	OPPONENT	SCORE	W/L
D 11	Alumni	68-78	L
D 17	at Idaho State	30-38	L

J 7	Nevada	42-44	L
J 8	Alumni	59-57	W
J 14	at Denver	63-51	W
J 15	at Colorado	37-54	L
J 21	at Utah State	53-60	L
J 22	Utah	41-48	L
J 28	Colorado State	50-46	W
J 29	Colorado	49-55	L
F 11	at Wyoming	47-61	L
F 12	at Colorado State	39-45	L
F 19	Wyoming	38-49	L
F 25	Utah State	58-50	W
F 26	Denver	74-41	W
M 4	at Utah	43-54	L

1938-39

Record: 12-12
Conference: 4-8, T5th SC
Home: 8-3
Road: 4-8
Neutral: 0-1
Long Win Streak: 3
Long Loss Streak: 4
Coach: Edwin R. Kimball

DATE	OPPONENT	SCORE	W/L
D 10	Weber College	37-45	L
D 10	Alumni	43-42	W
D 13	Ecker Studio	55-47	W
D 19	at Montana	50-71	L
D 20	at Montana	54-47	W
D 21	at Montana State	50-46	W
D 22	at Montana State	38-43	L
D 23	at Idaho State	40-17	W
D 24	at Idaho State	34-25	W
D 27	Montana	50-46	W
D 28	vs. Montana	38-45	L
J 7	Utah State	46-54	L
J 13	at Colorado	33-44	L
J 14	at Wyoming	27-35	L
J 20	Utah	40-32	W
J 27	Montana State	69-35	W
F 7	Colorado	35-34	W
F 10	at Colorado State	43-44	L
F 11	at Denver	49-53	L



FRED "BUCK" DIXON
Years: 1936-38 (2)
Record: 25-23 (.521)

F 17	Denver	52-34	W
F 18	Wyoming	44-46	L
F 25	Colorado State	91-52	W
M 3	at Utah	47-52	L
M 4	at Utah State	38-53	L

1939-40

Record: 17-8
Conference: 7-5, T3rd SC
Home: 10-3

Road: 6-4
Neutral: 1-1
Long Win Streak: 6
Long Loss Streak: 2
Coach: Edwin R. Kimball

DATE	OPPONENT	SCORE	W/L
D 9	Weber College	47-43	W
D 9	Alumni	52-54	L
D 15	Idaho State	42-48	L
D 16	Provo Lions	53-41	W
D 16	Idaho State	59-31	W
D 19	at Ricks College	77-49	W
D 20	vs. Oregon State	30-57	L
D 21	vs. Oregon State	47-42	W
D 29	Provo Lions	61-53	W
D 30	at Weber College	70-35	W
J 2	Clark's Ins.	66-53	W
J 5	at Montana State	47-33	W
J 6	at Montana State	58-35	W
J 13	Colorado	47-75	L
J 19	at Colorado State	32-40	L
J 20	at Denver	54-44	W
J 26	Denver	63-48	W
J 27	Wyoming	34-29	W
F 3	Colorado State	62-42	W
F 9	at Utah	39-45	L
F 10	at Utah State	35-55	L
F 17	Utah State	49-43	W
F 23	Utah	52-41	W
M 1	at Colorado	43-64	L
M 2	at Wyoming	50-45	W

1940-41

Record: 14-9
Conference: 6-6, 4th SC
Home: 8-2
Road: 5-6
Neutral: 1-1
Long Win Streak: 5
Long Loss Streak: 2
Coach: Edwin R. Kimball

DATE	OPPONENT	SCORE	W/L
D 7	Weber College	50-16	W
D 7	Alumni	70-40	W
D 13	at Idaho State	39-27	W
D 14	at Idaho State	56-29	W
D 18	at St. Barb. St. Col.	47-39	W
D 19	at San Diego St.	45-49	L
D 20	at San Diego St.	40-42	L
D 27	vs. Montana	47-41	W
D 28	vs. Montana	44-48	L
J 3	Montana State	67-45	W
J 4	Montana State	67-45	W
J 10	Utah State	66-34	W
J 17	at Wyoming	45-46	L
J 18	at Colorado	31-34	L
J 24	Utah	27-32	L
F 14	Colorado	45-50	L
F 15	at Colorado State	40-36	W
F 21	at Denver (OT)	34-32	W
F 22	Denver	52-37	W
F 28	Wyoming	49-45	W
M 1	Colorado State	60-33	W
M 7	at Utah	39-50	L
M 8	at Utah State	47-48	L

1941-42

Record: 17-3
Conference: 9-3, T2nd SC
Home: 7-1
Road: 8-2
Neutral: 2-0
Long Win Streak: 13
Long Loss Streak: 1
Coach: Floyd Millet

DATE	OPPONENT	SCORE	W/L
D 6	Weber College	51-28	W

D 13	Idaho State	53-29	W
D 19	at Montana State	51-37	W
D 20	at Montana	46-34	W
D 22	at Montana State	64-48	W
D 23	at Idaho State	45-28	W
J 2	vs. Nevada	65-31	W
J 3	vs. Nevada	76-44	W
J 10	at Utah State	54-24	W
J 16	Wyoming	53-49	W
J 23	Denver	45-30	W
J 24	Colorado State	52-27	W
J 30	at Denver	46-34	W
J 31	at Wyoming	34-45	L
F 7	at Utah	50-42	W
F 14	Colorado	49-52	L
F 21	Utah State	57-52	W
F 27	at Colorado State	54-41	W
F 28	at Colorado	35-52	L
M 7	Utah	42-40	W

1942-43

Record: 15-7
Conference: 7-1, 1st SC
Home: 9-0
Road: 6-7
Long Win Streak: 9
Long Loss Streak: 3
Coach: Floyd Millet

DATE	OPPONENT	SCORE	W/L
N 28	Weber College	47-45	W
N 28	Alumni	52-35	W
D 9	at Canisius (OT)	50-49	W
D 12	at Long Island	40-43	L
D 15	at Temple	32-35	L
D 18	at Loyola (Ill.)	44-50	L
J 5	Carbon College	72-20	W
J 5	Snow College	78-38	W
J 12	Ecker Studio	39-30	W
J 15	at Utah State	38-43	L
J 16	at Utah State	58-41	W
J 22	at Snow College	74-43	W
J 29	Utah	41-30	W
J 30	Utah	41-29	W
F 5	at Weber College	53-51	W
F 12	at Utah	44-34	W
F 13	at Utah	47-45	W
F 19	Utah State	44-38	W
F 20	Utah State	63-59	W
F 25	at Wyoming	42-53	L
F 26	at Wyoming	43-47	L
F 27	at Wyoming	43-66	L

1943-44

Record: 3-2
Conference: None
Home: 1-0
Road: 2-2
Long Win Streak: 2
Long Loss Streak: 2
Coach: Floyd Millet

DATE	OPPONENT	SCORE	W/L
D 4	Alumni	57-54	W
D 11	at Canisius	45-36	W
D 14	at Long Island	41-56	L
D 18	at Albright	49-53	L
D 22	at Omaha	45-40	W

1944-45

Record: 11-12
Conference: None
Home: 4-5
Road: 7-6
Neutral: 0-1
Long Win Streak: 4
Long Loss Streak: 3
Coach: Floyd Millet

DATE	OPPONENT	SCORE	W/L
------	----------	-------	-----



FLOYD MILLETT
 Years: 1941-49 (8)
 Record: 104-77 (.575)

N 30	Alumni	28-60	L
D 2	Montana State	51-31	W
D 8	Kearns Depot	39-41	L
D 9	Ecker Studio	48-56	L
D 15	at Idaho State	35-45	L
D 16	at Idaho State	45-33	W
D 20	vs. Ecker Studio	41-61	L
D 29	at Pepperdine	51-56	L
D 30	at Pratt Aircraft	43-44	L
J 2	at Walker Bomb.	48-45	W
J 3	at Walker Bomb.	59-47	W
J 5	at U.S. Naval Hosp.	44-34	W
J 12	at Kearns Depot	47-42	W
J 19	at Wyoming	41-51	L
J 20	at Colorado	36-55	L
J 26	Utah	46-51	L
F 3	Utah State	50-41	W
F 13	Colorado	60-58	W
F 17	at Denver	61-50	W
F 23	Denver	70-31	W
F 24	Wyoming	34-39	L
M 3	at Utah	52-56	L
M 7	at Utah State	64-37	W

1945-46

Record: 12-13
 Conference: 6-6, T4th SC
 Home: 4-4
 Road: 6-7
 Neutral: 2-2
 Long Win Streak: 4
 Long Loss Streak: 3
 Coach: Floyd Millett

DATE	OPPONENT	SCORE	W/L
D 1	Alumni	61-62	L
D 6	vs. Wyoming	49-58	L
D 7	vs. Montana State	55-40	W
D 8	vs. Wyoming	37-52	L
D 10	vs. Idaho State	58-47	W
D 11	at Idaho State	54-47	W
	Clearfield Navy	60-16	W
D 21	at Kearns Depot	42-54	L
D 27	at Manhattan	53-43	W
J 1	at Canisius	62-52	W
J 3	at Northwestern	41-61	L
J 4	at Loyola (Ill.)	43-44	L
J 5	at Valparaiso	58-72	L
J 12	at Utah State	47-29	W
J 18	Wyoming	36-41	L
J 25	Denver	48-23	W
J 26	Colorado State	42-41	W
F 1	at Denver	37-36	W
F 2	at Wyoming	57-41	W
F 9	at Utah	28-46	L
F 16	Colorado	53-65	L
F 23	Utah State	64-48	W
M 2	at Colorado State	40-47	L

M 4	at Colorado	42-60	L
M 9	Utah	53-71	L

1946-47

Record: 9-16
 Conference: 3-9, 6th SC
 Home: 6-4
 Road: 1-11
 Neutral: 2-1
 Long Win Streak: 3
 Long Loss Streak: 5
 Coach: Floyd Millett

DATE	OPPONENT	SCORE	W/L
N 30	Alumni	70-54	W
D 4	at Northern Ariz.	41-54	L
D 5	vs. Arizona State	55-58	L
D 6	vs. Arizona State	52-33	W
D 11	Washington State	49-50	L
D 12	Washington State	44-38	W
D 14	Idaho State	50-39	W
D 20	vs. San Francisco+	45-36	W
D 21	at Nevada+	32-50	L
J 1	at Long Island	59-62	L
J 4	at Temple	57-55	W
J 6	at Western Ken.	44-62	L
J 7	at Western Ken.	40-59	L
J 17	at Colorado	44-56	L
J 18	at Denver	51-64	L
J 24	Wyoming	44-51	L
J 31	Colorado State	69-47	W
F 8	Utah	54-62	L
F 14	at Colorado State	44-51	L
F 15	at Wyoming	47-70	L
F 21	Colorado	47-36	W
F 22	Utah State	62-40	W
F 28	Denver	56-59	L
M 4	at Utah State	49-52	L
M 8	at Utah	66-82	L
	+ Reno Tournament		

1947-48

Record: 16-11
 Conference: 8-2, 1st SC
 Home: 9-0
 Road: 5-8
 Neutral: 2-3
 Postseason: 1-1
 Long Win Streak: 6
 Long Loss Streak: 4
 Coach: Floyd Millett

DATE	OPPONENT	SCORE	W/L
N 29	Alumni	65-54	W
	at Camp Monmouth	60-30	W
D 4	at CCONY (OT)	56-61	L
D 5	at Syracuse	52-74	L
D 6	at Niagara	54-53	W
D 8	at West Virginia	51-68	L
D 9	at Duquesne	39-51	L
D 15	Arizona State	46-45	W
D 16	Arizona State	48-45	W
D 26	vs. Arkansas+	65-58	W
D 27	vs. Syracuse+	45-53	L
D 30	vs. Idaho+	41-42	L
J 2	at Nevada	44-45	L
J 3	at Nevada	57-64	L
J 10	Ecuador	67-21	W
J 16	Denver	75-69	W
J 17	at Utah	65-63	W
J 23	at Denver	53-58	L
J 24	at Colorado State	64-51	W
J 26	at Wyoming	45-39	W
J 31	Utah State	66-47	W
F 7	Wyoming	57-42	W
F 16	Colorado State	79-48	W
F 21	Utah	55-51	W
F 28	at Utah State	65-68	L
M 8	vs. Delta St.# (OT)	66-61	W
M 10	vs. Indiana State#	68-82	L

+ Los Angeles Invitational
 # National Intercollegiate Tourn. (Kansas City)

1948-49

Record: 21-13
 Conference: 12-8, 4th SC
 Home: 10-2
 Road: 8-8
 Neutral: 3-3
 Postseason: 1-1
 Long Win Streak: 7
 Long Loss Streak: 3
 Vs. Ranked Teams: 3-2
 Coach: Floyd Millett

DATE	OPPONENT	SCORE	W/L
N 20	Alumni	64-49	W
N 26	at Idaho State	58-43	W
N 27	at Idaho State	52-46	W
D 4	at CCONY	57-70	L
D 6	at Muhlenberg	60-56	W
D 8	at Valparaiso	62-57	W
D 10	at La Salle	54-76	L
D 17	San Jose State	60-47	W
D 18	San Jose State	73-67	W
D 29	vs. Montana+	74-76	L
D 30	vs. Marshall+	64-83	L
J 3	vs. Nevada+	59-56	W
J 4	vs. Nevada+	61-57	W
J 10	Denver	48-50	L
J 14	at Wyoming	48-59	L
J 15	at Wyoming	38-58	L
J 17	at Denver	51-48	W
J 21	Utah State	60-51	W
J 22	Utah State	64-56	W
J 24	Wyoming	54-42	W
J 29	at No. 10 Utah	56-55	W
J 31	No. 10 Utah	65-45	W
F 4	at Colorado State	66-54	W
F 5	at Colorado State	54-62	L
F 7	at Denver	54-68	L
F 11	at Utah State	54-58	L
F 12	at Utah State	67-54	W
F 18	at No. 14 Utah	49-58	L
F 19	No. 14 Utah	52-54	L
F 21	No. 19 Wyoming	50-48	W
F 25	Colorado State	79-49	W
F 26	Colorado State	72-52	W
M 7	vs. N.W. Okla. St.#	79-50	W
M 8	vs. N.W. La. St.#	57-59	L
	+ Los Angeles Invitational		
	# NAIB Tournament (Kansas City)		

1949-50

Record: 22-12
 Conference: 14-6, 1st SC
 Home: 9-1
 Road: 10-9
 Neutral: 3-2
 Postseason: 1-1 NCAA
 Long Win Streak: 8
 Long Loss Streak: 5
 Vs. Ranked Teams: 3-0
 Coach: Stan Watts

DATE	OPPONENT	SCORE	W/L
D 2	at Idaho State	67-44	W
D 3	at Idaho State	83-56	W
D 8	at Regis	53-37	W
D 9	vs. Wyoming	57-54	W
D 10	at Denver	56-54	W
D 13	vs. Culver-Stockton*	69-57	W
D 15	at Pepperdine*	39-45	L
D 16	vs. Gonzaga*	41-46	L
D 29	at Beloit*	61-63	L
D 31	at Toledo*	51-66	L
	at Bowling Green	50-75	L
J 2	at Loyola (Ill.)	54-45	W
J 13	at Wyoming	39-46	L
J 14	at Wyoming	27-53	L

J 16	at Denver	63-45	W
J 20	Denver	55-39	W
J 21	Utah State	71-41	W
J 23	at Utah State	48-47	W
J 28	at Utah	71-51	W
J 30	Utah	61-51	W
F 3	Colorado State	46-42	W
F 4	Colorado State	58-45	W
F 10	at Denver	46-54	L
F 11	at Colorado State	30-40	L
F 13	at Colorado State	46-55	L
F 17	at Utah	42-56	L
F 18	Utah	56-46	W
F 24	at Utah State	60-46	W
F 25	Utah State	63-35	W
M 3	No. 18 Wyoming	55-44	W
M 4	No. 18 Wyoming	70-52	W
M 6	Denver	75-50	W
M 24	vs. Baylor#	55-56	L
M 25	vs. No. 7 UCLA#	83-62	W

* Los Angeles Invitational
 # NCAA (Kansas City)

1950-51

Record: 28-9
 Conference: 15-5, 1st SC
 Home: 13-1
 Road: 9-5
 Neutral: 6-3
 Postseason: 1-2 NCAA/3-0 NIT (NIT Champions)
 Long Win Streak: 9
 Long Loss Streak: 2
 Highest Rank: 11th AP
 Final Rank: 10th UPI, 11th AP
 Vs. Ranked Teams: 5-2
 Coach: Stan Watts

DATE	OPPONENT	SCORE	W/L
N 24	Regis	68-55	W
N 25	Regis	71-58	W
D 2	at Niagara	84-69	W
D 5	at CCONY	69-71	L
D 7	at E. Kentucky	63-58	W
D 9	at Marshall	70-57	W
D 19	Indiana State	75-72	W
D 20	Indiana State	79-58	W
D 27	vs. Utah*	49-58	L
D 29	vs. New Mexico*	64-56	W
D 30	vs. Colorado St.*	77-52	W
J 5	at Denver	53-47	W
J 6	at Denver	41-42	L
J 8	at No. 10 Wyoming	61-57	W
J 12	at Utah State	72-59	W
J 13	at Utah State	68-72	L
J 19	No. 13 Wyoming	64-58	W
J 20	No. 13 Wyoming	65-38	W
J 25	Denver	91-58	W
J 27	Denver	60-44	W
F 2	Utah State	83-57	W
F 3	Utah State	51-42	W
F 8	Colorado State	70-42	W
F 9	Colorado State	65-40	W
F 16	at Utah	73-60	W
F 17	Utah	49-54	L
F 23	at Colorado State	50-45	W
F 24	at Colorado State	60-51	W
F 26	at Wyoming	49-50	L
M 2	at Utah	58-67	L
M 3	Utah	69-50	W
M 12	vs. No. 10 St. Louis+	75-58	W
M 15	vs. Seton Hall+	69-59	W
M 17	vs. No. 13 Dayton+	62-43	W
M 21	vs. San Jose St.#	68-61	W
M 23	vs. No. 4 Kansas State#	54-64	L
M 24	vs. No. 15 Washington#	67-80	L

* Conference Tournament
 + NIT (New York)
 # NCAA (Kansas City)

1951-52



ALL-TIME SEASON RESULTS

Record: 14-10
 Conference: 9-5, 2nd SC
 Home: 8-2
 Road: 6-6
 Neutral: 0-2
 Long Win Streak: 5
 Long Loss Streak: 2
 Vs. Ranked Teams: 0-2
 Coach: Stan Watts

DATE	OPPONENT	SCORE	W/L
D 1	Arizona	68-62	W
D 3	at Hamline	62-72	L
D 6	at St. John's	52-66	L
D 8	at Niagara	53-48	W
D 10	at Syracuse	58-63	L
D 12	at Toledo	58-57	W
D 21	Santa Clara	64-59	W
D 22	Santa Clara	66-61	W
D 28	vs. No. 1 Kentucky*	64-84	L
D 29	vs. Villanova*	58-72	L
J 11	Denver	55-51	W
J 12	Montana	80-56	W
J 19	Colorado State	68-47	W
J 24	at Denver	59-53	W
J 26	at New Mexico	72-49	W
F 1	at Utah State	40-57	L
F 2	Utah	48-51	L
F 8	at Montana	50-47	W
F 15	Utah State	69-67	W
F 16	Wyoming	43-48	L
F 23	New Mexico	90-61	W
F 29	at Colorado State	75-65	W
M 1	at No. 16 Wyoming	49-55	L
M 8	at Utah	50-61	L

* Sugar Bowl Tournament

1952-53

Record: 22-8
 Conference: 11-3, 2nd SC
 Home: 12-0
 Road: 8-7
 Neutral: 2-1
 Postseason: 0-1 NIT
 Long Win Streak: 7
 Long Loss Streak: 2
 Vs. Ranked Teams: 1-1
 Coach: Stan Watts

DATE	OPPONENT	SCORE	W/L
N 28	at Idaho State	69-44	W
N 29	at Idaho State	65-47	W
D 5	Cal State-LA	82-49	W
D 6	Cal State-LA	56-37	W
D 12	San Francisco	53-52	W
D 16	Washington State	64-44	W
D 19	at Oregon State	69-66	W
D 20	at Oregon State	65-67	L
D 22	No. 17 St. Louis	86-69	W
D 27	at E. Kentucky	67-69	L



STAN WATTS

Years: 1949-72 (23)
 Record: 371-254 (.594)

D 29	vs. Duke*	69-68	W
D 30	vs. Wake Forest*	84-58	W
D 31	at No. 9 N.C. State*	59-75	L
J 3	at Utah State	72-66	W
J 8	at Denver	55-54	W
J 10	at New Mexico	73-57	W
J 16	at Montana	51-56	L
J 23	Wyoming	71-42	W
J 24	Colorado State	75-47	W
J 30	Montana	91-56	W
J 31	Utah State	77-60	W
F 7	at St. Mary's (Calif.)	78-50	W
F 8	at Santa Clara	64-72	L
F 14	Utah	62-50	W
F 21	at Utah	73-50	W
F 27	at Wyoming	59-63	L
F 28	at Colorado State	57-63	L
M 5	Denver	69-40	W
M 6	New Mexico	61-43	W
M 9	vs. Niagara+	76-82	L

* Dixie Classic
 + NIT (New York)

1953-54

Record: 18-11
 Conference: 9-5, 3rd SC
 Home: 12-2
 Road: 6-6
 Neutral: 0-3
 Postseason: 0-1 NIT
 Long Win Streak: 8
 Long Loss Streak: 4
 Highest Rank: 19th AP
 Vs. Ranked Teams: 0-1
 Coach: Stan Watts

DATE	OPPONENT	SCORE	W/L
D 4	Idaho State	70-59	W
D 5	Idaho State	63-50	W
D 11	TCU	59-48	W
D 12	TCU	71-61	W
D 18	Murray State	77-65	W
D 19	Murray State	89-66	W
D 22	San Francisco	68-61	W
D 26	at Manhattan*	75-58	W
D 28	vs. Duquesne*	47-69	L
D 30	vs. No. 13 La Salle*	62-74	L
J 2	at Bradley	50-77	L
J 5	at St. Louis	74-86	L
J 8	Denver	81-58	W
J 9	New Mexico	76-63	W
J 14	at Utah State	68-73	L
J 16	at Montana	71-62	W
J 22	Montana	62-54	W
J 23	Utah State	75-63	W
J 29	at Washington	89-79	W
J 30	at Washington	51-55	L
F 12	at Wyoming	47-63	L
F 13	at Colorado State	76-77	L
F 19	at Utah	85-76	W
F 20	Utah	64-70	L
F 26	Wyoming	51-42	W
F 27	Colorado State	69-71	L
M 4	at New Mexico	84-79	W
M 6	at Denver	69-57	W
M 8	vs. St. Francis PA+	68-81	L

* Holiday Festival
 + NIT (New York)

1954-55

Record: 13-13
 Conference: 10-4, 2nd SC
 Home: 9-3
 Road: 4-10
 Long Win Streak: 5
 Long Loss Streak: 3
 Vs. Ranked Teams: 1-1
 Coach: Stan Watts

DATE	OPPONENT	SCORE	W/L
------	----------	-------	-----

D 4	at Colorado	66-88	L
D 6	at Colorado	46-65	L
D 10	Washington	44-64	L
D 11	Washington (OT)	69-64	W
D 17	Baylor	78-66	W
D 18	Baylor	66-67	L
D 22	Michigan	70-60	W
D 30	at W. Kentucky	78-89	L
J 1	at Murray St. (OT)	85-86	L
J 4	at Manhattan	75-78	L
J 6	at New Mexico	92-62	W
J 8	at Denver	90-68	W
J 14	Montana	92-68	W
J 15	Utah State	58-62	L
J 21	at Colorado State	74-68	W
J 22	at Wyoming	60-68	L
J 28	at Oregon	71-82	L
J 29	at Oregon	76-81	L
F 11	No. 5 Utah (OT)	76-74	W
F 12	at No. 5 Utah	71-78	L
F 17	at Utah State	71-76	L
F 19	at Montana	63-62	W
F 25	Colorado State	94-65	W
F 26	Wyoming	75-62	W
M 4	Denver	78-62	W
M 5	New Mexico	74-48	W

1955-56

Record: 18-8
 Conference: 10-4, 2nd SC
 Home: 12-2
 Road: 5-6
 Neutral: 1-0
 Long Win Streak: 6
 Long Loss Streak: 2
 Highest Rank: 5th AP
 Vs. Ranked Teams: 0-2
 Coach: Stan Watts

DATE	OPPONENT	SCORE	W/L
D 2	UCLA	75-58	W
D 3	UCLA	67-65	W
D 9	Oregon	72-61	W
D 10	Oregon	83-52	W
D 16	Colorado	70-53	W
D 17	Colorado	84-53	W
D 21	at No. 2 N. Carolina St.	81-95	L
D 22	at Wake Forest	80-86	L
D 27	vs. Toledo*	89-70	W
D 28	at Detroit*	99-77	W
D 30	at Michigan	79-80	L
J 6	at Montana	73-64	W
J 13	Colorado State	61-49	W
J 14	Wyoming	74-48	W
J 21	No. 14 Oklahoma City	60-62	L
J 28	at Utah State	56-63	L
F 3	New Mexico	87-53	W
F 4	Denver	81-65	W
F 9	Utah State	92-62	W
F 11	at Utah	63-82	L
F 17	at Colorado State	59-70	L
F 18	at Wyoming	78-67	W
F 24	Utah	77-82	L
F 25	Montana	95-73	W
M 1	at New Mexico	75-69	W
M 3	at Denver	96-86	W

* Motor City Tournament

1956-57

Record: 19-9
 Conference: 11-3, 1st SC
 Home: 11-1
 Road: 6-6
 Neutral: 2-2
 Postseason: 1-1 NCAA
 Long Win Streak: 7
 Long Loss Streak: 3
 Highest Rank: 14th UPI
 Final Rank: 14th UPI
 Vs. Ranked Teams: 1-1

Coach: Stan Watts

DATE	OPPONENT	SCORE	W/L
N 20	Oregon State	55-62	L
D 1	Washington	70-66	W
D 6	at Iowa State	48-57	L
D 8	at Michigan State	61-79	L
D 14	at UCLA	69-74	L
D 15	at UCLA	59-58	W
D 21	Bowling Green	73-56	W
D 22	Bowling Green	78-69	W
D 26	at St. John's*	89-75	W
D 28	vs. Notre Dame*	66-91	L
D 29	vs. Ohio State	84-78	W
J 4	Montana	85-68	W
J 11	at Colorado State	66-61	W
J 12	at Wyoming	82-71	W
J 18	at Utah State	75-76	L
J 25	Utah State	93-76	W
J 26	St. Mary's (Calif.)	69-65	W
F 2	at Denver	74-65	W
F 4	at New Mexico	73-60	W
F 10	Utah	81-77	W
F 15	Colorado State	81-66	W
F 16	Wyoming	69-47	W
F 21	at Utah	66-88	L
F 23	at Montana	63-71	L
M 1	New Mexico	67-41	W
M 2	Denver	65-51	W
M 15	vs. No. 13 California#	59-86	L
M 16	vs. No. 16 Idaho State#	65-54	W

* Holiday Festival Tournament
 # NCAA (Corvallis)

1957-58

Record: 13-13
 Conference: 9-5, T2nd SC
 Home: 8-4
 Road: 5-9
 Long Win Streak: 8
 Long Loss Streak: 5
 Coach: Stan Watts

DATE	OPPONENT	SCORE	W/L
D 6	at Washington	45-43	W
D 7	at Washington	52-63	L
D 12	Iowa State	45-54	L
D 14	Portland	63-54	W
D 21	Oregon	55-63	L
D 23	Oregon	76-79	L
D 28	at Tennessee	68-83	L
	at Alabama	74-77	L
J 2	at Vanderbilt	56-89	L
J 3	at Loyola (L.A.)	90-84	W
J 10	at Montana	69-71	L
J 11	at Montana State	64-80	L
J 17	Colorado State	90-80	W
J 18	Wyoming	62-50	W
J 24	at Utah	81-67	W
J 31	at Utah State	67-55	W
F 1	Montana State	67-53	W
F 7	New Mexico	66-53	W
F 8	Denver	72-60	W
F 15	Utah State	69-66	W
F 21	at Wyoming	46-74	L
F 22	at Colorado State	49-74	L
F 27	Utah	56-74	L
M 1	Montana	81-73	W
M 6	at Denver	57-65	L
M 8	at New Mexico	77-54	W

1958-59

Record: 15-11
 Conference: 8-6, 4th SC
 Home: 11-2
 Road: 4-7
 Neutral: 0-2
 Long Win Streak: 5
 Long Loss Streak: 3
 Vs. Ranked Teams: 1-1

ALL-TIME SEASON RESULTS



Coach: Stan Watts

DATE	OPPONENT	SCORE	W/L
D 3	at Portland	77-72	W
D 5	at Oregon (OT)	75-79	L
D 6	at Oregon	67-71	L
D 12	Washington State	72-59	W
D 15	No. 3 Kansas State	77-68	W
D 19	Santa Clara	80-59	W
D 20	Santa Clara	75-65	W
D 22	St. Mary's (Calif.)	72-67	W
D 27	vs. Dartmouth*	75-88	L
D 29	vs. Seton Hall* (OT)	80-82	L
J 1	at Ohio State	81-100	L
J 3	at Dayton	70-62	W
J 10	Montana	82-59	W
J 16	at Colorado State	62-72	L
J 17	at Wyoming	73-71	W
J 23	No. 20 Utah	56-70	L
J 30	Utah State	77-54	W
F 5	at New Mexico	85-77	W
F 7	at Denver	90-101	L
F 14	at Utah State	67-74	L
F 20	Wyoming	78-43	W
F 21	Colorado State	88-63	W
F 26	Utah (OT)	74-76	L
F 28	at Montana	68-93	L
M 6	Denver	72-67	W
M 7	New Mexico	92-62	W

* Queen City Invitational

1959-60

Record: 8-17
 Conference: 5-9, 5th SC
 Home: 4-7
 Road: 3-10
 Neutral: 1-0
 Long Win Streak: 5
 Long Loss Streak: 1
 Vs. Ranked Teams: 0-5
 Coach: Stan Watts

DATE	OPPONENT	SCORE	W/L
D 4	Washington	54-52	W
D 5	Washington	52-60	L
D 11	at UCLA	42-62	L
D 12	at So. California	61-79	L
D 18	at Kansas State	55-86	L
D 19	at Kansas	64-96	L
D 21	Michigan State	79-75	W
D 22	No. 3 Ohio State	79-91	L
D 28	at Miami (Fla.)	93-110	L
D 29	vs. Florida	74-65	W
J 2	at Loyola (La.) (OT)	76-84	L
J 9	at Montana	63-58	W
J 15	Colorado State	51-53	L
J 16	Wyoming	73-52	W
J 22	at No. 7 Utah	69-76	L
J 29	at No. 9 Utah State	53-84	L
F 5	New Mexico	95-67	W
F 6	Denver	66-86	L
F 13	No. 7 Utah State	64-75	L
F 19	at Wyoming	75-70	W
F 20	at Colorado State	53-65	L
F 25	No. 5 Utah	75-87	L
F 27	Montana	67-87	L
M 3	at Denver	68-88	L
M 5	at New Mexico	75-69	W

1960-61

Record: 15-11
 Conference: 9-5, 3rd SC
 Home: 10-4
 Road: 4-6
 Neutral: 1-1
 Long Win Streak: 4
 Long Loss Streak: 2
 Vs. Ranked Teams: 1-1
 Coach: Stan Watts

DATE	OPPONENT	SCORE	W/L
D 2	at Washington	65-63	W
D 3	at Washington	54-74	L
D 9	Oklahoma	56-60	L
D 10	Miami (Fla.)	112-80	W
D 12	TCU	74-65	W
D 15	Memphis State	72-75	L
D 17	New Mexico State	65-69	L
D 20	No. 20 Kansas	80-70	W
D 22	Kent State	66-51	W
D 27	at No. 5 Louisville	67-95	L
D 29	vs. Citadel*	83-94	L
D 30	vs. Louisiana St.*	67-57	W
J 7	Montana	74-66	W
J 13	at Colorado State	49-73	L
J 14	at Wyoming	71-79	L
J 20	Utah	91-86	W
J 27	Utah State	75-57	W
F 2	at New Mexico	97-76	W
F 4	at Denver	89-60	W
F 13	at Utah State	73-94	L
F 17	Wyoming	89-80	W
F 18	Colorado State	58-65	L
F 23	at Utah	80-95	L
F 25	at Montana	72-64	W
M 3	Denver	74-67	W
M 4	New Mexico	70-65	W

* Poinsettia Tournament

1961-62

Record: 10-16
 Conference: 5-9, 4th SC
 Home: 8-4
 Road: 2-12
 Long Win Streak: 2
 Long Loss Streak: 3
 Coach: Stan Watts

DATE	OPPONENT	SCORE	W/L
D 1	UCLA	68-66	W
D 2	UCLA	86-83	W
D 8	at Santa Clara	53-64	L
D 9	at Santa Clara	55-72	L
D 15	at Oklahoma State	44-61	L
D 16	at Oklahoma	81-74	W
D 18	Air Force	66-68	L
D 20	San Jose State*	54-60	W
D 22	Pacific	69-67	W
D 27	at New Mexico St.	64-70	L
D 29	at Arizona	58-60	L
D 30	at Arizona State	54-94	L
J 6	at Montana	63-59	W
J 12	Wyoming	73-63	W
J 13	Colorado State	69-75	L
J 23	at Utah	89-94	L
J 26	at Utah State	69-88	L
F 2	Denver	98-73	W
F 3	New Mexico	76-74	W
F 10	Utah State	70-80	L
F 15	at Colorado State	65-73	L
F 17	at Wyoming	71-87	L
F 22	Montana	80-66	W
F 24	Utah	101-106	L
M 1	at New Mexico	70-80	L
M 3	at Denver	88-91	L

* SJSU forfeited game

1962-63

Record: 12-14
 Conference: 6-4, 2nd WAC
 Home: 7-7
 Road: 4-7
 Neutral: 1-0
 Long Win Streak: 4
 Long Loss Streak: 5
 Vs. Ranked Teams: 0-3
 Coach: Stan Watts

DATE	OPPONENT	SCORE	W/L
N 30	at Oregon	80-75	W

D 1	Oregon	62-80	L
D 7	Oklahoma City	71-79	L
D 8	Oklahoma City	61-70	L
D 14	Wichita State	61-67	L
D 15	Wichita State (OT)	89-91	L
D 21	Baylor	79-65	W
D 22	Baylor	75-57	W
D 26	at La Salle*	84-73	W
D 28	vs. Providence*	81-78	W
D 29	at St. Joseph's*	64-76	L
D 31	at No. 2 Ohio State	91-97	L
J 2	at Memphis State	76-99	L
J 5	at Utah State	58-69	L
J 11	at No. 3 Arizona State	84-89	L
J 12	at Arizona	80-75	W
J 19	Utah	71-53	W
J 26	Utah State	67-70	L
F 2	Montana	83-80	W
F 8	New Mexico	76-73	W
F 9	Wyoming	89-77	W
F 15	Arizona	77-72	W
F 16	No. 5 Arizona State	87-104	L
F 23	at Utah	100-106	L
F 28	at Wyoming	80-76	W
M 2	at New Mexico	59-84	L

1963-64

Record: 13-12
 Conference: 5-5, 3rd WAC
 Home: 7-4
 Road: 4-7
 Neutral: 2-1
 Long Win Streak: 4
 Long Loss Streak: 3
 Vs. Ranked Teams: 0-1
 Coach: Stan Watts

DATE	OPPONENT	SCORE	W/L
D 6	at UCLA	71-113	L
D 7	at So. California	74-67	W
D 12	Oklahoma State	64-71	L
D 14	Air Force	61-65	L
D 20	Rice	89-78	W
D 23	Michigan State	95-90	W
D 27	vs. Seattle*	77-74	W
D 28	vs. Oregon*	80-70	W
D 30	vs. No. 9 Oregon State	58-68	L
J 2	at Montana	89-65	W
J 4	at Montana State	96-83	W
J 10	New Mexico	57-59	L
J 11	Wyoming	96-91	W
J 18	at Denver	65-71	L
J 25	at Utah State	90-105	L
J 31	Utah State	73-90	L
F 1	Denver	57-56	W
F 8	at Utah	89-91	L
F 14	at Arizona State	85-110	L
F 15	at Arizona	67-80	L
F 22	Utah	75-72	W
F 28	Arizona State	106-90	W
F 29	Arizona	84-71	W
M 5	at New Mexico	80-84	L
M 7	at Wyoming	96-90	W

1964-65

Record: 21-7
 Conference: 8-2, 1st WAC
 Home: 13-2
 Road: 6-4
 Neutral: 2-1
 Postseason: 0-2 NCAA
 Long Win Streak: 7
 Long Loss Streak: 2
 Highest Rank: 9th AP
 Final Rank: 9th AP
 Vs. Ranked Teams: 0-3
 Coach: Stan Watts

DATE	OPPONENT	SCORE	W/L
D 4	Oregon	99-70	W
D 5	Oregon	98-79	W
D 11	at No. 2 Wichita State	76-93	L
D 12	at No. 2 Wichita State	65-81	L
D 18	Santa Clara	102-82	W
D 19	Santa Clara	109-80	W
D 22	Ohio State	112-71	W
D 28	vs. Creighton*	109-74	W
D 29	vs. DePaul*	75-84	L
D 30	vs. Xavier*	115-103	W
J 6	Seattle	92-72	W
J 9	at Utah State	99-90	W
J 15	at Arizona	73-75	L
J 16	at Arizona State	111-102	W
J 23	Utah	98-67	W
J 29	at Air Force	110-77	W
J 30	at Denver	96-85	W
F 4	Marquette	91-64	W
F 6	Utah State	89-80	W
F 11	at Wyoming	96-94	W
F 13	at New Mexico	70-89	L
F 20	at Utah	108-99	W
F 26	Arizona	92-88	W
F 27	Arizona State	104-91	W
M 5	Wyoming	102-87	W
M 6	New Mexico	70-67	W
M 13	No. 2 UCLA#	76-100	L
M 14	Oklahoma City#	102-112	L

* All College Tournament
 # NCAA (Provo)

1965-66

Record: 20-5
 Conference: 6-4, 2nd WAC
 Home: 10-1
 Road: 5-5
 Neutral: 5-0
 Postseason: 3-0 (NIT Champions)
 Long Win Streak: 6
 Long Loss Streak: 2
 Highest Rank: 6th AP
 Vs. Ranked Teams: 1-0
 Coach: Stan Watts

DATE	OPPONENT	SCORE	W/L
D 3	Illinois	109-98	W
D 4	Houston	111-82	W
D 10	at Americas (exh.)	123-66	W
D 17	at Santa Clara	103-85	W
D 18	at Santa Clara	87-79	W
D 21	No. 2 St. Joseph's	103-83	W
D 27	at La Salle	69-71	L
D 29	vs. St. Bonaventure	99-87	W
D 30	vs. Cornell	105-92	W
J 7	Arizona State	95-81	W
J 8	Arizona	87-74	W
J 13	at New Mexico	78-81	L
J 15	at Wyoming	101-107	L
J 22	Utah State	115-81	W
F 5	at Utah	94-93	W
F 11	at Utah State	96-88	W
F 12	Denver	102-76	W
F 18	at Arizona State	94-101	L
F 19	at Arizona	62-76	L
F 25	New Mexico	89-60	W
F 26	Wyoming	98-90	W
M 5	Utah	115-100	W
M 14	vs. Temple+	90-78	W
M 17	vs. Army+	66-60	W
M 19	vs. NYU+	97-84	W

+ NIT (New York)

1966-67

Record: 14-10
 Conference: 8-2, 1st WAC
 Home: 10-0
 Road: 3-7
 Neutral: 1-3
 Long Win Streak: 5



ALL-TIME SEASON RESULTS

Long Loss Streak: 2
 Highest Rank: 7th AP
 Vs. Ranked Teams: 1-2
 Coach: Stan Watts

DATE	OPPONENT	SCORE	W/L
D 2	New Mexico State	97-66	W
D 9	Denver	87-64	W
D 10	St. Mary's (Calif.)	108-57	W
D 16	at Seattle (OT)	83-85	L
D 17	at Oregon State	76-92	L
D 20	Loyola (Ill.)	113-98	W
D 26	vs. St. Joseph's*	61-67	L
D 27	vs. St. Bonaventure*	96-84	W
D 30	at No. 8 St. John's*	73-76	L
J 2	at Marquette	70-81	L
J 6	Utah State	92-66	W
J 13	at Arizona	77-64	W
J 14	at Arizona St. (OT)	78-74	W
J 20	Wyoming	97-75	W
J 21	No. 9 New Mexico	89-73	W
J 28	vs. No. 6 UTEP	76-85	L
F 4	at Utah State	88-113	L
F 11	at Utah	64-62	W
F 17	Utah	61-60	W
F 23	at New Mexico	75-97	L
F 25	at Wyoming	56-67	L
M 3	Arizona State	110-93	W
M 4	Arizona	70-58	W
M 11	vs. Wyoming	63-70	L

1967-68

Record: 13-12
 Conference: 4-6, T4th WAC
 Home: 8-2
 Road: 2-10
 Neutral: 3-0
 Long Win Streak: 3
 Long Loss Streak: 3
 Vs. Ranked Teams: 0-3
 Coach: Stan Watts

DATE	OPPONENT	SCORE	W/L
D 2	at Denver	88-78	W
D 4	Texas Tech	72-58	W
D 9	Texas	63-50	W
D 14	at Illinois	55-63	L
D 16	at No. 2 Houston	69-102	L
D 22	Santa Clara	75-80	L
D 23	Santa Clara	91-46	W
D 28	vs. Xavier*	87-75	W
D 29	vs. Virginia Tech*	97-64	W
D 30	at Oklahoma City*	88-91	L
J 1	at St. Joseph's	74-88	L
J 6	Utah State	104-98	W
J 12	Arizona	72-62	W
J 13	Arizona State	94-78	W
J 18	at Wyoming	70-81	L
J 20	at No. 6 New Mexico	69-84	L
J 26	vs. UTEP	81-59	W
J 27	at Loyola (Ill.)	65-67	L
F 1	at Utah State	118-103	W
F 10	at Utah	89-91	L
F 16	No. 5 New Mexico	67-76	L
F 17	Wyoming	101-77	W
F 24	Utah	93-90	W
M 1	at Arizona State	97-99	L
M 2	at Arizona	85-96	L

1968-69

Record: 16-12
 Conference: 6-4, T1st WAC
 Home: 11-1
 Road: 2-9
 Neutral: 3-2
 Postseason: 0-1 NCAA
 Long Win Streak: 5
 Long Loss Streak: 2

Vs. Ranked Teams: 0-2
 Coach: Stan Watts

DATE	OPPONENT	SCORE	W/L
N 30	So. California	95-86	W
D 5	at New Mexico St.	65-83	L
D 7	Seattle	102-90	W
D 13	at San Francisco*	75-79	L
D 14	vs. No. 12 Houston*	75-98	L
D 20	Oregon State	89-67	W
D 21	Denver	97-67	W
D 23	Syracuse	73-77	L
D 26	vs. California ^	82-74	W
D 28	vs. Oregon ^ (OT)	74-82	L
D 30	vs. Oregon State ^	69-64	W
J 3	at Stanford	95-89	W
J 4	at Stanford	78-94	L
J 11	at Utah State	84-91	L
J 16	Wyoming	89-78	W
J 18	New Mexico	75-65	W
J 23	at Arizona	70-76	L
J 25	at Arizona State	94-109	L
J 30	Utah State	113-82	W
F 1	St. Francis	98-85	W
F 8	Utah	73-67	W
F 13	Arizona St.	102-89	W
F 15	Arizona	70-66	W
F 22	at Utah	85-98	L
F 27	at New Mexico (OT)	77-71	W
M 1	at Wyoming	69-79	L
M 5	vs. Wyoming	95-82	W
M 8	at New Mexico St.#	62-74	L

* Cable Car Classic
 ^ Far West Classic
 # NCAA (Las Cruces)

1969-70

Record: 8-18
 Conference: 4-10, 7th WAC
 Home: 6-6
 Road: 1-10
 Neutral: 1-2
 Long Win Streak: 2
 Long Loss Streak: 7
 Vs. Ranked Teams: 0-2
 Coach: Stan Watts

DATE	OPPONENT	SCORE	W/L
D 5	California	98-79	W
D 6	California	75-77	L
D 11	No. 3 New Mexico St. (OT)	78-80	L
D 13	San Jose State	92-77	W
D 18	at Texas Tech	88-81	W
D 20	at Texas (2OT)	73-76	L
D 22	at Denver	56-73	L
D 27	vs. Cornell*	62-68	L
D 29	vs. Georgia* (2OT)	89-82	W
D 30	vs. Wake Forest*	93-108	L
J 3	at Utah	76-82	L
J 8	at Arizona	77-90	L
J 10	at Arizona State	88-98	L
J 15	at Utah State	94-97	L
J 24	Utah	81-91	L
J 29	New Mexico	77-90	L
J 31	UTEP	87-72	W
F 5	at Colorado State	71-94	L
F 7	at Wyoming	73-98	L
F 12	Arizona State	97-91	W
F 13	Arizona	93-78	W
F 19	Wyoming	71-73	L
F 21	Colorado State	96-84	W
F 26	at UTEP	70-81	L
F 28	at New Mexico	68-82	L
M 4	No. 18 Utah State	73-86	L

1970-71

Record: 18-11
 Conference: 10-4, 1st WAC
 Home: 12-0

Road: 5-9
 Neutral: 1-2
 Postseason: 0-2 NCAA
 Long Win Streak: 5
 Long Loss Streak: 3
 Highest Rank: 20th AP
 Final Rank: 20th AP
 Vs. Ranked Teams: 3-3
 Coach: Stan Watts

DATE	OPPONENT	SCORE	W/L
D 4	Stanford	70-62	W
D 5	Stanford	85-64	W
D 7	New Mexico State	86-75	W
D 11	at No. 9 So. California	65-101	L
D 12	at Oregon State	80-99	L
D 14	at Seattle	80-99	L
D 16	Denver	100-72	W
D 19	No. 15 Utah State	111-83	W
D 22	at Santa Clara*	68-67	W
D 29	vs. No. 11 Villanova* (OT)	102-93	W
D 30	at Hawaii* ⁱ	90-94	L
J 8	at New Mexico	72-62	W
J 9	at UTEP	64-66	L
J 15	Colorado State	75-73	W
J 17	Wyoming	82-68	W
J 23	at No. 12 Utah State	70-72	L
J 28	at Arizona State	86-87	L
J 30	at Arizona	76-81	L
F 6	Utah	103-89	W
F 11	UTEP	75-48	W
F 13	New Mexico	70-68	W
F 19	at Wyoming	72-78	L
F 20	at Colo. St. (2OT)	98-92	W
F 26	Arizona	95-83	W
F 27	Arizona State	83-74	W
M 6	at Utah	98-87	W
M 13	at No. 16 Utah State	91-82	W
M 18	vs. No. 1 UCLA#	73-91	L
M 20	vs. Pacific#	81-84	L

* Rainbow Classic
 # NCAA (Salt Lake City)

1971-72

Record: 21-5
 Conference: 12-2, 1st WAC
 Home: 12-0
 Road: 7-3
 Neutral: 2-2
 Postseason: 0-1 NCAA
 Long Win Streak: 10
 Long Loss Streak: 1
 Highest Rank: 6th AP
 Final Rank: 9th AP
 Vs. Ranked Teams: 0-2
 Coach: Stan Watts

DATE	OPPONENT	SCORE	W/L
D 3	Kansas State*	78-72	W
D 4	St. Joseph's*	73-72	W
D 9	New Mexico State	90-80	W
D 11	Creighton	96-68	W
D 15	at Oklahoma State	84-74	W
D 17	at Kansas ^	67-83	L
D 19	vs. Cincinnati ^	82-79	W
D 22	at Utah State	87-84	W
D 28	vs. No. 7 Indiana+	50-61	L
D 29	vs. Rice+	96-73	W
J 7	Arizona State	111-102	W
J 8	Arizona	88-67	W
J 15	at Utah	67-61	W
J 22	Utah State	101-82	W
J 27	at Colorado State	75-68	W
J 29	at Wyoming	101-74	W
F 3	New Mexico	70-62	W
F 5	UTEP (2OT)	57-53	W
F 11	at Arizona	86-78	W
F 12	at Arizona State	95-99	L
F 19	Utah	79-66	W
F 25	Wyoming	70-56	W

F 26 Colorado State 105-85 W
 M 3 at UTEP 69-73 L
 M 4 at New Mexico 61-60 W
 M 11 vs. No. 5 LBSU# (OT) 90-95 L
 * BYU Basketball Classic
 ^ Jayhawk Classic
 + Old Dominion Classic
 # NCAA (Pocatello)

1972-73

Record: 19-7
 Conference: 9-5, T2nd WAC
 Home: 11-3
 Road: 5-3
 Neutral: 3-1
 Long Win Streak: 9
 Long Loss Streak: 2
 Highest Rank: 12th AP
 Vs. Ranked Teams: 2-1
 Coach: Glenn Potter

DATE	OPPONENT	SCORE	W/L
D 1	Santa Clara	84-73	W
D 2	Santa Clara	64-66	L
D 7	vs. No. 18 Michigan	83-77	W
D 9	Wisconsin-Mil.	101-83	W
D 13	Oklahoma State	96-69	W
D 16	Utah State	88-80	W
D 22	Cal-State Ful.	89-68	W
D 28	vs. Texas A&M*	83-81	W
D 29	vs. No. 12 Florida State*	80-77	W
D 30	vs. No. 6 LBSU*	89-101	L
J 5	Colorado St. (OT)	86-93	L
J 6	Wyoming	62-58	W
J 11	at New Mexico	62-69	L
J 12	at UTEP	56-55	W
J 17	Niagara	93-83	W
J 20	at Utah State	79-69	W
J 25	Arizona	93-79	W
J 27	Arizona State	81-67	W
F 3	Utah	89-73	W
F 9	at Wyoming	67-54	W
F 10	at Colorado State	78-74	W
F 15	UTEP	48-43	W
F 17	New Mexico	66-76	L
F 23	at Arizona State	90-86	W
F 24	at Arizona	94-100	L
M 3	at Utah	71-86	L

* All College Tournament

1973-74

Record: 11-15
 Conference: 6-8, 6th WAC
 Home: 6-4
 Road: 3-10
 Neutral: 2-1
 Long Win Streak: 3
 Long Loss Streak: 4
 Vs. Ranked Teams: 1-3
 Coach: Glenn Potter

DATE	OPPONENT	SCORE	W/L
N 30	Weber State	77-76	W
D 1	Idaho State	83-82	W
D 7	at New Mexico St.	72-78	L
D 8	at New Mexico St.	74-93	L
D 13	at Denver	97-87	W
D 15	at No. 15 Kansas State	85-95	L
D 17	at Creighton in Omaha	86-99	L
D 22	Utah State	86-87	L
D 26	vs. No. 7 Indiana*	52-96	L
D 28	vs. Army*	81-72	W
D 29	vs. West Virginia*	85-83	W
J 4	at UTEP	62-58	W
J 5	at No. 12 New Mexico	75-84	L
J 12	at Utah	86-104	L
J 19	at Utah State	86-93	L
J 25	No. 20 Arizona State	89-71	W
J 26	Arizona	91-93	L
J 31	at Colorado State	52-69	L

ALL-TIME SEASON RESULTS



F 2	at Wyoming (OT)	78-75	W
F 7	New Mexico	77-96	L
F 9	UTEP	56-54	W
F 16	Utah	74-89	L
F 21	at Arizona	90-118	L
F 23	at Arizona State	77-100	L
F 28	Wyoming	74-62	W
M 2	Colorado State	70-69	W

* Far West Classic

1974-75

Record: 12-14
 Conference: 5-9, 6th WAC
 Home: 9-6
 Road: 3-8
 Long Win Streak: 3
 Long Loss Streak: 4
 Vs. Ranked Teams: 1-4
 Coach: Glenn Potter

DATE	OPPONENT	SCORE	W/L
N 29	Texas	80-72	W
D 6	at Weber State	63-76	L
D 7	Wichita State	69-80	L
D 13	at San Francisco	84-103	L
D 14	at Seattle	85-72	W
D 20	Rhode Island	82-49	W
D 21	Denver	90-89	W
D 28	Utah State	79-83	L
D 30	Bradley	100-87	W
D 31	Davidson	90-76	W
J 4	NE Louisiana	100-81	W
J 10	No. 12 Arizona State	80-110	L
J 11	No. 10 Arizona	66-83	L
J 18	at Utah	73-91	L
J 24	at UTEP	60-86	L
J 25	at New Mexico	96-78	W
F 1	at Utah State	84-92	L
F 7	Colorado State	88-75	W
F 8	Wyoming	75-73	W
F 14	at No. 19 Arizona	81-97	L
F 15	at No. 8 Arizona State	79-99	L
F 22	Utah	73-79	L
F 28	New Mexico (OT)	72-77	L
M 1	No. 15 UTEP	65-54	W
M 7	at Wyoming	67-64	W
M 8	at Colorado State	81-92	L

1975-76

Record: 12-14
 Conference: 6-8, T5th WAC
 Home: 7-5
 Road: 4-9
 Neutral: 1-0
 Long Win Streak: 3
 Long Loss Streak: 5
 Coach: Frank Arnold



GLENN POTTER
 Years: 1972-75 (3)
 Record: 42-36 (.538)

DATE	OPPONENT	SCORE	W/L
D 4	at Pacific	66-71	L
D 6	at Pacific	89-62	W
D 12	Long Beach State*	84-76	W
D 13	St. John's*	65-78	L
D 17	at Utah State	76-87	L
D 19	Nevada-Reno	85-76	W
D 20	Weber State	89-80	W
D 22	at New Mexico St.	79-90	L
D 29	vs. Texas ^ (OT)	91-86	W
D 30	at Old Dominion ^	80-77	W
J 2	at Niagara	60-75	L
J 10	Utah State	73-75	L
J 16	at Arizona	78-79	L
J 17	at Arizona State	68-83	L
J 24	Utah	74-76	L
J 30	New Mexico	81-67	W
J 31	UTEP	56-57	L
F 6	at Wyoming	94-80	W
F 7	at Colorado State	84-93	L
F 13	Arizona State	93-89	W
F 14	Arizona (OT)	79-74	L
F 21	at Utah	84-83	W
F 26	at UTEP	50-51	L
F 28	at New Mexico	74-79	L
M 5	Colorado State	81-85	L
M 6	Wyoming	82-60	W

* Cougar Classic
 ^ Old Dominion Classic

1976-77

Record: 12-15
 Conference: 4-10, 7th WAC
 Home: 6-6
 Road: 4-9
 Neutral: 2-0
 Long Win Streak: 3
 Long Loss Streak: 5
 Vs. Ranked Teams: 0-4
 Coach: Frank Arnold

DATE	OPPONENT	SCORE	W/L
N 26	Idaho State	102-84	W
N 27	at Weber State	75-96	L
D 1	Boise State	76-75	W
D 4	at Utah State (OT)	93-95	L
D 10	Seattle*	91-65	W
D 11	Niagara*	65-52	W
D 18	at Davidson	89-61	W
D 20	at No. 11 N. Carolina	93-113	L
D 22	at Wichita State	63-69	L
D 27	vs. St. Joseph's ^	68-56	W
D 29	at Oklahoma City ^	68-78	L
D 30	vs. California ^	75-70	W
J 8	Utah State	85-77	W
J 14	Colorado State	41-49	L
J 15	Wyoming	97-64	W
J 20	at Arizona St. (OT)	84-86	L
J 22	at No. 16 Arizona	85-113	L
J 27	UTEP	54-62	L
J 29	New Mexico	65-73	L
F 5	at Utah	61-81	L
F 10	at Wyoming	82-72	W
F 12	at Colorado State	67-78	L
F 17	No. 17 Arizona	62-64	L
F 19	Arizona State	65-84	L
F 25	at New Mexico	88-80	W
F 26	at UTEP	65-63	W
M 5	No. 20 Utah	54-67	L

* Cougar Classic
 ^ All College Tournament

1977-78

Record: 12-18
 Conference: 6-8, T4th WAC
 Home: 9-4
 Road: 3-12
 Neutral: 0-2
 Long Win Streak: 3
 Long Loss Streak: 4

Vs. Ranked Teams: 0-4
 Coach: Frank Arnold

DATE	OPPONENT	SCORE	W/L
N 26	at UCLA	73-75	L
N 28	Long Beach State	100-91	W
N 29	at Nevada-Reno	66-100	L
D 3	at Idaho State	87-94	L
D 9	Montana*	72-76	L
D 10	Cal-St. Fullerton*	75-80	L
D 14	McNeese State	78-68	W
D 16	at Illinois	74-81	L
D 17	at Bradley	86-79	W
D 21	at Utah State	89-91	L
D 23	at San Diego St.	88-104	L
D 28	vs. No. 2 N. Carolina ^	81-94	L
D 29	vs. Rhode Island ^	87-92	L
D 30	at Hawaii ^	88-78	W
J 3	Weber State	81-76	W
J 7	Utah State (2OT)	85-84	W
J 12	at Wyoming	82-89	L
J 14	at Colorado State	66-76	L
J 19	Arizona	87-86	W
J 21	Arizona State	96-89	W
J 26	at No. 10 New Mexico	82-95	L
J 28	at UTEP (OT)	78-76	W
F 4	Utah	76-89	L
F 10	Colorado State	98-81	W
F 11	Wyoming	76-56	W
F 16	at Arizona State	75-76	L
F 18	at Arizona	90-104	L
F 23	UTEP	73-64	W
F 25	No. 5 New Mexico	66-71	L
M 4	at No. 19 Utah	74-81	L

* Cougar Classic
 ^ Rainbow Classic

1978-79

Record: 20-8
 Conference: 10-2, 1st WAC
 Home: 14-0
 Road: 5-6
 Neutral: 1-2
 Postseason: 0-1 NCAA
 Long Win Streak: 5
 Long Loss Streak: 2
 Vs. Ranked Teams: 0-2
 Coach: Frank Arnold

DATE	OPPONENT	SCORE	W/L
N 24	Hawaii	93-69	W
N 25	Portland State	111-82	W
D 1	at Baylor	92-86	W
D 2	at No. 13 Texas	57-96	L
D 6	Utah State	99-80	W
D 8	St. Joseph's*	90-71	W
D 9	Purdue*	76-64	W
D 14	at Rhode Island	76-85	L
D 16	at St. John's	83-90	L
D 21	Harvard	113-72	W
D 23	Oral Roberts	120-104	W
D 29	vs. Georgia Tech ^	81-83	L
D 30	vs. Houston ^	84-77	W
J 4	Denver	92-53	W
J 6	at Utah State	68-84	L
J 11	UTEP	80-56	W
J 13	New Mexico	100-83	W
J 20	at Utah	90-76	W
J 25	at Colorado State	98-83	W
J 27	at Wyoming (OT)	69-71	L
F 3	San Diego State	88-80	W
F 9	at New Mexico	65-66	L
F 10	at UTEP	77-68	W
F 17	Utah	76-50	W
F 22	Wyoming	78-73	W
F 24	Colorado State	66-61	W
M 1	at San Diego State	96-95	W
M 10	vs. No. 19 San Francisco#63-86	L	

* Cougar Classic
 ^ Pillsbury Holiday Classic

NCAA (Tucson)

1979-80

Record: 24-5
 Conference: 13-1, 1st WAC
 Home: 12-2
 Road: 10-1
 Neutral: 2-2
 Postseason: 0-1 NCAA
 Long Win Streak: 12
 Long Loss Streak: 1
 Highest Rank: 12th AP
 Final Rank: 12th AP
 Vs. Ranked Teams: 0-1
 Coach: Frank Arnold

DATE	OPPONENT	SCORE	W/L
N 30	Illinois	76-86	L
D 1	Baylor	100-58	W
D 7	at Tulsa	73-71	W
D 8	at Oral Roberts	76-75	W
D 11	Cal-St. Fullerton	80-64	W
D 14	UC-Santa Barbara*	87-65	W
D 15	La Salle* (3OT)	108-106	W
D 18	at Long Beach St.	76-78	L
D 22	at Utah State	89-84	W
D 27	vs. Penn State ^	58-50	W
D 28	vs. No. 18 Oregon St. ^	71-86	L
D 29	vs. NC-Charlotte ^	104-91	W
J 3	at New Mexico	75-63	W
J 5	at UTEP	70-69	W
J 12	Utah	89-72	W
J 18	Wyoming	53-56	L
J 19	Colorado State	104-82	W
J 24	at San Diego St.	123-91	W
J 26	at Hawaii	34-33	W
J 31	UTEP	89-81	W
F 2	New Mexico	89-68	W
F 9	at Utah	83-82	W
F 12	Utah State	84-83	W
F 16	Alaska	93-59	W
F 21	at Colorado State	111-86	W
F 23	at Wyoming	39-30	W
F 28	Hawaii	107-82	W
M 1	San Diego State	114-81	W
M 8	vs. Clemson#	66-71	L

* Cougar Classic
 ^ Far West Classic
 # NCAA (Ogden)

1980-81

Record: 25-7
 Conference: 12-4, 3rd WAC
 Home: 13-0
 Road: 8-6
 Neutral: 4-1
 Postseason: 3-1 NCAA
 Long Win Streak: 7
 Long Loss Streak: 1
 Highest Rank: 15th AP
 Final Rank: 16th AP
 Vs. Ranked Teams: 4-2
 Coach: Frank Arnold

DATE	OPPONENT	SCORE	W/L
N 28	at Washington	80-70	W
N 29	at Oregon State	68-75	L
D 6	at Utah State	82-79	W
D 12	North Texas*	108-92	W
D 13	St. Mary's*	95-76	W
D 16	Michigan State	82-50	W
D 19	vs. No. 17 Illinois ^	80-75	W
D 20	at Tennessee ^	65-81	L
D 23	at Weber State	85-78	W
D 27	Utah State	104-89	W
J 2	at Air Force	77-65	W
J 3	at UNLV (OT)	92-90	W
J 8	San Diego State	84-73	W
J 10	Hawaii	91-74	W
J 15	at New Mexico	92-87	W



ALL-TIME SEASON RESULTS

J 17	at UTEP	62-64	L
J 23	Colorado State	66-46	W
J 24	Wyoming	84-70	W
J 31	at No. 9 Utah	56-60	L
F 6	UNLV	86-77	W
F 7	Air Force	62-51	W
F 12	at Hawaii	77-72	W
F 14	at San Diego St.	72-73	L
F 19	UTEP	84-75	W
F 21	New Mexico	78-72	W
F 26	at Wyoming (20T)	84-86	L
F 28	at Colorado State	80-69	W
M 7	No. 9 Utah	95-76	W
M 12	vs. Princeton#	60-51	W
M 14	vs. No. 10 UCLA#	78-55	W
M 19	vs. No. 7 Notre Dame#	51-50	W
M 21	vs. No. 5 Virginia#	60-74	L

* Cougar Classic
^ Volunteer Classic
NCAA (Providence/Atlanta)

1981-82

Record: 17-13
Conference: 9-7, T4th WAC
Home: 11-5
Road: 6-7
Neutral: 0-1
Postseason: 0-1 NIT
Long Win Streak: 6
Long Loss Streak: 3
Highest Rank: 15th AP
Vs. Ranked Teams: 0-1
Coach: Frank Arnold

DATE	OPPONENT	SCORE	W/L
N 21	vs. Virginia*	61-63	L
N 27	at UCLA	79-75	W
N 28	at Cal-St. Fullerton	81-66	W
D 4	Oregon State	44-56	L
D 5	No. 18 UNLV	63-66	L
D 8	at Utah State	51-43	W
D 11	Idaho State^	77-71	W
D 12	Western Carolina^	86-63	W
D 15	Weber State	63-55	W
D 18	at Princeton	39-38	W
D 22	Cal Poly-Pomona	89-65	W
D 26	Utah State	74-79	L
J 2	UTEP	67-60	W
J 4	New Mexico	76-58	W
J 7	at Colorado State	40-50	L
J 9	at Wyoming	42-61	L
J 15	Utah	74-51	W
J 21	Air Force	54-40	W
J 23	Wyoming	25-27	L
J 28	at San Diego St.	66-80	L
J 30	at Hawaii	60-62	L



FRANK ARNOLD

Years: 1975-83 (8)
Record: 137-94 (.593)

F 6	Colorado State	60-54	W
F 12	at UNLV	50-52	L
F 13	at Air Force	49-41	W
F 19	at Utah	61-68	L
F 25	Hawaii	75-66	W
F 27	San Diego State	106-66	W
M 4	at UTEP	45-43	W
M 6	at New Mexico	65-67	L
M 10	Washington+	63-66	L

1982-83

Record: 15-14
Conference: 11-5, T1st WAC
Home: 9-6
Road: 6-7
Neutral: 0-1
Long Win Streak: 5
Long Loss Streak: 5
Vs. Ranked Teams: 0-1
Coach: Frank Arnold

DATE	OPPONENT	SCORE	W/L
N 26	UCLA	82-85	L
N 27	Iowa	80-91	L
N 30	Utah State	69-75	L
D 4	at Michigan State	55-63	L
D 10	Long Beach St.* (OT)	77-81	L
D 11	Fordham*	70-62	W
D 14	at Utah State	68-80	L
D 18	at Boise State	68-67	W
D 21	Providence	66-52	W
D 27	at No. 7 St. John's^	64-75	L
D 29	vs. St. Joseph's^	65-68	L
D 31	Princeton	51-32	W
J 6	at Weber State (20T)	81-84	L
J 14	San Diego State	96-74	W
J 15	Hawaii	86-62	W
J 20	at Colorado State	77-63	W
J 22	at Wyoming	82-64	W
J 24	at Air Force	73-61	W
J 27	UTEP	49-65	L
J 29	New Mexico	66-48	W
F 5	at Utah	72-75	L
F 10	at Hawaii	69-80	L
F 12	at San Diego State	69-67	W
F 17	Colorado State	69-58	W
F 19	Air Force	66-57	W
F 25	at New Mexico	70-71	L
F 27	at UTEP	58-54	W
M 5	Utah (30T)	62-64	L
M 12	Wyoming	54-41	W

1983-84

Record: 20-11
Conference: 12-4, 2nd WAC
Home: 14-1
Road: 5-8
Neutral: 1-2
Postseason: 1-1 NCAA
Long Win Streak: 4
Long Loss Streak: 2
Vs. Ranked Teams: 1-5
Coach: Ladell Andersen

DATE	OPPONENT	SCORE	W/L
N 26	at Utah State	78-90	L
N 30	Hofstra	119-84	W
D 9	Utah State*	81-83	L
D 10	St. Mary's (Calif.)*	106-74	W
D 16	vs. Virginia Comm.^	81-77	W
D 17	at No. 2 Kentucky^	59-93	L
D 21	Oregon	79-78	W
D 23	Boise State	66-54	W
D 28	at No. 7 UCLA	73-82	L
J 7	Weber State (OT)	86-81	W
J 14	Utah (20T)	113-105	W

J 19	at Hawaii	95-77	W
J 21	at San Diego St.	75-79	L
J 26	Wyoming	74-61	W
J 28	Air Force	69-49	W
J 30	Colorado State	73-57	W
F 2	at New Mexico	86-73	W
F 4	at No. 7 UTEP	77-86	L
F 8	at Utah	82-79	W
F 11	at No. 3 Georgetown	51-67	L
F 14	Hawaii (20T)	87-85	W
F 16	San Diego St. (OT)	94-92	W
F 18	Notre Dame	68-64	W
F 23	at Colorado State	65-70	L
F 25	at Wyoming	55-56	L
F 27	at Air Force	71-67	W
M 1	No. 8 UTEP	83-65	W
M 3	New Mexico	80-73	W
M 9	vs. New Mexico+	55-64	L
M 15	at UAB#	84-68	W
M 17	vs. No. 3 Kentucky#	68-93	L

* Cougar Classic
^ Kentucky Invitational
+ WAC Tournament (El Paso)
NCAA (Birmingham)

1984-85

Record: 15-14
Conference: 9-7, T3rd WAC
Home: 9-5
Road: 4-7
Neutral: 2-2
Long Win Streak: 5
Long Loss Streak: 4
Vs. Ranked Teams: 1-0
Coach: Ladell Andersen

DATE	OPPONENT	SCORE	W/L
N 30	vs. La Salle*	73-74	L
D 1	vs. Pacific*	72-63	W
D 4	Utah State	93-97	L
D 8	at Weber State	79-87	L
D 11	at Utah State (OT)	91-92	L
D 14	SW Missouri^	66-46	W
D 15	Hofstra^	86-76	W
D 19	UCLA	89-81	W
D 22	No. 7 Washington	84-75	W
D 28	vs. Villanova+	61-91	L
D 29	vs. Yale+	73-58	W
J 3	UTEP	62-60	W
J 5	New Mexico	70-76	L
J 12	at San Diego St.	70-89	L
J 14	at Hawaii (OT)	88-78	W
J 17	at Air Force	79-72	W
J 19	at Colorado State	65-64	W
J 24	Wyoming	78-65	W
J 26	at Utah	63-62	W
J 31	San Diego State	71-77	L
F 2	Air Force	66-60	W
F 7	at New Mexico	74-76	L
F 9	at UTEP (30T)	86-97	L
F 14	Colorado State	77-69	W
F 16	Air Force	71-61	W
F 23	at Notre Dame	58-67	L
F 28	at Wyoming	66-78	L
M 2	Utah (30T)	85-86	L
M 4	Air Force**	79-82	L

* Stanford Invitational
^ Cougar Classic
+ Cotton States Classic
** WAC Tournament (Provo)

1985-86

Record: 18-14
Conference: 11-5, 4th WAC
Home: 12-4
Road: 5-8
Neutral: 1-2
Postseason: 2-1 NIT
Long Win Streak: 12
Long Loss Streak: 3
Vs. Ranked Teams: 2-1

Coach: Ladell Andersen

DATE	OPPONENT	SCORE	W/L
N 30	Washington State	65-69	L
D 3	at Utah State	80-82	L
D 6	vs. TCU*	50-63	L
D 7	vs. Fordham*	75-72	W
D 10	Utah State	76-88	L
D 13	Long Beach State^	94-75	W
D 14	Pepperdine^	73-83	L
D 19	at Washington	68-74	L
D 21	at Oregon	69-72	L
D 28	Weber State (OT)	88-86	W
J 2	at No. 19 UTEP	64-69	L
J 4	at New Mexico	57-60	L
J 10	Hawaii	80-66	W
J 11	San Diego State	82-70	W
J 13	No. 16 Notre Dame (OT)	80-76	W
J 17	at Colorado State	68-63	W
J 18	at Air Force	65-57	W
J 21	at Oral Roberts	67-65	W
J 23	Air Force	66-45	W
J 25	Utah	87-69	W
F 6	at San Diego St.	81-71	W
F 8	at Hawaii	76-66	W
F 14	New Mexico	74-67	W
F 15	No. 15 UTEP	72-69	W
F 20	at Wyoming	56-66	L
F 22	at Utah	71-74	L
F 27	Colorado State	86-76	W
M 1	Wyoming	62-65	L
M 6	vs. New Mexico**	68-79	L
M 13	SMU+	67-63	W
M 18	UC-Irvine+	93-80	W
M 21	at Ohio State+	68-79	L

* Kactus Klassic
^ Cougar Classic
** WAC Tournament
+ NIT

1986-87

Record: 21-11
Conference: 12-4, 2nd WAC
Home: 10-4
Road: 9-6
Neutral: 2-1
Postseason: 0-1 NCAA
Long Win Streak: 8
Long Loss Streak: 2
Vs. Ranked Teams: 1-2
Coach: Ladell Andersen

DATE	OPPONENT	SCORE	W/L
N 21	at Oklahoma*	110-119	L
D 3	Utah State	100-86	W
D 6	at Notre Dame	46-62	L
D 9	at No. 4 Iowa	75-86	L
D 12	Arizona State^	91-85	W
D 13	UC-Fullerton^	56-59	L
D 16	at Utah State	97-93	W
D 18	at Weber State	84-69	W
D 20	Oral Roberts	95-73	W
D 23	No. 14 Pittsburgh	93-73	W
D 29	vs. Michigan St.+	96-88	W
D 30	at Santa Clara+	77-66	W
J 2	Colorado St. (OT)	75-67	W
J 3	Wyoming	77-74	W
J 6	SW Missouri (OT)	61-62	L
J 9	at UTEP	73-66	W
J 10	at New Mexico	89-102	L
J 15	San Diego State	94-82	W
J 17	Hawaii	90-79	W
J 22	Air Force	87-69	W
J 24	at Utah	80-70	W
J 30	at Air Force	91-93	L
J 31	at Colorado State	51-49	W
F 5	New Mexico	98-73	W
F 7	UTEP (OT)	91-93	L
F 14	Utah	58-65	L
F 21	at Wyoming	67-63	W
F 26	at San Diego State	85-68	W



F 28	at Hawaii	100-80	W
M 5	vs. Air Force** (OT)	82-79	W
M 6	at New Mexico**	86-93	L
M 12	vs. No. 16 New Orleans#	79-83	L

* Coca-Cola NIT Classic
 ^ Cougar Classic
 + Cable Car Classic
 ** WAC Tournament
 # NCAA (Birmingham)

1987-88

Record: 26-6
 Conference: 13-3, 1st WAC
 Home: 17-1
 Road: 9-3
 Neutral: 1-1
 Postseason: 1-1 NCAA
 Long Win Streak: 17
 Long Loss Streak: 1
 Highest Rank: 2nd AP
 Final Rank: 19th AP
 Vs. Ranked Teams: 3-0
 Coach: Ladell Andersen

DATE	OPPONENT	SCORE	W/L
N 27	Montana State	90-89	W
D 1	at Utah State	96-92	W
D 3	at Washington St.	60-54	W
D 5	at UCLA	87-80	W
D 11	Weber State*	104-71	W
D 12	Chicago State*	91-60	W
D 19	Utah State (OT)	121-112	W
D 29	La Salle	95-82	W
J 2	Cent. Connecticut	109-76	W
J 7	Hawaii	97-66	W
J 9	San Diego State	92-65	W
J 15	at No. 12 Wyoming	83-67	W
J 21	at No. 18 UTEP	81-71	W
J 23	at New Mexico	89-82	W
J 30	Air Force	95-75	W
F 2	Tulsa	72-57	W
F 4	Utah	82-64	W
F 6	at Ala.-Birmingham	83-102	L
F 9	Miami (Fla.)	99-86	W
F 11	No. 18 Wyoming	78-69	W
F 13	Colorado State	86-80	W
F 18	at San Diego St. (OT)	80-82	L
F 20	at Hawaii	72-70	W
F 23	at Colorado State	75-67	W
F 25	at Air Force	76-62	W
F 27	at Utah	60-62	L
M 3	New Mexico	89-82	W
M 5	UTEP (2OT)	80-83	L
M 10	Hawaii ^	76-74	W
M 11	UTEP ^	63-66	L
M 17	vs. UNC-Charlotte#	98-92	W
M 19	vs. Louisville#	76-97	L

* Cougar Classic

^ WAC Tournament (Provo)
 # NCAA (Atlanta)
1988-89
 Record: 14-15
 Conference: 7-9, 5th WAC
 Home: 10-5
 Road: 3-8
 Neutral: 1-2
 Long Win Streak: 3
 Long Loss Streak: 4
 Coach: Ladell Andersen

DATE	OPPONENT	SCORE	W/L
N 25	vs. Northeastern*	87-78	W
N 26	vs. St. John's*	77-83	L
D 1	at Weber State	78-80	L
D 3	UCLA	87-97	L
D 9	Texas-Arlington ^	87-70	W
D 10	St. Mary's (Calif.) ^	69-70	L
D 17	Utah State	96-85	W
D 21	at Utah State	74-72	W
D 23	Brown	90-65	W
J 5	at New Mexico	84-88	L
J 7	at UTEP	76-91	L
J 12	San Diego State	85-81	W
J 14	Hawaii	73-77	L
J 19	at Air Force (OT)	89-88	W
J 21	at Colorado State	84-69	W
J 24	Air Force	78-78	L
J 28	Wichita State	93-92	W
F 2	at Utah	86-90	L
F 4	at Miami (Fla.)	86-107	L
F 9	at San Diego St.	74-89	L
F 11	at Hawaii	66-68	L
F 14	UC-Berkeley	87-74	W
F 16	UTEP	84-76	W
F 18	New Mexico	90-79	W
F 23	at Wyoming	65-72	L
F 25	Utah	81-74	W
M 2	Wyoming	71-67	W
M 4	Colorado State	72-89	L
M 10	vs. Hawaii+	69-72	L

* Lapchick Tournament
 ^ Cougar Classic
 + WAC Tournament (SLC)

1989-90

Record: 21-9
 Conference: 11-5, T1st WAC
 Home: 16-0
 Road: 5-7
 Neutral: 0-2
 Postseason: 0-1 NCAA
 Long Win Streak: 10
 Long Loss Streak: 3
 Vs. Ranked Teams: 0-1
 Coach: Roger Reid

DATE	OPPONENT	SCORE	W/L
N 24	Siena	83-62	W
N 25	E. Washington	96-84	W
N 28	Weber State	81-65	W
N 30	Utah State	71-65	W
D 2	at Penn State	72-82	L
D 5	at Arizona State	65-64	W
D 8	North Texas*	97-68	W
D 9	UAB*	98-82	W
D 12	Utah State	69-68	W
D 21	Northwestern	69-68	W
D 23	at California	63-85	L
J 4	at Hawaii	71-80	L
J 6	at San Diego St.	63-60	W
J 11	UTEP (OT)	69-67	W
J 13	New Mexico	79-78	W
J 18	at Air Force	64-56	W
J 20	at Wyoming	65-60	W
J 25	Utah	65-49	W
J 27	Colorado State	67-52	W
F 1	San Diego State	75-58	W
F 3	Hawaii	68-65	W
F 7	at Tulsa	66-64	W
F 10	at Utah	73-89	L
F 15	at New Mexico	51-60	L
F 17	at UTEP	63-64	L
F 22	Wyoming	75-64	W
F 24	Air Force	67-42	W
M 1	at Colorado State	57-59	L
M 8	vs. Utah (OT)+	61-62	L
M 15	vs. No. 17 Clemson!#	47-49	L

! (win later vacated by the NCAA)

* Cougar Classic

+ WAC Tournament (El Paso)

NCAA (Hartford)

1990-91

Record: 21-13
 Conference: 11-5, 2nd WAC
 Home: 10-6
 Road: 7-4
 Neutral: 4-3
 Postseason: 1-1 NCAA
 Long Win Streak: 5
 Long Loss Streak: 2
 Vs. Ranked Teams: 1-5
 Coach: Roger Reid

DATE	OPPONENT	SCORE	W/L
N 14	E. Tennessee St.*	80-83	L
N 24	Utah State	98-94	W
N 29	at Weber State	69-57	W
D 1	at Utah State	63-58	W
D 4	at La Salle	81-93	L
D 7	Eastern Kentucky ^	90-86	W
D 8	No. 17 St. John's ^	62-67	L
D 12	Arizona State	74-82	L
D 19	James Madison	84-66	W
D 21	Stetson	75-77	L
D 22	Tulsa	62-60	W
D 27	vs. No. 12 S. Carolina+	49-52	L
D 29	vs. Rutgers+	70-85	L
J 3	at San Diego State	73-61	W
J 5	at Hawaii	65-74	L
J 10	UTEP	83-67	W
J 12	New Mexico	72-65	W
J 17	at Colorado State	72-55	W
J 19	at Wyoming	80-86	L
J 25	Air Force	72-55	W
J 26	Wyoming	72-77	L
J 31	Colorado State	69-52	W
F 2	at UTEP	69-65	W
F 7	San Diego State	75-55	W
F 9	Hawaii	82-74	W
F 14	at New Mexico	83-76	W
F 16	at No 14 Utah	74-81	L
F 23	at Air Force	70-61	W
M 2	No. 9 Utah (OT)	71-72	L
M 7	vs. Colorado St.**	69-56	W
M 8	vs. Hawaii** (OT)	73-71	W

M 9	vs. No. 8 Utah** (OT)	51-49	W
M 14	vs. Virginia#	61-48	W
M 16	vs. No. 8 Arizona#	61-76	L

* Dodge NIT
 ^ Cougar Classic
 + Holiday Festival
 ** WAC Tournament (Laramie)
 # NCAA (SLC)

1991-92

Record: 25-7
 Conference: 12-4, T1st WAC
 Home: 14-1
 Road: 7-4
 Neutral: 4-2
 Postseason: 0-1 NCAA
 Long Win Streak: 7
 Long Loss Streak: 1
 Vs. Ranked Teams: 1-2
 Coach: Roger Reid

DATE	OPPONENT	SCORE	W/L
N 26	at Utah State	82-66	W
D 5	at Tulsa	102-86	W
D 7	at James Madison	66-63	W
D 13	Utah State*	93-77	W
D 14	Princeton*	65-59	W
D 19	McNeese State	104-64	W
D 21	Weber State	81-68	W
D 28	vs. No. 11 Michigan ^	83-86	L
D 29	vs. Florida ^	79-73	W
J 4	Tennessee Tech	95-68	W
J 9	at UTEP	69-89	L
J 11	Colorado State	72-51	W
J 16	Wyoming	68-59	W
J 18	Air Force	66-45	W
J 23	at Wyoming	67-72	L
J 25	at Colorado St. (OT)	79-74	W
J 30	New Mexico	85-65	W
F 1	No. 19 UTEP	80-63	W
F 6	at San Diego St.	89-59	W
F 8	at Hawaii	83-87	L
F 13	at Air Force	68-60	W
F 15	La Salle	80-81	L
F 20	Utah	58-56	W
F 22	at New Mexico (OT)	84-95	L
F 27	Hawaii	81-64	W
F 29	San Diego State	98-78	W
M 3	Cal St Northridge	100-68	W
M 7	at Utah	87-73	W
M 12	vs. Air Force+	72-51	W
M 13	vs. Utah+	75-62	W
M 14	vs. UTEP+	73-71	W
M 19	vs. No. 25 LSU#	83-94	L

* Cougar Classic
 ^ Red Lobster (Orlando)
 + WAC Tournament (Fort Collins)
 # NCAA (Boise)

1992-93

Record: 25-9
 Conference: 15-3, T1st WAC
 Home: 13-1
 Road: 8-3
 Neutral: 4-5
 Postseason: 1-1 NCAA
 Long Win Streak: 13
 Long Loss Streak: 3
 Highest Rank: 21st AP
 Vs. Ranked Teams: 1-3
 Coach: Roger Reid

DATE	OPPONENT	SCORE	W/L
D 1	Arizona State	108-98	W
D 4	at Utah State	93-83	W
D 8	at Weber St. (OT)	77-83	L
D 11	Southern Utah*	108-62	W
D 12	Georgia*	74-64	W
D 18	Utah State	89-65	W
D 21	vs. No. 9 Oklahoma ^	76-75	W



LADELL ANDERSEN

Years: 1983-89 (6)
 Record: 114-71 (.616)

Andersen was BYU's head coach for six seasons and had a 114-71 record. He led the Cougars to four postseason tournaments, three NCAA and one NIT. He was the WAC Coach of the Year in 1987-88 and District VII Coach of the Year in 1985-86. Before coming to BYU, Andersen was the head coach at Utah State for 10 years, leading

the Aggies to five NCAA appearances. He also coached the Utah Stars of the ABA and compiled the best two-year mark in ABA history at 115-53. His Stars won the Western Division championship twice. Andersen later became a scout for the Utah Jazz.



ALL-TIME SEASON RESULTS

D 22	vs. Memphis St. ^ (OT)	73-67	W
D 23	vs. No. 1 Duke ^	66-89	L
D 28	vs. Oregon+	70-76	L
D 29	vs. Oregon State+	79-93	L
J 2	UTEP	79-73	W
J 4	New Mexico	70-56	W
J 9	Utah	53-54	L
J 14	at Fresno State	72-57	W
J 16	at Air Force	103-68	W
J 21	San Diego State	76-64	W
J 23	Hawaii (OT)	84-80	W
J 28	at Colorado State	70-63	W
J 30	at Wyoming	77-64	W
F 4	Colorado State	81-57	W
F 6	Wyoming	75-62	W
F 11	at Hawaii	62-56	W
F 13	at San Diego State	80-73	W
F 18	Fresno State	90-74	W
F 20	Air Force	98-80	W
F 25	Sacramento State	128-78	W
F 27	at No. 11 Utah	83-89	L
M 4	at UTEP	84-63	W
M 6	at New Mexico	76-79	L
M 11	vs. Hawaii**	85-71	W
M 12	vs. New Mexico**	59-68	L
M 18	vs. SMU#	80-71	W
M 20	vs. No. 9 Kansas#	76-90	L

* Cougar Classic
 ^ Maui Invitational (Hawaii)
 + Far West Classic (Portland, Oregon)
 ** WAC Tournament (SLC)
 # NCAA (Chicago)

1993-94

Record: 22-10
 Conference: 12-6, 3rd WAC
 Home: 14-2
 Road: 5-6
 Neutral: 3-2
 Postseason: 1-1 NIT
 Long Win Streak: 6
 Long Loss Streak: 2
 Vs. Ranked Teams: 0-1
 Coach: Roger Reid

DATE	OPPONENT	SCORE	W/L
N 27	at Arizona State	95-106	L
D 3	vs. S. Carolina*	72-68	W
D 4	vs. No. 4 N. Carolina*	65-97	L
D 10	Nicholls State ^	111-96	W
D 11	Oklahoma Baptist ^	78-76	W
D 14	Utah State	78-65	W
D 17	Texas Tech	84-74	W
D 21	Weber State	92-79	W
D 28	W. Washington	106-74	W
J 3	at New Mexico	68-74	L
J 5	at UTEP	67-59	W
J 8	at Utah	64-62	W
J 13	Fresno State	73-65	W
J 15	Air Force	87-73	W
J 20	at San Diego St. (OT)	83-82	W
J 22	at Hawaii	66-69	L
J 27	Wyoming	82-66	W
J 29	Colorado State	79-66	W
F 3	at Wyoming	65-79	L
F 5	at Colorado St. (OT)	72-70	W
F 10	San Diego State	101-87	W
F 12	Hawaii	85-79	W
F 17	at Air Force	94-82	W
F 19	at Fresno State	68-73	L
F 26	Utah	73-70	W
M 3	New Mexico (OT)	82-84	L
M 5	UTEP	61-62	L
M 10	vs. Utah+	96-65	W
M 11	vs. Fresno State+	87-72	W
M 12	vs. Hawaii+	66-73	L
M 17	Arizona State#	74-67	W
M 22	at Fresno State#	66-68	L

* Tournament of Champions (Charlotte)
 ^ Cougar Classic

+ WAC Tournament (SLC)
 # NIT
1994-95
 Record: 22-10
 Conference: 13-5, T2nd WAC
 Home: 14-0
 Road: 5-7
 Neutral: 3-3
 Postseason: 0-1 NCAA
 Long Win Streak: 7
 Long Loss Streak: 3
 Vs. Ranked Teams: 1-0
 Coach: Roger Reid

DATE	OPPONENT	SCORE	W/L
N 23	vs. Oklahoma St.*	69-59	W
N 25	vs. Louisville*	75-60	W
N 26	vs. Minnesota*	74-79	L
D 1	at Utah State	59-83	L
D 3	Nevada-Reno	96-80	W
D 6	Mississippi (OT)	74-68	W
D 9	Southern Utah ^	82-67	W
D 10	Northwestern St. ^	80-53	W
D 17	NE Louisiana	87-69	W
D 21	at Weber State	74-86	L
D 29	at San Jose State+	74-61	W
D 30	vs. Santa Clara+	76-55	W
J 3	Utah	64-57	W
J 7	at Air Force	89-68	W
J 9	at Fresno State	69-61	W
J 12	San Diego State	66-57	W
J 14	Hawaii	74-67	W
J 19	at Colorado State	72-80	L
J 21	at Wyoming	58-52	W
J 26	UTEP (OT)	95-89	W
J 28	New Mexico	81-63	W
F 2	at UTEP (OT)	85-88	L
F 4	at New Mexico	74-72	W
F 9	Colorado State	76-68	W
F 11	Wyoming	78-72	W
F 16	at Hawaii	70-73	L
F 18	at San Diego St.	52-58	L
F 23	Fresno State	81-59	W
F 25	Air Force	79-72	W
M 4	at Utah	79-87	L
M 9	vs. Colorado St.**	73-75	L
M 16	vs. Tulane#	70-76	L

* Great Alaska Shootout
 ^ Cougar Classic
 + Cable Car Classic (San Jose)
 ** WAC Tournament (Albuquerque)
 # NCAA (Memphis)

1995-96

Record: 15-13
 Conference: 9-9, 5th WAC
 Home: 11-4
 Road: 4-8
 Neutral: 0-1
 Long Win Streak: 4
 Long Loss Streak: 3
 Vs. Ranked Teams: 0-3
 Coach: Roger Reid

DATE	OPPONENT	SCORE	W/L
N 25	Boise State	86-71	W
N 28	at Nevada-Reno	77-79	L
D 2	at No. 8 Mississippi St.	74-79	L
D 5	Utah State	76-52	W
D 8	CS-Northridge*	99-74	W
D 9	Louisiana Tech*	74-64	W
D 12	Weber State	91-86	W
D 22	at Texas Tech	71-81	L
D 28	Morgan State	110-69	W
J 2	at No. 15 Utah	77-83	L
J 8	Air Force	68-64	W
J 10	Fresno State	97-84	W
J 13	at San Diego State	76-83	L
J 15	at Hawaii	78-77	W
J 18	Wyoming	84-75	W

J 20	Colorado State	76-78	L
J 25	at New Mexico	77-83	L
J 27	at UTEP	90-82	W
F 1	New Mexico	81-88	L
F 3	UTEP	82-71	W
F 8	at Colorado St.	76-81	L
F 10	at Wyoming	81-71	W
F 15	San Diego State	81-68	W
F 17	Hawaii	89-94	L
F 22	at Air Force	80-66	W
F 24	at Fresno State	83-95	L
M 2	No. 10 Utah	85-96	L
M 7	vs. Colorado St.+	84-100	L

* Cougar Classic
 + WAC Tournament (Albuquerque)

1996-97

Record: 1-25
 Conference: 0-16, 8th WAC
 Home: 1-13
 Road: 0-12
 Long Win Streak: 1
 Long Loss Streak: 21
 Vs. Ranked Teams: 0-5
 Coach: Roger Reid/Tony Ingle

DATE	OPPONENT	SCORE	W/L
N 22	Cal St.-Fullerton	67-75	L
N 26	at Washington	44-95	L
N 30	Pacific	58-80	L
D 4	at Weber State	80-97	L
D 10	Utah State	64-61	W
D 13	Boise State*	58-65	L
D 14	Houston*	69-89	L
D 21	at Georgia	65-84	L
D 27	at Penn State	53-75	L
D 31	San Diego St. (OT)	86-89	L
J 4	at Wyoming	61-89	L
J 11	No. 9 Utah	51-61	L
J 16	at TCU	61-101	L
J 18	at SMU	50-75	L
J 23	Rice	59-62	L
J 25	No. 24 Tulsa	56-72	L
F 1	at UTEP	49-75	L
F 3	at No. 13 New Mexico	32-74	L
F 6	at No. 5 Utah	49-85	L
F 8	Wyoming	60-72	L
F 13	TCU	80-92	L
F 15	Southern Methodist	62-74	L
F 20	at Tulsa	65-80	L
F 22	at Rice	44-68	L
F 27	at No. 11 New Mexico	48-90	L
M 1	UTEP	76-81	L

* Cougar Classic

1997-98

Record: 9-21
 Conference: 4-10, 6th WAC
 Home: 4-10
 Road: 4-9

Neutral: 1-2
 Long Win Streak: 2
 Long Loss Streak: 9
 Vs. Ranked Teams: 1-3
 Coach: Steve Cleveland

DATE	OPPONENT	SCORE	W/L
N 14	at San Diego St.	73-59	W
N 19	Washington State	49-78	L
N 21	Oregon	67-74	L
N 29	at Utah State	69-72	L
D 2	Penn State	50-80	L
D 6	at Boise State	67-83	L
D 9	Washington	68-83	L
D 12	Weber State*	83-70	W
D 13	Pepperdine*	53-52	W
D 22	at California	64-68	L
D 27	at Hawaii	53-73	L
D 28	vs. Virginia	54-72	L
D 29	vs. Ohio State	72-65	W
J 5	at Tulsa	57-53	W
J 10	No. 3 Utah	61-71	L
J 15	Wyoming	60-41	W
J 17	Colorado State	44-55	L
J 22	at UNLV	63-76	L
J 24	at Air Force	61-80	L
J 29	No. 14 New Mexico	54-72	L
J 31	UTEP	59-68	L
F 5	at No. 5 Utah	68-83	L
F 7	Tulsa	59-65	L
F 12	at Colorado State	74-83	L
F 14	at Wyoming	54-77	L
F 19	Air Force	79-60	W
F 21	UNLV	76-84	L
F 26	at No. 16 New Mexico	83-62	W
F 28	at UTEP (3OT)	76-75	W
M 3	vs. Tulsa+	56-59	L

* Cougar Classic
 + WAC Tournament (Las Vegas)

1998-99

Record: 12-16
 Conference: 6-8, 5th WAC
 Home: 9-5
 Road: 2-10
 Neutral: 1-1
 Long Win Streak: 3
 Long Loss Streak: 4
 Vs. Ranked Teams: 0-5
 Coach: Steve Cleveland

DATE	OPPONENT	SCORE	W/L
N 13	Wofford	73-67	W
N 19	at Weber State	80-83	L
N 23	at Auburn	43-62	L
N 28	No. 11 Arizona (OT)	74-78	L
D 1	Denver	89-71	W
D 5	at Oregon	62-93	L
D 8	at Washington St.	69-70	L
D 11	Louisiana Tech*	76-68	W



ROGER REID

Years: 1989-1996 (8)
 Record: 152-77 (.664)

Reid achieved six 20-win seasons while at BYU compiling a 152-77 record, which is the highest winning percentage ever for a BYU coach. He took the Cougars to six postseason tournaments, five NCAA and one NIT. His teams won three WAC titles and two WAC Tournaments. Reid was WAC Coach of the Year and District Coach of the Year during his first

year as head coach in 1989-90. He was an assistant coach for 11 years before taking over the team in 1989. Reid went on to serve as an assistant coach with the Phoenix Suns.



D 12	CS-Northridge*	84-78	W
D 19	California	70-71	L
D 22	at UC-Irvine	75-82	L
J 2	Utah State	61-59	W
J 9	at Utah	54-75	L
J 14	at San Diego State	83-76	W
J 16	at Hawaii	60-59	W
J 21	San Jose State	75-44	W
J 23	Fresno State	75-79	L
J 28	at UTEP	72-87	L
J 30	at No. 12 New Mexico	68-78	L
F 6	No. 20 Utah	46-71	L
F 11	Hawaii	81-68	W
F 13	San Jose State	93-76	W
F 18	at Fresno State	71-80	L
F 20	at San Jose St. (OT)	74-76	L
F 25	No. 21 New Mexico	64-85	L
F 27	UTEP	85-64	W
M 2	vs. TCU+	90-74	W
M 4	vs. No. 8 Utah+	62-81	L

* Cougar Classic
+ WAC Tournament (Las Vegas)

J 15	Utah	49-56	L
J 20	Wyoming	87-78	W
J 22	Colorado State	68-47	W
J 27	at Air Force	55-60	L
J 29	at New Mexico	69-78	L
F 3	at San Diego State	72-50	W
F 12	at No. 21 Utah	62-77	L
F 17	New Mexico	74-78	L
F 19	UNLV	83-82	W
F 24	at Colorado State	54-68	L
F 26	at Wyoming	70-85	L
M 2	Air Force	73-52	W
M 4	San Diego State	67-50	W
M 9	vs. New Mexico ^	55-43	W
M 10	vs. Utah ^	58-54	W
M 11	at UNLV ^	56-79	L
M 15	Bowling Green+	81-54	W
M 20	So. Illinois+	82-57	W
M 22	at Notre Dame+	52-64	L

* Cougar Classic
^ MWC Tournament (Las Vegas)
+ NIT

J 13	San Diego State	79-50	W
J 15	UNLV	91-63	W
J 20	at Colorado State	55-60	L
J 22	at Wyoming	78-85	L
J 29	Utah	69-61	W
F 1	Air Force	62-45	W
F 3	New Mexico	65-49	W
F 10	at UNLV	56-68	L
F 12	at San Diego State	69-66	W
F 15	Wyoming	79-63	W
F 17	Colorado State	68-51	W
F 24	at Utah	75-82	L
M 1	at New Mexico	72-67	W
M 3	at Air Force	51-50	W
M 8	vs. Air Force ^	69-54	W
M 9	vs. Wyoming ^	77-66	W
M 10	vs. New Mexico ^	69-65	W
M 15	vs. Cincinnati#	59-84	L

* Yahoo Sports Invitational (Laie, HI)
^ MWC Tournament (Las Vegas) - Champion
NCAA (San Diego)

DATE	OPPONENT	SCORE	W/L
N 22	vs. Toledo*	71-56	W
N 23	vs. Kansas State*	73-64	W
N 25	vs. St. Bonaventure*	66-57	W
N 30	Rice	95-56	W
D 4	at Arizona State	64-60	W
D 7	at Creighton	64-74	L
D 11	San Diego	64-49	W
D 14	Utah State	66-56	W
D 21	UC Santa Barbara	69-56	W
D 23	at San Francisco	72-84	L
D 28	Southern Utah	93-60	W
J 2	Pepperdine	84-68	W
J 4	vs. Oklahoma State+	65-78	L
J 8	at Weber State	69-75	L
J 11	Idaho State	77-58	W
J 16	UNLV	85-77	W
J 20	at San Diego State	80-69	W
J 25	Utah	75-79	L
F 1	New Mexico	80-64	W
F 3	Air Force	65-33	W
F 8	at Wyoming	74-66	W
F 10	at Colorado State	77-68	W
F 14	at UNLV	54-61	L
F 17	San Diego State	66-64	W
F 24	at No. 23 Utah	64-71	L
M 1	at Air Force	56-43	W
M 3	at New Mexico	91-81	W
M 6	Wyoming	69-50	W
M 8	Colorado State	67-55	W
M 13	vs. New Mexico ^	71-56	W
M 14	vs. Colorado State ^ (OT)	80-86	L
M 20	vs. No. 23 Connecticut#	53-58	L

* Paradise Jam Tournament (Virgin Islands)
+ All-College Classic (Oklahoma City)
^ MWC Tournament (Las Vegas)
NCAA (Spokane, Wash.)

1999-2000

Record: 22-11
Conference: 7-7, 6th MWC
Home: 14-2
Road: 6-9
Neutral: 2-0
Postseason: 2-1 NIT
Long Win Streak: 5
Long Loss Streak: 2
Vs. Ranked Teams: 0-2
Coach: Steve Cleveland

DATE	OPPONENT	SCORE	W/L
N 20	Cal St.-Riverside	91-62	W
N 24	Southern Utah	92-66	W
D 1	at No. 4 Arizona	62-86	L
D 4	at Denver	81-58	W
D 7	Arizona State	78-67	W
D 10	Texas Southern*	76-61	W
D 11	Weber State*	66-53	W
D 18	S. Carolina State	76-43	W
D 21	at South Alabama	63-64	L
D 23	at Fla. Int. (OT)	83-75	W
D 29	at CS-Santa Barb.	57-48	W
J 5	UC-Irvine	77-66	W
J 8	at Utah State	82-73	W
J 10	at UNLV	77-75	W

2000-01

Record: 24-9
Conference: 10-4, T1st MWC
Home: 15-0
Road: 4-6
Neutral: 5-3
Postseason: 0-1 NCAA
Long Win Streak: 6
Long Loss Streak: 2
Coach: Steve Cleveland

DATE	OPPONENT	SCORE	W/L
N 21	Elon College	100-63	W
N 25	UC Santa Barbara	67-53	W
N 30	at San Francisco	70-80	L
D 2	at Arizona State	52-80	L
D 7	Florida Intl.	78-50	W
D 9	vs. Rice	59-49	W
D 14	Southern Utah	58-52	W
D 16	Utah State	69-67	W
D 21	vs. Boise State*	83-67	W
D 22	vs. Iowa St.*	71-77	L
D 23	vs. USC*	67-70	L
D 28	at Weber State	84-75	W
D 30	South Alabama	64-42	W
J 2	Idaho	75-47	W
J 6	Texas A&M Corpus C.	84-68	W

2001-02

Record: 18-12
Conference: 7-7, T4th MWC
Home: 16-0
Road: 1-11
Neutral: 1-1
Postseason: 1-1 NIT
Long Win Streak: 8
Long Loss Streak: 3
Coach: Steve Cleveland


DATE	OPPONENT	SCORE	W/L
N 17	at Univ. of San Diego	70-59	W
N 24	Arizona State	82-70	W
N 28	at UC Santa Barbara	58-68	L
D 1	at Utah State (OT)	81-90	L
D 5	Weber State	65-47	W
D 8	Creighton	61-52	W
D 12	Fort Lewis	101-53	W
D 15	Idaho	70-48	W
D 22	vs. No. 13 Stanford*	81-76	W
D 27	CS Northridge	84-70	W
D 29	Southern Utah	79-58	W
J 2	San Francisco	65-51	W
J 5	at Pepperdine (OT)	79-82	L
J 12	San Diego State	75-64	W
J 15	UNLV	60-47	W
J 19	at New Mexico	58-73	L
J 21	at Air Force	64-74	L
J 28	at Utah	66-71	L
F 2	Wyoming	85-70	W
F 4	Colorado State	57-52	W
F 9	at UNLV	70-73	L
F 11	at San Diego State	73-77	L
F 16	New Mexico	68-62	W
F 18	Air Force	67-51	W
F 23	Utah	63-61	W
F 28	at Wyoming	60-76	L
M 2	at Colorado State (OT)	75-79	L
M 7	vs. San Diego State ^	51-62	L
M 14	UC Irvine +	78-55	W
M 20	at Memphis +	69-80	L

* Las Vegas Showdown
^ MWC Tournament (Las Vegas)
+ NIT

2003-04

Record: 21-9
Conference: 10-4, 2nd MWC
Home: 13-0
Road: 5-7
Neutral: 3-2
Postseason: 0-1 NCAA
Long Win Streak: 9
Long Loss Streak: 3
Vs. Ranked Teams: 1-1
Coach: Steve Cleveland

DATE	OPPONENT	SCORE	W/L
N 21	Southern Utah	88-54	W
N 26	at California	46-47	L
N 29	Utah Valley State	84-65	W
D 2	at Boise State	75-69	W
D 6	vs. No. 25 Oklahoma St. +	76-71	W
D 10	Western Oregon	92-56	W
D 13	Southern California	85-61	W
D 20	Weber State	86-65	W
D 23	at Utah State	74-76	L
D 29	vs. Idaho State*	90-66	W
D 30	at Santa Clara*	68-66	W
J 2	St. Mary's College (Calif.)	70-55	W
J 7	at North Carolina State	62-89	L
J 12	at San Diego State	61-65	L
J 17	Colorado State	82-53	W
J 19	Wyoming	78-64	W
J 24	at Air Force	52-74	L
J 26	at New Mexico	63-65	L
J 31	at Utah	56-64	L
F 7	UNLV	64-61	W
F 9	San Diego State (OT)	83-69	W
F 14	at Wyoming	67-53	W
F 16	at Colorado State	79-73	W
F 21	New Mexico	88-71	W
F 23	Air Force	67-61	W
M 1	Utah	70-57	W
M 6	at UNLV	89-88	W
M 11	vs. Wyoming ^	79-74	W
M 12	vs. Utah ^	51-54	L



STEVE CLEVELAND

Years: 1997-2005 (8)
Record: 138-108 (.561)

Having rebuilt a BYU basketball program that had a 1-25 record prior to his arrival, Cleveland achieved a conference title in his fourth season and guided BYU to five consecutive postseason tournaments. Coming off his second conference championship in 2003, Cleveland was named the MWC Coach of the Year after his team finished 23-9 and

earned an NCAA Tournament berth. With its invitation in 2004, BYU competed in three NCAA Tournaments under Cleveland (2001, 2003, 2004). In 2000-01, BYU finished 24-9 while earning its first conference tournament title since 1992, its first regular-season championship since 1993 and its first NCAA bid since 1995. In 2001-02, Cleveland's team upset No. 13 Stanford, and during 2003-04 the Cougars upset then No. 25 Oklahoma State, who went on to win the Big 12 title and advance to the NCAA Final Four. He left BYU ranked fourth all-time in coaching victories and second all-time in Marriott Center wins. He is currently the head coach at Fresno State.



ALL-TIME SEASON RESULTS

M 18 vs. No. 20 Syracuse# 75-80 L
 + Played at Delta Center, Salt Lake City
 * Cable Car Classic (Santa Clara)
 ^ MWC Tournament (Denver)
 # NCAA Tournament (Denver)

2004-05

Record: 9-21
 Conference: 3-11, T7th MWC
 Home: 6-8
 Road: 2-9
 Neutral: 1-4
 Long Win Streak: 3
 Long Loss Streak: 5
 Vs. Ranked Teams: 0-4
 Coach: Steve Cleveland

DATE	OPPONENT	SCORE	W/L
N 22	vs. No. 4 North Carolina*	50-86	L
N 23	vs. Stanford*	53-62	L
N 24	at Chaminade*	77-56	W
N 27	California	64-67	L
D 1	at Utah State	57-71	L
D 4	at USC	82-87	L
D 8	Boise State	90-77	W
D 11	vs. Washington State+	46-49	L
D 18	Utah State	62-84	L
D 21	No. 16 N.C. State	61-72	L
D 23	at Weber State	79-61	W
D 28	Southern Utah	77-52	W
D 31	Santa Clara	87-74	W
J 4	at Saint Mary's	51-72	L
J 8	San Diego State	57-59	L
J 11	MSU-Billings	110-70	W
J 15	at Colorado State	67-74	L
J 17	at Wyoming	71-83	L
J 22	Air Force	49-52	L
J 24	New Mexico	68-53	W
J 31	No. 25 Utah	58-72	L
F 5	at UNLV (OT)	82-72	W
F 7	at San Diego State	58-66	L
F 12	Wyoming	58-59	L
F 14	Colorado State	50-49	W
F 19	at New Mexico	72-91	L
F 21	at Air Force	39-70	L
F 26	at No. 13 Utah	60-69	L
M 5	UNLV	66-76	L
M 10	vs. New Mexico ^	71-85	L

* EA SPORTS Maui Invitational
 + Played at Delta Center, Salt Lake City
 ^ MWC Tournament (Denver)

2005-06

Record: 20-9
 Conference: 12-4, T2nd MWC
 Home: 14-1
 Road: 5-7
 Neutral: 1-1
 Postseason: 0-1 NIT
 Long Win Streak: 6
 Long Loss Streak: 2
 Coach: Dave Rose

DATE	OPPONENT	SCORE	W/L
N 18	Loyola Marymount	71-83	L
N 22	at Wash. St. (in Spokane)	76-68	W
N 26	Southern Utah	86-61	W
N 30	vs. Lamar+	97-74	W
D 3	at USC	68-74	L
D 7	Boise State	80-77	W
D 10	Northern Kentucky	65-46	W
D 17	Weber State	80-54	W
D 22	at Utah State	80-91	L
D 27	Eastern Washington	97-66	W
D 30	Tulsa	68-49	W
J 5	at Air Force	59-75	L
J 7	Utah	72-60	W
J 11	at UNLV	72-82	L
J 18	Wyoming	80-67	W

J 21 at San Diego St. 88-61 L
 J 25 TCU (OT) 89-80 W
 J 28 at Colorado State 86-84 W
 F 1 at New Mexico 77-71 W
 F 4 Air Force 65-59 W
 F 8 at Utah 79-60 L
 F 11 UNLV 75-72 W
 F 18 at Wyoming 74-68 W
 F 22 San Diego State 100-90 W
 F 25 at TCU 81-72 W
 M 1 Colorado State 77-69 W
 M 4 New Mexico 76-68 W
 M 9 vs. Utah ^ 70-74 L
 M 15 at Houston+ 67-77 L
 + Played at Delta Center, Salt Lake City
 ^ MWC Tournament (Denver)
 + NIT

2006-07

Record: 25-9
 Conference: 13-3, 1st MWC
 Home: 17-0
 Road: 6-7
 Neutral: 2-2
 Postseason: 0-1 NCAA
 Long Win Streak: 8
 Long Loss Streak: 2
 Highest Rank: 21st AP
 Final Rank: 24th AP
 Vs. Ranked Teams: 3-3
 Coach: Dave Rose

DATE	OPPONENT	SCORE	W/L
N 15	at No. 5 UCLA	69-82	L
N 18	Idaho State (OT)	84-78	W
N 22	Portland	79-50	W
N 24	Southern Utah	80-61	W
N 29	at Boise State	68-72	L
D 2	at Weber State (OT)	73-69	W
D 6	San Jose State	81-69	W
D 9	vs. No. 25 Michigan St. +	61-76	L
D 13	at Lamar (OT)	77-86	L
D 16	Utah State	75-62	W
D 22	Western Oregon	102-40	W
D 28	Liberty*	73-59	W
D 29	Oral Roberts*	72-62	W
D 30	Seton Hall*	77-68	W
J 6	San Diego State	80-58	W
J 10	TCU	89-65	W
J 13	at UNLV	75-83	L
J 16	Wyoming	89-81	W
J 20	at Colorado State	78-90	L
J 24	at New Mexico	70-49	W
J 27	No. 13 Air Force	61-52	W
J 31	at Utah	76-66	W
F 3	No. 25 UNLV	90-63	W
F 6	at Wyoming	77-73	W
F 10	at TCU	85-72	W
F 14	New Mexico	96-83	W
F 21	Colorado State	76-67	W
F 24	at San Diego State	74-86	L
F 27	at No. 20 Air Force	62-58	W
M 3	Utah	85-62	W
M 8	vs. TCU ^	77-64	W
M 9	vs. Wyoming ^	96-84	W
M 10	at No. 25 UNLV ^	70-78	L
M 15	vs. Xavier#	77-79	L

2007-08

Record: 27-8
 Conference: 14-2, 1st MWC
 Home: 16-0
 Road: 8-5
 Neutral: 3-3
 Postseason: 0-1 NCAA
 Long Win Streak: 9

Long Loss Streak: 2
 Highest Rank: 20th AP
 Vs. Ranked Teams: 1-2
 Coach: Dave Rose

DATE	OPPONENT	SCORE	W/L
N 10	at Long Beach State	74-34	W
N 14	Idaho State	90-69	W
N 16	Jackson State*	100-61	W
N 20	Hartford*	97-73	W
N 23	vs. No. 6 Louisville*	78-76	W
N 24	vs. No. 1 N. Carolina*	63-73	L
D 1	at Portland	78-54	W
D 5	Weber State	72-57	W
D 8	vs. No. 9 Michigan St. +	61-68	L
D 12	Lamar	88-66	W
D 15	Pepperdine	86-67	W
D 21	Southern Utah	70-55	W
D 29	at Boise State	70-73	L
J 3	Loyola Marymount	91-62	W
J 8	at Wake Forest	62-79	L
J 12	Colorado State	92-73	W
J 15	at UNLV	41-70	L
J 19	at Utah	55-52	W
J 23	San Diego State	59-56	W
J 26	New Mexico	83-66	W
J 30	at Air Force	69-53	W
F 2	at Wyoming	73-63	W
F 6	TCU	83-72	W
F 13	at Colorado State	79-65	W
F 16	UNLV	74-48	W
F 20	Utah	67-59	W
F 23	at San Diego State	65-69	L
F 26	at Wake Forest (OT)	70-69	W
M 1	Air Force	76-57	W
M 5	Wyoming	78-61	W
M 8	at TCU	61-54	W
M 13	vs. Colorado State ^	89-62	W
M 14	vs. San Diego State ^	63-54	W
M 15	at UNLV ^	61-76	L
M 20	vs. Texas A&M#	62-67	L

*Las Vegas Invitational
 + Played at EnergySolutions Arena (SLC)
 ^ MWC Tournament (Las Vegas)
 #NCAA Tournament (Anaheim, Calif.)

2008-09

Record: 25-8
 Conference: 12-4, T1st MWC
 Home: 14-2
 Road: 9-3

Neutral: 2-3
 Postseason: 0-1 NCAA
 Long Win Streak: 10
 Long Loss Streak: 2
 Highest Rank: 25th AP
 Vs. Ranked Teams: 0-2
 Coach: Dave Rose

Date	Opponent	Score	W/L
N 14	Long Beach State	75-65	W
N 18	at Pepperdine	82-53	W
N 20	North Florida*	74-41	W
N 21	Rice*	83-52	W
N 22	Cal Poly*	76-64	W
N 29	at Idaho State	85-65	W
D 3	at Weber State	92-62	W
D 6	vs. Utah State+	68-63	W
D 10	Boise State	94-56	W
D 13	Portland	91-76	W
D 20	No. 20 vs. Arizona State--	75-76	L
D 30	at Tulsa (CBS C)	74-68	W
J 3	No. 6 Wake Forest	87-94	L
J 6	Western Oregon	85-64	W
J 10	at Colorado State	86-60	W
J 13	TCU	73-61	W
J 17	at New Mexico	62-81	L
J 21	UNLV	70-76	L
J 24	San Diego State	77-71	W
J 27	at Utah (OT)	88-94	L
J 31	Wyoming	84-60	W
F 3	at Air Force	71-50	W
F 11	Colorado State	94-60	W
F 14	at TCU	79-63	W
F 17	New Mexico	73-62	W
F 21	at UNLV	74-75	L
F 24	at San Diego State	69-59	W
F 28	Utah	63-50	W
M 4	at Wyoming	78-68	W
M 7	Air Force	54-49	W
M 12	vs. Air Force ^	80-69	W
M 13	vs. San Diego State ^	62-64	L
M 19	vs. Texas A&M#	66-79	L

* Basketball Travelers Invitational (Marriott Center)
 + Played at Energy Solutions Arena (Salt Lake City)
 ~ 2008 Stadium Shootout (Glendale, Ariz.)
 ^ MWC Tournament (Las Vegas)
 # NCAA Tournament (Philadelphia)



DAVE ROSE

Years: 2005-Present (4)

Record: 93-34 (.740)

Dave Rose has guided BYU to four consecutive 20-win seasons and the program's first back-to-back-to-back appearances in the top-25 polls since 1980, 1981 and 1982. Rose coached last year's team to a 25-8 overall record and a share of the MWC regular-season title (12-4), the third-straight league championship for the Cougars — the first time in program history since 1932, 1933 and 1934. With a

97-34 record, Rose has produced a three-year resume that is nearly unmatched. In fact, among the 40-plus coaches who took over a Division I program in 2005, Rose has the best winning percentage (.740) and the second most wins (97). The only BYU men's basketball coach to ever win top conference coaching honors in back-to-back seasons, Rose was named MWC Coach of the Year in each of his first two seasons and earned USBWA District VIII Coach of the Year accolades as well as honorable mention for National Coach of the Year by Scout.com in 2006.



YEAR-BY-YEAR TEAM STATISTICS

YEAR	GMS	MINUTES	FG	FGA	FG%	3 FG	3 FGA	3 FG%	FT	FTA	FT%	O-RB	D-RB	TOTAL REB.	RB AVG	PF	FO
1948-49	34		837						442	654	0.676					607	
1949-50	34		670	1977	0.339				420	668	0.629					563	
1950-51	37		920	2611	0.352				597	902	0.660			1457	39.4	709	25
1951-52	24		576	1756	0.328				299	482	0.620			901	37.5	442	15
1952-53	30		743		0.330				566		0.660			1392	46.4	558	22
1953-54	28		697		0.330				529		0.610			1335	47.7	539	9
1954-55	26		685	2104	0.326				522	808	0.646			1268	48.8	521	
1955-56	26		735	2032	0.362				536	770	0.696			1451	55.8	473	20
1956-57	28		688	1956	0.352				609	831	0.733			1230	43.9	508	18
1957-58	26		646	1731	0.373				405	650	0.623			1279	49.2	513	22
1958-59	26		751	1822	0.412				436	698	0.625			1402	53.9	470	22
1959-60	25		630	1653	0.381				416	613	0.679			1168	46.7	459	18
1960-61	26		736	1790	0.411				451	670	0.673			1255	48.3	524	
1961-62	26		725	1910	0.380				390	604	0.646			1293	49.7	530	
1962-63	26		745	1825	0.408				495	701	0.706			1273	49.0	596	
1963-64	25		775	1775	0.437				424	605	0.701			1220	48.8	508	
1964-65	28		1014	2122	0.478				611	825	0.741			1457	52.0	584	
1965-66	25		946	1898	0.498				496	693	0.720			1346	53.8	488	
1966-67	24		762	1550	0.492				436	644	0.678			1117	46.5	519	
1967-68	25		787	1803	0.436				490	720	0.681			1276	51.0	498	
1968-69	28		903	2029	0.445				519	785	0.661			1438	51.4	574	
1969-70	26		812	1859	0.437				472	718	0.657			1369	52.7	534	
1970-71	29		918	1933	0.475				565	805	0.702			1352	46.6	403	
1971-72	26		801	1659	0.483				526	736	0.715			1206	46.4	435	12
1972-73	26		822	1701	0.483				428	594	0.721			1240	47.7	365	
1973-74	26		788	1730	0.455				439	581	0.756			1137	43.7	492	12
1974-75	26		819	1725	0.475				424	613	0.692			1119	43.0	552	24
1975-76	26		805	1722	0.467				405	585	0.692			1162	44.7	572	31
1976-77	27		800	1706	0.469				413	571	0.723			1071	39.7	579	24
1977-78	30		957	1974	0.485				515	725	0.710			1126	37.5	640	39
1978-79	28		940	1778	0.529				501	717	0.699			1176	42.0	587	29
1979-80	29		955	1830	0.522				511	722	0.708			1224	42.2	543	21
1980-81	32		960	1954	0.491				600	840	0.714			1366	42.7	591	29
1981-82	30		697	1511	0.461				491	689	0.712			1118	37.2	507	14
1982-83	29		761	1652	0.461				492	687	0.716			1111	38.3	560	27
1983-84	31		896	1762	0.509				641	855	0.75			1076	34.7	624	17
1984-85	29		821	1773	0.463				533	789	0.676			1048	36.1	671	29
1985-86	32		897	1917	0.468				534	769	0.694			1171	36.6	654	22
1986-87	32		965	1972	0.489	127	318	0.399	577	773	0.746			1186	37.1	673	15
1987-88	32		976	1839	0.531	146	323	0.452	637	835	0.763			1160	36.3	597	15
1988-89	29		838	1675	0.500	135	359	0.376	527	647	0.815			968	33.4	574	14
1989-90	30		739	1482	0.499	140	311	0.450	492	684	0.719			925	30.8	584	21
1990-91	34		876	1796	0.488	121	303	0.399	581	825	0.704	348	811	1257	37.0	660	18
1991-92	32		877	1762	0.498	214	497	0.431	599	813	0.737	302	760	1176	36.8	621	20
1992-93	34	6875	948	1905	0.498	161	443	0.363	697	909	0.767	405	837	1324	38.9	721	15
1993-94	32	6453	876	1779	0.492	141	444	0.318	647	880	0.735	330	741	1185	37.0	691	21
1994-95	32	6481	809	1743	0.464	170	486	0.350	617	798	0.773	338	693	1124	35.1	601	22
1995-96	28	5602	802	1690	0.475	112	335	0.334	587	767	0.765	307	652	1061	37.9	599	
1996-97	26	5218	578	1453	0.398	99	379	0.261	292	453	0.645	246	483	824	31.7	505	18
1997-98	30	6081	589	1571	0.375	194	638	0.304	534	749	0.713	328	620	1060	35.3	638	
1998-99	28	5650	671	1487	0.451	176	474	0.371	491	677	0.725	254	659	913	32.6	585	28
1999-2000	33	6624	795	1725	0.461	192	515	0.373	546	784	0.696	299	819	1118	33.9	640	15
2000-01	33	6600	744	1620	0.459	185	485	0.381	651	835	0.780	292	760	1052	31.9	691	23
2001-02	30	6076	711	1514	0.470	170	428	0.397	523	688	0.760	265	735	1000	33.3	561	18
2002-03	32	6425	765	1654	0.463	194	517	0.375	575	762	0.755	353	781	1134	35.4	688	23
2003-04	30	6025	764	1571	0.486	171	487	0.351	501	692	0.724	316	701	1017	33.9	566	14
2004-05	30	6025	690	1648	0.419	211	583	0.362	381	530	0.719	347	670	1017	33.9	551	10
2005-06	29	5925	782	1692	0.462	202	521	0.388	443	620	0.715	325	699	1024	35.3	582	12
2006-07	34	6876	972	1981	0.491	265	617	0.415	454	688	0.660	414	859	1273	37.4	662	13
2007-08	35	7025	906	1970	0.460	285	764	0.373	483	737	0.655	365	986	1351	38.6	618	12
2008-09	33	6625	909	1879	0.484	238	624	0.381	488	669	0.729	302	894	1196	36.2	607	14



YEAR-BY-YEAR TEAM STATISTICS

YEAR	ASSTS	TO	BLOCKS	STEALS	POINTS	PPG	WINS	LOSS	WIN %	CONF. WINS	CONF. LOSS	PLACE, CONF.	NCAA/NIT	RECORD
1948-49					2116	58.8	21	13	0.618	12	8	4th, SC		
1949-50					1760	55.0	22	12	0.647	14	6	1st, SC	NCAA	1-1
1950-51	405				2416	65.3	28	9	0.757	15	5	1st, SC	NCAA/NIT	1-2/3-0*
1951-52	171				1451	60.4	14	10	0.583	9	5	2nd, SC		
1952-53					2052	68.5	22	8	0.733	11	3	2nd, SC	NIT	0-1
1953-54					1923	68.6	18	11	0.621	9	5	3rd, SC	NIT	0-1
1954-55					1892	72.8	13	13	0.500	10	4	2nd, SC		
1955-56					2006	77.2	18	8	0.692	10	4	2nd, SC		
1956-57					1985	70.1	19	9	0.679	11	3	1st, SC	NCAA	1-1
1957-58					1697	65.3	12	14	0.462	9	5	T2nd, SC		
1958-59					1965	75.6	15	11	0.577	8	6	4th, SC		
1959-60					1676	67.0	8	17	0.320	5	9	5th, SC		
1960-61					1923	74.0	15	11	0.577	9	5	3rd, SC		
1961-62					1834	70.5	10	16	0.385	5	9	4th, SC		
1962-63					1985	76.3	12	14	0.462	6	4	2nd, WAC		
1963-64					1974	79.0	13	12	0.520	5	5	3rd, WAC		
1964-65					2639	94.3	21	7	0.750	8	2	1st, WAC	NCAA	0-2
1965-66					2388	95.5	20	5	0.800	6	4	2nd, WAC	NIT	3-0*
1966-67					1960	81.7	14	10	0.583	8	2	T1st, WAC		
1967-68					2064	85.6	13	12	0.52	4	6	T4th, WAC		
1968-69					2325	83.0	16	12	0.571	6	4	T1st, WAC	NCAA	0-1
1969-70					2096	80.6	8	18	0.308	4	10	7th, WAC		
1970-71					2401	82.8	18	11	0.621	10	4	1st, WAC	NCAA	1-2
1971-72					2128	81.8	21	5	0.808	12	2	1st, WAC	NCAA	0-1
1972-73					2068	79.5	19	7	0.731	9	5	T2nd, WAC		
1973-74					2015	77.5	11	15	0.423	6	8	6th, WAC		
1974-75					2062	79.3	12	14	0.462	5	9	6th, WAC		
1975-76	445				2015	77.5	12	14	0.462	6	8	T5th, WAC		
1976-77	444				2013	74.6	12	15	0.444	4	10	7th, WAC		
1977-78	565	475	70	168	2429	81.0	12	18	0.400	6	8	T4th, WAC		
1978-79	540	489	97	172	2381	85.0	20	8	0.714	10	2	1st, WAC	NCAA	0-1
1979-80	560	450	103	144	2421	83.5	24	5	0.828	13	1	1st, WAC	NCAA	0-1
1980-81	542	476	117	157	2520	78.8	25	7	0.781	12	4	3rd, WAC	NCAA	3-1
1981-82	450	444	90	127	1885	62.8	17	13	0.567	9	7	T4th, WAC	NIT	0-1
1982-83	445	394	133	173	2014	69.4	15	14	0.517	11	5	T1st, WAC		
1983-84	495	444	75	196	2433	78.5	20	11	0.645	12	4	2nd, WAC	NCAA	1-1
1984-85	438	364	64	183	2175	75.0	15	14	0.517	9	7	T3rd, WAC		
1985-86	496	452	102	187	2328	72.8	18	14	0.563	11	5	4th, WAC	NIT	2-1
1986-87	540	423	109	201	2634	82.3	21	11	0.656	12	4	2nd, WAC	NCAA	0-1
1987-88	597	442	86	205	2735	85.5	26	6	0.813	13	3	1st, WAC	NCAA	1-1
1988-89	438	392	25	175	2338	80.6	14	15	0.483	7	9	5th, WAC		
1989-90	467	369	47	191	2110	70.3	21	9	0.700	11	5	T1st, WAC	NCAA	0-1
1990-91	565	473	246	175	2454	72.2	21	13	0.618	11	5	2nd, WAC	NCAA	1-1
1991-92	564	451	94	219	2567	80.2	25	7	0.781	12	4	T1st, WAC	NCAA	0-1
1992-93	613	566	127	214	2754	81.0	25	9	0.735	15	3	T1st, WAC	NCAA	1-1
1993-94	482	474	108	219	2540	79.4	22	10	0.688	12	6	3rd, WAC	NIT	1-1
1994-95	498	448	99	225	2405	75.2	22	10	0.688	13	5	T2nd, WAC	NCAA	0-1
1995-96	479	386	71	185	2303	82.3	15	13	0.536	9	9	5th, WAC		
1996-97	316	425	53	147	1547	59.5	1	25	0.038	0	16	8th, WAC Mtn		
1997-98	355	486	72	194	1906	63.5	9	21	0.300	4	10	6th, WAC Mtn		
1998-99	359	484	87	188	2009	71.8	12	16	0.429	6	8	5th, WAC Pac		
1999-2000	478	453	73	236	2328	70.5	22	11	0.667	7	7	6th, MWC	NIT	2-1
2000-01	414	454	108	203	2324	70.4	24	9	0.727	10	4	T1st, MWC	NCAA	0-1
2001-02	420	412	92	158	2115	70.5	18	12	0.600	7	7	T4th, MWC	NIT	1-1
2002-03	428	436	82	222	2299	71.8	23	9	0.719	11	3	T1st, MWC	NCAA	0-1
2003-04	445	409	98	208	2200	73.3	21	9	0.700	10	4	2nd, MWC	NCAA	0-1
2004-05	370	439	104	183	1972	65.7	9	21	0.429	3	11	T7th, MWC		
2005-06	462	425	108	197	2209	76.2	20	9	0.690	12	4	T2nd, MWC	NIT	0-1
2006-07	542	456	118	205	2654	78.1	25	9	0.735	13	3	1st, MWC	NCAA	0-1
2007-08	587	492	135	207	2580	73.7	27	8	0.771	14	2	1st, MWC	NCAA	0-1
2008-09	537	375	119	241	2544	77.1	25	8	0.758	12	4	T1st, MWC	NCAA	0-1

* NIT Champions



BYU COACHING BREAKDOWN

YEAR	COACH	CONF.	FINISH	(REC.)	OVERALL	OFF.	DEF.	DIFF.
2009	Dave Rose	T1st	MWC	(12-4)	25-8	77.1	65.2	+11.9
2008	Dave Rose	1st	MWC	(14-2)	27-8	73.7	63.2	+10.5
2007	Dave Rose	1st	MWC	(13-3)	25-9	78.1	69.0	+9.1
2006	Dave Rose	T2nd	MWC	(12-4)	20-9	76.2	71.7	+4.5
2005	Steve Cleveland	T7th	MWC	(3-11)	9-21	65.7	69.0	-3.3
2004	Steve Cleveland	2nd	MWC	(10-4)	21-9	71.4	65.6	+5.8
2003	Steve Cleveland	T1st	MWC	(11-3)	23-9	71.8	63.5	+8.3
2002	Steve Cleveland	T4th	MWC	(7-7)	18-12	70.5	65.0	+5.5
2001	Steve Cleveland	T1st	MWC	(10-4)	24-9	70.4	62.7	+7.7
2000	Steve Cleveland	6th	MWC	(7-7)	22-11	70.5	63.8	+6.7
1999	Steve Cleveland	5th	WAC	(6-8)	12-16	71.8	73.4	-1.6
1998	Steve Cleveland	6th	WAC	(4-10)	9-21	63.5	69.8	-6.3
1997	Tony Ingle	16th	WAC	(0-16)	0-19	58.3	78.9	-20.6
1997	Roger Reid	-	WAC	(0-0)	1-6	62.9	80.3	-17.4
1996	Roger Reid	5th	WAC	(9-9)	15-13	82.3	78.4	+3.9
1995	Roger Reid	2nd	WAC	(13-5)	22-10	75.2	69.2	+6.0
1994	Roger Reid	3rd	WAC	(12-6)	22-10	79.4	74.4	+5.0
1993	Roger Reid	1st	WAC	(15-3)	25-9	81.0	71.9	+9.1
1992	Roger Reid	1st	WAC	(12-4)	25-7	80.2	69.6	+10.6
1991	Roger Reid	2nd	WAC	(11-5)	21-13	72.2	68.7	+3.5
1990	Roger Reid	1st	WAC	(11-5)	21-9	70.3	65.7	+4.6
1989	Ladell Andersen	5th	WAC	(7-9)	14-15	80.6	80.1	+0.5
1988	Ladell Andersen	1st	WAC	(13-3)	26-6	85.5	76.2	+9.3
1987	Ladell Andersen	2nd	WAC	(12-4)	21-11	82.3	77.2	+5.1
1986	Ladell Andersen	4th	WAC	(11-5)	18-14	72.8	70.6	+2.2
1985	Ladell Andersen	3rd	WAC	(9-7)	15-14	75.0	74.4	+0.6
1984	Ladell Andersen	2nd	WAC	(12-4)	20-11	78.5	75.0	+3.5
1983	Frank Arnold	1st	WAC	(11-5)	15-14	69.5	66.2	+3.3
1982	Frank Arnold	4th	WAC	(9-7)	17-13	62.8	58.4	+4.4
1981	Frank Arnold	3rd	WAC	(12-4)	25-7	78.8	71.1	+7.7
1980	Frank Arnold	1st	WAC	(13-1)	24-5	83.5	72.5	+11.0
1979	Frank Arnold	1st	WAC	(10-2)	20-8	85.0	76.6	+8.4
1978	Frank Arnold	4th	WAC	(6-8)	12-18	81.0	83.2	-2.2
1977	Frank Arnold	7th	WAC	(4-10)	12-15	74.6	75.1	-0.5
1976	Frank Arnold	5th	WAC	(6-8)	12-14	77.5	83.9	-6.4
1975	Glenn Potter	6th	WAC	(5-9)	12-14	79.3	80.3	-1.0
1974	Glenn Potter	6th	WAC	(6-8)	11-15	77.5	83.9	-6.4
1973	Glenn Potter	2nd	WAC	(9-5)	19-7	79.5	74.6	+4.9
1972	Stan Watts	1st	WAC	(12-2)	21-5	81.8	74.1	+7.7
1971	Stan Watts	1st	WAC	(10-4)	18-11	82.8	79.1	+3.7
1970	Stan Watts	7th	WAC	(4-10)	8-18	80.7	84.1	-3.4
1969	Stan Watts	1st	WAC	(6-4)	16-12	83.0	80.7	+2.3
1968	Stan Watts	4th	WAC	(4-6)	13-12	82.6	78.2	+4.4
1967	Stan Watts	1st	WAC	(8-2)	14-10	81.7	76.1	+5.6
1966	Stan Watts	2nd	WAC	(6-4)	20-9	95.5	82.9	+12.6
1965	Stan Watts	1st	WAC	(8-2)	21-7	94.3	84.1	+10.2
1964	Stan Watts	3rd	WAC	(5-5)	13-12	79.0	80.2	-1.2
1963	Stan Watts	2nd	WAC	(6-4)	12-14	77.1	78.3	-1.2
1962	Stan Watts	4th	MSC	(5-9)	10-16	70.5	74.9	-4.4
1961	Stan Watts	3rd	MSC	(9-5)	15-11	73.9	71.9	+2.0
1960	Stan Watts	5th	MSC	(5-9)	9-17	67.0	75.1	-8.1
1959	Stan Watts	4th	MSC	(8-6)	15-11	75.5	71.2	+4.3
1958	Stan Watts	2nd	MSC	(9-5)	13-13	65.3	66.7	-1.4
1957	Stan Watts	1st	MSC	(11-3)	19-9	70.7	67.1	+3.6
1956	Stan Watts	2nd	MSC	(10-4)	18-8	77.2	67.0	+10.2
1955	Stan Watts	2nd	MSC	(10-4)	13-13	72.7	71.0	+1.7
1954	Stan Watts	2nd	MSC	(9-5)	18-11	68.6	64.8	+3.8
1953	Stan Watts	2nd	MSC	(11-3)	22-8	69.2	56.2	+13.0
1952	Stan Watts	2nd	MSC	(9-5)	14-10	60.4	58.8	+1.6
1951	Stan Watts	1st	RMC	(15-5)	28-8	65.3	55.7	+9.6
1950	Stan Watts	1st	RMC	(14-6)	22-12	55.0	49.9	+5.1

MWC=Mountain West Conference; WAC=Western Athletic Conference;
MSC=Mountain State Conference (Skyline); RMC=Rocky Mountain Conference

MARRIOTT CENTER W/L RECORDS

YEARS	HEAD COACH	W/L	PCT.
1971-72	Stan Watts	12-0	1.000
Stan Watts Total		12-0	1.000
1972-73	Glenn Potter	11-3	.786
1973-74	Glenn Potter	6-4	.600
1974-75	Glenn Potter	9-6	.533
Glenn Potter Total		26-13	.641
1975-76	Frank Arnold	7-5	.583
1976-77	Frank Arnold	6-6	.500
1977-78	Frank Arnold	9-4	.692
1978-79	Frank Arnold	14-0	1.00
1979-80	Frank Arnold	12-2	.857
1980-81	Frank Arnold	13-0	1.00
1981-82	Frank Arnold	11-5	.688
1982-83	Frank Arnold	9-6	.600
Frank Arnold Total		81-28	.743
1983-84	Ladell Andersen	14-1	.933
1984-85	Ladell Andersen	9-5	.643
1985-86	Ladell Andersen	12-4	.750
1986-87	Ladell Andersen	10-4	.786
1987-88	Ladell Andersen	16-2	.889
1988-89	Ladell Andersen	10-5	.667
Ladell Andersen Total		71-21	.783
1989-90	Roger Reid	15-0	1.00
1990-91	Roger Reid	10-6	.625
1991-92	Roger Reid	14-1	.933
1992-93	Roger Reid	13-1	.929
1993-94	Roger Reid	14-2	.875
1994-95	Roger Reid	14-0	1.000
1995-96	Roger Reid	11-4	.733
1996-97	Roger Reid	1-4	.143
Roger Reid Total		92-18	.821
1996-97	Tony Ingle	0-9	.000
Tony Ingle Total		0-9	.000
1997-98	Steve Cleveland	4-10	.286
1998-99	Steve Cleveland	9-5	.643
1999-00	Steve Cleveland	14-2	.875
2000-01	Steve Cleveland	15-0	1.000
2001-02	Steve Cleveland	16-0	1.000
2002-03	Steve Cleveland	13-1	.929
2003-04	Steve Cleveland	13-0	1.000
2004-05	Steve Cleveland	6-8	.429
Steve Cleveland Total		90-26	.776
2005-06	Dave Rose	14-1	.933
2006-07	Dave Rose	17-0	1.000
2007-08	Dave Rose	16-0	1.000
2008-09	Dave Rose	14-2	.875
Dave Rose Total		61-3	.953
Total		433-118	.786



BYU COACHING RECORDS

YEARS	HEAD COACH	WON	LOST	PCT.
1902-03	W.A. Colton	4	5	.444
1903-05	(Unknown)	12	6	.667
1905-08	C.T. Teetzel	22	6	.786
1908-10	Fred Bennion	16	6	.727
1910-11	Henry Rose	8	0	1.000
1911-20	E.L. Roberts	58	20	.744
1920-25	Alvin Twitchell	50	20	.714
1925-28	E.L. Roberts	29	29	.500
	Roberts Overall	87	49	.640
1928-35	G. Ott Romney	139	71	.662
1935-36	Edwin R. Kimball	16	9	.640
1936-38	Fred "Buck" Dixon	25	23	.521
1938-41	Edwin R. Kimball	43	29	.597
	Kimball Overall	59	38	.608
1941-49	Floyd Millet	104	77	.575
1949-72	Stan Watts	371	254	.594
1972-75	Glenn Potter	42	36	.538
1975-83	Frank Arnold	137	94	.593
1983-89	Ladell Andersen	114	71	.616
1989-96	Roger Reid	152	77	.664
1996-97	Tony Ingle	0	19	.000
1997-05	Steve Cleveland	138	108	.561
2005-Pres.	Dave Rose	97	34	.740
	OVERALL	1578	994	.614

POSTSEASON RECORDS

STAN WATTS

NCAA Overall – 4-10
 NIT Overall – 6-2
 1950 – NCAA – 1-1
 1951 – NCAA – 1-2
 NIT – 3-0
 1953 – NIT – 0-1
 1954 – NIT – 0-1
 1957 – NCAA – 1-1
 1965 – NCAA – 0-2
 1966 – NIT – 3-0
 1969 – NCAA – 0-1
 1971 – NCAA – 1-2
 1972 – NCAA – 0-1

FRANK ARNOLD

NCAA Overall – 3-3
 NIT Overall – 0-1
 1979 – NCAA – 0-1
 1980 – NCAA – 0-1
 1981 – NCAA – 3-1
 1982 – NIT – 0-1

LADELL ANDERSEN

NCAA Overall – 2-3
 NIT Overall – 2-1
 1984 – NCAA – 1-1
 1986 – NIT – 2-1
 1987 – NCAA – 0-1
 1988 – NCAA – 1-1

ROGER REID

NCAA Overall – 2-5
 NIT Overall – 1-1
 1990 – NCAA – 0-1
 1991 – NCAA – 1-1
 1992 – NCAA – 0-1
 1993 – NCAA – 1-1
 1994 – NIT – 1-1
 1995 – NCAA – 0-1

STEVE CLEVELAND

NCAA Overall – 0-3
 NIT Overall – 3-2
 2000 – NIT – 2-1
 2001 – NCAA – 0-1
 2002 – NIT – 1-1
 2003 – NCAA – 0-1
 2004 – NCAA – 0-1

DAVE ROSE

NCAA Overall – 0-3
 NIT Overall – 0-1
 2006 – NIT – 0-1
 2007 – NCAA – 0-1
 2008 – NCAA – 0-1
 2009 – NCAA – 0-1

MEN'S BASKETBALL COACHES (SINCE 1960)

YEARS	HEAD COACH	ASSISTANT COACHES
1959-60	Stan Watts	Bob Bunker
1960-61	Stan Watts	Bob Bunker
1961-62	Stan Watts	Bob Bunker
1962-63	Stan Watts	Roland Minson
1963-64	Stan Watts	Roland Minson
1964-65	Stan Watts	Alan "Pete" Witbeck
1965-66	Stan Watts	Alan "Pete" Witbeck
1966-67	Stan Watts	Alan "Pete" Witbeck
1967-68	Stan Watts	Alan "Pete" Witbeck
1968-69	Stan Watts	Alan "Pete" Witbeck
1969-70	Stan Watts	Alan "Pete" Witbeck
1970-71	Stan Watts	Alan "Pete" Witbeck, Glenn Potter
1971-72	Stan Watts	Alan "Pete" Witbeck, Glenn Potter
1972-73	Glenn Potter	Bob Frederick, Courtney Leishman
1973-74	Glenn Potter	Bob Frederick, Courtney Leishman
1974-75	Glenn Potter	Bob Frederick, Courtney Leishman
1975-76	Frank Arnold	John McMullen, Harry Anderson
1976-77	Frank Arnold	John McMullen, Harry Anderson
1977-78	Frank Arnold	John McMullen, Harry Anderson
1978-79	Frank Arnold	Roger Reid, Harry Anderson
1979-80	Frank Arnold	Roger Reid, Harry Anderson
1980-81	Frank Arnold	Roger Reid, Harry Anderson
1981-82	Frank Arnold	Roger Reid, Carl Ingersoll
1982-83	Frank Arnold	Roger Reid, Carl Ingersoll
1983-84	Ladell Andersen	Roger Reid, Carl Ingersoll
1984-85	Ladell Andersen	Roger Reid, Carl Ingersoll
1985-86	Ladell Andersen	Roger Reid, Carl Ingersoll
1986-87	Ladell Andersen	Roger Reid, Carl Ingersoll
1987-88	Ladell Andersen	Roger Reid, Carl Ingersoll
1988-89	Ladell Andersen	Roger Reid, Carl Ingersoll
1989-90	Roger Reid	Tony Ingle, Charles Bradley
1990-91	Roger Reid	Tony Ingle, Charles Bradley
1991-92	Roger Reid	Tony Ingle, Charles Bradley
1992-93	Roger Reid	Tony Ingle, Charles Bradley
1993-94	Roger Reid	Tony Ingle, Charles Bradley
1994-95	Roger Reid	Tony Ingle, Lynn Archibald, Russell Zaugg
1995-96	Roger Reid	Tony Ingle, Lynn Archibald, Russell Zaugg
1996-97	Roger Reid	Tony Ingle, Lynn Archibald, Russell Zaugg
1996-97	Tony Ingle	Lynn Archibald, Russell Zaugg
1997-98	Steve Cleveland	Dave Rose, Nate Call, Heath Schroyer
1998-99	Steve Cleveland	Dave Rose, Nate Call, Heath Schroyer
1999-00	Steve Cleveland	Dave Rose, Nate Call, Heath Schroyer
2000-01	Steve Cleveland	Dave Rose, Nate Call, Heath Schroyer
2001-02	Steve Cleveland	Dave Rose, John Wardenburg, Andy Toolson
2002-03	Steve Cleveland	Dave Rose, John Wardenburg, Andy Toolson
2003-04	Steve Cleveland	Dave Rose, John Wardenburg, Andy Toolson
2004-05	Steve Cleveland	Dave Rose, John Wardenburg, Andy Toolson
2005-06	Dave Rose	Dave Rice, John Wardenburg, Walter Roesse
2006-07	Dave Rose	Dave Rice, John Wardenburg, Walter Roesse
2007-08	Dave Rose	Dave Rice, John Wardenburg, Terry Nashif
2008-09	Dave Rose	Dave Rice, John Wardenburg, Terry Nashif
2009-10	Dave Rose	Dave Rice, John Wardenburg, Terry Nashif



AAA

Ron Abegglen	1959-60-61
Charles Abouo	2009
Jarkko Ahlbom	1996-97-98
Austin Ainge	2003-04-05-06-07
Danny Ainge	1978-79-80-81
Doug Ainge	1974
Von Alleman	1982-83
Glen Allen	1938-39-40
John Allen	2003
Markland Allred	1935-38
John Alstrom	1962-63
Brian Ambrozich	1972-73
Belmont Anderson	1972-73-74
Blaine Anderson	1954-55-56
David Anderson	1997
Greg Anderson	1977-78
Harry Anderson	1955-56-57
Jack Anderson	1956-57
James Anderson	2009
Kenneth Anderson	1924
Steve Anderson	1978-79-80
Lou Andrus	1963
Steve Andrus	1989-90
Brett Applegate	1983-84
Rafael Araujo	2003-04
Jordan Archibald	2000-01
Lance Archibald	1996-97-98-99
Stan Ashby	1962
Alan Astle	1984-87-88-89
David Astle	1990-91-92-93

BBB

Bryce Bailey	1944-45-46-47
Dave Bailey	1971-72
Maynard Bailey	1945
Clyde Baker	1970-71
Jimmy Balderson	2002-05-06-07
Wilburn Ball	1933
Greg Ballif	1978-79-80-81-82
Mark Ballif	1929-30
Dave Barber	1960

Bruce Barron	1968-69
Gary Batchelor	1961-62-63
Ivan Beem	1947-48-49-50
Doug Beck	1957
Chad Beckstead	1937-38
Ron Bell	1960
John Benson	1955-56-57
Jim Benton	1935
Grant Berges	1995-96-97
Mike Berning	1974
Frank Berrett	1959-60
Sherrell Berrett	1959
Roland Bevell	1960-61
Lowell Biddulph	1925
Mark Bigelow	1999-02-03-04
Nick Bird	1923
Gus Black	1935-36-37
Bill Blumenthal	1962-63-64
Daniel Bobik	2001-02
Ralph Bonham	1953
Malcolm Booth	1938
Danny Bower	1998-99
Ricky Bower	2003-04
Shawn Bradley	1991
Paul Briggs	1989-90
Lloyd Brink	1939-40-41
Eldon Brinley	1928-29-30-31
Rashaun Broadus	2006-07
Walter Brooks	1935-36
Tyrone Brown	1997
Vince Bryan	1988-89
Jay Bunker	1971-72-73
Sam Burgess	2005-06-07-08
Van Burgess	1953-54-55
Bruce Burton	1961-62-63

CCC

Nathan Call	1987-88-91-92
Elbert Campbell	1935
Jeff Campbell	1991-95-96-97
Hugh Cannon	1934-35-36
Bobby Capener	1982-83-86-87


Jon Carlisle	2002
Nate Chappell	1999
Jeff Chatman	1985-86-87-88
Jay Cheesman	1974-75-76-77
Larry Cheesman	1977-78
Junior Child	1946-47
Jacob Chrisman	2001
Bryce Christensen	1940-41
Craig Christensen	1976-79-80-81-82
Harold Christensen	1951-52-53
Jack Christensen	1937-38-39
Kurt Christensen	1992-93-94
Todd Christensen	1996-99-00
Lee Christiansen	1930
Fred Clark	1918-19
Randy Clark	1947-48-49
Grig Clawson	1973-74-75
Mark Clausen	1988
Robert Cochran	1985-86
Reed Collins	1926-27-28
Stan Collins	1953-54
Chris Collinsworth	2008
Jeff Congdon	1964-65-66
George Cooper	1928-29-30-31
Nathan Cooper	1996-99-00-01
Kresimir Cosic	1971-72-73
Wayne Cottle	1950-51
Bob Craig	1949-50-51
Steve Craig	1976-79-80-81
Jack Cravens	1957-58
Bill Crow	1962-63
Todd Crow	1990
Larry Crowley	1960-61
Dave Crowton	1936
Ralph Crowton	1935-36-39
Sherman Crump	1952-53-54
Ryan Cuff	1993
Lee Cumnard	2006-07-08-09

DDD

Dick Dabbling	1946
Jerry Dahlman	1963
Kirk Davidson	1990-91
Bob Davis	1968-69-70
Derek Dawes	2001-04-05-06
Larry DeLaittre	1970
Dee Denzer	1964
Bob Detmers	1937
Willard Devitt	1938
Brian Dignan	1998-99
Buck Dixon	1923-24-25-26
Sanky Dixon	1926-27-28-29
Chris Dowling	1969
Paul Drecksel	1983-84
Jon Dresser	1967-68-69
Jerry Dunn	1918-20-21
Loren Dunn	1951-52
Devin Durrant	1979-80-83-84
Kent Durrant	1949-51
Mark Durrant	1990-93-94-95

EEE

Jim Eakins	1966-67-68
Gary Earnest	1959-60-61
Dave Eastis	1959-60-61
Valoy Eaton	1958-59-60
Clarence Edwards	1918-19-20
Bud Eggertsen	1940
Joe Ellsworth	2000



Jackson Emery	2006-09
Duane Esplin	1941-42-47
Fay Evans	1932-33
Ferd Evans	1932-33
Talmadge Eyre	1998

FFF

John Fairchild	1964-65
Mel Fawcett	1932
Bryan Fink	1985-86
John Fish	1989-92-93-94
Orville Fisher	1966-67-68
Chad Fister	1996
Alan Frampton	1989-90
Danny Frazier	1979
Jimmer Fredette	2008-09
Bernie Fryer	1971-72
DeRay Fullmer	1947-48-49-50
Frank Fullmer	1940-41-42
Gary Furniss	1981-82-83

GGG

Dean Gardner	1940-41-42
Mike Gardner	1963-64-65
Morris Gardner	1947
Floyd Garn	1931-32
Alma Garrett	1946-47
Todd Gentry	1990
Earl Giles	1934-35-36-37
Floyd Giles	1941-42-43-46
Lynn Gleave	1958
Elwood Gledhill	1923
Tom Gnelting	1985-86-87
George Gourley	1933
Lee Gourley	1935
R. Clark Greenhalgh	1945-46-49
Tom Griggs	1924
Dick Grimmert	1934
Earl Groesbeck	1925
Holden Gunnett	1935-39
John Gustin	1957-58

HHH

Ed Hale	1947
Mike Hall	2004-05
Lynn Halvorsen	1929
Lee Hamblin	1943
Brian Hamilton	1998-99
Chris Handy	1998
Mark Handy	1974-75-76-77
Travis Hansen	2001-02-03
Don Hanson	1943
Chauncey Harmon	1925
Irel Hart	1927

Noah Hartssock	2009
Jacob Hawkins	1999
Marty Haws	1985-87-88-89-90
Leon Heaps	1951-52
Don Helm	1958
Mike Herring	1988-89
Mark Heslop	1986-89-90-91-92
Bruce Hill	1959-60
Gary Hill	1965-66-67
Russ Hillman	1949-50-51
Willard Hirschi	1954-55-56
Bryan Hofheins	1995-96
Jim House	1967
Bob Howard	1923-24-25-26
Dan Howard	2000-01-02-03
Doug Howard	1968-69-70
Greg Humphreys	1986-87
Dale Hunt	1941
Jim Hunter	1931-32-33-34
Mel Hutchins	1947-48-50-51

III

Rags Ingersoll	1924-25-28-29
Bob Inglis	1960
Vuk Ivanovic	2006-07-08
Ivan Iverson	1937

JJJ


Elwood Jackson	1922
Gee Jackson	1942
Boyd Jarman	1951-52-53
Ken James	1965-66-67
Hal Jensen	1956-57
Jay Jensen	1947
Jared Jensen	2002-03-04-05
John Jensen	1945
Lawrell Jensen	1930
Bart Jepsen	1998-01-02-03
Bret Jepsen	1995-98-99
Jim Jimas	1965-66-67
Joe Johnson	1932-33-34-35
Lloyd Johnson	1961-62
Lou Johnson	1930-31-32
Dick Jones	1949-50-51
Robert Jones	1991-92
Russ Jones	1957-58
Troy Jones	1973-74-75-76
Craig Jorgensen	1971-72-73

KK

Keegan Kane	1991
Tom Karren	1952-53-54
Ralph Keeler	1919-22-23



JEFF CHATMAN



MARTY HAWS



ALL-TIME LETTERMEN



**JEFF CONGDON
DICK NEMELKA**

Steve Kelly 1969-70-71
 Jim Kelson 1961-62-63
 Andy Kimball 1945
 Paul Kitchen 1956
 Greg Kite 1980-81-82-83
 Nate Knight 2001
 Shane Knight 1991-92-93-94-95
 Steve Kramer 1964-65-66
 LaVar Kump 1936-37-38
 Ron Kump 1954
 Gene Kunz 1961-62

LLL

Timo Lampen 1961
 Dean Larsen 1952-53-54
 Russell Larson 1992-93-94-95
 Vance Law 1975-76-77
 Veryl Law 1974-75-76-77
 Luiz Lemes 2003-04
 Drew Leonard 1937
 Malcolm LeSueur 1932-33
 Dave Lewis 1954-55-56
 John Lewis 1963
 Kari Liimo 1967-68-69
 Shawn Lindquist 1993-94
 Chick Little 1946-47
 John Lloyd 1990
 Wesley Lloyd 1924-25-26
 Matt Lohner 1995-96
 Paul Loveday 1966-67
 Michael Loyd, Jr. 2008
 Terrell Lyday 2000-01
 Chris Lynch 1988
 Walter Lyons 1935
 Marty Lythgoe 1967-68-69


MMM

Gavin MacGregor 2007
 Mac Madsen 1954-58-59
 McRay Magleby 1930-31
 Russell Magleby 1928-29-30-31
 Fernando Malaman 2006-07
 Jack Mannion 1961
 Nick Martineau 2008
 Nick Mateljan 1953-54-55
 Anthony Matthews 1985-86
 LeRoy Maughan 1966-69-70
 Mike Maxwell 1980-82
 Mike May 1977-78
 Dave McGuire 1978-79-81
 Emerson McOmber 1933
 Jim McIntyre 1960
 Garner Meads 2001-04-05
 Steve Merta 1962
 Mark Michaelis 1999
 Chris Miles 2005-08-09
 Gary Miles 1957-58-59
 Paul Millar 1963-64

Jared Miller 1991-92-93
 Jim Miller 1969-70-71
 Mark Miller 1960-63-64
 Floyd Millet 1933
 Duard Millett 1943
 Wayne Millett 1935
 Roland Minson 1949-50-51
 John Moala 1997
 Matt Montague 1997-00-01-02
 Scott Moon 1990-91
 Lamont Morgan, Jr. 2009
 Tim Mould 1976
 Ben Murdoch 2007-08
 Bert Myers 1959-60

NNN

Nick Nakic 1977
 Terry Nashif 2002-03-04-05
 Ross Neilson 1923
 Byron Nelson 1931-32-33-34
 Joe Nelson 1947-48-49-50
 Dick Nemelka 1964-65-66
 John Nicoll 1958-59
 David Nielsen 1999-00
 Eric Nielsen 1997-00-01-02
 Gifford Nielsen 1974-75



**KEVIN WOODBERRY &
LUIZ LEMES**

Kevin Nielsen 1978-79-82-83-84
 Stan Nielsen 1940-41
 Chris Nikchevich 1983-84-85
 Kevin Nixon 1992-93
 Reed Noble 1975-76

OOO

Ralph Olsen 1951-52
 Roy Olsen 1945-46-47
 Bob Orr 1941-42-43
 Misho Ostarcevic 1976-77
 Clarence Osterhues 1949-50
 Don Overly 1940-41
 Dick Owen 1947

PPP

Paul Packard 1922-23-24-25

Albert Page 1919-20
 Bill Pardoe 1938
 Averian Parrish 1986
 Lynn Parsons 1967-68-69
 Truman Partridge 1922-23
 Herschel Pederson 1954-55-56
 Marty Perry 1983-84-85
 Jared Peterson 1998
 Morris Peterson 1953-54
 Rolfe Peterson 1942-46
 Russ Peterson 1956-57-58-59
 Ed Pinegar 1954-55-56
 Jesse Pinegar 2001-02
 Matt Pinegar 2009
 Trent Plaisted 2005-06-07-08
 Alan Pollard 1983-85-86
 Carl Pollard 1984-85
 Wendell Poulson 1927
 Pete Prusse 1947
 Thomas Pyne 1920

QQQ

Bob Quinney 1963-64-65

RRR

Gary Radunich 1970
 Lloyd Rasmussen 1954-55
 Mahlon Rasmussen 1943
 Craig Raymond 1965-66-67
 Mark Reeve 1927-28-29-30
 Fenton Reeves 1920

Brock Reichner 2005-06
 Randy Reid 1990-93-94-95-96
 Robbie Reid 1994-95

George Rekoutis 1964
 Dale Rex 1941-42-43
 Keith Rice 1978-79
 Bob Ricks 1957
 Doug Richards 1972-73-74
 Frosty Richards 1924-25-26-27
 Harry Richards 1918-19-20-21
 Joe Richey 1951-52-53

Grant Richins 1943
 Vir Richins 1938-39
 Silester Rivers 1999-00
 Charles Roberts 1937-38
 Fred Roberts 1979-80-81-82
 Glen Roberts 1977-78-79
 Kenneth Roberts 1991-94-95-96
 Marc Roberts 2000-03-04
 Neil Roberts 1965-66-67
 Burl Robison 1930-31-32-33
 Elwood Romney 1930-31-32-33
 Golden Romney 1923-24-25-26
 Jerry Romney 1950-51-52
 Archie Rose 2008-2009
 Mike Rose 2004-05-06-07
 Lynn Rowe 1955-56-57
 Owen Rowe 1927-28-29
 Bill Ruffner 1964-66
 Bryon Ruffner 1996
 Paul Ruffner 1969-70
 Scott Runia 1977-78-79-80

SSS

Timo Saarelainen 1981-82-83-84-85
 Nick Sanderson 1992-93
 Kevin Santiago 1989-90
 Mark Santiago 1991-92
 Kalevi (Moni) Sarkalahti 1971-72-73
 LaVon Satterfield 1950
 Randy Schouten 1966-67-68
 Steve Schreiner 1988-89-90-91

Ron Selleaze 1998
 Ty Shippen 2001
 Jake Shoff 2003-04
 Ernest Shumway 1918
 Rickey Shumway 1959
 Don Simmons 1927
 Glen Simmons 1918-22
 Scott Sinek 1982-83-84-85
 Bob Skousen 1959-62-63
 Clarence Skousen 1927-28-29
 Michael Smith 1984, 87-88-89
 Don Snow 1940-41-42
 Greg Snow 1972-73-74-75
 Bill Snow 1921-27
 Scott Sonnenberg 1997
 Meade Squire 1946-47
 Jim Spencer 1959

Jon Stanley 1964-65
 George Staples 1930
 Ron Steinke 1960-61-62-63
 Tom Steinke 1955-56-57
 Neil Stephens 1953
 Brent Stephenson 1986-87
 Reed Stewart 1923-24-25
 Chris Stock 1996
 Earl Sumsion 1918
 Russell Swenson 1921-22-26

TTT

Nick Taggart 1997-00
 Jonathan Tavernari 2007-08-09
 Alan Taylor 1977-78-79-80
 Brian Taylor 1983-84-87-88
 Snide Taylor 1924
 John Taylor 1953-54

Terry Tebbs 1954-55-56
 Roy Thacker 1957-58-59
 Ted Thiel 1947-48-49
 Cy Thompson 1943
 Jay Thompson 1994-95-96
 Jermaine Thompson 1996
 Paul Thompson 1945
 Verne Thompson 1976-77
 Paul Thorn 1929
 Dick Thorne 1952
 James Thorne 1951
 Phil Tollestrup 1970-71-72
 Michael Tompson 1997
 Byron Toone 1950
 Andy Toolson 1985, 88-89-90
 Bill Treu 1958
 Gary Trost 1988-91-92-93
 Steve Trumbo 1979-80-81-82
 Marlow Turpin 1935-36-37

UUU

Keena Young 2005-06-07

Jim Usevitch 1983-84-87-88

VVV

Veikko Vainio 1969-70-71
 Don Volpi 1958
 Michael Vranes 1997-99-00-01

WWW

Brent Wade 1986-87
 Brady Walker 1942-43-46-47
 Bud Walker 1929
 Scott Warner 1967-68-69-70
 Stan Watts 1937-38
 Richie Webb 1981-84-85-86
 Justin Weidauer 1992-95-96-97-98
 Joe Weight 1946-47-48-49
 Ken Weight 1920-21-22
 Fred Weimer 1939-40-41
 Neil Welling 1943-44-45

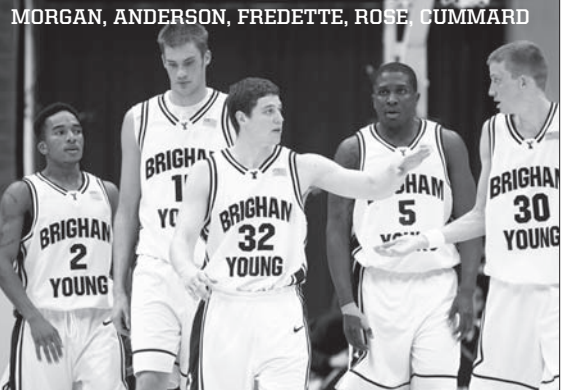


MEKELI WESLEY

Mekeli Wesley 1998-99-00-01
 Vern Whatcott 1949-50
 Jack Whipple 1947-48-49-50
 Trent Whiting 2001
 Jay Whitman 1932-33-34-35
 Craig Wilcox 1994-95
 Mel Wilkes 1956-57-58
 Chris Williams 1974-75-76
 Frank Willis 1919
 Bob Wilson 1961-62
 Joe Winters 1943
 David Wolfe 1988-89
 Kevin Woodberry 2003-04
 Frank Wright 1935-36
 Leslie Wright 1927-28-29
 Paul Wyatt 1963-64

YYY

Robbie Yates 1997-98
 Ike Young 1923
 Keena Young 2005-06-07



MORGAN, ANDERSON, FREDETTE, ROSE CUMMARD



BYU NCAA TOURNAMENT RESULTS

1950 (final 8 finish)

Western Regional Semis (Kansas City)
Baylor 56, BYU 55
Western Consolation (Kansas City)
BYU 83, UCLA 62

1951 (final 8 finish)

West First Round (Kansas City)
BYU 68, San Jose State 61
West Regional Semifinals (Kansas City)
Kansas State 64, BYU 54
West Regional Consolation (Kansas City)
Washington 80, BYU 67

1957 (final 16 finish)

*first-round bye
West Regional Semifinals (Corvallis, Ore.)
California 86, BYU 59
West Regional Consolation (Corvallis, Ore.)
BYU 65, Idaho State 54

1965 (final 16 finish)

*first-round bye
West Regional Semifinals (Provo, Utah)
UCLA 100, BYU 76
West Regional Consolation (Provo, Utah)
Oklahoma City 112, BYU 102

1969

West First Round (Las Cruces, N.M.)
New Mexico State 74, BYU 26

1971 (final 16 finish)

West First Round (Logan, Utah)
BYU 91, Utah State 82
West Reg. Semifinals (Salt Lake City)
UCLA 91, BYU 73
West Reg. Consolation (Salt Lake City)
Pacific 84, BYU 81

1972

West First Round (Pocatello, Idaho)
Long Beach State 95, BYU 90

1979

*first-round bye
West Second Round (Tucson, Ariz.)
(4) San Francisco 86, (5) BYU 63

1980

*first-round bye
West Second Round (Ogden, Utah)
(6) Clemson 71, (3) BYU 66

1981 (final 8 finish)

East Regional (Providence, R.I.)
(6) BYU 60, (11) Princeton 51
(6) BYU 78, (3) UCLA 55
East Regional Semifinals (Atlanta)
(6) BYU 51, (2) Notre Dame 50
West Regional Finals (Atlanta)
(1) Virginia 74, (6) BYU 60

1984

Midwest Regional (Birmingham, Ala.)
(8) BYU 84, (9) UAB 68
(1) Kentucky 93, (8) BYU 68

1987

SE First Round (Birmingham, Ala.)
(7) New Orleans 83, (10) BYU 79

1988

Midwest Regional (Birmingham, Ala.)
(4) BYU 98, (13) NC-Charlotte 92 (OT)
(5) Louisville 97, (4) BYU 76

1990

East First Round (Hartford, Conn.)
(5) *Clemson 49, (12) BYU 47
**win later vacated by the NCAA*

1991

West First Round (Salt Lake City)
(10) BYU 61, (7) Virginia 48
West Second Round (Salt Lake City)
(2) Arizona 76, (10) BYU 61

1992

West First Round (Boise, Idaho)
(7) LSU 94, (10) BYU 83

1993

Midwest First Round (Chicago)
(7) BYU 80, (10) SMU 71
Midwest Second Round (Chicago)
(2) Kansas 90, (7) BYU 76

1995

Midwest First Round (Memphis, Tenn.)
(9) Tulane 76, (8) BYU 70

2001

West First Round (San Diego)
(5) Cincinnati 84, (12) BYU 59

2003

South First Round (Spokane, Wash.)
(5) Connecticut 58, (12) BYU 53

2004

Phoenix Bracket (Denver)
(5) Syracuse 80, (12) BYU 75

2007

South First Round (Lexington, Ky.)
(9) Xavier 79, (8) BYU 77

2008



West First Round (Anaheim, Calif.)
(9) Texas A&M 67, (8) BYU 62

2009

West First Round (Philadelphia)
(9) Texas A&M 79, (8) BYU 66



24 NCAA APPEARANCES



In the 1981 NCAA Tournament, the Cougars advanced to the Elite Eight where they took on All-American Ralph Sampson and the Virginia Cavaliers. After beating Princeton, UCLA and Notre Dame earlier in the tournament, the Cougars, led by Greg Kite, Fred Roberts and Danny Ainge, were finally eliminated by the Cavaliers in the Elite Eight.





NIT APPEARANCES

1951

BYU 75, St. Louis 58
BYU 69, Seton Hall 59
BYU 62, Dayton, 43 (NIT Final)

1953

Niagara 82, BYU 76

1954

St. Francis PA 81, BYU 68

1966

BYU 90, Temple 78
BYU 97, Army 60
BYU 97, NYU 84 (NIT Final)

1982

Washington 66, BYU 63

1986

at BYU 67, SMU 63
at BYU 93, Cal-Irvine 80
at Ohio State 79, BYU 68

1994

at BYU 74, Arizona St. 67
at Fresno St. 68, BYU 66

2000

at BYU 81, Bowling Green 54
at BYU 82, Southern Illinois 57
at Notre Dame 64, BYU 52

2002

at BYU 78, UC Irvine 55
at Memphis 80, BYU 69

2006

at Houston 77, BYU 67

OVERALL RECORD

NIT 12-8 (10 years)
(Champions 1951, 1966)



COUGARS EARN NATIONAL TITLES IN 1951 AND 1966

In 1951, the Cougars defeated Dayton in the championship game of the National Invitational Tournament. After the win, BYU accepted an invitation to the NCAA Tournament, which at the time was not yet recognized as the decisive tournament for the country's best team. As the nation's champions, the Cougars finished 28-9 with the most wins in BYU basketball history. Not only is it impressive that BYU won the national title and so many games, but it is even more amazing that they did so without a home court. With the Smith Fieldhouse under construction, BYU split its "home games" between Springville High's gymnasium and the University of Utah. Head coach Stan Watts guided the Cougars to the national title in only his second year at the helm. Watts had the help of Mel Hutchins, who became the first Cougar to be named a first-team All-American and went on to win Rookie of the Year in the NBA in the 1952-53 season.

In 1966, the Cougars finished as a 20-game winner with their final game against NYU in the championship game of the National Invitational Tournament. Playing in a packed Madison Square Garden, the No. 1-ranked Cougars outplayed NYU, leading 48-43 at halftime and never looking back. With star Dick Nemelka on the bench with four fouls, the Cougars turned to junior center Craig Raymond and junior forward Gary Hill. Hill and Raymond, non-starters going into the tournament, led the high-scoring Cougar offense with 21 points each. Steve Kramer added 20 points to become the third Cougar with 20 or more points and the fifth Cougar to score in double digits. The win




1951 NIT CHAMPIONS



over the Violets marked the second NIT championship for both BYU and head coach Stan Watts. The season was the highest scoring in Cougar history. BYU averaged 95.5 points per game while hitting 50 percent of its shots. In the NIT final the Cougars shot 59 percent while


handling NYU. Former coach of the Boston Celtics, Red Auerbach, commented on BYU at the championship, saying, "BYU simply overpowered them. They (the Cougars) outplayed them all over the court."



1966 NIT CHAMPIONS



YEAR	TOURNAMENT	PLC.	REC.
1949-50	Rocky Mtn. Conf.	1st	3-0
	Los Angeles Inv.	4th	1-1
	NCAA	4th	1-1
1950-51	Rocky Mtn. Conf.	2nd	2-1
	NIT	1st	3-0
	NCAA	4th	1-2
1951-52	Sugar Bowl	4th	0-2
1952-53	Dixie Classic	2nd	2-1
	NIT		0-1
1953-54	Holiday Festival	3rd	2-1
	NIT		0-1
1955-56	Motor City	1st	2-0
1956-57	Holiday Festival	3rd	2-1
	NCAA Regional	3rd	1-1
1958-59	Queen City	4th	0-2
1959-60	Hurricane	3rd	1-1
1960-61	Poinsettia	3rd	1-1
1962-63	Quaker City	2nd	2-1
1963-64	Far West	2nd	2-1
1964-65	All-College	3rd	2-1
	NCAA Regional	4th	0-2
1965-66	Quaker City	5th	2-1
	NIT	1st	3-0
1966-67	Holiday Festival	6th	1-2
1967-68	All-College	2nd	2-1
1968-69	Cable Car Classic	4th	0-2
	Far West Classic	3rd	2-1
	NCAA Regional		0-1
1969-70	Quaker City	5th	1-2
1970-71	NCAA Regional	4th	1-2
	Rainbow Classic	2nd	2-1
1971-72	Cougar Classic	1st	2-0
	Jayhawk Classic	3rd	1-1
	Old Dominion	3rd	1-1
	NCAA Regional		0-1
1972-73	All-College	2nd	2-1
1973-74	Far West Classic	4th	2-1
1975-76	Cougar Classic	2nd	1-1
	Old Dominion	1st	2-0
1976-77	Cougar Classic	1st	2-0
	All-College	3rd	2-1
1977-78	Cougar Classic	4th	0-2
	Rainbow Classic	7th	1-2
1978-79	Cougar Classic	1st	2-0
	Pillsbury Classic	3rd	1-1
	NCAA Regional		0-1
1979-80	Cougar Classic	1st	2-0
	Far West Classic	3rd	2-1
	NCAA Regional		0-1
1980-81	Cougar Classic	1st	2-0
	Volunteer Classic	2nd	1-1
	NCAA Regional		3-1
1981-82	Cougar Classic	1st	2-0
	NIT		0-1
1982-83	Cougar Classic	3rd	1-1
	Holiday Festival	4th	0-2
1983-84	Cougar Classic	3rd	1-1
	Kentucky Inv.	2nd	2-1
	WAC		0-1
	NCAA Regional		1-1
1984-85	Stanford Inv.	3rd	1-1
	Cougar Classic	1st	2-0
	Cotton States	3rd	1-1
	WAC		0-1
1985-86	Cactus Klassic	3rd	1-1
	Cougar Classic	2nd	1-1




Travis Hansen led BYU with 21 points and two blocks in a 58-53 loss to Connecticut in the first round of the 2003 NCAA Tournament.


	WAC		0-1
	NIT		2-1
1986-87	Coca-Cola NIT Classic		0-1
	Cougar Classic	2nd	1-1
	Cable Car Classic	1st	2-0
	WAC		1-1
	NCAA		0-1
1987-88	Cougar Classic	1st	2-0
	WAC		1-1
	NCAA		1-1
1988-89	Lapchick	2nd	1-1
	Cougar Classic	2nd	1-1
	WAC		0-1
1989-90	Cougar Classic	1st	2-0
	WAC		0-1
	NCAA		0-1
1990-91	Big Apple NIT		0-1
	Cougar Classic	2nd	1-1
	Holiday Festival	4th	0-2
	WAC	1st	3-0
	NCAA		1-1
1991-92	Cougar Classic	1st	2-0
	Red Lobster Classic	3rd	1-1
	WAC	1st	3-0
	NCAA		0-1
1992-93	Cougar Classic	1st	2-0
	Maui Invitational	2nd	2-1
	Far West Classic	4th	0-2
	WAC		1-1
	NCAA		1-1
1993-94	Tournament of Champions	2nd	1-1
	Cougar Classic	1st	2-0
	WAC	2nd	2-1
	NIT		1-1
1994-95	Alaska Shootout	2nd	2-1
	Cougar Classic	1st	2-0
	Cable Car Classic	1st	2-0
	WAC		0-1
	NCAA		0-1
1995-96	Cougar Classic	1st	2-0
	WAC		0-1
1996-97	Cougar Classic	4th	0-2
1997-98	Cougar Classic	1st	2-0
	Rainbow Classic		1-2

	WAC		0-1
1998-99	Cougar Classic	1st	2-0
	WAC		1-1
1999-00	Cougar Classic	1st	2-0
	MWC	2nd	2-1
	NIT		2-1
2000-01	Yahoo Sports Invitational	4th	1-2
	MWC	1st	3-0
	NCAA		0-1
2001-02	Las Vegas Showdown		1-0
	MWC		0-1
	NIT		1-1
2002-03	Paradise Jam @ U.S. Virgin Islands		3-0
	MWC		1-1
	NCAA		0-1
2003-04	Cable Car Classic		2-0
	MWC		1-1
	NCAA		0-1
2004-05	Maui Invitational		1-2
	MWC		0-1
2005-06	MWC		0-1
	NIT		0-1
2006-07	BYU Holiday Classic	1st	3-0
	MWC	2nd	2-1
	NCAA		0-1
2007-08	Las Vegas Invitational	2nd	3-1
	MWC	2nd	2-1
	NCAA		0-1
2008-09	Basketball Travelers Invitational	1st	3-0
	MWC		1-1
	NCAA		0-1

(24 NCAA Appearances: 11-27)
(10 NIT Appearances: 12-8)

BYU appeared in its 21st NCAA Tournament in 2004 against defending national-champion Syracuse. The Cougars played strong and jumped out to an 11-point lead in the first half, but Gerry McNamara's nine three-pointers and 43 points helped Syracuse slip past BYU.






ALL-TIME HONORS



DANNY AINGE

1981 NCAA Player of the Year



Known for his feisty, hard-nosed playing style, Danny Ainge has become one of the most famous athletes to graduate from BYU.

During his four-year career as a Cougar, Ainge was a Consensus All-American, a two-time first-team Academic All-American, the WAC Player of the Year and a four-time All-WAC selection. He set an NCAA record with 112 consecutive games scoring in double digits and broke the BYU and WAC all-time scoring records with 2,467 points.

As a senior in 1981, Ainge led BYU to the 1981 Eastern Regionals. He concluded his senior season by winning the Eastman Award as well as the John Wooden Award — given annually to the top collegiate basketball player in the nation.

Ainge beat out Isiah Thomas (Indiana), Sam Bowie (Kentucky), Mark Aguirre (DePaul), Ralph Sampson (Virginia) and Steve Johnson (Oregon State) to win the Wooden Award. In doing so, he became the fifth winner of the award, joining Marques Johnson, Larry Bird, Phil Ford and Darrell Griffith.

As a two-sport star, Ainge was drafted by both the Toronto Blue Jays for baseball and the Boston Celtics (31st pick) for basketball. After playing four seasons with the Blue Jays, he chose to pursue an NBA career. Ainge was a member of the Celtics' 1984 and 1986 Championship teams and played in six NBA finals with three different teams (Boston, Portland and Phoenix). He also played for the Sacramento Kings. He became only the third player in NBA history to make 1,000 three-point field goals, finishing his 14-year career with 1,002.

Ainge played in 193 NBA playoff games, which was second all-time (Kareem Abdul-Jabbar, 237) when he retired. He is still third all-time, behind only Abdul-Jabbar and Robert Horry, and ahead of Magic Johnson, Robert Parrish, John Havlicek and Bill Russell to name a few.

After retiring in 1995, Ainge was an NBA basketball television analyst for Turner Broadcasting for one year before the Phoenix Suns brought him back to the organization as an assistant head coach. Just eight games into the season, he was promoted to head coach and guided his club to a 40-34 record after the team started the season 0-8. He spent the next two-plus seasons as head coach of the Suns and compiled a 136-90 (.602) record before stepping down on December 13, 1999. He then returned for three more seasons with Turner Broadcasting before returning to the Boston Celtics in May 2003 as the Executive Director of Basketball Operations. He was named the 2008 NBA Executive of the Year following the Celtics' Championship season.

His son Austin played on the BYU basketball team from 2003-07. Ainge was inducted into the GTE Academic All-America Hall of Fame in May 2000 and honored with the prestigious NCAA Silver Anniversary Award in January 2006.



DANNY AINGE COLLEGE HONORS

- Eastman Award (1981 Player of the Year NABC)
- John Wooden Award
- MVP NABC All-Star Game
- Naismith All-America First Team
- NBA Coaches All-America First Team
- NABC (Kodak-Coaches) All-America First Team
- Associated Press All-America First Team
- Basketball Writers Association All-America First Team
- United Press International All-America First Team
- The Sporting News All-America First Team
- Pizza Hut First Team
- District 7 Player of the Year
- Western Athletic Conference Player of the Year
- Four-time All-WAC selection
- Two-time Academic All-America Team

OTHER COLLEGE ACCOMPLISHMENTS

- Set NCAA record with 112 consecutive games scoring in double figures
- Finished in NCAA top-20 career points leaders
- Finished as WAC's career scoring leader
- WAC record-holder in seven other categories
- Set three BYU season scoring records and seven career marks
- His 40 points is the most scored by a BYU player in the Marriott Center



DANNY AINGE JERSEY RETIREMENT 2003

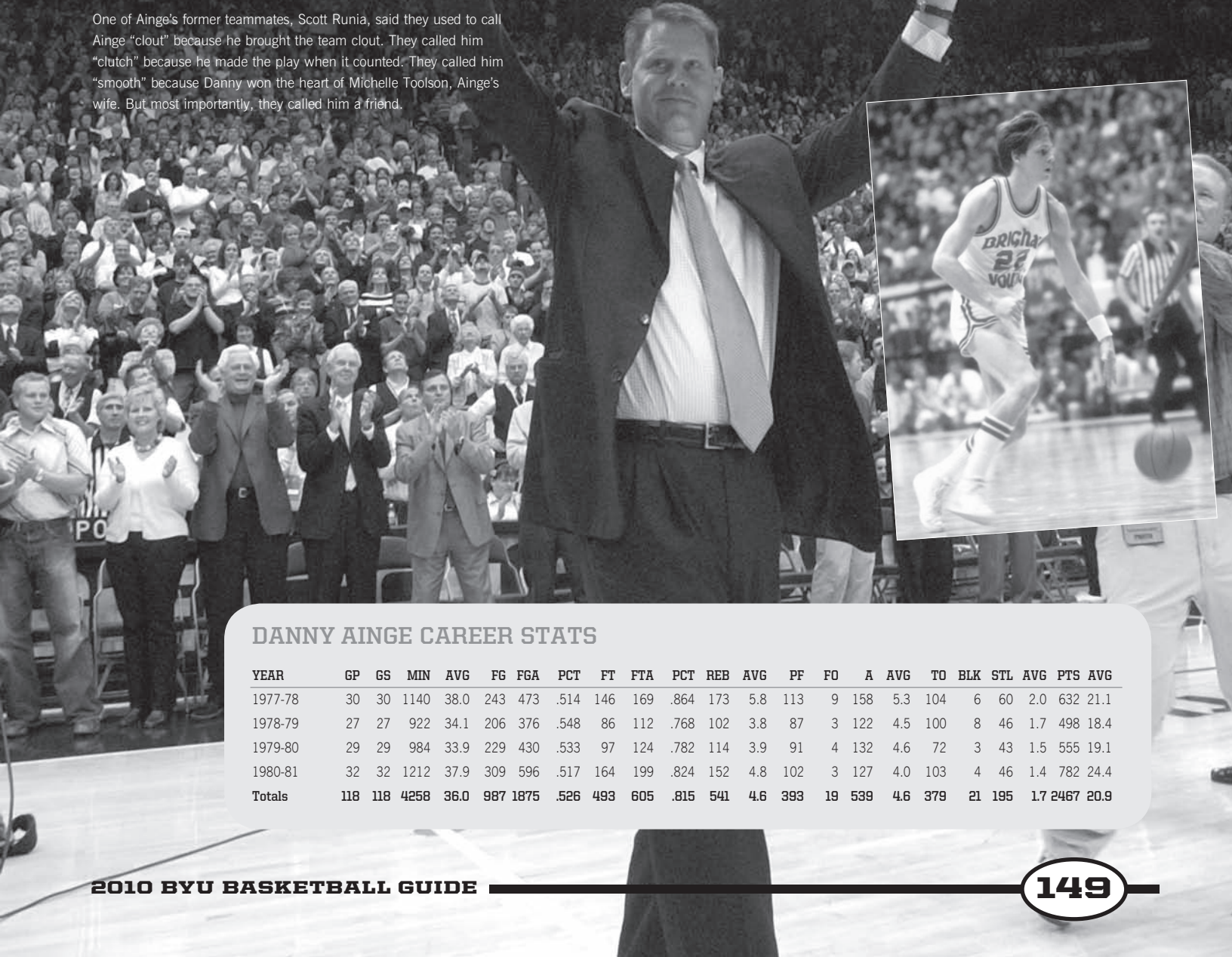
With a capacity crowd of 22,702 on hand, Danny Ainge was honored on March 8, 2003, by being the first-ever BYU basketball player to have his jersey retired in the 100-year history of the program. His No. 22 jersey will forever hang from the rafters of the Marriott Center.

"It's just a great honor," Ainge said. "BYU was the greatest time of my life. It's just great to be a part of BYU basketball. I don't know why mine is the first to go up. There were a lot of great players before me. Hopefully this is just the start."

Then-BYU president Merrill J. Bateman said, "The standard has been set very high. We hope there will be more." Ainge's jersey, not his number, was retired, which means future players may still have the option to wear No. 22.

The ceremony, which took place during halftime of BYU's game against Colorado State, started with a video clip of Ainge's famous coast-to-coast, last-second basket to beat Notre Dame in the 1981 NCAA Tournament. Then-men's athletics director Val Hale shared some of Ainge's accomplishments, which included being named college basketball player of the year in 1981, playing professional baseball with the Toronto Blue Jays and winning two basketball championships with the Boston Celtics.

One of Ainge's former teammates, Scott Runia, said they used to call Ainge "clout" because he brought the team clout. They called him "clutch" because he made the play when it counted. They called him "smooth" because Danny won the heart of Michelle Toolson, Ainge's wife. But most importantly, they called him a friend.



DANNY AINGE CAREER STATS

YEAR	GP	GS	MIN	AVG	FG	FGA	PCT	FT	FTA	PCT	REB	AVG	PF	FO	A	AVG	TO	BLK	STL	AVG	PTS	AVG
1977-78	30	30	1140	38.0	243	473	.514	146	169	.864	173	5.8	113	9	158	5.3	104	6	60	2.0	632	21.1
1978-79	27	27	922	34.1	206	376	.548	86	112	.768	102	3.8	87	3	122	4.5	100	8	46	1.7	498	18.4
1979-80	29	29	984	33.9	229	430	.533	97	124	.782	114	3.9	91	4	132	4.6	72	3	43	1.5	555	19.1
1980-81	32	32	1212	37.9	309	596	.517	164	199	.824	152	4.8	102	3	127	4.0	103	4	46	1.4	782	24.4
Totals	118	118	4258	36.0	987	1875	.526	493	605	.815	541	4.6	393	19	539	4.6	379	21	195	1.7	2467	20.9



Few players in BYU history have been able to capture the hearts of Cougar fans like Kresimir Cosic did from 1970-73. The 6-foot-11 center from Zadar, Yugoslavia, entertained fans during his stellar career with his enthusiastic, guard-like play.

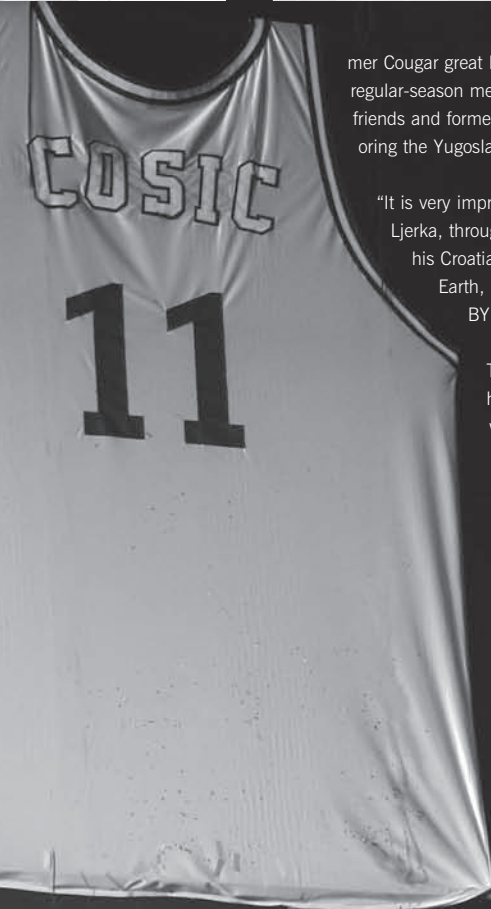
Whether it was leading the fastbreak, dribbling between his legs or shooting a sky-hook, Cosic's enthusiasm and on-the-court antics endeared him to almost everyone who saw him play. During his career at BYU, Cosic used his versatile inside-outside game to lead the Cougars in scoring (23.3 points per game) and rebounding (12.8 rebounds per game) as a junior and again as a senior (20.2 ppg, 9.5 rpg). His unselfish attitude also helped him to lead his team in assists.

He ranks second on BYU's all-time rebounding list with 919, an average of 11.6 per game, and fourth all-time with a 19.1 career scoring average while recording a BYU-record 47 double-doubles. Behind the play of Cosic, the Cougars won two WAC titles and reached the NCAA Regional Tournament in 1971 and 1972.

Cosic was a three-time first-team All-WAC selection and earned All-America accolades following his junior season. He likely would have been a four-year award winner but freshmen were not allowed to play on varsity.

Upon graduation, Cosic became very involved with basketball throughout Europe. He played on four Olympic teams with his native land of Yugoslavia, winning a gold medal in 1980 and two silver medals in 1968 and 1976. He ended his career as the all-time Croatian scoring leader and went on to coach the Yugoslavian National Team for many years.

His national and international accomplishments led to his induction into the Basketball Hall of Fame in Springfield, Mass., on May 6, 1996, making Cosic just the second Cougar to receive the prestigious honor,



along with coach Stan Watts, and the only BYU player. He is also a member of the Utah Basketball Hall of Fame, inducted in 2001.

In September of 1992, Cosic was appointed as the Croatian Deputy Ambassador to the United States. He and his family lived in Washington D.C where he performed his diplomatic duties in the same excellent manner in which he played basketball.

On May 25, 1995, Cosic lost his battle against the toughest opponent of his career – cancer. In the 46 years prior to his death, Cosic became one of the most influential and well-known of all European basketball players. He left behind the legacy and credit of being the individual that first introduced the American game of basketball to Europe.

BYU retired the No. 11 jersey of former Cougar great Kresimir Cosic in an historic event at halftime of BYU's last regular-season men's basketball game on March 4, 2006. Cosic's family, friends and former teammates were on hand to witness the ceremony honoring the Yugoslavian native who succumbed to cancer in 1995.

"It is very impressive that Kreso is not forgotten here," said Cosic's wife Ljerka, through her daughter, Ana. "Kreso never forgot Provo. He loved his Croatia and always spoke of it as the most beautiful place on Earth, but Provo forever remained his second home. Provo and BYU marked his life and career."

The ceremony began with a video presentation featuring highlights of Cosic's career as well as interviews with those who knew, played with and coached the father of basketball in Croatia. Emotions ran high as Cosic's wife and three daughters were presented to the season-high crowd of 20,732, who broke into chants of "Cosic" that shook the rafters.

Former teammate Steve Kelly, representing all of Cosic's former teammates, fondly recounted his playing days with Cosic, calling the Cougars' second-leading rebounder and scorer all-time a guard trapped in a 6-foot-11 body. Former BYU coach Glenn Potter, who was an assistant during Cosic's first two years on the varsity team before taking the helm of the BYU program for Cosic's final season, also spoke on behalf of the coaching staff. He remembered Cosic turning down offers from the Los Angeles Lakers and the Boston Celtics to return to his native country and play on the Yugoslavian National Team for just \$250 dollars a week.



"To him, basketball was simply the means to a greater end of serving his Father in Heaven," said Potter. "He was a great man, a great basketball player and a wonderful ambassador for his country and the Church."

President Thomas S. Monson, a member of the First Presidency of The Church of Jesus Christ of Latter-day Saints, then spoke of Cosic's dedication to the Church, recalling Cosic ducking to enter the door of Monson's office for interviews and translating the Book of Mormon into his native language. The festivities concluded with a stirring message from Cosic's wife Ljerka, read by their daughter, Ana, on behalf of the family. Ljerka, along with her daughter Iva and son Kresimir, traveled from Croatia to attend the event but was too overwhelmed to speak so Ana, who recently graduated from BYU, delivered her words. Cosic's jersey was then unveiled from the rafters on the west end of the Marriott Center to chants of "Cosic" from the crowd.



KRESIMIR COSIC

BASKETBALL HALL OF FAME INDUCTEE



Few players in BYU history have been able to capture the hearts of Cougar fans like Kresimir Cosic did from 1970-73. The 6-foot-11 center from Zadar, Yugoslavia, entertained fans during his stellar career with his enthusiastic, guard-like play.

Whether it was leading the fastbreak, dribbling between his legs or shooting a sky-hook, Cosic's enthusiasm and on-court antics endeared him to almost everyone who saw him play.

During his career at BYU, Cosic used his versatile inside-outside game to lead the Cougars in scoring (23.3) and rebounding (13.0) as a junior and again as a senior (20.2 points per game). His unselfish attitude helped him to lead his team in assists.

He ranks second on BYU's all-time rebounding list with 919, an average of 11.6 per game, and fourth all-time with a 19.1 career scoring average while recording a BYU-record 47 double-doubles. He was a three-time first-team All-WAC selection and an All-American his junior and senior years. He likely would have been a four-year all-conference award winner but freshmen at that time were not allowed to play on varsity. Behind the play of Cosic, the Cougars won two WAC titles and reached the NCAA Regional Tournament in 1971 and 1972.

Upon graduation, Cosic became very much involved with basketball throughout Europe. He played on four Olympic teams with his native land of Yugoslavia, winning a gold medal in 1980 and two silver medals in 1968 and 1976. He ended his career as the all-time Croatian scoring leader and went on to coach the Yugoslavian national team for many years.


His national and international accomplishments led to his induction into the Basketball Hall of Fame in Springfield, Mass., on May 6, 1996, making Cosic just the second Cougar to receive the prestigious honor and the only BYU player. He is also a member of the Utah Basketball Hall of Fame, inducted in 2001.

In September of 1992, Cosic was appointed as deputy ambassador for Croatia to the United States. He and his family lived in Washington D.C where he performed his diplomatic duties in the same excellent manner in which he played basketball.

On May 25, 1995, Cosic lost his battle against the toughest opponent of his career – cancer. During his 46 years on earth, Cosic became one of the most influential and well-known of all European basketball players. He left behind the legacy and credit of being the individual that first introduced the American game of basketball to Europe.

During the 2005 NCAA Men's Basketball Tournament, CBS Television analyst Billy Packer singled out Cosic while discussing the quality of international players playing college basketball. Said Packer, "Kresimir Cosic, who played at BYU, was really the first great international player to play college basketball in the United States."

Cosic played in BYU's first game on the Marriott Center floor in 1971. His No. 11 jersey was retired by BYU on Mar. 4, 2006 in a halftime ceremony with 20,732 fans in attendance, which was also the last time the original Marriott Center floor was used before being replaced during the summer of 2006.





STAN WATTS

BASKETBALL HALL OF FAME INDUCTEE

When considering the most influential individuals in BYU basketball history, Stan Watts has to be placed at the top of the list. During his 23 years at the helm of the Cougar basketball program, Watts led his teams to two NIT National

Championships (1951, 1966) and oversaw the construction of the George Albert Smith Fieldhouse and the Marriott Center.

His nationally recognized accomplishments led to his induction into the Basketball Hall of Fame in Springfield, Mass., on March 6, 1986, making him the first Cougar to receive the prestigious honor. Watts finished his career after the 1971-72 season with an overall record of 371-254 (.594).

He was a member of the NCAA's Rules Committee, served as president of the National Association of Basketball Coaches and chaired the U.S. Olympic Basketball Committee in 1976. Watts also served six years as BYU's athletic director and spent time on the Cougar football and baseball coaching staffs.



Even more impressive than his remarkable accomplishments as a coach is his impeccable character as a human being. He is respected by coaches, fans and players alike for his conduct both on and off the court.

"His won-loss record speaks very well for the kind of coach he was," said former player Harold Christensen, who played for Watts on the 1951 championship team. "His reputation among his fellow coaches suggests how much they respected him. He still has that and is still honored in the community in which he coached."


Always a fighter, Watts overcame a rare form of cancer in 1971—only the fourth-known case of this type of cancer in medical history. Despite the fact that the other three individuals died, Watts refused to give up. After 14-hours of surgery and a two-month stay in the hospital, Watts returned to coach his team to a WAC Championship the following year.

Known for his fast-break style of offense, Watts remained an avid Cougar fan. He once said, "It has always been our contention that the average basketball fan likes to see fast-scoring, speedy, exciting basketball."

By looking around the Marriott Center during a Cougar game, there are hints that Watts has been there. The glass-encased exhibit in the halls outside the arena pays tribute to one of the greatest coaches and individuals ever to grace the sidelines of a BYU athletic contest — as do the two NIT Championship banners and the WAC title banners from 1965, 1967, 1969, 1971 and 1972.

"The greatest tribute I can pay to Stan Watts," said retired Senior Associate Athletic Director Pete Witbeck, who was BYU's NCAA compliance officer and former assistant to Watts for many years, "is he's truly a man of God. He's always been a gentleman and great man. You don't see that very often."

Watts passed away April 6, 2000, at the age of 88.






BYU'S ALL-AMERICANS


PLAYER	POS.	HT.	YEAR	RECOGNITION
Elwood S. Romney			1931	Helms (1st), College Humor (3rd), Consensus
			1932	Helms (1st)
Joe Nelson	F	6-3	1948	Helms (2nd), GlobeTrotters Tour
Mel Hutchins	C	6-5	1951	Helms (1st), Sporting News (1st), Converse Yearbook (1st), Look Magazine (1st), INS (1st), UPI (3rd), AP (3rd)
Roland Minson	F	6-0	1951	Converse Yearbook (4th)
Joe Richey	F	6-1	1953	Colliers (2nd), INS (2nd), Look Magazine (2nd), Helms (3rd)
Dean Larsen	F	6-2	1954	Helms (2nd)
Terry Tebbs	G	5-9	1956	UPI Little (1st)
Tom Steinke	G	5-10	1957	UPI Little (1st), Helms (2nd)
John Fairchild	C	6-8	1965	Helms, NABC (3rd)
Dick Nemelka	G	6-0	1966	Helms, Converse Yearbook (1st), USBWA (1st), NABC (3rd)
Kresimir Cosic	C	6-11	1972	Helms, Converse Yearbook (2nd), UPI (3rd), NABC (4th)
			1973	Helms, NABC (4th), Citizen Saving Athletes Foundation
Danny Ainge	G	6-5	1978	UPI (HM)
			1979	NABC (4th)
			1980	Helms, NABC (3rd), Academic (1st)
			1981	Consensus, Helms, AP (1st), NABC (1st), UPI (1st), Sporting News (1st), Converse Yearbook (1st), Basketball Times (1st), Wooden Award, Eastman Award, USBWA (2nd), Academic (1st)
Devin Durrant	F	6-7	1983	Academic (1st)
			1984	Wooden (1st), AP (2nd), NABC (2nd), USBWA (2nd), Sporting News (2nd), Basketball Times (2nd), UPI (3rd)
Michael Smith	F	6-10	1987	Academic (1st)
			1988	USBWA (2nd), UPI (2nd), Basketball Times (2nd), AP (3rd), Basketball Weekly (3rd), Sporting News (HM), Academic (1st)
			1989	Academic (1st)
Jeff Chatman	F	6-6	1988	Sporting News (HM)
Andy Toolson	F	6-6	1990	Academic (1st)
Shawn Bradley	C	7-6	1991	Basketball Times Freshman (1st)
Nate Call	G	6-0	1992	AP (HM)
Gary Trost	C	6-10	1993	AP (HM)
Randy Reid	G	6-2	1994	Academic (3rd)
Russell Larson	F	6-11	1995	Academic (1st)
Mekeli Wesley	F	6-9	2001	AP (HM)
Rafael Araujo	C	6-11	2004	Basketball Times (2nd), AP (HM)
Trent Plaisted	F/C	6-11	2006	Scout.com Freshman (2nd)
Keena Young	F	6-6	2007	AP (HM)
Lee Cumnard	F	6-7	2008	AP (HM)
			2009	FoxSports.com (4th)

RAFAEL ARAUJO



Rafael Araujo earned All-America accolades in 2003-04 after leading BYU to the NCAA Tournament as its leading scorer and rebounder. He had 32 points and 17 rebounds in BYU's win over eventual Final Four participant Oklahoma State.


KEENA YOUNG



LEE CUMNARD



MEKELI WESLEY





CONFERENCE AWARDS

CONFERENCE PLAYER OF THE YEAR

- 1964-65 John Fairchild, Sr.
- 1980-81 Danny Ainge, Sr.
- 1982-83 Devin Durrant, Jr.
- 1984-85 Timo Saarelainen, Sr.
- 1987-88 Michael Smith, Jr.
- 2000-01 Mekeli Wesley, Sr.
- 2003-04 Rafael Araujo, Sr.
- 2006-07 Keena Young, Sr.
- 2007-08 Lee Cumnard, Jr.

DEFENSIVE PLAYER OF THE YEAR

- 2002-03 Travis Hansen, Sr.
- 2003-04 Mike Hall, Jr.

ALL-DEFENSIVE TEAM

- 1994-95 Robbie Reid, So.
- 1995-96 Randy Reid, Sr.
- 2008-09 Jackson Emery, So.

ALL-NEWCOMER TEAM (END IN 2001)

- 1995-96 Bryon Ruffner, Jr.
- 1997-98 Ron Selleaze, Jr. +
- 1997-98 Mekeli Wesley, Fr.
- 1998-99 Mark Bigelow, Fr.
- 1999-00 Terrell Lyday, Jr. #
- 2000-01 Trent Whiting, Sr.

COACH OF THE YEAR

- 1989-90 Roger Reid
- 1991-92 Roger Reid
- 2002-03 Steve Cleveland
- 2005-06 Dave Rose
- 2006-07 Dave Rose

FRESHMAN OF THE YEAR

- 1990-91 Shawn Bradley
- 1991-92 Russell Larson
- 1998-99 Mark Bigelow
- 2001-02 Jared Jensen
- 2005-06 Trent Plaisted
- 2006-07 Jonathan Tavernari

MWC ALL-TOURNAMENT TEAM

- 1999-00 Terrell Lyday
- 2000-01 Terrell Lyday
- 2000-01 Mekeli Wesley
- 2003-04 Rafael Araujo
- 2006-07 Lee Cumnard
- 2006-07 Trent Plaisted
- 2006-07 Keena Young
- 2007-08 Lee Cumnard
- 2008-09 Jimmer Fredette

+WAC Newcomer of the Year
#MWC Newcomer of the Year


PLAYER OF THE YEAR AWARD WINNERS



JOHN FAIRCHILD '65



DANNY AINGE '81



DEVIN DURRANT '83



TIMO SAARELAINEN '85



MICHAEL SMITH '88



MEKELI WESLEY '01



RAFAEL ARAUJO '04




KEENA YOUNG '07



LEE CUMNARD '08



Dave Rose earned back-to-back MWC Coach of the Year awards in his first two years at the helm. He is the first BYU coach to ever garner consecutive conference honors.



KEENA YOUNG
2007 MWC PLAYER
OF THE YEAR

COACH OF THE YEAR



ROGER REID '90, '92



STEVE CLEVELAND '03




DAVE ROSE '06, '07

FRESHMAN OF THE YEAR AWARD WINNERS



SHAWN BRADLEY '91



RUSSELL LARSON '92



MARK BIGELOW '99



JARED JENSEN '02



TRENT PLAISTED '06



JONATHAN TAVERNARI '07



MIKE HALL • 2004
MWC DEFENSIVE
PLAYER OF THE YEAR



ALL-CONFERENCE PERFORMERS

1930-31 (Rocky Mountain)

Elwood Romney, BYU, Fr. 1st

1931-32

Elwood Romney, BYU, So. 1st

1932-33

Floyd Millet, BYU, Fr. 1st

Jay Whitman, BYU, Fr. 1st

1933-34

Floyd Millet, BYU, So. 1st

Jay Whitman, BYU, So. 1st

1936-37

Earl Giles, BYU, Jr. 1st

1940-41 (Mountain States/Skyline)

Duane Esplin, BYU, Fr. 1st

1942-43

Brady Walker, BYU, Fr. 1st

1947-48

Joe Nelson, BYU, So. 1st

Randy Clark, BYU, So. 1st

1948-49

Joe Nelson, BYU, Jr. 1st

1950-51

Roland Minson, BYU, Jr. 1st

Mel Hutchins, BYU, Sr. 1st

1952-53

Joe Richey, BYU, Jr. 1st

Harold Christensen, BYU, Jr. 1st

1953-54

Dean Larsen, BYU, Jr. 1st

1954-55

Terry Tebbs, BYU, So. 1st

1955-56

Terry Tebbs, BYU, Jr. 1st

1957-58

John Nicoll, BYU, Fr. 1st

1960-61

Gary Earnest, BYU, Jr. 1st

1962-63 (Western Athletic)

Bruce Burton, BYU, Sr. 1st

Gary Batchelor, BYU, Sr. 2nd

1963-64

John Fairchild, BYU, Jr. 1st

1964-65

John Fairchild, BYU, Sr. 1st

Dick Nemelka, BYU, Jr. 2nd

1965-66

Dick Nemelka, BYU, Sr. 1st

Jeff Congdon, BYU, Sr. 2nd

Steve Kramer, BYU, Sr. 2nd

1966-67

Kari Liimo, BYU, So. 1st

Craig Raymond, BYU, Sr. 2nd

Jim Jimas, BYU, Sr. 2nd

1967-68

Jim Eakins, BYU, Sr. 1st


Kari Liimo, BYU, Jr. 2nd

Marty Lythgoe, BYU, Jr. 2nd

1968-69

Paul Ruffner, BYU, Jr. 2nd

Marty Lythgoe, BYU, Sr. 2nd



Mountain States Conference All-Conference First Team selections from left to right: Mel Hutchins, Joe Nelson and Roland Minson.

Doug Howard, BYU, Jr. 2nd

1969-70

Doug Howard, BYU, Sr. 2nd

1970-71

Kresimir Cosic, BYU, So. 1st

1971-72

Kresimir Cosic, Jr. 1st

Bernie Fryer, BYU, Sr. 1st

1972-73

Kresimir Cosic, BYU, Sr. 1st

Doug Richards, BYU, Jr. 2nd

1973-74

Doug Richards, BYU, Sr. 2nd

1975-76

Jay Cheesman, BYU, Jr. 1st

1976-77

Jay Cheesman, BYU, Sr. 2nd

1977-78

Danny Ainge, BYU, Fr. 1st

1978-79

Danny Ainge, BYU, So. 1st

Scott Runia, BYU, Jr. 2nd

Alan Taylor, BYU, Jr. 2nd

1979-80

Danny Ainge, BYU, Jr. 1st

Alan Taylor, BYU, Sr. 1st

1980-81

Danny Ainge, BYU, Sr. 1st

Fred Roberts, BYU, Jr. 1st

1981-82

Fred Roberts, BYU, Sr. 1st

Steve Trumbo, BYU, Sr. 1st

1982-83

Devin Durrant, BYU, Jr. 1st

Brett Applegate, BYU, Jr. 2nd



Left to Right: Steve Kramer, Stan Watts, Jeff Congdon, Jim Eakins (back), Neil Roberts and Dick Nemelka.



FRED ROBERTS



ALL-CONFERENCE PERFORMERS



KEN ROBERTS

- 1983-84**
Devin Durrant, BYU, Sr. 1st
Brett Applegate, BYU, Sr. 1st
- 1984-85**
Timo Saarelainen, BYU, Sr. 1st
- 1985-86**
Jeff Chatman, BYU, So. 2nd
Bob Capener, BYU, Jr. 2nd
- 1986-87**
Michael Smith, BYU, So. 1st
- 1987-88**
Michael Smith, BYU, Jr. 1st
Jeff Chatman, BYU, Sr. 1st
- 1988-89**
Michael Smith, BYU, Sr. 1st
- 1989-90**
Marty Haws, BYU, Sr. 1st
Andy Toolson, BYU, Sr. 2nd
- 1990-91**
Steve Schreiner, BYU, Sr. 1st
Shawn Bradley, BYU, Fr. 2nd



TRAVIS HANSEN


- 1991-92**
Gary Trost, BYU, Jr. 1st
Nathan Call, BYU, Sr. 2nd
- 1992-93**
Gary Trost, BYU, Sr. 1st
- 1993-94**
Russell Larson, BYU, Jr. 1st
- 1994-95**
Russell Larson, BYU, Sr. 1st
Kenneth Roberts, BYU, Jr. 1st
- 1995-96**
Kenneth Roberts, BYU, Sr. 1st
- 1997-98**
Mountain Division
Ron Selleaze, BYU, Jr. 2nd

- 1998-99**
Pacific Division
Mark Bigelow, BYU, Fr. 2nd
- 1999-00 (Mountain West)**
Mekeli Wesley, BYU, Jr. 2nd
- 2000-01**
Mekeli Wesley, BYU, Sr. 1st
Terrell Lyday, BYU, Sr. 1st
Trent Whiting, BYU, Sr. 2nd
- 2001-02**
Travis Hansen, BYU, Jr. 2nd
- 2002-03**
Travis Hansen, BYU, Sr. 1st
Rafael Araujo, BYU, Jr. 3rd
Mark Bigelow, BYU, Jr. 3rd
- 2003-04**
Rafael Araujo, BYU, Sr. 1st
Mark Bigelow, BYU, Sr. 2nd
Mike Hall, BYU, Jr. 3rd
- 2004-05**
Mike Hall, BYU, Sr. 3rd
- 2005-06**
Trent Plaisted, BYU, Fr. 2nd
Keena Young, BYU, Jr. 3rd
- 2006-07**
Keena Young, BYU, Sr. 1st
Trent Plaisted, BYU, So. 2nd
Lee Cumnard, BYU, So. 3rd
- 2007-08**
Lee Cumnard, BYU, Jr. 1st
Trent Plaisted, BYU, Jr. 1st
Jonathan Tavernari, So. 3rd
- 2008-09**
Lee Cumnard, BYU, Sr. 1st
Jimmer Fredette, BYU, So. 1st
Jonathan Tavernari, Jr. 3rd


2008 MWC Player of the Year Lee Cumnard earned All-MWC first team honors his last two seasons



MIKE HALL



MEKELI WESLEY



MARK BIGELOW




BYU NBA DRAFT CHOICES

YEAR	PLAYER	TEAM	RD/PK	OVER. PICK
1948	Brady Walker	Providence Steamrollers		
1948	Joe Nelson	Philadelphia Warriors	5th	
1949	Joe Weight	Boston Celtics	9th	
1950	Joe Nelson	Rochester Royals	5th/10th	58th
1951	Mel Hutchins	Tri-Cities Blackhawks	1st/2nd	2nd
1951	Roland Minson	New York Knicks	2nd/6th	16th
1952	Jerry Romney	Rochester Royals	8th	
1953	Harold Christensen	Minneapolis Lakers		
1953	Joe Richey	Minneapolis Lakers		
1954	Phil Larson	Fort Wayne Pistons	10th/4th	84th
1956	Hershel Pederson	St. Louis Hawks	10th/2nd	72nd
1959	John Nicoll	New York Knicks	13th/2nd	84th
1965	John Fairchild	Los Angeles Lakers	2nd/8th	19th
1966	Jeff Congdon	Detroit Pistons	4th/2nd	32nd
1966	Dick Nemeika	St. Louis Hawks	5th/4th	44th
1967	Craig Raymond	Philadelphia 76ers	1st/12th	12th
1968	Jim Eakins	San Francisco Warriors	5th/7th	57th
1969	Kari Liimo	Los Angeles Lakers	7th/12th	97th
1970	Paul Ruffner	Chicago Bulls	2nd/11th	28th
1970	Doug Howard	Chicago Bulls	11th/9th	79th
1971	Steve Kelly	Detroit Pistons	7th/11th	113th
1972	Bernie Fryer	Phoenix Suns	7th/12th	109th
1972	Kresimir Cosic	Portland Trailblazers	10th/1st	144th
1973	Kresimir Cosic	Los Angeles Lakers	5th/15th	84th
1973	Kalevi Sarkalahti	Phoenix Suns	13th/4th	186th
1973	Phil Tollestrup	Buffalo Braves	20th/1st	211th
1974	Doug Richards	Portland Trailblazers	7th/2nd	110th
1977	Jay Chessman	Chicago Bulls	6th/13th	123rd
1977	Vern Thompson	Atlanta Hawks	8th/4th	155th
1980	Alan Taylor	Utah Jazz	4th/3rd	72nd
1981	Danny Ainge	Boston Celtics	2nd/8th	31st
1981	Steve Craig	Philadelphia 76ers	5th/22nd	114th
1982	Fred Roberts	Milwaukee Bucks	2nd/4th	27th
1982	Steve Trumbo	Utah Jazz	3rd/3rd	49th
1983	Greg Kite	Boston Celtics	1st/21st	21st
1984	Devin Durrant	Indiana Pacers	2nd/1st	25th
1984	Brett Applegate	Portland Trailblazers	4th/18th	88th
1985	Timo Saarelainen	Los Angeles Lakers	5th/22nd	115th
1987	Tom Gneiting	Seattle SuperSonics	6th/10th	124th
1989	Michael Smith	Boston Celtics	1st/13th	13th
1993	Shawn Bradley	Philadelphia 76ers	1st/2nd	2nd
2003	Travis Hansen	Atlanta Hawks	2nd/8th	37th
2004	Rafael Araujo	Toronto Raptors	1st/8th	8th
2008	Trent Plaisted	Detroit (from Seattle)	2nd/16th	46th

COUGAR PROS OVERSEAS (All-Time)



PLAYER (YEARS AT BYU)	COUNTRY
Kresimir Cosic (1971-73)	Italy
Alan Taylor (1977-80)	Italy, Germany
Scott Runia (1977-80)	Holland
Fred Roberts (1979-82)	Italy, Spain
Steve Trumbo (1979-82)	Spain
Devin Durrant (1979-84)	Spain
Tom Gneiting (1985-87)	Spain, Turkey
Jim Usevitch (1983-88)	Israel, Greece
Jeff Chatman (1985-88)	Switzerland
Michael Smith (1984-89)	Spain
Andy Toolson (1984-90)	Italy, Greece, Spain
Marty Haws (1987-90)	Belgium
Gary Trost (1988-93)	Portugal, Argentina
Jared Miller (1991-93)	Portugal
Kevin Nixon (1992-93)	Portugal
Russell Larson (1992-95)	Spain
Robbie Reid (1993-95)	Italy, Austria, Estonia, Saudi Arabia, England
Kenneth Roberts (1991-96)	Spain, Portugal, New Zealand
Bryon Ruffner (1995-96)	Belgium, Sweden
Jarkko Ahlbom (1996-98)	Finland
Silester Rivers (1998-00)	Chile
Mekeli Wesley (1997-01)	Spain, Belgium, France, Poland
Terrell Lyday (1999-01)	Poland, Turkey, France, Russia, Italy
Trent Whiting (2000-01)	Italy
Eric Nielsen (1996-02)	Spain
Travis Hansen (2000-03)	Spain, Russia
Luiz Lemes (2002-04)	Brazil
Mark Bigelow (1999-04)	Germany, Spain
Kevin Woodberry (2002-04)	Mexico
Rafael Araujo (2002-04)	Russia
Mike Hall (2003-05)	Turkey, France
Brock Reichner (2004-06)	Greece
Keena Young (2004-07)	Korea



Travis Hansen is one of the many Cougars who have gone on to play professionally overseas.

During Danny Ainge's 14-year NBA playing career he was a member of some of the most successful and dominant teams in league history. During six seasons his teams won 60 games or more. Below is a breakdown of the success Ainge experienced as an NBA player:

- **2 CHAMPIONSHIP TEAMS:** Boston 1984 and 1985
- **6 NBA FINALS APPEARANCES:** Boston 1984-87; Portland 1992; Phoenix 1993
- **9 CONFERENCE FINALS APPEARANCES:** Boston 1982, 1984-1988; Portland 1991-92; Phoenix 1993.

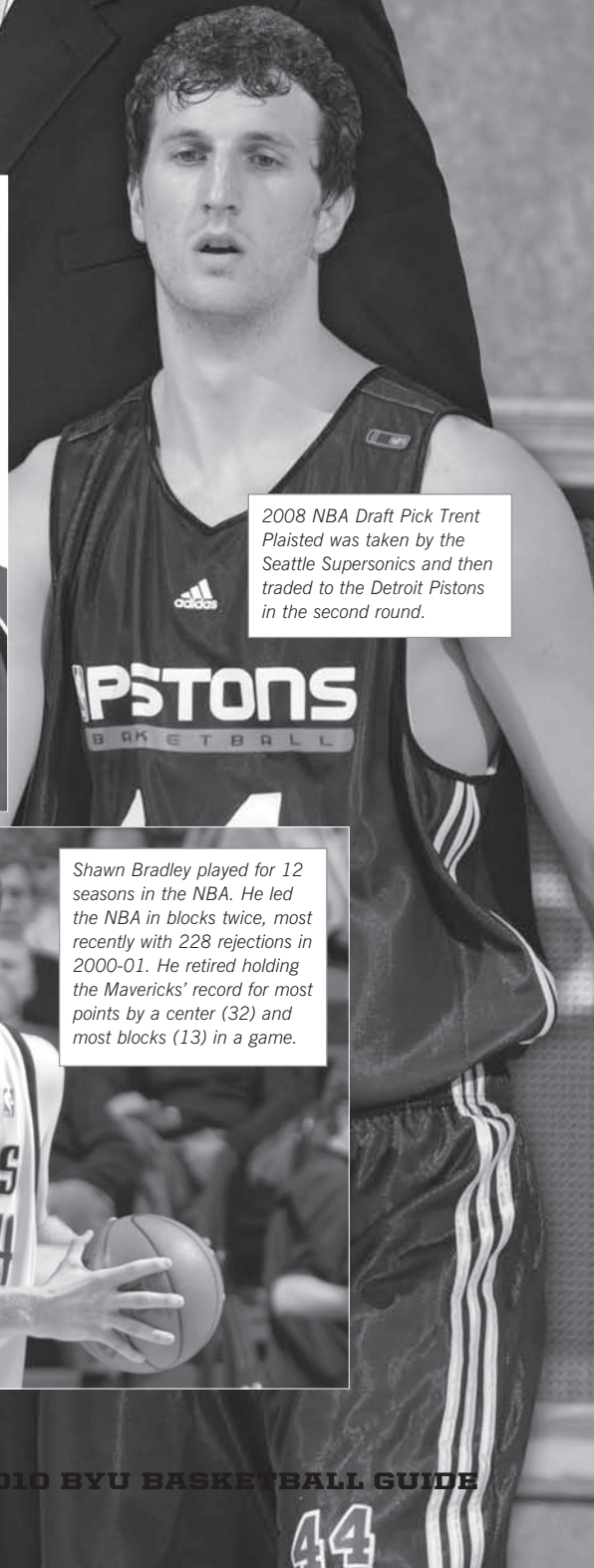




All-American center Rafael Araujo was an NBA lottery pick as the No. 8 selection overall in the 2004 NBA Draft.



BYU's all-time leading NBA scorer, Danny Ainge currently serves as the Boston Celtics Executive Director of Basketball Operations.



2008 NBA Draft Pick Trent Plaisted was taken by the Seattle Supersonics and then traded to the Detroit Pistons in the second round.




Shawn Bradley played for 12 seasons in the NBA. He led the NBA in blocks twice, most recently with 228 rejections in 2000-01. He retired holding the Mavericks' record for most points by a center (32) and most blocks (13) in a game.

COUGAR TOP NBA STATS

No	Player	Points
1.	Danny Ainge	11,964
2.	Jim Eakins	8,255
3.	Shawn Bradley	6,761
4.	Fred Roberts	5,962
5.	Mel Hutchins	4,851
6.	Jeff Congdon	1,995
7.	Greg Kite	1,717
8.	Craig Raymond	1,658
9.	Brady Walker	1,603
10.	John Fairchild	1,085

No	Player	Rebounds
1.	Jim Eakins	5,578
2.	Shawn Bradley	5,274
3.	Mel Hutchins	4,186
4.	Danny Ainge	2,768
5.	Greg Kite	2,603
6.	Fred Roberts	2,308
7.	Craig Raymond	1,510
8.	Jeff Congdon	601
9.	Brady Walker	*549
10.	John Fairchild	523

*Partial career rebound stats



BYU HOOP RECORDS




POINTS IN A SINGLE GAME

PTS.	PLAYER	DATE	OPPONENT
47	Bob Skousen	Dec. 1, 1961	UCLA
44	Dave Eastis	Feb. 5, 1960	New Mexico
41	Timo Saarelainen	Feb. 7, 1985	at New Mexico
40	Marty Haws	Nov. 24, 1989	Siena
40	John Fairchild	Feb. 26, 1965	Arizona
40	Dick Nemelka	Dec. 29, 1965	vs. St. Bonaventure
40	Danny Ainge	Dec. 23, 1978	Oral Roberts
39	Michael Smith	Dec. 29, 1987	La Salle
39	Michael Smith	Dec. 19, 1987	Utah State
39	Dick Nemelka	Dec. 4, 1964	Oregon
39	Dick Nemelka	Dec. 4, 1965	Houston
39	Danny Ainge	Dec. 27, 1980	Utah State
38	Devin Durrant	Jan. 19, 1984	at Hawaii
38	Dick Nemelka	Dec. 30, 1965	vs. Cornell
37	Steve Schreiner	Feb. 9, 1991	Hawaii
37	Marty Haws	Jan. 4, 1990	at Hawaii
37	Danny Ainge	Jan. 8, 1981	San Diego St.
37	Paul Ruffner	Dec. 29, 1969	vs. Georgia
37	Joe Nelson	Jan. 16, 1948	Denver
37	Danny Ainge	Mar. 14, 1981	vs. UCLA
36	Lee Cumnard	Nov. 14, 2008	Long Beach State
36	Russell Larson	Dec. 10, 1993	Nicholls State
36	Devin Durrant	Feb. 4, 1984	at UTEP
36	Devin Durrant	Jan. 26, 1984	Wyoming
36	Devin Durrant	Dec. 28, 1983	at UCLA
36	Paul Ruffner	Dec. 13, 1969	San Jose State
36	Doug Richards	Dec. 1, 1973	Idaho State
36	Danny Ainge	Dec. 3, 1977	at Idaho State
36	Kresimir Cosic	Jan. 25, 1973	Arizona
35	Terrell Lyday	Jan. 8, 2000	at Utah State
35	Russell Larson	Jan. 27, 1994	Wyoming
35	Michael Smith	Jan. 12, 1989	San Diego State
35	Devin Durrant	Jan. 7, 1984	Weber State
35	Devin Durrant	Dec. 10, 1983	St. Mary's
35	Devin Durrant	Nov. 30, 1983	Hofstra
35	Danny Ainge	Mar. 7, 1981	Utah
35	Kresimir Cosic	Dec. 22, 1971	at Utah State
35	Paul Ruffner	Jan. 3, 1970	at Utah
35	Dick Nemelka	Dec. 3, 1965	Illinois
35	Dick Nemelka	Dec. 6, 1963	at UCLA
35	Bob Quinney	Dec. 23, 1963	Michigan State
35	Timo Saarelainen	Nov. 30, 1984	vs. La Salle
34	Keena Young	Mar. 10, 2007	at UNLV
34	Mekeli Wesley	Jan. 20, 2000	Wyoming
34	Kenneth Roberts	Mar. 4, 1995	at Utah
34	Russell Larson	Feb. 25, 1995	Air Force
34	Michael Smith	Feb. 5, 1987	at New Mexico
34	Michael Smith	Jan. 10, 1987	New Mexico
34	Michael Smaith	Dec. 23, 1986	Pittsburgh
34	Devin Durrant	Jan. 14, 1984	Utah
34	Dick Nemelka	Feb. 5, 1966	at Utah
34	John Nicoll	Feb. 7, 1958	New Mexico
34	Jay Cheesman	Feb. 25, 1977	at New Mexico
34	Kari Liimo	Feb. 1, 1969	St. Francis
34	John Fairchild	Feb. 28, 1964	Arizona State
34	John Fairchild	Jan. 11, 1964	Wyoming
33	Devin Durrant	4 Times	
33	Michael Smith	3 Times	
33	Mark Bigelow	Dec. 8, 1998	at Washington State
33	Andy Toolson	Dec. 2, 1989	at Penn State
33	Timo Saarelainen	Jan. 31, 1985	San Diego State
33	Fred Roberts	Dec. 12, 1980	North Texas State
33	Danny Ainge	Jan. 21, 1978	Arizona State
33	Jay Cheesman	Feb. 15, 1975	at Arizona State
33	Kresimir Cosic	Dec. 9, 1971	New Mexico State
33	Paul Ruffner	Jan. 3, 1970	at Utah
33	Jeff Congdon	Mar. 5, 1966	Utah
33	Dick Nemelka	Dec. 18, 1965	at Santa Clara
33	Steve Kramer	Dec. 17, 1965	at Santa Clara
33	John Fairchild	Jan. 31, 1964	Utah State

REBOUNDS IN A SINGLE GAME

RBD.	PLAYER	DATE	OPPONENT
27	Scott Warner	Dec. 18, 1969	at Texas Tech
26	John Benson	Dec. 1, 1956	Washington
25	John Fairchild	Dec. 23, 1963	Michigan State
25	Bruce Burton	Feb. 2, 1962	Denver
24	Mel Hutchins	Mar. 3, 1951	Utah
23	Alan Taylor	Mar. 1, 1980	San Diego State
23	Mark Handy	Mar. 7, 1975	at Wyoming
23	Kresimir Cosic	Mar. 18, 1971	vs. UCLA
23	Steve Trumbo	Jan. 21, 1982	Air Force
22	Brian Ambrozich	Dec. 9, 1972	Wisconsin-Mil.
22	Kresimir Cosic	Feb. 27, 1971	Arizona State
21	Craig Raymond	Feb. 5, 1966	at Utah
21	John Fairchild	Mar. 13, 1965	vs. Oklahoma City
20	Alan Taylor	Jan. 20, 1979	at Utah
20	Kresimir Cosic	Jan. 30, 1971	at Arizona
20	John Fairchild	Feb. 6, 1965	Utah State
20	John Nicholls	1959	
19	Kresimir Cosic	Jan. 17, 1973	Niagara
19	Kresimir Cosic	Jan. 8, 1972	Arizona
19	Kresimir Cosic	Jan. 22, 1972	Utah State
19	Kresimir Cosic	Mar. 6, 1971	at Utah
19	Kari Liimo	Feb. 1, 1969	St. Francis
19	Jim Eakins	Feb. 26, 1966	Wyoming
18	Trent Plaisted	Dec. 15, 2007	Pepperdine
18	Trent Plaisted	Feb. 25, 2006	at TCU
18	Gary Trost	Dec. 19, 1991	McNeese State
18	Steve Schreiner	Jan. 12, 1991	New Mexico
18	Michael Smith	Jan. 15, 1987	San Diego State
18	Steve Trumbo	Dec. 26, 1981	Utah State
18	Paul Ruffner	Dec. 29, 1969	vs. Georgia
18	Bruce Burton	Feb. 16, 1963	Arizona State
17	Trent Plaisted	Dec. 24, 2007	vs. No. 1 North Carolina
17	Rafael Araujo	Dec 6, 2003	vs. Oklahoma State
17	Rafael Araujo	Dec. 23, 2002	at San Francisco
17	Travis Hansen	Jan. 5, 2002	at Pepperdine
17	Brett Applegate	Dec. 28, 1983	at UCLA
17	Brett Applegate	Jan. 14, 1983	San Diego State
17	Steve Trumbo	Feb. 27, 1982	San Diego State
17	Steve Trumbo	Feb. 6, 1982	Colorado State
17	Greg Kite	Dec. 19, 1980	vs. Illinois
17	Steve Trumbo	Feb. 26, 1981	at Wyoming
17	Steve Trumbo	Jan. 10, 1981	Hawaii
17	Jay Cheesman	Feb. 13, 1976	Arizona State
17	Mark Handy	Feb. 22, 1975	Utah
17	K. Sarkalahti	Dec. 16, 1972	Utah State
17	Paul Ruffner	Jan. 3, 1970	at Utah
17	Steve Kramer	Dec. 21, 1965	vs. St. Joseph's
17	Craig Raymond	Dec. 21, 1965	vs. St. Joseph's
17	Dave Eastis	Feb. 4, 1961	at Denver



Travis Hansen was a rebounding machine against Pepperdine in 2002 when he pulled down a career-high 17 rebounds – the most ever by a BYU guard.



INDIVIDUAL SINGLE-GAME BESTS

POINTS SCORED

47 Bob Skousen vs. UCLA (1961)

FIELD GOALS ATTEMPTED

36 John Nicoll vs. New Mexico (1958)

FIELD GOALS MADE

21 Dave Eastis vs. New Mexico (1960)

FIELD GOAL PERCENTAGE

1.000 12/12, Kresimir Cosic vs. Arizona (1971)

THREE-POINT FIELD GOALS ATTEMPTED

16 Jonathan Tavernari vs. No. 1 UNC (2008)

THREE-POINT FIELD GOALS MADE

8 Mike Rose vs. Southern Utah (2003)

8 Mike Rose vs. UNLV (2007)

CONSECUTIVE THREE-POINT FG MADE

6 Nathan Call (6/6) vs. Utah (1991)

6 Jonathan Tavernari (6/7) vs. TCU (2007)

THREE-POINT PERCENTAGE (5 ATTEMPTS)

1.000 6/6, Nathan Call vs. Utah (1991)

1.000 5/5, Danny Bower vs. Wyoming (1998)

FREE THROWS ATTEMPTED

20 John Benson vs. Montana (1957)

20 John Nicoll vs. Utah (1958)

20 Jerry Dahlman at Arizona St. (1963)

FREE THROWS MADE

16 Mekeli Wesley at UTEP (1998)

15 John Benson vs. Montana (1957)

15 Steve Trumbo at CS Fullerton (1982)

15 Devin Durrant vs. Hawaii (1983)

FREE THROW PERCENTAGE (MIN. 10 ATTS.)

1.000 14/14, Andy Toolson vs. California (1989)

1.000 13/13, Doug Howard vs. Ariz. St. (1970)

1.000 13/13, Verne Thompson at Wyo. (1977)

1.000 13/13, Devin Durrant vs. St. Joe's (1983)

1.000 13/13, Marty Haws vs. Hawaii (1990)

1.000 13/13, Russell Larson vs. Fresno St. (1994)

1.000 13/13, Ken Roberts vs. S. Utah (1994)

1.000 12/12, Mekeli Wesley at USF (2001)

1.000 12/12, Travis Hansen at UNM (2003)

1.000 11/11, Ron Selleaze vs. Utah (1998)

1.000 11/11, Mekeli Wesley at Utah (1998)

1.000 11/11, Mark Bigelow vs. Arizona (1999)

1.000 11/11, Mark Bigelow at California (1999)

1.000 10/10, Nathan Cooper at UC Irvine (1999)

1.000 10/10, Mike Hall vs. UNLV (2004)

1.000 10/10, Lee Cummard vs. CSU (2007)

1.000 10/10, Lee Cummard vs. Air Force (2009)

1.000 10/10, Lee Cummard at TCU (2009)

REBOUNDS

27 Scott Warner vs. Texas Tech (1970)

ASSISTS

16 Mike May vs. Niagara (1977)

15 Matt Montague vs. Idaho (2002)


15 Matt Montague vs. Wyoming (2002)

STEALS


9 Mark Bigelow vs. Arizona (1999)

BLOCKED SHOTS


14 Shawn Bradley vs. E. Kentucky (1991)



Mark Bigelow had nine steals and was 11-for-11 from the free-throw line against Arizona in 1998, setting two single-game bests.



In the 2003-04 season opener against Southern Utah, freshman Mike Rose connected on a team-record eight three-pointers in his collegiate debut. He equaled his record as a senior in 2006-07 by hitting eight triples against UNLV.



Devin Durrant earned several medals while playing for USA Basketball. Durrant is third on BYU's all-time scoring list.



Matt Montague had two 15-assist games in 2001-02 and went on to set BYU career and season assist records. Montague is BYU's all-time assist leader.



INDIV. SCORING BY SEASON

YEAR	PLAYER	PTS.	AVG.
2009	Lee Cummond	556	16.8
2008	Lee Cummond	552	15.8
2007	Keena Young	590	17.4
2006	Trent Plaisted	394	13.6
2005	Mike Hall	416	13.9
2004	Rafael Araujo	552	18.4
2003	Travis Hansen	537	16.8
2002	Travis Hansen	469	15.6
2001	Mekeli Wesley	569	17.2
2000	Terrell Lyday	565	17.1
1999	Mark Bigelow	419	15.0
1998	Ron Selleaze	352	16.8
1997	Jeff Campbell	383	15.3
1996	Kenneth Roberts	539	19.3
1995	Russell Larson	573	17.9
1994	Russell Larson	637	19.9
1993	Gary Trost	516	15.2
1992	Gary Trost	441	14.2
1991	Shawn Bradley	503	14.8
1990	Marty Haws	556	18.5
1989	Michael Smith	765	26.4
1988	Michael Smith	679	21.2
1987	Michael Smith	643	20.1
1986	Jeff Chatman	559	17.5
1985	Timo Saarelainen	639	22.0
1984	DEVIN DURRANT	866	27.9
1983	Devin Durrant	662	22.8
1982	Fred Roberts	466	15.5
1981	Danny Ainge	782	24.4
1980	Danny Ainge	555	19.1
1979	Danny Ainge	498	18.4
1978	Danny Ainge	632	21.1
1977	Jay Cheesman	429	15.9
1976	Jay Cheesman	441	17.6
1975	Brian Frishman	354	15.4
1974	Doug Richards	527	20.3
1973	Kresimir Cosic	524	20.2
1972	Kresimir Cosic	581	22.3
1971	Bernie Fryer	558	19.2
1970	Doug Howard	472	18.2
1969	Doug Howard	430	15.4
1968	Kari Liimo	410	17.0
1967	Craig Raymond	342	14.2
1966	Dick Nemelka	599	24.0
1965	John Fairchild	602	21.5
1964	John Fairchild	507	20.3
1963	Bruce Burton	445	17.1
1962	Bob Skousen	363	15.9
1961	Gary Earnest	429	16.5
1960	Dave Eastis	483	20.1
1959	Bob Skousen	462	17.7
1958	John Nicolls	463	17.8
1957	John Benson	516	18.4
1956	Terry Tebbs	506	19.5
1955	Herschel Pedersen	421	16.1
1954	Dean Larsen	426	15.2
1953	Joe Richey	525	17.5
1952	Joe Richey	352	14.6
1951	Roland Minson	619	16.7


INDIV. REBOUNDS BY SEASON

YEAR	PLAYER	RBS.	AVG.
2009	Jonathan Tavernari	239	7.2
2008	Trent Plaisted	269	7.7
2007	Keena Young	223	6.6
2006	Trent Plaisted	199	6.9
2005	Keena Young	140	5.6
2004	Rafael Araujo	303	10.1
2003	Rafael Araujo	286	8.9
2002	Travis Hansen	187	6.2
2001	Mekeli Wesley	181	5.5
2000	Mekeli Wesley	192	5.8
1999	Mark Bigelow	175	6.3
1998	Ron Selleaze	146	7.0
1997	Justin Weidauer	158	8.3
1996	Justin Weidauer	204	7.3
1995	Russell Larson	222	6.9
1994	Russell Larson	292	9.1
1993	Gary Trost	236	6.9
1992	Gary Trost	203	6.3
1991	Shawn Bradley	262	7.7
1990	Andy Toolson	198	6.6
1989	Michael Smith	248	8.6
1988	Michael Smith	248	7.8
1987	Michael Smith	273	8.5
1986	Tom Gneiting	230	7.4
1985	Alan Pollard	189	6.5
1984	Brett Applegate	352	11.4
1983	Greg Kite	255	8.8
1982	Steve Trumbo	335	11.5
1981	Steve Trumbo	342	10.7
1980	Alan Taylor	317	10.9
1979	Alan Taylor	266	9.5
1978	Alan Taylor	246	8.5
1977	Jay Cheesman	225	8.3
1976	Jay Cheesman	233	9.3
1975	Mark Handy	236	9.1
1974	Mark Handy	227	8.7
1973	Kresimir Cosic	246	9.5
1972	Kresimir Cosic	332	12.8
1971	Kresimir Cosic	341	12.6
1970	Paul Ruffner	254	9.8
1969	Paul Ruffner	268	9.6
1968	Jim Eakins	252	10.1
1967	Craig Raymond	183	7.6
1966	Craig Raymond	247	9.9
1965	John Fairchild	348	12.4
1964	JOHN FAIRCHILD	330	13.2
1963	Bruce Burton	271	10.4
1962	Bruce Burton	271	10.4
1961	Dave Eastis	243	9.3
1960	Dave Eastis	245	10.2
1959	Bob Skousen	239	9.2
1958	John Nicholls	307	11.8
1957	John Bensen	317	11.3
1956	Herschel Pedersen	314	12.1
1955	Herschel Pedersen	293	11.3
1954	Nick Mateljan	276	10.6
1953	Nick Mateljan	292	9.7
1952	Joe Richey	167	7.0
1951	MEL HUTCHINS	471	12.7
1950	No Record Available		

INDIV. ASSISTS BY SEASON

YEAR	PLAYER	AST.	AVG.
2009	Jimmer Fredette	135	4.1
2008	Ben Murdock	125	3.6
2007	Austin Ainge	150	4.4
2006	Rashaun Broadus	104	3.6
2005	Austin Ainge	130	4.1
2004	Luiz Lemes	136	4.5
2003	Kevin Woodberry	80	2.5
2002	MATT MONTAGUE	217	7.2
2001	Matt Montague	97	2.9
2000	Matt Montague	125	3.8
1999	Michael Vranes	80	2.9
1998	Brian Dignan	109	4.0
1997	Matt Montague	131	5.0
1996	Randy Reid	142	5.1
1995	Robbie Reid	157	4.9
1994	Randy Reid	87	2.7
1993	Randy Reid	141	4.1
1992	Nathan Call	204	6.4
1991	Nathan Call	164	4.8
1990	Marty Haws	123	4.1
1989	Marty Haws	149	5.1
1988	Brian Taylor	151	4.7
1987	Brian Taylor	118	3.7
1986	Bob Capener	104	3.3
1985	Marty Perry	114	4.2
1984	Chris Nikchevich	117	3.9
1983	Marty Perry	91	3.4
1982	Scott Sinek	100	3.3
1981	Danny Ainge	127	4.0
1980	Danny Ainge	132	4.6
1979	Danny Ainge	122	4.5
1978	Danny Ainge	158	5.3
1977	Mike May	108	4.2
1976	Verne Thompson	78	3.0
1975-53	No Records Available		
1952	Jerry Romney	37	1.6
1951	Roland Minson	99	2.7
1950	No Record Available		

KEENA YOUNG LED BYU IN SCORING & REBOUNDING IN 2007



NOTE: Bolded items indicate all-time single-season leaders for cumulative totals and per-game averages.



INDIVIDUAL SEASON RECORDS

POINTS SCORED

866	Devin Durrant (27.9 avg.)	1984
782	Danny Ainge (24.4)	1981
765	Michael Smith (26.4)	1989
679	Michael Smith (21.2)	1988
662	Devin Durrant (22.8)	1983
643	Michael Smith (20.1)	1987
639	Timo Saarelainen (22.0)	1985
637	Russell Larson (19.5)	1994
632	Danny Ainge (21.1)	1978
623	Jeff Chatman (19.5)	1988
619	Roland Minson (16.7)	1951
603	Fred Roberts (18.8)	1981
602	John Fairchild (21.5)	1965
599	Dick Nemelka (24.0)	1966
590	Keena Young (17.4)	2007
581	Kresimir Cosic (22.3)	1972
573	Russell Larson (17.9)	1995
571	Mel Hutchins (15.4)	1951
569	Mekeli Wesley (17.2)	2001
565	Terrell Lyday (17.1)	2000
559	Jeff Chatman (17.5)	1986
558	Bernie Fryer (19.2)	1971
556	Lee Cumnard (16.8)	2009
556	Marty Haws (18.5)	1990
556	Mekeli Wesley (16.8)	2000
555	Danny Ainge (19.1)	1980
552	Rafael Araujo (18.4)	2004
552	Lee Cumnard (15.8)	2008
550	Andy Toolson (18.3)	1990
545	Trent Plaisted (15.6)	2008
540	Jeff Chatman (16.9)	1987
540	Terrell Lyday (16.4)	2001
539	Kenneth Roberts (19.3)	1996
536	Jimmer Fredette (16.2)	2009
537	Travis Hansen (16.8)	2003
529	Joe Nelson (15.6)	1949
527	Doug Richards (20.3)	1974
527	Bryon Ruffner (18.8)	1996
525	Joe Richey (17.5)	1953
524	Kresimir Cosic (20.2)	1973
517	Jonathan Tavernari (15.7)	2009
516	John Benson (18.4)	1957
516	Steve Kelly (17.8)	1971
516	Gary Trost (15.2)	1993
511	Tom Steinke (19.7)	1957
507	John Fairchild (20.3)	1964
506	Terry Tebbs (19.5)	1956
503	Shawn Bradley (14.8)	1991

POINTS PER GAME

27.9	Devin Durrant	1984
26.4	Michael Smith	1989
24.4	Danny Ainge	1981
24.0	Dick Nemelka	1966
22.8	Devin Durrant	1983
22.3	Kresimir Cosic	1972
22.0	Timo Saarelainen	1985
21.5	John Fairchild	1965
21.2	Michael Smith	1988
21.1	Danny Ainge	1978
20.3	Doug Richards	1974
20.3	John Fairchild	1964
20.2	Kresimir Cosic	1973
20.1	Michael Smith	1987
20.1	Dave Eastis	1960

FIELD GOAL PERCENTAGE (STARTERS)

.631	Russell Larson	1993
.616	Tom Gneiting	1987
.606	Eric Nielsen	2001
.597	Alan Taylor	1980
.595	Jeff Chatman	1988
.591	Jared Jensen	2002
.588	Fred Roberts	1980
.581	Shawn Bradley	1991
.579	Fred Roberts	1981
.578	Eric Nielsen	2000
.577	Kenneth Roberts	1994
.575	Devin Durrant	1984
.574	Jared Jensen	2003

FIELD GOALS ATTEMPTED

627	Roland Minson	1951
FIELD GOALS MADE		
312	Devin Durrant	1984

THREE-POINT PERCT. (30+ ATTS)

.532	Nathan Call	1988
------	-------------	------

THREE-POINT FIELD GOALS ATTEMPTED

234	Jonathan Tavernari	2008
-----	--------------------	------

THREE-POINT FIELD GOALS MADE

88	Jonathan Tavernari	2008
85	Jonathan Tavernari	2009
74	Andy Toolson	1990
73	Nick Sanderson	1993
68	Danny Bower	1998
67	Terrell Lyday	2000
65	Mark Bigelow	2002
63	Mark Bigelow	2003

CONSECUTIVE GAMES WITH A THREE-POINT FIELD GOAL (SEASON)

22	Jonathan Tavernari	2009
21	Terrell Lyday	2000
16	Andy Toolson	1990
16	Jonathan Tavernari	2008
15	Mark Bigelow	2002
14	Terrell Lyday	2001
13	Jimmy Balderson	2006
13	Lee Cumnard	2007
12	Mark Bigelow	2003
12	Jonathan Tavernari	2008
11	Terrell Lyday	2001
10	Mike Rose	2005

CONSECUTIVE THREE-POINTERS MADE

9	Jimmy Balderson	2006
---	-----------------	------

FREE THROW PERCENTAGE (STARTERS)

.925	Michael Smith (160/173)	1989
.904	Michael Smith (103/114)	1987
.902	Bob Quinney (55/61)	1966
.902	Chris Nikchevich (55/61)	1984
.877	Scott Runia (50/57)	1979
.875	Ricky Bower (49/56)	2003
.874	Gary Batchelor (104/119)	1963
.874	Brian Taylor (97/111)	1988
.871	Lee Cumnard (122-140)	2009
.867	Jonathan Tavernari (39/45)	2008
.864	Danny Ainge (146/169)	1978
.857	Lee Cumnard (96/112)	2008
.855	Randy Reid (71/83)	1993
.853	Doug Howard (122/143)	1969
.847	Jimmer Fredette (116-137)	2009
.845	Jared Jensen (82/97)	2002

FREE THROWS ATTEMPTED

307	Devin Durrant	1984
-----	---------------	------

FREE THROWS MADE

242	Devin Durrant	1984
-----	---------------	------


CONSECUTIVE FREE THROWS

32	Michael Smith	1989
----	---------------	------

REBOUNDS

471	Mel Hutchins	1951
352	Brett Applegate	1984
348	John Fairchild	1965
342	Steve Trumbo	1981
341	Kresimir Cosic	1971
335	Steve Trumbo	1982
332	Kresimir Cosic	1972
330	John Fairchild	1964
317	Alan Taylor	1980
317	John Bensen	1957
314	Herschel Pedersen	1956
307	John Nichol	1958

REBOUNDS PER GAME (STARTERS)



MICHAEL SMITH

13.2	John Fairchild	1964
12.8	Kresimir Cosic	1972
12.7	Mel Hutchins	1951
12.6	Kresimir Cosic	1971
12.4	John Fairchild	1965
12.1	Herschel Pedersen	1956
11.8	John Nichol	1958
11.5	Steve Trumbo	1982
11.4	Brett Applegate	1984
11.3	John Bensen	1957
11.3	Herschel Pedersen	1955
10.9	Alan Taylor	1980
10.7	Steve Trumbo	1981
10.6	Nick Mateljan	1954
10.2	Dave Eastis	1960
10.1	Jim Eakins	1968
10.1	Rafael Araujo	2004

PERSONAL FOULS

124	Jared Miller	1993
-----	--------------	------

TIMES DISQUALIFIED

11	Jared Miller	1993
11	Glen Roberts	1978

BLOCKED SHOTS

177	Shawn Bradley	1991
-----	---------------	------

STEALS

66	Marty Haws	1990
62	Terrell Lyday	2000

ASSISTS - TOTAL

217	Matt Montague	2002
204	Nathan Call	1992
164	Nathan Call	1991
158	Danny Ainge	1978
157	Robbie Reid	1995

ASSISTS - AVERAGE

7.2	Matt Montague	2002
6.4	Nathan Call	1992
5.3	Danny Ainge	1978
5.1	Marty Haws	1989
5.1	Randy Reid	1996
5.0	Matt Montague	1997
4.9	Robbie Reid	1995
4.8	Nathan Call	1991
4.7	Brian Taylor	1988
4.6	Danny Ainge	1980
4.5	Danny Ainge	1979
4.5	Luiz Lemes	2004

TRIPLE DOUBLES

1	Danny Ainge (vs. Long Beach St.)	1978
1	Fred Roberts (vs. Utah)	1981
1	Michael Smith (vs. Colorado St.)	1988



POINTS SCORED

2467	Danny Ainge	78-79-80-81
2319	Michael Smith	84-87-88-89
2285	Devin Durrant	79-80-83-84
1885	Russell Larson	92-93-94-95
1841	Fred Roberts	79-80-81-82
1824	Jeff Chatman	85-86-87-88
1740	Mekeli Wesley	98-99-00-01
1715	Mark Bigelow	99, 02-03-04
1652	Kenneth Roberts	91-94-95-96
1569	Lee Cumnard	06-07-08-09
1512	Kresimir Cosic	71-72-73
1408	Jay Cheesman	74-75-76-77
1388	Andy Toolson	85-88-89-90

POINTS PER GAME

20.92	John Fairchild	20.2, 21.5
20.91	Danny Ainge	21.1, 18.4, 19.1, 24.4
19.5	Devin Durrant	13.2, 13.3, 22.8, 27.9
19.1	Kresimir Cosic	15.0, 22.3, 20.2
19.0	Michael Smith	8.0, 20.1, 21.2, 26.4
18.7	Bernie Fryer	19.2, 18.2
16.7	Terrell Lyday	17.1, 16.4
16.7	Dick Nemelka	10.8, 15.4, 24.0
16.3	Paul Ruffner	15.1, 17.7
16.2	Bob Skousen	17.7, 15.9, 13.0
15.6	Doug Richards	20.3, 15.9, 10.7
15.1	Mekeli Wesley	13.5, 11.0, 16.8, 17.2
15.1	Rafael Araujo	12.0, 18.4

FIELD GOALS ATTEMPTED

1875	Danny Ainge	78-79-80-81
1749	Michael Smith	84-87-88-89
1527	Devin Durrant	79-80-83-84
1369	Jeff Chatman	85-86-87-88
1333	Joe Richey	51-52-53
1259	Fred Roberts	79-80-81-82
1250	Mark Bigelow	99-02-03-04
1227	Mekeli Wesley	98-99-00-01
1188	Russell Larson	92-93-94-95
1162	Kresimir Cosic	71-72-73

FIELD GOALS MADE

987	Danny Ainge	78-79-80-81
886	Michael Smith	84-87-88-89
832	Devin Durrant	79-80-83-84
751	Jeff Chatman	85-86-87-88
687	Fred Roberts	79-80-81-82
660	Russell Larson	92-93-94-95
570	Mekeli Wesley	98-99-00-01
566	Kresimir Cosic	71-72-73
561	Lee Cumnard	06-07-08-09
561	Kenneth Roberts	91-94-95-96
558	Jay Cheesman	74-75-76-77
548	Roland Minson	49-50-51

FIELD GOAL PERCENTAGE (STARTERS)

.574	Alan Taylor	77-78-79-80
.567	Jared Jensen	02-03-04-05
.567	Rafael Araujo	03-04
.566	Gary Trost	88-91-92-93
.556	Jared Miller	91-92-93
.556	Russell Larson	92-93-94-95
.550	Kenneth Roberts	91-94-95-96
.550	Tom Gneiting	85-86-87
.549	Jeff Chatman	85-86-87-88
.546	Fred Roberts	79-80-81-82
.546	Kenneth Roberts	91-94-95-96

.545	Devin Durrant	79-80-83-84
------	---------------	-------------

THREE-POINT FIELD GOALS ATTEMPTED

559	Mark Bigelow	99-02-03-04
535	Jonathan Tavernari	07-08-09
381	Mike Rose	04-05-06-07
355	Randy Reid	92-96
355	Lee Cumnard	06-07-08-09
321	Terrell Lyday	00-01

THREE-POINT FIELD GOALS MADE

213	Mark Bigelow	99-02-03-04
202	Jonathan Tavernari	07-08-09
163	Mike Rose	04-05-06-07
153	Lee Cumnard	06-07-08-09
141	Andy Toolson	85-88-89-90
127	Terrell Lyday	00-01

THREE-POINT PERCENTAGE (STARTERS)

.484	Brock Reichner	05-06
.456	Nathan Call	86-87-90-91
.445	Mark Heslop	88-89-90-91
.437	Andy Toolson	85-88-89-90
.431	Lee Cumnard	06-07-08-09
.430	Michael Smith	84-87-88-89

CONSECUTIVE GAMES WITH A THREE-POINT FIELD GOAL - CAREER

22	Jonathan Tavernari	2009
22	Mark Bigelow	1999, 2002
21	Terrell Lyday	2000

FREE THROWS ATTEMPTED

820	Devin Durrant	79-80-83-84
673	Russell Larson	92-93-94-95
651	Mekeli Wesley	98-99-00-01
641	Kenneth Roberts	91-94-95-96
633	Trent Plaisted	05-06-07-08
605	Danny Ainge	78-79-80-81
602	Fred Roberts	79-80-81-82
513	Mark Bigelow	99, 02-03-04
496	Gary Trost	88-91-92-93
491	Michael Smith	84-87-88-89
484	Kresimir Cosic	71-72-73
477	Jeff Chatman	85-86-87-88
430	Marty Haws	87-88-89-90

FREE THROWS MADE

621	Devin Durrant	79-80-83-84
541	Russell Larson	92-93-94-95
511	Kenneth Roberts	91-94-95-96
509	Mekeli Wesley	98-99-00-01
493	Danny Ainge	78-79-80-81
467	Fred Roberts	79-80-81-82
431	Michael Smith	84-87-88-89
414	Mark Bigelow	99-02-03-04
381	Kresimir Cosic	71-72-73
359	Gary Trost	88-91-92-93
346	Trent Plaisted	05-06-07-08
338	Randy Reid	93-94-95-96
329	Travis Hansen	01-02-03

FREE THROW PERCENTAGE (STARTERS)

.878	Michael Smith	84-87-88-89
.848	Jimmer Fredette	08-09
.842	Lee Cumnard	06-07-08-09
.830	Randy Reid	93-94-95-96
.828	Mark Heslop	88-89-90-91

.827	Brian Taylor	83-84-87-88
.826	Nick Sanderson	92-93
.826	Gary Bachelor	61-62-63
.816	Danny Ainge	78-79-80-81
.813	Doug Howard	68-69-70

REBOUNDS

922	Michael Smith	84-87-88-89
919	Kresimir Cosic	71-72-73
919	Alan Taylor	77-78-79-80
839	Greg Kite	80-81-82-83
838	Fred Roberts	79-80-81-82
835	Steve Trumbo	79-80-81-82
821	Russell Larson	92-93-94-95
803	John Benson	56-57-58
801	Mark Handy	74-75-76-77

REBOUNDS PER GAME (STARTERS ONLY)

12.8	John Fairchild	64-65
11.6	Kresimir Cosic	71-72-73
10.2	John Benson	56-57-58

GAMES PLAYED

131	Lee Cumnard	06-07-08-09
129	Russell Larson	92-93-94-95
129	Nathan Call	86-87-90-91

PERSONAL FOULS

408	Russell Larson	92-93-94-95
-----	----------------	-------------

ASSISTS - TOTAL

570	Matt Montague	97-00-01-02
539	Danny Ainge	78-79-80-81
528	Nathan Call	86-87-90-91
502	Marty Haws	87-88-89-90

ASSISTS - AVERAGE

4.67	Matt Montague	97-00-01-02
4.57	Danny Ainge	78-79-80-81
4.09	Nathan Call	86-87-90-91

STEALS - TOTAL

195	Danny Ainge	78-79-80-81
182	Marty Haws	87-88-89-90
140	Scott Sinek	82-83-84-85
138	Nathan Call	86-87-90-91
131	Russell Larson	92-93-94-95
129	Lee Cumnard	06-07-08-09

BLOCKED SHOTS

208	Greg Kite	80-81-82-83
-----	-----------	-------------

TRIPLE DOUBLES

1	Danny Ainge	1978
1	Fred Roberts	1981
1	Michael Smith	1988



GAMES PLAYED/STARTED & DOUBLE-DOUBLE RECORDS

GAMES PLAYED

Lee Cumnard – 131
 Nathan Call – 129
 Russell Larson – 129
 Mark Durrant – 128
 Ken Roberts – 126
 Randy Reid – 125
 Shane Knight – 124
 Marty Haws – 123
 Nathan Cooper – 122
 Eric Nielsen – 122
 Jeff Chatman – 122
 Matt Montague – 122
 Michael Smith – 122
 Mark Bigelow – 120
 Fred Roberts – 119
 Danny Ainge – 118
 Jared Jensen – 118
 Devin Durrant – 117
 Mekeli Wesley – 115
 Jimmy Balderson – 115

GAMES STARTED

Jeff Chatman* – 122
 Randy Reid – 122
 Ken Roberts – 121
 Mark Bigelow – 119
 Fred Roberts* – 119
 Danny Ainge* – 118

Devin Durrant* – 117
 Michael Smith – 117
 Lee Cumnard – 116
 Mekeli Wesley – 111
 Marty Haws – 102
 Eric Nielsen – 102
** indicates players who started every game they played in*

CONSECUTIVE GAMES PLAYED

Lee Cumnard* – 131
 Mark Durrant* – 128
 Ken Roberts* – 126
 Marty Haws* – 123
 Jeff Chatman – 122
 Nathan Cooper* – 122
 Matt Montague* – 122
 Eric Nielsen* – 122
 Mark Bigelow* – 120
 Fred Roberts* – 119
 Devin Durrant* – 117
 Nathan Call – 107
** indicates players who appeared in every game over the course of their four-year career*

CONSECUTIVE GAMES STARTED

Jeff Chatman – 122 see note
 Fred Roberts – 119
 Mark Bigelow – 118

Devin Durrant – 117
 Lee Cumnard – 102
 Marty Haws – 91
 Michael Smith – 90
 Mekeli Wesley – 71
 Danny Ainge – 63 see note

Jeff Chatman – Chatman did not appear in the first three games of his freshman year. He started the fourth game, Dec. 8, 1984, and then played in and started every game until he graduated

Danny Ainge – Ainge did not play Feb. 24, 1979 (middle of sophomore year), but he started every game he appeared in, giving him 63 consecutive starts and 118 starts in every game he played in.

DOUBLE-DOUBLE LEADERS SEASON

DD	NAME	SEASON
22	John Fairchild	64-65
21	Brett Applegate	83-84
20	Kresimir Cosic	71-72
18	Steve Trumbo	81-82
16	Rafael Araujo	03-04
16	John Fairchild	63-64
16	Russell Larson	93-94
15	Kresimir Cosic	70-71
12	Bruce Burton	62-63
12	Jay Cheesman	75-76
12	Kresimir Cosic	72-73


12	Alan Taylor	79-80
12	Alan Taylor	78-79
12	Steve Trumbo	80-81
11	Kari Liimo	67-68
11	Paul Ruffner	69-70

DOUBLE-DOUBLE LEADERS CAREER


DD	NAME	YEARS
47	Kresimir Cosic	71-73
38	John Fairchild	64-65
34	Alan Taylor	77-80
30	Steve Trumbo	79-82
29	Michael Smith	84, 87-89
28	Brett Applegate	83-84
27	Russell Larson	92-95
26	Jay Cheesman	74-77
24	Rafael Araujo	03-04
24	Kari Liimo	67-69
22	Mark Handy	74-77
21	Bruce Burton	61-63
21	Paul Ruffner	69-70
20	Fred Roberts	79-82
18	Greg Kite	80-83
18	Steve Kramer	64-66
17	Trent Plaisted	05-08
17	Ken Roberts	91, 94-96
16	Jim Eakins	66-68
16	Tom Gneiting	85-87



Jeff Chatman (1985-88) is the all-time leader in consecutive games started and total games started with 122 consecutive games.



John Fairchild (1964-65) holds the BYU record for most double-doubles in a season with 22 during the 1964-65 season.



Lee Cumnard (2006-2009) holds the BYU record for consecutive games played and games played at 131.



Hall of Famer Kresimir Cosic holds the career record for double-doubles with 47 from 1971-1973.




1



DANNY AINGE • 1977-81, G, 6-5 • 2467 Career Points

YEAR	G	FGM-FGA	FG%	FTM-FTA	FT%	REB-AVG	PTS-AVG
77-78	30	243-473	.51	146-169	.86	173-5.8	632-21.1
78-79	27	206-376	.55	86-112	.77	102-3.8	498-18.4
79-80	29	229-430	.53	97-124	.78	114-3.9	555-19.1
80-81	30	309-596	.52	164-199	.82	152-4.8	782-24.4
Totals	118	987-1875	.53	493-605	.81	541-4.6	2467-20.9

- Won Eastman and John Wooden Award in his senior season
- Led BYU in scoring all four years and finished with a career average of 20.9 ppg
- Scored game winning lay-up in Sweet Sixteen against Notre Dame
- NCAA record, scoring in double figures in 112 consecutive games
- Drafted by both the Toronto Blue Jays (MLB) and the Boston Celtics (NBA)
- Played on two NBA championship teams at Boston, 1984 and 1986
- Played in 193 career playoff games, third all-time to Kareem Abdul-Jabbar and Robert Horry




2



MICHAEL SMITH • 1983-84, 1986-89, F, 6-10 • 2319 Career Points

YEAR	G	FGM-FGA	FG%	3PM-3PA	3P%	FTM-FTA	FT%	REB-AVG	PTS-AVG
83-84	29	99-218	.454	-----	---	34-45	.756	153-5.3	232-8.0
86-87	32	253-497	.509	34-70	.486	103-114	.904	273-8.5	643-20.1
87-88	30	229-452	.507	44-102	.431	127-151	.841	224-7.5	679-21.0
88-89	29	286-545	.525	33-87	.379	160-173	.925	248-8.6	765-26.4
Totals	120	886-1749	.507	111-259	.428	424-483	.878	922-7.7	2319-19.3

- Named third-team Basketball Weekly and Sporting News All-America honorable mention his senior year
- Named second-team UPI and third team AP All-America his junior season
- Finished his career with 2,319 points, second on BYU's all-time scoring list behind Danny Ainge
- Grabbed 922 rebounds in his career, the most by any Cougar
- Drafted in the first round by the Boston Celtics



3



DEVIN DURRANT • 1978-80, 1982-84, F, 6-7 • 2285 Career Points

YEAR	G	FGM-FGA	FG%	FTM-FTA	FT%	REB-AVG	PTS-AVG
78-79	28	132-263	.540	86-122	.710	146-5.2	370-13.2
79-80	29	147-265	.550	93-130	.720	170-5.9	387-13.3
82-83	29	231-456	.510	200-261	.770	167-5.8	662-22.8
83-84	31	312-543	.575	242-307	.788	160-5.2	866-27.9
Totals	117	822-1527	.538	621-820	.757	643-5.5	2,285-19.5

- AP All-America Second Team, UPI All-America Third Team
- Holds the BYU record for scoring average of 27.9 in his senior season
- WAC Player of the Year his junior year
- Finished 19th in the NCAA in scoring and was the 12th leading returning scorer in the nation in his junior season
- Drafted in the second round by the Indiana Pacers

4




RUSSELL LARSON • 1992-95, F/C, 6-11 • 1885 Career Points

YEAR	G-GS	FGM-FGA	FG%	3PM-3PA	3P%	FTM-FTA	FT%	REB-AVG	PTS-AVG
91-92	32-1	101-187	.540	0-0	---	115-141	.816	162-5.1	317-9.9
92-93	33-19	135-214	.631	0-2	---	88-120	.733	145-4.4	358-10.8
93-94	32-32	223-403	.553	10-35	.286	181-221	.819	292-9.1	637-19.9
94-95	32-32	201-384	.523	14-28	.500	157-191	.822	222-6.9	573-17.9
Totals	129-84	660-1188	.556	24-63	.393	541-673	.804	821-6.4	1885-14.6

- Holds the BYU record for single-season shooting percentage at .631
- First-team All-WAC by Coaches and Writers
- In addition to being fourth all-time at BYU in scoring with 1,885, he is also fourth in field goal percentage at .556
- GTE/CoSida Second Team Academic All-America



5




FRED ROBERTS • 1978-82, F, 6-10 • 1841 Career Points

YEAR	G/GS	FG/FGA	FG%	FT/FTA	FT%	PTS	AVG	REB	AVG	AST	TO	BLK	STL	MIN	AVG
78-79	28/28	158/291	.543	83/106	.78	399	14.3	191	6.8	63	72	23	24	861	30.8
79-80	29/29	151/257	.588	71/98	.72	373	13.1	177	6.1	72	75	19	10	891	30.7
80-81	32/32	216/373	.579	171/220	.77	603	18.8	255	8.0	110	104	14	26	1188	37.1
81-82	30/30	162/338	.479	142/178	.797	466	15.5	215	7.2	96	109	19	21	1118	37.3
Totals	119/119	687/1259	.546	487/602	.778	1,841	15.5	838	7.8	341	360	75	81	4058	34.1

- First-team All-WAC
- Basketball Writers District VII Team
- Shot a career average 55 percent from the field

6



JEFF CHATMAN • 1984-88, F, 6-6 • 1788 Career Points

YEAR	G	FGM-FGA	FG%	3PM-3PA	3P%	FTM-FTA	FT%	REB-AVG	PTS-AVG
84-85	26	45-85	.530	---	---	12-29	.410	106-4.1	102-3.9
85-86	32	230-422	.545	---	---	99-147	.673	165-5.2	559-17.5
86-87	32	223-437	.510	0-3	---	94-131	.718	183-5.7	540-16.9
87-88	30	239-402	.595	0-0	---	109-160	.681	229-7.6	587-19.6
Totals	120	737-1346	.548	0-3	---	314-467	.672	560-4.7	1788-14.9

- Honorable Mention All-America by Sporting News his senior season
- Twice selected to the USBWA All-District VII Team
- Finished career with 1788 points, sixth all-time at BYU

7



MEKELI WESLEY • 1997-01, F, 6-9 • 1740 Career Points

YEAR	G-GS	FGM-FGA	FG%	3PM-3PA	3P%	FTM-FTA	FT%	REB-AVG	PTS-AVG
97-98	30-29	129-313	.412	18-61	.295	130-168	.774	151-5.0	406-13.5
98-99	19-17	70-168	.417	12-42	.286	57-68	.838	93-4.9	209-11.0
99-00	33-33	192-397	.484	29-78	.372	143-193	.741	192-5.8	556-16.8
00-01	33-33	179-349	.513	32-76	.421	179-222	.806	181-5.5	569-17.2
Totals	115-112	570-1227	.466	91-257	.354	509-651	.782	617-5.4	1740-15.1

- The fifth Cougar to be named Conference Player of the Year his senior season at BYU
- MWC Tournament MVP his senior season
- Associated Press All-America honorable mention as a senior
- Holds the BYU single-game free throw record (16)

MARK BIGELOW • 1998-99, 2001-04, G/F, 6-7 • 1715 Career Points

YEAR	GP	GS	MIN	AVG	FG	FGA	PCT	3FG	FGA	PCT	FT	FTA	PCT	OFF	DEF	TOT	AVG	PF	FO	A	AVG	TO	BLK	STL	PTS	AVG
98-99	28	27	907	32.4	132	301	.439	44	113	.389	111	140	.793	34	141	175	6.3	67	3	57	2.0	76	13	38	419	15.0
01-02	30	30	954	31.8	138	317	.435	65	154	.422	106	132	.803	14	68	82	2.7	66	2	44	1.5	62	11	21	447	14.9
02-03	32	32	1025	32.0	145	332	.437	63	151	.417	93	112	.830	28	90	118	3.7	74	2	74	2.3	56	12	33	446	13.9
03-04	30	30	956	31.9	129	300	.430	41	141	.291	104	129	.806	27	86	113	3.8	65	1	85	2.8	50	13	24	403	13.4
Totals	120	119	3842	32.0	544	1250	.435	213	559	.381	414	513	.807	103	385	488	4.1	272	8	260	2.2	244	49	116	1715	14.3

8



- Finished his BYU career joining former Cougar All-American Danny Ainge as the only two Cougar players to score 400 points in each of their four seasons
- BYU record holder for career three-pointers (213)
- Earned All-MWC Second Team honors in senior season
- BYU record holder for consecutive games with a three-pointer (22), steals in a game (9) and tied for single-game free-throw percentage (1.000, minimum of 10 attempts)





9



KENNETH ROBERTS • 1990-91, 1993-96, F, 6-8 • 1652 Career Points

YEAR	G/GS	FG/FGA	FG%	3FG/A	3FG%	FT/FTA	FT%	PTS	AVG	REB	AVG	AST	TO	BLK	STL	MIN	AVG
90-91	34/34	78/158	.494	4/10	.400	50/76	.658	210	6.2	151	4.4	96	54	14	20	897	26.4
93-94	32/28	142/246	.577	1/2	.500	124/156	.795	409	12.8	192	6.0	61	49	21	25	993	31.0
94-95	32/31	171/307	.557	2/3	.667	150/179	.838	494	15.4	212	6.6	47	60	12	30	1037	32.4
95-96	28/28	170/316	.538	12/27	.444	187/230	.813	539	19.3	198	7.1	68	63	26	29	983	35.1
Totals	126/125	561/1027	.546	19/42	.452	511/641	.797	1652	13.1	753	6.0	272	226	73	104	3910	31.0

- Twice named All-WAC First Team

- Voted top WAC rebounder

LEE CUMMARD • 2006-08, G, 6-7 • 1013 Career Points

YEAR	GP	GS	MIN	AVG	FG	FGA	PCT	3FG	FGA	PCT	FT	FTA	PCT	OFF	DEF	TOT	AVG	PF	FO	A	AVG	TO	BLK	STL	PTS	AVG
2005-06	29	14	430	14.8	50	110	.455	17	43	.395	26	34	.765	23	45	68	2.3	58	0	45	1.6	31	12	16	143	4.9
2006-07	34	34	990	29.1	114	206	.553	40	92	.435	50	63	.794	63	128	191	5.6	103	3	93	2.7	49	29	50	318	9.4
2007-08	35	35	1101	31.5	198	348	.569	60	127	.472	96	112	.857	69	153	222	6.3	93	6	123	3.5	79	35	33	552	15.8
08-09	33	33	1081	32.8	199	385	.517	36	93	.387	122	140	.871	47	158	205	6.2	82	2	111	3.4	54	30	30	556	16.8
Total	131	116	3602	27.5	561	1049	.535	153	355	.431	294	349	.842	202	484	686	5.2	336	11	372	2.8	213	106	129	1569	12.0

- 2009 All-America Fourth Team by FOXSports.com
- 2009 NABC All-District 17
- 2009 USBWA All-District VIII
- 2009 MWC First Team
- 2008 AP All-America Honorable Mention
- 2008 NABC All-District 13
- 2008 USBWA All-District VIII
- 2008 MWC Co-Player of the Year




10



KRESIMIR COSIC • 1970-73, C, 6-11 • 1512 Career Points

YEAR	G	FG	FG%	FTM	FT%	REBS-AVG	PTS-AVG
70-71	26	153	.48	101	.74	341-13.1	407-15.0
71-72	26	207	.50	167	.81	332-12.8	581-22.3
72-73	26	206	.48	113	.81	246-9.5	524-20.2
Totals	78	566	.487	381	.787	919-11.8	1512-19.4

- Named first-team Converse, Helms and UPI All-America
- Named All-Conference during his sophomore, junior and senior seasons
- He set a BYU career record in points (1,512), field goals made (566), free throws (381) and rebounds (919)
- Played and helped coach the Yugoslavian Olympic team



11



JAY CHEESMAN • 1973-77, F/C, 6-9 • 1408 Career Points

YEAR	GMS	FG/FGA	FG%	FT/FTA	FT%	PTS	AVG	REB	AVG
73-74	25	65/156	.417	29/41	.707	159	6.4	92	3.7
74-75	26	151/290	.521	77/115	.670	379	14.6	172	6.6
75-76	25	172/349	.493	97/129	.752	441	17.6	233	8.9
76-77	27	170/357	.476	89/116	.767	429	15.9	225	8.3
Totals	103	558/1152	.484	292/401	.728	1408	13.7	722	7.0

- Leading scorer his senior season
- Leading rebounder his senior season

12



ANDY TOOLSON • 1984-85, 1987-90, F, 6-6 • 1388 Career Points

YEAR	G	FGM/FGA	FG%	3PM-3PA	3P%	FTM/FTA	FT%	REB-AVG	PTS-AVG
84-85	29	97/193	.503	-----	----	53-73	.726	77-2.7	247-8.5
87-88	32	64/149	.430	25-63	.397	39/53	.736	88-2.8	192-6.0
88-89	26	124/260	.477	42-109	.385	105/126	.833	171-6.6	399-15.3
89-90	30	184/351	.510	74-151	.490	108/141	.766	198-6.6	550-18.3
Totals	117	469/953	.492	141-323	.437	305/393	.776	534-4.4	1388-11.8

- Holds BYU record for three-point shots made in a single season with 74 and is No. 3 in career triples made (141)

- Shares BYU single-game free-throw percentage (1.000, minimum of 10 attempts)
- Named first-team Academic All-America during his senior year
- Made a trey in 16 straight games

13





14



ROLAND MINSON • 1948-51, F, 6-0 • 1375 Career Points

YEAR	GMS	FG/FGA	FG%	FT/FTA	FT%	PTS	AVG	REB	AVG	AST
48-49	35	149/-	-	73/110	.664	371	10.8	-	-	-
49-50	32	160/418	.383	65/113	.575	385	12.0	-	-	-
50-51	37	239/627	.380	141/203	.694	619	16.7	186	5.0	99
Totals	104	548/--	--	279/426	.655	1375	13.2	--	--	--

• All-conference as a junior and senior

- MVP in the NIT tourney won by the Cougars in 1951
- Scored 619 points in one season
- Voted Most Outstanding Newcomer in 11 western states and drafted in the first round by the New York Knicks

TRENT PLAISTED • 2004-08, C, 6-11 • 1372 Career Points

YEAR	GP	GS	MIN	AVG	FG	FGA	PCT	3FG	FGA	PCT	FT	FTA	PCT	OFF	DEF	TOT	AVG	PF	FO	A	AVG	TO	BLK	STL	PTS	AVG
*2004-05	5	0	44	8.8	0	3	.000	0	0	.000	3	6	.500	2	6	8	1.6	2	0	1	0.2	2	0	0	3	0.6
2005-06	29	29	819	28.2	144	276	.522	0	0	.000	106	172	.616	70	129	199	6.9	105	6	28	1.0	71	27	12	394	13.6
2006-07	34	33	977	28.7	167	306	.546	0	0	.000	96	195	.492	84	126	210	6.2	111	3	40	1.2	56	46	15	430	12.6
2007-08	35	35	958	27.4	202	373	.542	0	0	.000	141	260	.542	75	194	269	7.7	82	1	54	1.5	84	34	15	545	15.6
Totals	103	97	2798	27.2	513	958	.535	0	0	.000	346	633	.547	231	455	686	6.7	300	10	123	1.2	213	107	42	1372	13.3

*received medical redshirt

15



- 2008 NABC All-District 13
- 2008 USBWA All-District VIII
- 2008 MWC First Team
- 2007 MWC Second Team
- 2006 Scout.com Freshman All-America Second Team
- 2006 USBWA All-District VIII
- 2006 MWC Freshman of the Year
- 2006 MWC Second Team



16



MARTY HAWS • 1986-90, G, 6-2 • 1337 Career Points

YEAR	G/GS	FG/FGA	FG%	3FG/A	3FG%	FT/FTA	FT%	PTS	AVG	REB	AVG	AST	TO	BLK	STL	MIN	AVG
86-87	32/12	39/90	.433	0/7	.000	30/52	.577	108	3.4	29	.09	99	42	2	23	490	15.3
87-88	32/32	98/181	.541	16/32	.346	56/74	.757	268	8.4	61	1.9	131	64	5	45	884	27.6
88-89	29/29	144/307	.469	18/52	.346	99/125	.792	405	14.0	77	2.7	149	79	2	48	1088	37.5
89-90	30/30	198/398	.498	19/51	.373	141/179	.788	556	18.5	69	2.3	123	59	4	66	1101	36.7
Totals	123/103	479/976	.491	53/142	.373	326/430	.758	1337	10.9	236	1.9	502	244	13	182	3563	29.0

- First-team All-WAC selection his senior year
- Led the Cougars in both points and assists his senior season

17




JOE NELSON • 1947-50, F, 6-3 • 1317 Career Points

YEAR	G	FGM	FTM	PTS-AVG
47-48	24	131	106	368-15.3
48-49	34	204	121	529-15.5
49-50	29	154	112	420-14.5
Totals	87	489	339	1318-15.1

- Named Helms All-American in sophomore season
- Named all-conference all three years at BYU
- Led BYU in scoring all three years

18




DICK NEMELKA • 1962-66, G, 6-2 • 1299 Career Points

YEAR	G	FG	FG%	FTM	FT%	REBS-AVG	PTS-AVG
63-64	25	109	45	51	65	71-2.84	269-10.8
64-65	28	170	44	91	82	84-3.0	431-15.4
65-66	25	242	52	115	74	119-4.76	599-24.0
Totals	78	521	47	257	74	274-3.51	1299-16.7

- Named All-America by *Look* and Converse his senior season
- Led the team to the 1966 NIT championship
- Named first-team All-WAC in senior season and second-team All-WAC in junior season
- Averaged 24 ppg his senior season and shot 52 percent from the field
- Named Scholastic All-American
- Played professional basketball with the Utah Stars of the ABA, winning the ABA championship in 1971



19




ALAN TAYLOR • 1976-80, C, 6-10 • 1284 Career Points

YEAR	G	FG/FGA	FG%	FT/FTA	FT%	PTS	AVG	REB	AVG	AST	TO	BLK	STL	MIN	AVG
76-77	24	48/90	.533	30/45	.667	126	5.5	90	3.8	4	-	-	-	336	14.0
77-78	29	170/301	.565	41/75	.547	416	14.4	246	8.5	50	85	28	10	957	33.0
78-79	28	146/252	.579	84/140	.600	380	13.6	266	9.5	30	59	39	12	868	31.0
79-80	29	138/231	.597	86/142	.606	362	12.5	317	10.9	31	56	52	13	919	31.7
Totals	110	502/874	.574	241.402	.600	1284	11.7	919	8.4	115	-	-	-	3080	28.0

- Set a Marriott Center record in his season finale with 23 rebounds
- Named All-WAC First Team
- Pulled down 919 rebounds in his career, still tied for second just three behind Michael Smith's 922 record

20



DOUG RICHARDS • 1971-74, G, 6-3 • 1218 Career Points

YEAR	GMS	FG/FGA	FG%	FT/FTA	FT%	PTS	AVG	REB	AVG
71-72	26	110/207	.531	58/77	.753	278	10.7	106	4.1
72-73	26	165/327	.505	83/113	.735	413	15.9	119	4.6
73-74	26	211/448	.471	105/133	.789	527	20.3	159	6.1
Totals	78	486/982	.495	246/323	.762	1218	15.6	384	4.9

- Leading scorer his senior season
- One of two players to score in double figures his senior season
- At the time 20.3 point scoring average ranked fourth among top Cougar scorers for one season
- BYU won its opening and final game on last second shots by Richards as a senior

21



GARY TROST • 1987-88, 1990-93, C, 6-10 • 1205 Career Points

YEAR	G-GS	FGM-FGA	FG%	3PM-3PA	3P%	FTM-FTA	FT%	REB-AVG.	PTS-AVG.
87-88	16-0	6-14	.429	0-0	---	8-12	.667	16-1.0	20-1.3
90-91	33-0	80-134	.597	2-5	.400	66-91	.725	145-4.4	228-6.9
91-92	31-31	160-284	.563	2-4	.500	119-175	.680	203-6.6	441-14.2
92-93	22-22	100-181	.552	0-1	---	93-126	.738	142-6.5	516-15.2
Totals	102-53	346-613	.564	4-10	.400	286-404	.708	506-4.9	1205-11.8

- Honorable Mention All-America by the Associated Press his senior season
- All-WAC First Team as a junior and senior
- Third all-time in career field-goal percentage at BYU

22 ELDON BRINLEY • 1927-31 • 1195 Career Points

23



JOE RICHEY • 1950-52, F, 6-1 • 1177 Career Points

YEAR	G	FGM	FG%	FTM	FT%	REB-AVG	PTS-AVG
50-51	36	126	34	62	57	196-5.4	314-8.7
51-52	24	145	35	62	73	167-7.0	352-14.6
52-53	29	194	35	123	79	217-7.5	511-17.6
Totals	89	465	35	247	70	580-6.5	1177-13.2

- Named first-team All-America by Look and second-team All-America by Colliers
- Led BYU in scoring his junior and senior seasons with 14.6 and 17.6 point averages
- Finished his career at BYU with 1177 points and 580 rebounds
- Led BYU to the NIT Championship in his sophomore season

24



RANDY REID • 1992-96, G, 6-2 • 1166 Career Points

YEAR	G-GS	FGM-FGA	FG%	3PM-3PA	3P%	FTM-FTA	FT%	REB-AVG	PTS-AVG
92-93	34-33	59-155	.381	23-65	.354	71-83	.855	76-2.2	212-6.2
93-94	32-32	125-242	.517	34-100	.340	93-117	.795	68-2.1	377-11.8
94-95	31-29	76-206	.369	30-91	.330	86-101	.851	82-2.6	268-8.6
95-96	27-27	98-231	.424	27-95	.284	86-102	.843	59-2.2	309-11.4
Totals	124-121	358-834	.492	114-351	.324	336-403	.833	285-2.3	1166-9.4

- Selected to be on the GTE/CoSida Academic All-District VIII Team
- Voted to the All-Defensive Team by the coaches
- Finished 24th in the NCAA statistics for his 85.1 free-throw percentage in his junior season

**JONATHAN TAVERNARI • 2006-present, F, 6-6 • 1157 Career Points**

YEAR	GP	GS	MIN	AVG	FG	FGA	PCT	3FG	FGA	PCT	FT	FTA	PCT	OFF	DEF	TOT	AVG	PF	FO	A	AVG	TO	BLK	STL	PTS	AVG
06-07	28	0	343	12.3	68	143	.476	29	78	.372	16	23	.696	24	56	80	2.9	33	1	17	0.6	17	8	18	181	6.5
07-08	35	29	966	27.6	166	420	.395	88	234	.376	39	45	.867	34	150	184	5.3	70	1	53	0.8	59	16	48	459	13.1
08-09	33	33	1042	31.6	195	451	.432	85	223	.381	42	55	.764	34	205	239	7.2	77	1	58	1.8	44	11	49	517	15.7
Total	96	62	2351	24.0	429	1014	.423	202	535	.378	97	123	.789	92	411	503	5.1	180	3	128	1.3	120	35	115	1157	11.8

25

- 2009 MWC Third Team
- 2008 MWC Third Team
- 2007 MWC Freshman of the Year
- Second all-time at BYU in made three pointers
- Holds the BYU record for three-pointers made in a single season with 88 in 2007-08


26**KARI LIIMO • 1966-69, F, 6-7 • 1156 Career Points**

YEAR	GMS	FG/FGA	FG%	FT/FTA	FT%	PTS	AVG	REB	AVG
66-67	24	117/226	.518	93/116	.802	327	13.6	76	3.2
67-68	24	159/333	.477	92/129	.713	410	17.0	231	9.6
68-69	28	164/349	.470	91/140	.650	419	15.0	248	8.9
Totals	76	440/908	.485	276/385	.717	1156	15.7	555	7.3

- Played on the Finnish Olympic team averaging 29 points per game
- At the time was the third highest scorer behind Joe Nelson and Dick Nemelka
- Had the third-best scoring average in three-year span, 15.2

27 ELWOOD ROMNEY • 1929-33 • 1150 Career Points

- BYU's first basketball player to score over 1,100 points during his career
- Named to the Helms All-America Team in 1932
- Named to the all-conference team for three years
- Played semi-professional ball with the Denver Athletic Club for three years

28**DOUG HOWARD • 1967-70, G, 6-3 • 1143 Career Points**

YEAR	GMS	FG/FGA	FG%	FT/FTA	FT%	PTS	AVG	REB	AVG
67-68	25	95/242	.393	51/70	.729	241	9.6	114	4.6
68-69	28	164/349	.470	91/140	.650	419	15.0	248	8.9
69-70	26	175/399	.439	122/143	.853	472	18.2	136	5.2
Totals	79	434/990	.438	264/353	.748	1143	14.5	498	6.3

- Was a two-sport star at BYU (Basketball & Baseball)
- Finished among the top ten free throw shooters in collegiate ball, hitting 85 percent of his attempts from the free throw line
- Leading scorer in his senior season

29**TRAVIS HANSEN • 2000-03, G/F, 6-6 • 1137 Career Points**

YEAR	G/GS	FG/FGA	FG%	3FG/A	3FG%	FT/FTA	FT%	PTS	AVG	REB	AVG	AST	TO	BLK	STL	MIN	AVG
00-01	24/9	49/120	.408	5/17	.294	28/39	.718	131	5.5	73	3.0	27	17	4	15	398	16.6
01-02	30/30	148/340	.435	35/83	.422	138/182	.758	469	15.6	187	6.2	46	68	13	19	933	31.1
02-03	32/32	169/383	.441	36/106	.340	163/204	.800	537	16.8	152	4.8	77	84	20	29	1025	32.0
Totals	86/71	366/843	.434	76/206	.370	329/425	.774	1137	13.2	412	4.8	150	169	37	63	2356	27.4

- 2003 Consensus first-team All-MWC
- 2003 MWC Co-Defensive Player of the Year
- 2003 USBWA District VIII First Team
- BYU earned a 44-1 home record in his three years
- Drafted by the Atlanta Hawks in the second round, 37th overall
- Chevrolet Player of the Game (NCAA vs. UConn, 21 points)



30




STEVE SCHREINER • 1988-91, F, 6-7 • 1128 Career Points

YEAR	G/GS	FG/FGA	FG%	3FG/A	3FG%	FT/FTA	FT%	PTS	AVG	REB	AVG	AST	TO	BLK	STL	MIN	AVG
88-89	29/25	131/258	.508	6/21	.288	58/82	.707	326	11.2	136	4.9	18	34	5	15	719	24.8
89-90	30/30	135/238	.567	0/1	.000	48/68	.706	318	10.6	157	5.2	29	58	11	17	867	28.9
90-91	34/32	188/340	.553	0/0	.000	108/160	.675	484	14.2	227	6.7	38	67	8	15	1028	30.2
Totals	93/87	454/836	.543	6/22	.273	214/310	.690	1128	12.1	520	5.6	85	159	24	47	2614	28.1

- First-team All-WAC his senior season
- Helped the Cougars win the WAC Tournament
- Led the Cougars to the second round of the NCAA Tournament in 1991

31



JOHN FAIRCHILD • 1963-65, C, 6-8 • 1109 Career Points

YEAR	G	FGM-FGA	FG%	FTM-FTA	FT%	REB-AVG	PTS-AVG
63-64	25	192-425	.45	123-166	.74	330-13.2	507-20.3
64-65	28	218-444	.49	166-206	.81	348-12.4	602-21.5
Totals	53	410-869	.47	289-372	.78	678-12.8	1109-20.9

- Helms and *Look* All-America
- Two-time first-team All-WAC and WAC Player of the Year his senior season
- Finished his two-year career with 1109 points and 678 rebounds
- Leading scorer his senior season with 21.5 ppg
- Held school record with 20.3 ppg and 13.2 rpg his junior year
- Drafted in the second round by the Los Angeles Lakers

32




GARY EARNEST • 1958-61, G, 6-0 • 1108 Career Points

YEAR	GMS	FG/FGA	FG%	FT/FTA	FT%	PTS	AVG
58-59	26	142/357	.398	76/113	.673	360	13.9
59-60	25	119/380	.313	81/102	.794	319	12.7
60-61	26	161/377	.427	107/137	.781	429	16.5
Totals	77	422/1114	.379	264/352	.750	1108	14.4

- First-team all-conference
- All-Skyline recognition as a sophomore

33



TERRELL LYDAY • 1999-01, G, 6-3 • 1105 Career Points

YEAR	G/GS	FG/FGA	FG%	3FG/A	3FG%	FT/FTA	FT%	PTS	AVG	REB	AVG	AST	TO	BLK	STL	MIN	AVG
99-00	33/33	183/405	.452	67/170	.394	132/178	.742	565	17.1	133	4.0	61	78	12	62	1098	33.3
00-01	33/33	159/395	.403	60/151	.397	162/197	.822	540	16.4	92	2.8	66	76	13	37	1082	32.8
Totals	66/66	342/800	.428	127/321	.396	294/375	.784	1105	16.7	225	3.4	127	154	25	99	2180	33.0

- Named first-team All-Mountain West his senior year
- MWC Newcomer of the Year his junior season
- NABC District 13 Second Team
- 2001 MWC All-Tournament Team

34



MARK HANDY • 1973-77, C, 6-8 • 1099 Career Points

YEAR	GMS	FG/FGA	FG%	FT/FTA	FT%	PTS	AVG	REB	AVG	AST
73-74	26	106/216	.491	45/65	.692	256	9.8	227	8.7	-
74-75	26	119/222	.536	67/97	.690	305	11.7	236	9.1	-
75-76	19	105/208	.505	40/56	.714	250	13.2	168	8.8	45
76-77	25	113/207	.545	62/81	.765	288	11.5	170	6.8	26
Totals	96	443/853	.519	214/299	.716	1099	11.5	801	8.3	-

- Had the sixth-best single-season field-goal percentage mark when he finished his career
- Started all four years at BYU



35



MEL HUTCHINS • 1947-51, C, 6-5 • 1084 Career Points

YEAR	G	FGM	FTM	PTS-AVG
47-48	24	61	30	153-6.4
49-50	32	136	88	360-11.3
50-51	37	227	117	571-15.4
Totals	93	424	235	1084-11.6

- Named first-team All-America by *Look*, *Converse*, *Helms* and *Sporting News*
- Named third-team All-America by UPI
- Led BYU to the NIT Championship in his senior season
- Drafted in the first round by Tri-Cities Blackhawks in 1951 and named NBA Rookie of the Year
- Played in the NBA for seven years and was named an NBA All-Star six times


KEENA YOUNG • 2005-07, F, 6-6 • 1068 Career Points

Year	GP	GS	Min	Avg	FG	FGA	Pct	3FG	FGA	Pct	FT	FTA	Pct	Off	Def	Tot	Avg	PF	FO	A	Avg	TO	Blk	Stl	Pts	Avg
2004-05	25	15	555	22.2	74	149	.497	0	3	.000	31	51	.608	56	84	140	5.6	41	0	17	0.7	23	17	15	179	7.2
2005-06	29	14	679	23.4	113	216	.523	0	1	.000	73	94	.777	66	101	167	5.8	62	0	32	1.1	43	11	18	299	10.3
2006-07	34	34	984	28.9	236	435	.543	0	0	.000	118	147	.803	79	144	223	6.6	81	1	50	1.4	75	5	15	590	17.4
Total	88	63	2218	25.2	423	800	.529	0	4	.000	222	292	.760	201	329	530	6.0	184	1	99	1.1	141	33	48	1068	12.1


36



- 2007 Associated Press All-America Honorable Mention
- 2007 MWC Player of the Year
- 2007 USBWA All-District VIII Selection
- 2007 NABC All-District 13 First Team
- 590 points as a senior ranks 15th all-time at BYU



37




SCOTT RUNIA • 1976-80, G, 6-1 • 1051 Career Points

YEAR	GMS	FG/FGA	FG%	FT/FTA	FT%	PTS	AVG	REB	AVG	AST	TO	BLK	STL	MIN	AVG
76-77	26	61/153	.399	28/37	.757	150	5.8	48	1.8	65	-	-	-	-	-
77-78	30	150/280	.536	40/50	.800	340	11.3	65	2.2	145	67	2	35	1080	36.0
78-79	25	120/247	.486	50/57	.877	290	11.6	62	2.5	100	62	2	31	820	32.8
79-80	29	114/248	.460	43/51	.843	271	9.3	38	1.3	95	56	4	26	788	27.1
Totals	110	445/928	.480	161/195	.826	1051	9.6	213	1.9	405	-	-	-	-	-

- Second-team All-WAC his junior season
- Helped the Cougars win two WAC Championships

38



BERNIE FRYER • 1970-72, G, 6-3 • 1031 Career Points

YEAR	GMS	FG/FGA	FG%	FT/FTA	FT%	PTS	AVG	REB	AVG
70-71	29	196/433	.453	165/222	.743	558	19.2	130	4.5
71-72	26	168/353	.476	137/180	.761	473	18.2	82	3.2
Totals	55	364/786	.463	302/402	.751	1031	18.8	212	3.9

- Named to All-WAC First Team along with Kresimir Cosic his senior year
- Helped win two WAC titles during his junior and senior seasons at BYU
- During his senior season, BYU broke the NCAA attendance record (16,128 by Illinois in '71) by 5,000 averaging 21,818

39



DAVE EASTIS • 1958-61, C, 6-5 • 1015 Career Points

YEAR	GMS	FG/FGA	FG%	FT/FTA	FT%	PTS	AVG	REB	AVG
58-59	19	59/137	.431	28/53	.528	146	7.7	109	5.7
59-60	24	181/397	.456	121/174	.695	483	20.1	245	10.2
60-61	26	132/330	.400	122/158	.772	386	14.9	243	9.3
Totals	69	372/864	.431	271/385	.704	1015	14.7	597	8.7

- All-conference player
- All-American candidate in '61
- Scored 44 points in one game against New Mexico



TEAM SINGLE SEASON

GAMES	37	1951
WINS	28	1951
FG MADE	1,014	1965
FG ATTEMPTS	2,611	1951
FG PERCENTAGE		
.531		1988
.529		1979
.522		1980
.509		1984
.500		1989
.499		1990
.498	1966, 1992, 1993	
.492	1967, 1994	
.491	2007	
THREE-POINT SHOTS ATTEMPTED		
764		2008
THREE-POINT SHOTS MADE		
285		2008
THREE-POINT PERCENTAGE		
.452		1988
FREE THROWS MADE		
697		1993
CONSECUTIVE FREE THROWS MADE		
33		2005
FREE THROW ATTEMPTS		
909		1993
FREE THROW PERCENTAGE		
.815		1989
.780		2001
.773		1995
.767		1993
.765		1996
.763		1988
.760		2002
REBOUNDS		
1,457	1951, 1965	
TEAM REBOUNDING AVERAGE		
55.8		1956
ASSISTS		
613		1993
STEALS		
241		2009
BLOCKED SHOTS		
246		1991
MOST PERSONAL FOULS		
721		1993
MOST PERSONAL FOULS PER GAME		
23.1	1985 (671 in 29 games)	
FEWEST PERSONAL FOULS PER GAME		
13.9	1971 (403 in 29 games)	
MOST PLAYERS DISQUALIFIED		
39		1978
WINNING PERCENTAGE		
.850	17-3	1942
.828	24-5	1980
.813	26-6	1988
.812	26-6	1988
.807	21-5	1972
CONSECUTIVE VICTORIES		
17		1988
HOMECOURT WINNING STREAK		
53	11/26/05 - 12/13/08	
44	2/19/00 - 1/16/03	
24	3/17/94 - 1/18/96	
CONSECUTIVE DEFEATS		
21		1997
8		1927
LARGEST SCORING MARGIN		
12.6	1966 (95.5 - 82.9)	
11.9	2009 (77.1 - 65.2)	
MOST POINTS SCORED PER GAME		
95.5		1966
FEWEST POINTS SCORED PER GAME		
48.6		1946
FEWEST POINTS ALLOWED PER GAME		
46.4		1946

TEAM SINGLE GAME

FIELD GOALS ATTEMPTED			
108	vs. Montana		1953
FIELD GOALS MADE			
51	vs. Houston		1966
FIELD GOAL PERCENTAGE			
.736	vs. St. Mary's (39-53)		1983
.708	vs. Elon College (34-48)		2001
THREE-POINTERS ATTEMPTED			
33	vs. Louisiana State		1992
33	vs. Loyola Marymount		2008
THREE-POINT FIELD GOALS MADE			
15	vs. UNLV		2007
14	vs. Southern Utah		2003
THREE-POINT PERCENTAGE (MIN 10)			
.813	vs. New Mexico (13/16)		2008
FREE THROWS ATTEMPTED			
49	vs. Santa Clara		1965
FREE THROWS MADE			
39	vs. Utah State		1957
CONSECUTIVE FREE THROWS			
24	vs. Santa Clara		2005
BEST FREE THROW PERCENTAGE (MIN 10)			
1.000	vs. Wichita St. (12/12)		1965
1.000	at Chaminade (10/10)		2005
.957	vs. Wyoming (22/23)		1974
MOST REBOUNDS			
77	vs. St. Mary's		1966
MOST STEALS			
17	at Colorado St.		2006
17	vs. James Madison		1990
MOST ASSISTS			
34	vs. Northeast Louisiana		1975
34	vs. San Diego State		1980
REBOUND MARGIN			
40	vs. St. Mary's		1967
FEWEST PERSONAL FOULS			
5	vs. Michigan State		1981
FEWEST TOTAL POINTS			
25	vs. Wyoming		1982
FEWEST POINTS IN A HALF			
12	vs. Wyoming	@ 1980, vs.	1982
13	at Air Force		2005
FEWEST POINTS ALLOWED IN A HALF			
10	vs. Air Force		2003
MOST PERSONAL FOULS			
36	vs. Idaho State		1977
MOST TOTAL POINTS			
128	vs. Sacramento State		1993
MOST POINTS ONE HALF			
69	vs. North Texas		1981
LARGEST SCORING MARGIN			
62	vs. W. Oregon (102-40)		2007
51	vs. St. Mary's (108-57)		1967
FEWEST FIELD GOALS ATTEMPTED			
23	at Wyoming		1980
FEWEST FIELD GOALS MADE			
10	at Wyoming		1980
10	vs. Southern Utah		2001
FEWEST FREE THROWS ATTEMPTED			
3	vs. Niagara		1976
3	vs. St. Mary's (Calif.)		2005
4	vs. San Diego State		2001
FEWEST FREE THROWS MADE			
1	vs. Niagara		1976
2	vs. San Diego State		2001

TEAM SEASON SCORING

Year	Offense		Defense	
	Pts.	Avg.	Pts.	Avg.
2009	2544	77.1	2150	65.2
2008	2580	73.7	2213	63.2
2007	2654	78.1	2347	69.0
2006	2209	76.2	2078	71.7
2005	1972	65.7	2070	69.0
2004	2200	73.3	1966	65.5
2003	2299	71.8	2032	63.5
2002	2115	70.5	1951	65.0
2001	2324	70.4	2069	62.7
2000	2328	70.5	2107	63.8
1999	2009	71.8	2055	73.4
1998	1906	63.5	2093	69.8
1997	1547	59.5	2061	79.3
1996	2303	82.3	2194	78.4
1995	2405	75.2	2214	69.2
1994	2540	79.4	2382	74.4
1993	2754	81.0	2445	71.9
1992	2567	80.2	2227	69.6
1991	2454	72.2	2336	68.7
1990	2110	70.3	1971	65.7
1989	2338	80.6	2322	80.1
1988	2735	85.5	2437	76.2
1987	2634	82.3	2469	77.2
1986	2328	72.8	2159	74.4
1985	2175	75.0	2159	74.4
1984	2433	78.5	2325	75.0
1983	2014	69.5	1919	66.2
1982	1885	62.8	1752	58.4
1981	2525	78.8	2275	71.1
1980	2421	83.5	2103	72.5
1979	2381	85.0	2144	76.6
1978	2429	81.0	2495	83.2
1977	2013	74.6	2027	75.1
1976	2015	77.5	2183	83.9
1975	2062	79.3	2088	80.3
1974	2015	77.5	2183	83.9
1973	2068	79.5	1940	74.6
1972	2128	81.8	1927	74.1
1971	2401	82.8	2294	79.1
1970	2096	80.7	2188	84.1
1969	2325	83.0	2259	80.7
1968	2064	82.6	1956	78.2
1967	1960	81.7	1827	76.1
1966	2388	95.5	2073	82.9
1965	2639	94.3	2356	83.1
1964	1974	79.0	2004	80.2
1963	1985	77.1	2035	78.3
1962	1834	70.5	1947	74.9
1961	1923	73.9	1870	71.9
1960	1676	67.0	1877	75.1
1959	1965	75.5	1854	71.2
1958	1697	65.3	1735	66.7
1957	1985	77.1	1888	67.1
1956	2006	77.2	1743	67.0
1955	1892	72.7	1847	71.0
1954	1991	68.6	1897	64.8
1953	2052	68.4	1696	56.5
1952	1451	60.4	1412	58.8
1951	2355	65.3	2012	55.7
1950	1903	55.0	1698	49.9



MARRIOTT CENTER RECORDS

TEAM SINGLE GAME

MOST FIELD GOALS ATTEMPTED

102 North Texas vs. BYU, Dec. 12, 1980

MOST FIELD GOALS MADE

58 Southern Utah vs. South Alabama, Dec. 10, 1994

BEST FIELD GOAL PERCENTAGE

.744 Georgetown vs. Oregon State, Mar. 19, 1982

MOST THREE-POINT FIELD GOALS ATTEMPTED

51 Arizona State vs. BYU, Dec. 1, 1992

MOST THREE-POINT FIELD GOALS MADE

16 Arizona State vs. BYU, Dec. 1, 1992

BEST THREE-POINT FIELD GOAL PERCENTAGE

.813 BYU vs. New Mexico, 13/16, Jan. 26, 2008

MOST FREE THROWS ATTEMPTED

47 BYU vs. Tulsa, Dec. 22, 1990

47 BYU vs. Southern Utah, Nov. 24, 1999

MOST FREE THROWS MADE

37 BYU vs. Utah, Jan. 14, 1984

37 BYU vs. Utah State, Dec. 18, 1992

37 BYU vs. Southern Utah, Nov. 24, 1999

BEST FREE THROW PERCENTAGE

1.000 SW Mo. vs. Santa Clara, 15/15, Dec. 14, 1984

.955 BYU vs. New Mexico, 21/22, Feb. 18, 1989

MOST REBOUNDS

76 UCLA vs. Weber State, Mar. 16, 1972

BIGGEST REBOUND MARGIN OVER OPPONENT

38 BYU vs. Morgan State, 59-21, Dec. 28, 1995

MOST PERSONAL FOULS

34 North Texas vs. BYU, Dec. 12, 1980

34 Washington vs. BYU, Dec. 22, 1984

FEWEST PERSONAL FOULS

5 BYU vs. Michigan State, Dec. 16, 1980

ASSISTS

36 Southern Utah vs. South Alabama, Dec. 10, 1994

34 BYU vs. Northeast Louisiana, Jan. 4, 1975

34 BYU vs. Wyoming, Jan. 15, 1977

34 BYU vs. San Diego State, Mar. 1, 1980

POINTS

140 Southern Utah vs. South Alabama, Dec. 10, 1994

POINTS IN FIRST HALF

61 Southern Utah vs. South Alabama, Dec. 10, 1994

POINTS IN SECOND HALF

79 Southern Utah vs. South Alabama, Dec. 10, 1994

LARGEST SCORING MARGIN

68 So. Utah vs. So. Alabama, 140-72, Dec. 10, 1994

FEWEST POINTS IN A GAME

25 BYU vs. Wyoming, Jan. 23, 1982

FEWEST POINTS IN FIRST HALF

10 Air Force vs. BYU, Feb. 3, 2003

FEWEST POINTS IN SECOND HALF

12 BYU vs. Wyoming, Jan 18, 1980

FEWEST FIELD GOALS ATTEMPTED

29 Wyoming vs. BYU, Jan. 23, 1982

FEWEST FIELD GOALS MADE

10 BYU vs. Wyoming, Jan. 23, 1982

10 BYU vs. Southern Utah, Dec. 14, 2000

FEWEST FREE THROWS ATTEMPTED

2 UTEP vs. BYU, Feb. 15, 1973

FEWEST FREE THROWS MADE

1 UTEP vs. BYU, Feb. 15, 1973

1 BYU vs. Niagara, Dec. 11, 1976

MOST TURNOVERS COMMITTED

32 New Mexico vs. BYU, Jan. 30, 1976

MOST BLOCKED SHOTS

17 BYU vs. E. Kentucky, Dec. 7, 1990

MOST STEALS

19 BYU vs. James Madison, Dec. 19, 1990

INDIVIDUAL SINGLE GAME

FIELD GOALS ATTEMPTED

36 Michael Brooks, La Salle vs. BYU, Dec. 15, 1979

FIELD GOALS MADE

24 Michael Brooks, La Salle vs. BYU, Dec. 15, 1979

FIELD GOAL PERCENTAGE (12 ATT)

.917 Scott Runia, BYU vs. Wyoming, 11/12, Feb. 11, 1978

.917 Devin Durrant, BYU vs. St. Mary's, 11/12, Dec. 10, '83

THREE-POINT FIELD GOALS ATTEMPTED

18 Jack Hurd, La Salle vs. BYU, Feb. 15, 1992

THREE-POINT FIELD GOALS MADE

9 Jay Goodman, Utah St. vs. BYU, Nov. 24, 1990

THREE-POINT FIELD GOAL PCT. (MIN. 5 ATT)

1.000 Nathan Call, BYU vs. Utah, 6/6, Mar. 3, 1991

1.000 D. Praylow, Wichita St. vs. BYU, 5/5, Jan. 28, 1989

1.000 Paris Bryant, Wyo. vs. BYU, 5/5, Jan. 26, 1991

1.000 Danny Bower, BYU vs. Wyoming, 5/5, Jan. 15, 1998

1.000 Jonathan Tavemari, BYU vs. CSU, 5/5, Feb. 11, 2009

FREE THROWS ATTEMPTED

19 Timo Saarelainen, BYU vs. Hawaii, Feb. 1, 1985

FREE THROWS MADE

16 Keith Van Horn, Utah vs. BYU, 16/16, Mar. 2, 1996

16 David Rivers, Notre Dame vs. BYU, Jan. 13, 1986

FREE THROW PERCENTAGE (12 ATT.)

1.000 Keith Van Horn, Utah vs. BYU, 16/16, Mar. 2, 1996

1.000 Andy Toolson, BYU vs. Calif., 14/14, Feb. 14, 1989

1.000 Marty Haws, BYU vs. Hawaii, 13/13, Feb. 2, 1990

1.000 K. Youngblood, USU vs. BYU, 13/13, Dec. 13, 1991

1.000 K. Roberts, BYU vs. S. Utah, 13/13, Dec. 9, 1994

1.000 D. Ainge, BYU vs. SDSU, 12/12, Mar. 1, 1980

1.000 F. Roberts, BYU vs. Wash., 12/12, Mar. 10, 1982

1.000 D. Durrant, BYU vs. Wyo, 12/12, Jan. 26, 1984

REBOUNDS

23 Alan Taylor, BYU vs. San Diego State, Mar. 1, 1980

23 Steve Trumbo, BYU vs. Air Force, Jan. 21, 1982

POINTS SCORED

51 Michael Brooks, La Salle vs. BYU, Dec. 15, 1979

ASSISTS

16 Mike May, BYU vs. Niagara, Dec. 11, 1976

15 Matt Montague, BYU vs. Idaho, Dec. 5, 2001

15 Matt Montague, BYU vs. Wyoming, Feb. 2, 2002

BLOCKED SHOTS

14 Shawn Bradley, BYU vs. Eastern Kentucky, Dec. 7, 1990

COMBINED TEAM SINGLE GAME

FIELD GOALS ATTEMPTED

175 Utah St. (97) vs. BYU (78), Jan. 22, 1972

175 N. Texas (102) vs. BYU (73), Dec. 12, 1980

FIELD GOALS MADE

91 La Salle (47) vs. BYU (44), Dec. 15, 1979

THREE-POINT FIELD GOALS ATTEMPTED

63 CS Northridge (38) vs. S. F. Austin (25), Dec. 9, 1995

THREE-POINT FIELD GOALS MADE

24 MSU-Billings (14) vs. BYU (10), Jan. 11, 2005

23 New Mexico (12) vs. BYU (11), Feb. 1, 2003

23 New Mexico (14) vs. BYU (9), Feb 21, 2004

23 New Mexico (14) vs. BYU (9), Feb. 14, 2007

FREE THROWS ATTEMPTED

87 BYU (46) vs. Washington (41), Dec. 22, 1984

FREE THROWS MADE

60 BYU (31) vs. Utah State (29), Nov. 24, 1990

REBOUNDS

130 UCLA (76) vs. Weber State (54), Mar. 16, 1972

PERSONAL FOULS

63 Washington (34) vs. BYU (29), Dec. 22, 1984

63 Utah (32) vs. BYU (31), Mar. 2, 1985

PLAYERS DISQUALIFIED

6 BYU (3) vs. Colorado State (3), Mar. 5, 1976


6 BYU (4) vs. Utah State (2), Dec. 27, 1980

POINTS SCORED

233 BYU (121) vs. Utah St. (112), OT, Dec. 19, 1987

TURNOVERS

60 New Mexico (32) vs. BYU (28), Jan. 30, 1976



ALAN TAYLOR
23 REBOUNDS
3/1/80



POINTS

37, Danny Ainge vs UCLA (3/14/81)
 30, Kresimir Cosic vs Utah State (3/13/71)
 29, Michael Smith vs NC Charlotte (3/17/88)
 27, Kresimir Cosic vs Long Beach (3/11/72)
 27, Alan Taylor vs Clemson (3/8/80)
 26, Gary Trost vs SMU (3/18/93)
 25, Jeff Chatman vs New Orleans (3/12/87)
 25, Mekeli Wesley vs Cincinnati (3/15/01)
 24, Bob Quinney vs OCU (3/13/65)
 24, Steve Kelly vs UCLA (3/18/71)
 24, Nick Sanderson vs Kansas (3/20/93)
 24, Rafael Araujo vs. Syracuse (3/18/04)
 24, Keena Young vs Xavier (3/15/07)
 23, John Fairchild vs UCLA (3/12/65)
 21, Danny Ainge vs Princeton (3/12/81)
 21, Michael Smith vs Louisville (3/19/88)
 21, Travis Hansen vs. UConn (3/20/03)
 20, Russell Larson vs Tulane (3/16/95)
 20, Kenneth Roberts vs Tulane (3/16/95)
 18, Kari Liimo vs NMSU (3/8/69)
 18, Jimmer Fredette vs Texas A&M (3/19/09)

FIELD GOALS

14, Danny Ainge vs UCLA (3/14/81)
 11, Jeff Chatman vs New Orleans (3/12/87)
 11, Michael Smith vs NC Charlotte (3/17/88)
 10, Bob Quinney vs OCU (3/13/65)
 10, Kresimir Cosic vs Utah State (3/13/71)
 10, Kenneth Roberts vs Tulane (3/16/95)
 10, Keena Young vs Xavier (3/15/07)
 9, Steve Kelly vs UCLA (3/18/71)
 9, Kresimir Cosic vs Long Beach (3/11/72)
 9, Doug Richards vs Long Beach (3/11/72)
 9, Russell Larson vs SMU (3/18/93)
 9, Rafael Araujo vs. Syracuse (3/18/04)
 8, John Fairchild vs UCLA (3/12/65)
 8, Michael Smith vs Louisville (3/19/88)
 8, Mekeli Wesley vs Cincinnati (3/15/01)
 8, Travis Hansen vs. UConn (3/20/03)
 7, Kari Liimo vs NMSU (3/8/69)
 7, Jim Miller vs Pacific (3/20/71)
 7, Scott Runia vs San Francisco (3/10/79)
 7, Danny Ainge vs Princeton (3/12/81)
 7, Kevin Nixon vs Louisiana State (3/19/92)
 7, Nick Sanderson vs Kansas (3/20/93)

FIELD GOALS ATTEMPTED

25, Michael Smith vs New Orleans (3/12/87)
 23, Dick Nemelka vs OCU (3/13/65)
 23, Keena Young vs Xavier (3/15/07)
 22, Danny Ainge vs UCLA (3/14/81)
 21, Steve Kelly vs Pacific (3/20/71)
 21, Travis Hansen vs. UConn (3/20/03)
 20, Kresimir Cosic vs Long Beach (3/11/72)
 20, Michael Smith vs Louisville (3/19/88)
 19, Kresimir Cosic vs Utah State (3/13/71)
 19, Bernie Fryer vs UCLA (3/18/71)
 18, Kevin Nixon vs Louisiana State (3/19/92)
 18, Nick Sanderson vs Kansas (3/20/93)
 17, John Fairchild vs UCLA (3/12/65)
 17, Alan Taylor vs San Francisco (3/10/79)
 17, Michael Smith vs NC Charlotte (3/17/88)
 16, Doug Howard vs NMSU (3/8/69)
 16, Danny Ainge vs Princeton (3/12/81)
 16, Kenneth Roberts vs Tulane (3/16/95)

THREE-POINT FIELD GOALS

6, Nick Sanderson vs Kansas (3/20/93)
 5, Nick Sanderson vs Louisiana State (3/19/92)
 5, Mike Rose vs Xavier (3/15/07)
 4, Michael Smith vs Louisville (3/19/88)
 4, Luiz Lemes vs. Syracuse (3/18/04)
 3, Mike Hall vs. Syracuse (3/18/04)

3, Mark Bigelow vs. Syracuse (3/18/04)
 3, Robbie Reid vs Tulane (3/16/95)
 3, Trent Whiting vs Cincinnati (3/15/01)
 3, Jonathan Tavernari vs Texas A&M (3/20/08)
 3, Jonathan Tavernari vs Texas A&M (3/19/09)

THREE-POINT FIELD GOALS ATTEMPTED

15, Nick Sanderson vs Kansas (3/20/93)
 13, Nick Sanderson vs Louisiana State (3/19/92)
 10, Mark Bigelow vs. Syracuse (3/18/04)
 9, Michael Smith vs Louisville (3/19/88)
 9, Jonathan Tavernari vs Texas A&M (3/20/08)
 8, Trent Whiting vs Cincinnati (3/15/01)
 8, Jimmer Fredette vs Texas A&M (3/20/08)
 7, Jonathan Tavernari vs Texas A&M (3/19/09)
 7, Mark Bigelow vs. UConn (3/20/03)
 7, Luiz Lemes vs. Syracuse (3/18/04)
 7, Austin Ainge vs Xavier (3/15/07)
 6, Andy Toolson vs Clemson (3/15/90)
 6, Robbie Reid vs Tulane (3/16/95)
 6, Mike Rose vs Xavier (3/15/07)

FREE THROWS

13, Bernie Fryer vs Utah State (3/13/71)
 9, Kresimir Cosic vs Long Beach (3/11/72)
 9, Danny Ainge vs UCLA (3/14/81)
 9, Jim Usevitch vs Louisville (3/19/88)
 8, John Fairchild vs OCU (3/13/65)
 8, Marty Haws vs NC Charlotte (3/17/88)
 8, Mekeli Wesley vs Cincinnati (3/15/01)
 7, John Fairchild vs UCLA (3/12/65)
 7, Fred Roberts vs Princeton (3/12/81)
 7, Danny Ainge vs Princeton (3/12/81)
 7, Gary Trost vs SMU (3/18/93)
 7, Jimmer Fredette vs Texas A&M (3/19/09)
 6, Steve Kelly vs UCLA (3/18/71)
 6, Randy Reid vs Kansas (3/20/93)
 6, Rafael Araujo vs. Syracuse (3/18/04)

FREE THROWS ATTEMPTED

15, Bernie Fryer vs Utah State (3/13/71)
 12, John Fairchild vs OCU (3/13/65)
 10, Fred Roberts vs Princeton (3/12/81)
 10, Danny Ainge vs UCLA (3/14/81)
 10, Jim Usevitch vs Louisville (3/19/88)
 10, Gary Trost vs SMU (3/18/93)
 10, Jimmer Fredette vs Texas A&M (3/19/09)
 9, Kresimir Cosic vs Long Beach (3/11/72)
 9, Marty Haws vs NC Charlotte (3/17/88)
 9, Mekeli Wesley vs Cincinnati (3/15/01)

REBOUNDS

23, Kresimir Cosic vs UCLA (3/18/71)
 21, John Fairchild vs OCU (3/13/65)
 15, Michael Smith vs New Orleans (3/12/87)
 13, John Fairchild vs UCLA (3/12/65)
 13, Paul Ruffner vs NMSU (3/8/69)
 13, Kresimir Cosic vs Pacific (3/20/71)
 13, Kresimir Cosic vs Long Beach (3/11/72)
 13, Brian Ambrozich vs Long Beach (3/11/72)
 13, Steve Trumbo vs UCLA (3/14/81)
 13, Michael Smith vs NC Charlotte (3/17/88)
 12, Steve Kramer vs Temple (3/14/66)
 12, Rafael Araujo vs. Syracuse (3/18/04)
 11, Kresimir Cosic vs Utah State (3/13/71)
 11, Michael Smith vs Louisville (3/19/88)
 11, Gary Trost vs Virginia (3/14/91)
 11, Gary Trost vs Virginia (3/16/91)
 10, Steve Trumbo vs Washington (3/10/82)
 10, Greg Kite vs Washington (3/10/82)
 10, Jared Miller vs SMU (3/18/93)
 10, Jared Miller vs Kansas (3/20/93)
 10, Keena Young vs Xavier (3/15/07)

ASSISTS

9, Luiz Lemes vs. Syracuse (3/18/04)
 8, Randy Reid vs SMU (3/18/93)
 8, Gary Trost vs Kansas (3/20/93)
 7, Steve Craig vs UCLA (3/14/81)
 7, Nathan Call vs Arizona (3/16/91)
 7, Nathan Call vs Louisiana State (3/19/92)
 6, Bernie Fryer vs UCLA (3/18/71)
 6, Steve Kelly vs Pacific (3/20/71)
 6, Brian Taylor vs NC Charlotte (3/17/88)
 6, Robbie Reid vs Tulane (3/16/95)
 6, Lee Cummard vs Texas A&M (3/19/09)

BLOCKED SHOTS

10, Shawn Bradley vs Virginia (3/14/91)
 4, Greg Kite vs UCLA (3/14/81)
 2, Jeff Chatman vs Louisville (3/19/88)
 2, Kenneth Roberts vs Arizona (3/16/91)
 2, Steve Schreiner vs Arizona (3/16/91)
 2, Shawn Bradley vs Arizona (3/16/91)
 2, Jared Miller vs Arizona (3/16/91)
 2, Travis Hansen vs. UConn (3/20/03)

STEALS

5, Robbie Reid vs Tulane (3/16/95)
 4, Nathan Call vs Louisiana State (3/19/92)
 3, Alan Taylor vs San Francisco (3/10/79)
 3, Danny Ainge vs UCLA (3/14/81)
 3, Danny Ainge vs Notre Dame (3/19/81)
 3, Andy Toolson vs Clemson (3/15/90)
 3, Travis Hansen vs. UConn (3/20/03)

MINUTES

42, Michael Smith vs NC Charlotte (3/17/88)-OT
 40, Fred Roberts vs Princeton (3/12/81)
 40, Danny Ainge vs Princeton (3/12/81)
 40, Steve Trumbo vs Notre Dame (3/19/81)
 40, Danny Ainge vs Notre Dame (3/19/81)
 40, Andy Toolson vs Clemson (3/15/90)
 40, Gary Trost vs SMU (3/18/93)
 40, Luiz Lemes vs. Syracuse (3/18/04)
 39, Danny Ainge vs UCLA (3/14/81)
 39, Keena Young vs Xavier (3/15/07)
 38, Danny Ainge vs Virginia (3/21/81)
 38, Austin Ainge vs Xavier (3/15/07)

CAREER NCAA POINTS

Danny Ainge – 107
 Kresimir Cosic – 89
 Michael Smith – 80
 Bernie Fryer – 75
 Fred Roberts – 75
 Devin Durrant – 67
 Jim Usevitch – 63
 Jeff Chatman – 61
 Steve Kelly – 58
 Russell Larson – 57
 Nick Sanderson – 52
 Gary Trost – 46
 Alan Taylor – 43
 Nate Call – 40
 Mark Bigelow – 39
 Lee Cummard – 36
 John Fairchild – 39
 Steve Craig – 38
 Marty Haws – 37
 Phil Tollestrup – 32
 Rafael Araujo – 30
 Mike Gardner – 30
 Jared Miller – 30
 Jim Miller – 30
 Steve Kramer – 28
 Bob Quinney – 28
 Jimmer Fredette – 28



NIT INDIVIDUAL GAME HIGHS

POINTS

- 27, Dick Nemelka vs Temple (3/14/66)
- 23, Travis Hansen vs UC Irvine (3/14/02)
- 22, Fred Roberts vs Washington (3/10/82)
- 22, Russell Larson vs ASU (3/17/94)
- 21, Gary Hill vs NYU (3/19/66)
- 21, Craig Raymond vs NYU (3/19/66)
- 20, Tom Gneiting vs SMU (3/13/86)
- 20, Jeff Chatman vs Calif. Irvine (3/18/86)
- 19, Terrell Lyday vs Southern Illinois (3/20/00)
- 19, Tom Gneiting vs Calif. Irvine (3/18/86)
- 18, Trent Plaisted at Houston (3/15/06)
- 17, Richie Webb vs Ohio State (3/21/86)
- 17, Travis Hansen at Memphis (3/20/02)
- 17, Mark Bigelow at Memphis (3/20/02)

FIELD GOALS

- 10, Dick Nemelka vs Temple (3/14/66)
- 10, Craig Raymond vs NYU (3/19/66)
- 9, Jeff Chatman vs Calif. Irvine (3/18/86)
- 9, Russell Larson vs ASU (3/17/94)
- 8, Travis Hansen vs UC Irvine (3/14/02)
- 8, Terrell Lyday vs Southern Illinois (3/20/00)
- 7, Travis Hansen at Memphis (3/20/02)
- 7, Richie Webb vs SMU (3/13/86)
- 7, Jeff Chatman vs Ohio State (3/21/86)
- 7, Richie Webb vs Ohio State (3/21/86)
- 6, Steve Trumbo vs Washington (3/10/82)
- 6, Scott Sinek vs Washington (3/10/82)
- 6, Russell Larson vs Fresno State (3/22/94)
- 6, Mekeli Wesley vs Bowling Green (3/15/00)
- 6, Eric Nielsen vs Bowling Green (3/15/00)
- 6, Trent Plaisted at Houston (3/15/06)

FIELD GOALS ATTEMPTED

- 20, Steve Kramer vs NYU (3/19/66)
- 19, Terrell Lyday vs Southern Illinois (3/20/00)
- 18, Dick Nemelka vs Temple (3/14/66)
- 18, Jeff Congdon vs Temple (3/14/66)
- 18, Jeff Chatman vs Calif. Irvine (3/18/86)
- 18, Jeff Chatman vs Ohio State (3/21/86)
- 16, Travis Hansen vs Memphis (3/20/02)
- 14, Terrell Lyday vs Notre Dame (3/22/00)
- 13, Travis Hansen vs UC Irvine (3/14/02)
- 12, Bob Capener vs SMU (3/13/86)
- 12, Tom Gneiting vs SMU (3/13/86)

THREE-POINT FIELD GOALS

- 5, Terrell Lyday vs Bowling Green (3/15/00)
- 4, Daniel Bobik at Memphis (3/20/02)
- 3, Mark Bigelow vs UC Irvine (3/14/02)
- 3, Mark Bigelow at Memphis (3/20/02)
- 3, Robbie Reid vs ASU (3/17/94)
- 3, Michael Vranes vs Southern Illinois (3/20/00)
- 2, Robbie Reid vs Fresno State (3/22/94)
- 2, Randy Reid vs Fresno State (3/22/94)
- 2, Mekeli Wesley vs Notre Dame (3/22/00)
- 2, Michael Vranes vs Notre Dame (3/22/00)
- 2, Terrell Lyday vs Notre Dame (3/22/00)
- 2, John Allen vs Notre Dame (3/22/00)
- 2, Brock Reichner at Houston (3/15/06)

THREE-POINT FIELD GOALS ATTEMPTED

- 11, Terrell Lyday vs Notre Dame (3/22/00)
- 7, Robbie Reid vs ASU (3/17/94)
- 6, Robbie Reid vs Fresno State (3/22/94)

- 6, Terrell Lyday vs Bowling Green (3/15/00)
- 6, Terrell Lyday vs Southern Illinois (3/20/00)
- 6, Mark Bigelow vs UC Irvine (3/14/02)

FREE THROWS

- 12, Fred Roberts vs Washington (3/10/82)
- 8, Steve Kramer vs Temple (3/14/66)
- 8, Tom Gneiting vs SMU (3/13/86)
- 7, Richie Webb vs Calif. Irvine (3/18/86)
- 7, Bob Capener vs Ohio State (3/21/86)
- 6, Kenneth Roberts vs ASU (3/17/94)
- 6, Travis Hansen vs UC Irvine (3/14/02)
- 6, Trent Plaisted at Houston (3/15/06)

FREE THROWS ATTEMPTED

- 12, Fred Roberts vs Washington (3/10/82)
- 11, Dick Nemelka vs Temple (3/14/66)
- 10, Jeff Chatman vs SMU (3/13/86)
- 10, Tom Gneiting vs SMU (3/13/86)
- 10, Trent Plaisted at Houston (3/15/06)
- 8, Richie Webb vs Calif. Irvine (3/18/86)
- 8, Bob Capener vs Calif. Irvine (3/18/86)
- 8, Bob Capener vs Ohio State (3/21/86)
- 8, Kenneth Roberts vs ASU (3/17/94)
- 7, Travis Hansen vs UC Irvine (3/14/02)
- 7, Craig Raymond vs NYU (3/19/66)
- 6, Randy Reid vs Fresno State (3/22/94)
- 6, Mark Bigelow vs UC Irvine (3/14/02)

REBOUNDS

- 18, Craig Raymond vs NYU (3/19/66)
- 13, Tom Gneiting vs Calif. Irvine (3/18/86)
- 13, Trent Plaisted at Houston (3/15/06)
- 12, Tom Gneiting vs SMU (3/13/86)
- 11, Tom Gneiting vs Ohio State (3/21/86)
- 9, Russell Larson vs ASU (3/17/94)
- 9, Robbie Reid vs Fresno State (3/22/94)
- 9, Mekeli Wesley vs Southern Illinois (3/20/00)
- 7, Mekeli Wesley vs Bowling Green (3/15/00)
- 7, David Nielsen vs Bowling Green (3/15/00)

ASSISTS

- 12, Matt Montague vs UC Irvine (3/14/02)
- 10, Matt Montague vs Southern Illinois (3/20/00)
- 8, Richie Webb vs Calif. Irvine (3/18/86)
- 8, Bob Capener vs Calif. Irvine (3/18/86)
- 8, Matt Montague vs Notre Dame (3/22/00)
- 6, Bob Capener vs SMU (3/13/86)
- 6, Robbie Reid vs Fresno State (3/22/94)
- 6, Nathan Cooper vs Bowling Green (3/15/00)
- 5, Steve Kramer vs Temple (3/14/66)
- 5, Gary Hill vs Temple (3/14/66)
- 5, Gary Hill vs NYU (3/19/66)
- 5, Matt Montague at Memphis (3/20/02)
- 5, Travis Hansen at Memphis (3/20/02)
- 5, Rashaun Broadus at Houston (3/15/06)
- 5, Lee Cummard at Houston (3/15/06)

BLOCKED SHOTS

- 4, Greg Kite vs Washington (3/10/82)
- 4, Trent Plaisted at Houston (3/15/06)
- 3, Kenneth Roberts vs ASU (3/17/94)
- 2, Alan Pollard vs SMU (3/13/86)
- 2, Jeff Chatman vs Ohio State (3/21/86)

STEALS

- 5, Richie Webb vs SMU (3/13/86)
- 4, Mark Bigelow at Memphis (3/20/02)


- 3, Travis Hansen vs UC Irvine (3/14/02)
- 3, Alan Pollard vs Calif. Irvine (3/18/86)
- 3, David Nielsen vs Bowling Green (3/15/00)
- 3, Michael Vranes vs Southern Illinois (3/20/00)

MINUTES

- 40, Steve Trumbo vs Washington (3/10/82)
- 40, Richie Webb vs SMU (3/13/86)
- 40, Tom Gneiting vs SMU (3/13/86)
- 39, Robbie Reid vs Fresno State (3/22/94)
- 38, Tom Gneiting vs Ohio State (3/21/86)
- 38, Richie Webb vs Ohio State (3/21/86)
- 38, Robbie Reid vs ASU (3/17/94)
- 38, Terrell Lyday vs Notre Dame (3/22/00)
- 37, Bob Capener vs Calif. Irvine (3/18/86)
- 36, Trent Plaisted at Houston (3/15/06)
- 34, Michael Vranes vs Bowling Green (3/15/00)
- 34, David Nielsen vs Bowling Green (3/15/00)
- 34, Matt Montague vs UC Irvine (3/14/02)

CAREER NIT POINTS (1966-2002)

Steve Kramer	61
Dick Nemelka	57
Richie Webb	52
Tom Gneiting	48
Jeff Chatman	45
Terrell Lyday	42
Jeff Congdon	42
Travis Hansen	40
Mekeli Wesley	39
Bob Capener	38
Michael Vranes	37
Eric Nielsen	37
Craig Raymond	36
Russell Larson	35
Mark Bigelow	32



MICHAEL VRANES
NIT 2000



BYU IN THE NCAA RECORD BOOK

NCAA INDIVIDUAL RECORDS

PLACE	CATEGORY	STAT	PLAYER
1st	Blocks by Freshman/season	177	Shawn Bradley, 1991
T-2nd	Blocked Shots/single game:	14	Shawn Bradley, vs. E. Kentucky 12/07/90
3rd	Blocks Avg. by Freshman/season	5.21	Shawn Bradley, 1991
6th	Blocked Shots/season	177	Shawn Bradley, 1991
14th	Blocked Shots Avg./season	5.21	Shawn Bradley, 1991
T-24th	Free-Throw Percentage/career	87.8	Michael Smith

NCAA TEAM RECORDS

PLACE	CATEGORY	STAT	SEASON/OPPONENT
2nd	Free-Throw Percentage/season	81.5	1989
T-7th	Regular-Season Conference Titles	28	(see media guide page 119)
T-12th	Blocked Shots/game	17	vs. E. Kentucky, 12/07/90
T-12th	Blocked Shots/season	246	1991
19th	All-Time Victories	1553	
T-18th	Three-Point Percentage/Game	81.3	vs. New Mexico, 01/26/08
T-19th	Free-Throw Percentage/game	93.8	vs. Weber State, 12/28/00
22nd	Blocked Shots/game avg.	7.24	1991
39th	All-Time Winning Percentage	.612	

NCAA ANNUAL CHAMPIONS

Team Free-Throw Percentage	81.5	1989
	77.3	1995
	78.0	2001
Individual Blocked Shot Average	5.21	Shawn Bradley, 1991
Individual Free-Throw Percentage	92.5	Michael Smith, 1989

SCORING LEADERS

There have been 434 players in the history of the NCAA to score at least 2,000 points in their career. Three BYU players – Danny Ainge, Michael Smith and Devin Durrant – have accomplished the feat. Ainge scored 2,467, Smith 2,319 and Durrant 2,285 for the Cougars.

NATION'S LONGEST RIVALRIES/CONSECUTIVE YEARS

107	Columbia vs. Yale	1902-2008
107	Princeton vs. Yale	1902-2008
106	Pennsylvania vs. Princeton	1903-2008
105	Columbia vs. Pennsylvania	1904-2008
105	Cornell vs. Pennsylvania	1904-2008
104	Maine vs. New Hampshire	1905-2008
103	Idaho vs. Washington St.	1906-2008
102	Kansas vs. Kansas St.	1907-2008
102	Kansas vs. Missouri	1907-2008
101	Kansas St. vs. Nebraska	1908-2008
101	BYU vs. Utah	1909-2008

MOST GAMES PLAYED (RIVALRY)

10th	BYU vs. Utah	248 games
------	--------------	-----------

AT 248 GAMES IN 101 CONSECUTIVE SEASONS, THE BYU VS. UTAH RIVALRY RANKS 10TH IN MOST GAMES PLAYED AND IS THE 10TH-LONGEST RUNNING RIVALRY IN NCAA HISTORY.

YEARS RANKED/HIGHEST RANKING

AP POLL

YEAR	RANK
1950-51	11
1953-54	19
1955-56	5
1964-65	9
1965-66	6
1966-67	7
1970-71	20
1971-72	6
1972-73	12
1979-80	12
1980-81	15
1981-82	15
1987-88	3
1992-93	21
2006-07	21
2007-08	20
2008-09	25

FINAL REGULAR-SEASON RANKINGS

1951	11th (AP)	10th (UPI)
1954	19th (AP)	
1957	14th (UPI)	
1965	9th (AP)	6th (UPI)
1966	19th (AP)	
1971	20th (AP)	11th (UPI)
1972	8th (AP)	9th (UPI)
1980	12th (AP)	12th (UPI)
1981	16th (AP)	17th (UPI)
1988	19th (AP)	17th (UPI)
2007	24th (AP)	





BYU SERIES RECORD AS A RANKED TEAM

- vs. Air Force (5-0)
- vs. Alaska (1-0)
- vs. Arizona (3-0)
- vs. Arizona State (2-1)
- vs. Boise State (0-1)
- vs. Baylor (1-0)
- vs. Bradley (0-1)
- vs. Cincinnati (1-0)
- vs. Clemson (0-1)
- vs. Colorado (2-0)
- vs. Colorado State (13-1)
- vs. Cornell (1-0)
- vs. Creighton (1-0)
- vs. CS Fullerton (2-0)
- vs. Dayton (1-0)
- vs. Denver (1-0)
- vs. Detroit (1-0)
- vs. Florida State (1-0)
- vs. Hawaii (7-0)
- vs. Illinois (1-1)
- vs. Indiana (0-1)
- vs. Indiana State (2-0)
- vs. Kansas (0-1)
- vs. Kansas State (1-1)
- vs. Lamar (1-0)
- vs. La Salle (1-1)
- vs. Long Beach State (0-3)
- vs. Louisville (0-1)
- vs. Miami (1-0)
- vs. Michigan (0-1)
- vs. Michigan State (1-1)
- vs. New Mexico (9-4)
- vs. New Mexico State (1-0)
- vs. NC-Charlotte (2-0)
- vs. North Carolina State (0-1)
- vs. North Texas (1-0)
- vs. Notre Dame (1-0)
- vs. Oklahoma City (0-1)
- vs. Oklahoma State (2-0)
- vs. Oral Roberts (1-0)
- vs. Oregon (4-1)
- vs. Oregon State (0-5)
- vs. Pacific (0-1)
- vs. Penn State (1-0)
- vs. Pepperdine (1-0)
- vs. Portland (1-0)
- vs. Princeton (1-0)
- vs. Rice (1-0)
- vs. Sacramento State (1-0)
- vs. San Diego (1-0)
- vs. San Diego State (2-4)
- vs. San Jose State (1-0)
- vs. Santa Clara (1-1)
- vs. Seattle (0-1)
- vs. Seton Hall (1-0)
- vs. Southern Utah (1-0)
- vs. St. Bonaventure (1-0)
- vs. St. Louis (1-0)
- vs. St. Mary's (2-0)
- vs. St. Joseph's (1-0)
- vs. TCU (1-0)
- vs. Tennessee (0-1)
- vs. Texas A&M (1-0)
- vs. Toledo (1-0)
- vs. Tulsa (2-0)
- vs. UAB (0-1)
- vs. UCLA (1-2)
- vs. UCSB (1-0)
- vs. UNLV (2-2)
- vs. Utah (8-5)

- vs. Utah State (9-0)
- vs. UTEP (8-4)
- vs. Virginia (0-1)
- vs. Wake Forest (0-1)
- vs. Washington (1-1)
- vs. Weber State (2-0)
- vs. Wyoming (8-4)
- vs. Xavier (0-1)

BYU RECORD WHEN RANKED ...

- No. 1 (0-0)
- No. 2 (0-0)
- No. 3 (2-1)
- No. 4 (0-0)
- No. 5 (0-2)
- No. 6 (4-1)
- No. 7 (6-6)
- No. 8 (8-2)
- No. 9 (2-2)
- No. 10 (7-1)
- No. 11 (8-4)
- No. 12 (10-4)
- No. 13 (5-0)
- No. 14 (8-1)
- No. 15 (11-9)
- No. 16 (5-1)
- No. 17 (8-1)
- No. 18 (15-4)
- No. 19 (16-3)
- No. 20 (10-7)
- No. 21 (4-2)
- No. 22 (0-0)
- No. 23 (3-2)
- No. 24 (0-1)
- No. 25 (5-4)

BYU SERIES RECORD VS. RANKED TEAMS

- vs. Air Force (2-0)
- vs. Arizona (0-7)
- vs. Arizona State (1-5)
- vs. California (0-1)
- vs. Clemson (0-1)
- vs. Connecticut (0-1)
- vs. Dayton (1-0)
- vs. Duke (0-1)
- vs. Florida State (1-0)
- vs. Georgetown (0-1)
- vs. Houston (0-2)
- vs. Idaho State (1-0)
- vs. Illinois (1-0)
- vs. Indiana (0-2)
- vs. Iowa (0-1)
- vs. Kansas (1-1)
- vs. Kansas State (1-2)
- vs. Kentucky (0-3)
- vs. La Salle (0-1)
- vs. Long Beach State (0-2)
- vs. Louisiana State (0-1)
- vs. Louisville (1-1)
- vs. Michigan (1-1)
- vs. Michigan State (0-2)
- vs. Mississippi State (0-1)
- vs. New Mexico (4-12)
- vs. New Mexico State (0-2)

- vs. New Orleans (0-1)
- vs. North Carolina (0-5)
- vs. North Carolina State (0-3)
- vs. Notre Dame (2-0)
- vs. Ohio State (0-2)
- vs. Oklahoma (1-0)
- vs. Oklahoma City (0-1)
- vs. Oklahoma State (2-0)
- vs. Oregon State (0-2)
- vs. Pittsburgh (1-0)
- vs. Saint Louis (2-0)
- vs. San Francisco (0-1)
- vs. South Carolina (0-1)
- vs. St. John's (0-3)
- vs. St. Joseph's (1-0)
- vs. Stanford (1-0)
- vs. Syracuse (0-1)
- vs. Texas (0-1)
- vs. Tulsa (0-1)
- vs. UCLA (2-4)
- vs. UNLV (1-2)
- vs. USC (0-1)
- vs. Utah (5-26)
- vs. Utah State (2-2)
- vs. UTEP (5-3)
- vs. Villanova (1-0)
- vs. Virginia (0-1)
- vs. Wake Forest (0-1)
- vs. Washington (1-1)
- vs. Wichita State (0-2)
- vs. Wyoming (8-1)

BYU RECORD WHEN FACING TEAMS RANKED ...

- No. 1 (0-4)
- No. 2 (1-8)
- No. 3 (1-6)
- No. 4 (0-5)
- No. 5 (1-11)
- No. 6 (1-4)
- No. 7 (3-7)
- No. 8 (2-5)
- No. 9 (3-9)
- No. 10 (5-3)
- No. 11 (1-5)
- No. 12 (3-6)
- No. 13 (5-5)
- No. 14 (1-5)
- No. 15 (3-3)
- No. 16 (4-4)
- No. 17 (2-3)
- No. 18 (5-3)
- No. 19 (3-4)
- No. 20 (2-5)
- No. 21 (1-1)
- No. 22 (0-0)
- No. 23 (0-2)
- No. 24 (0-1)
- No. 25 (3-4)

NOTE: Associated Press rankings

BYU AS A RANKED TEAM

Overall Record: 137-58
 BYU Record at Home: 79-12 (58-9 in the Marriott Center)
 Last Home Win: 12-21-07, No. 21 BYU vs. Southern Utah (70-55)
 Last Home Loss: 3-11-88, No. 17 BYU vs. UTEP (63-66)
 BYU Record on the Road: 36-28
 Last Road Win: 12-1-07, No. 21 BYU at Portland (78-54)
 Last Road Loss: 12-29-07, No. 20 BYU at Boise State (70-73)
 BYU Record at Neutral Sites: 22-18
 Last Neutral Site Win: 3-12-09, No. 25 BYU vs. Air Force (80-69)
 Last Neutral Site Loss: 3-13-09, No. 25 BYU vs. San Diego State (62-64)
 BYU Record at NCAA Tournament: 5-11
 BYU Record under Dave Rose: 9-6
 BYU Record in Overtime Games: N/A
 Longest BYU Win Streak: 12 (1980)
 Longest Opponent Win Streak: 4 (twice, 1951-54 and 1966-71)
 Largest BYU Margin of Victory: 51 (108-57) No. 9 BYU vs. St. Mary's, 12-10-66
 Largest Opponent Margin of Victory: 27 (50-77) No. 19 BYU at Bradley, 1-2-54
 Most Points Scored by BYU: 128 (128-78) No. 23 BYU vs. Sacramento St., 2-25-93
 Most Points Scored by Opponent: 112 (102-112) No. 9 BYU vs. Oklahoma City, 3-14-65

Last 10 (6-4)

3/13/09	vs. San Diego State (25)	62-64	L
3/12/09	vs. Air Force (25)	80-69	W
12/29/07	at Boise State (20)	70-73	L
12/21/07	Southern Utah (21)	70-55	W
12/15/07	Pepperdine (25)	86-67	W
12/12/07	Lamar (25)	88-66	W
12/8/07	vs. No. 9 Michigan St. (20)	61-68	L
12/5/07	Weber State (20)	72-57	W
12/1/07	at Portland (21)	78-54	W
3/15/07	vs. Xavier (24)	77-79	L

BYU vs. RANKED OPPONENTS

Overall Record: 50-113
 BYU Record at Home: 26-32 (13-21 in the Marriott Center)
 Last Home Win: 2-3-07 vs. No. 25 UNLV (90-63)
 Last Home Loss: 1-3-09 vs. No. 6 Wake Forest (87-94)
 BYU Record on the Road: 8-48
 Last Road Win: 2-27-07 at No. 25 Air Force (62-58)
 Last Road Loss: 3-10-07 at No. 25 UNLV (70-78)
 BYU Record at Neutral Sites: 16-33
 Last Neutral Site Win: 11-23-07 vs. No. 6 Louisville (78-76)
 Last Neutral Site Loss: 12-20-08 vs. No. 20 Arizona State (75-76)
 BYU Record at NCAA Tournament: 5-17
 BYU Record under Dave Rose: 4-7
 BYU Record in Overtime Games: N/A
 Longest BYU Win Streak: 9 (1949-1951)
 Longest Opponent Win Streak: 11 (twice, 1976-1979 and 1995-1998)
 Largest BYU Margin of Victory: 28 (111-83) No. 15 Utah State, 12-19-70
 Largest Opponent Margin of Victory: 44 (52-96) vs. No. 7 Indiana, 12-26-73
 Most Points Scored by BYU: 111 (111-83) vs. No. 15 Utah State, 12-19-70
 Most Points Scored by Opponent: 113 twice in 1976-77

Last 10 (4-6)

1/3/09	No. 6 Wake Forest	87-94	L
12/20/08	vs. No. 20 Arizona State	75-76	L
12/8/07	vs. No. 9 Michigan St.	61-68	L
11/24/07	vs. No. 1 North Carolina	63-73	L
11/23/07	vs. No. 6 Louisville	78-76	W
3/10/07	at No. 25 UNLV	70-78	L
2/27/07	at No. 25 Air Force	62-58	W
2/3/07	No. 25 UNLV	90-63	W
1/27/07	No. 13 Air Force	61-52	W
12/9/06	vs. No. 25 Michigan St.	61-76	L

ALL-TIME VS. RANKED TEAMS



DATE	OPPONENT	SCORE	W/L	DATE	OPPONENT	SCORE	W/L	DATE	OPPONENT	SCORE	W/L
1948-49				12/11/70	at No. 9 So. California	65-101	L	12/27/90	vs. No. 12 South Carolina	49-52	L
1/29/49	at No. 10 Utah	56-55	W	12/19/70	No. 15 Utah St.	111-83	W	2/16/91	at No. 14 Utah	74-81	L
1/31/49	No. 10 Utah	65-45	W	12/29/70	vs. No. 11 Villanova	102-93	W	3/2/91	No. 9 Utah	71-72	L
2/18/49	at No. 14 Utah	49-58	L	1/23/71	at No. 12 Utah St.	70-72	L	3/9/91	vs. No. 8 Utah	51-49	W
2/19/49	No. 14 Utah	52-54	L	3/13/71	at No. 16 Utah St.	91-82	W	3/16/91	vs. No. 8 Arizona	61-76	L
2/21/49	No. 19 Wyoming	50-48	W	3/18/71	vs. No. 1 UCLA	73-91	L	1991-92			
1949-50				1971-72				12/28/91	vs. No. 11 Michigan	83-86	L
3/3/50	No. 18 Wyoming	55-44	W	12/28/71	vs. No. 7 Indiana	50-61	L	2/1/92	No. 19 UTEP	80-63	W
3/4/50	No. 18 Wyoming	70-52	W	3/11/72	vs. No. 5 Long Beach St.	90-95	L	3/19/92	No. 25 Louisiana St.	83-94	L
3/25/50	vs. No. 7 UCLA	83-62	W	1972-73				1992-93			
1950-51				12/7/72	vs. No. 18 Michigan	83-77	W	12/21/92	vs. No. 9 Oklahoma	76-75	W
1/8/51	at No. 10 Wyoming	61-57	W	12/29/72	vs. No. 12 Florida St.	80-77	W	12/23/92	vs. No. 1 Duke	66-89	L
1/19/51	No. 13 Wyoming	64-58	W	12/30/72	vs. No. 6 Long Beach St.	89-101	L	2/27/93	at No. 11 Utah	83-89	L
1/20/51	No. 13 Wyoming	65-38	W	1973-74				3/20/93	vs. No. 9 Kansas	76-90	L
3/12/51	vs. No. 10 St. Louis	75-58	W	12/15/73	at No. 15 Kansas St.	85-95	L	1993-94			
3/17/51	vs. No. 13 Dayton	62-43	W	12/26/73	vs. No. 7 Indiana	52-96	L	12/4/93	vs. No. 4 North Carolina	65-97	L
3/23/51	vs. No. 4 Kansas St.	54-64	L	1/5/74	at No. 12 New Mexico	75-84	W	1994-95			
3/24/51	vs. No. 15 Washington	67-80	L	1/25/74	No. 20 Arizona St.	89-71	W	11/23/94	vs. No. 19 Oklahoma St.	69-59	W
1951-52				1974-75				1995-96			
12/28/51	vs. No. 1 Kentucky	64-84	L	1/10/75	No. 12 Arizona St.	80-110	L	12/2/95	at No. 8 Mississippi St.	74-79	L
3/1/52	at No. 16 Wyoming	49-55	L	1/11/75	No. 10 Arizona	66-83	L	1/2/96	at No. 15 Utah	77-83	L
1952-53				2/14/75	at No. 19 Arizona	81-97	L	3/2/96	No. 10 Utah	85-96	L
12/22/52	No. 17 St. Louis	86-69	W	2/15/75	at No. 8 Arizona St.	79-99	L	1996-97			
12/31/52	at No. 9 N.C. State	59-75	L	3/1/75	No. 15 UTEP	65-54	W	1/11/97	No. 9 Utah	51-61	L
1953-54				1976-77				1/25/97	No. 24 Tulsa	56-72	L
12/30/53	vs. No. 13 La Salle	62-74	L	12/20/76	at No. 11 North Carolina	93-113	L	2/3/97	at No. 13 New Mexico	32-74	L
1954-55				1/22/77	at No. 16 Arizona	85-113	L	2/6/97	at No. 5 Utah	49-85	L
2/11/55	No. 5 Utah	76-74	W	2/17/77	No. 17 Arizona	62-64	L	2/27/97	No. 11 New Mexico	48-90	L
2/12/55	at No. 5 Utah	71-78	L	3/5/77	No. 20 Utah	54-67	L	1997-98			
1955-56				1977-78				1/10/98	No. 3 Utah	61-71	L
12/21/55	at No. 2 N.C. State	81-95	L	12/28/77	vs. No. 2 North Carolina	81-94	L	1/29/98	No. 14 New Mexico	54-72	L
1/21/56	No. 14 Oklahoma City	60-62	L	1/26/78	at No. 10 New Mexico	82-95	L	2/5/98	at No. 5 Utah	68-83	L
1956-57				2/25/78	No. 5 New Mexico	66-71	L	2/26/98	at No. 16 New Mexico	83-62	W
3/15/57	vs. No. 13 California	59-86	L	3/4/78	at No. 19 Utah	74-81	L	1998-99			
3/16/57	vs. No. 16 Idaho St.	65-54	W	1978-79				11/28/98	No. 11 Arizona	74-78	L
1958-59				12/2/78	at No. 13 Texas	57-96	L	1/30/99	at No. 12 New Mexico	68-78	L
12/15/58	No. 3 Kansas St.	77-68	W	3/10/79	vs. No. 19 San Francisco	63-86	L	2/6/99	No. 20 Utah	46-71	L
1/23/59	No. 20 Utah	56-70	L	1979-80				2/25/99	No. 21 New Mexico	64-85	W
1959-60				12/28/79	vs. No. 18 Oregon St.	71-86	L	3/4/99	No. 8 Utah	62-81	L
12/22/59	No. 3 Ohio St.	79-91	L	1980-81				1999-00			
1/22/60	at No. 7 Utah	69-76	L	12/19/80	vs. No. 17 Illinois	80-75	W	12/1/99	at No. 4 Arizona	62-86	L
1/29/60	at No. 9 Utah St.	53-84	L	1/31/81	at No. 9 Utah	56-60	L	2/12/00	at No. 21 Utah	62-77	L
2/13/60	No. 7 Utah St.	64-75	L	3/7/81	No. 9 Utah	95-76	W	2001-02			
2/25/60	No. 5 Utah	75-87	L	3/14/81	vs. No. 10 UCLA	78-55	W	12/22/01	No. 13 Stanford	81-76	W
1960-61				3/19/81	vs. No. 7 Notre Dame	51-50	W	2002-03			
12/20/60	No. 20 Kansas	80-70	W	3/21/81	vs. No. 5 Virginia	60-74	L	2/24/03	at No. 23 Utah	64-71	L
12/27/60	at No. 5 Louisville	67-95	L	1981-82				3/20/03	vs. No. 23 Connecticut	53-58	L
1962-63				12/5/81	No. 18 UNLV	63-66	L	2003-04			
12/31/62	at No. 2 Ohio St.	91-97	L	1982-83				12/6/03	vs. No. 25 Oklahoma St.	76-71	W
1/11/63	at No. 3 Arizona St.	84-89	L	12/27/82	at No. 7 St. John's	64-75	L	3/18/04	vs. No. 20 Syracuse	75-80	L
2/16/63	No. 5 Arizona St.	87-104	L	1983-84				2004-05			
1963-64				12/17/83	at No. 2 Kentucky	59-93	L	11/22/04	vs. No. 4 North Carolina	50-86	L
12/30/63	vs. No. 9 Oregon St.	58-68	L	12/28/83	at No. 7 UCLA	73-82	L	12/21/04	No. 16 North Carolina St.	61-72	L
1964-65				2/4/84	at No. 7 UTEP	77-86	L	1/31/05	No. 25 Utah	58-72	L
12/11/64	at No. 2 Wichita St.	76-93	L	2/11/84	at No. 3 Georgetown	51-67	L	2/26/05	at No. 13 Utah	60-69	L
12/12/64	at No. 2 Wichita St.	65-81	L	3/1/84	No. 8 UTEP	83-65	W	2006-07			
3/13/65	No. 2 UCLA	76-100	L	3/17/84	vs. No. 3 Kentucky	68-93	L	11/15/06	at No. 5 UCLA	69-82	L
1965-66				1984-85				12/9/06	vs. No. 25 Michigan St.	61-76	L
12/21/65	No. 2 St. Joseph's	103-83	W	12/22/84	No. 7 Washington	84-75	W	1/27/07	No. 13 Air Force	61-52	W
1966-67				1/2/85	at No. 19 UTEP	64-69	L	2/3/07	No. 25 UNLV	90-63	W
12/30/66	at No. 8 St. John's	73-76	L	1985-86				2/27/07	at No. 25 Air Force	62-58	W
1/21/67	No. 9 New Mexico	89-73	W	1/13/86	No. 16 Notre Dame	80-76	W	3/10/07	at No. 25 UNLV	70-78	L
1/28/67	vs. No. 6 UTEP	76-85	L	2/15/86	No. 15 UTEP	72-69	W	2007-08			
1967-68				1986-87				11/23/07	vs. No. 6 Louisville	78-76	W
12/16/67	at No. 2 Houston	69-102	L	12/9/86	at No. 4 Iowa	75-86	L	11/24/07	vs. No. 1 North Carolina	63-73	L
1/20/68	at No. 6 New Mexico	69-84	L	12/23/86	No. 14 Pittsburgh	93-73	W	12/8/07	vs. No. 9 Michigan St.	61-68	L
2/16/68	No. 5 New Mexico	67-76	L	3/12/87	vs. No. 16 New Orleans	79-83	L	2008-09			
1968-69				1987-88				12/20/08	vs. No. 20 Arizona State	75-76	L
12/14/68	vs. No. 12 Houston	75-98	L	1/13/88	at No. 12 Wyoming	83-67	W	1/3/09	No. 6 Wake Forest	87-94	L
3/8/69	at No. 12 New Mexico St.	62-74	L	1/21/88	at No. 18 UTEP	81-71	W				
1969-70				2/11/88	No. 18 Wyoming	78-69	W				
12/11/69	No. 3 New Mexico St.	78-80	L	1989-90							
3/4/70	No. 18 Utah State	73-86	L	3/19/90	vs. No. 17 Clemson	47-49	L				
1970-71				1990-91							
				12/8/90	No. 17 St. John's	62-67	L				

BYU all-time record vs. ranked teams: 50-113

NOTE: Associated Press rankings



08-09 SEASON REVIEW





2008-09 IN REVIEW

COUGARS EARN THIRD-CONSECUTIVE MOUNTAIN WEST CHAMPIONSHIP

With expectations set high in the first three years of the Dave Rose era, BYU men's basketball turned in another strong campaign in 2008-09 as the Cougars claimed their fourth-straight 20-win season, third-straight Mountain West Conference regular season title and third-straight trip to the NCAA tournament.

"I am very proud of what we accomplished this season," Rose said. "After a tough start in conference play we finished strong to win a third-straight Mountain West Conference title and earn a bid to the NCAA tournament. We did all that despite returning just two


starters. Our guys worked hard and fought through challenges to have an exceptional season."

Possibly the most impressive accomplishment of the 2008-09 squad was becoming the first program to win three-straight MWC regular season titles. After winning the league outright in 2007 and 2008, BYU shared the title with New Mexico and Utah despite returning just two starters and starting only one senior in a senior-dominated league.

The Cougars finished the year 25-8 overall and 12-4 in the MWC, winning 25 games for the third-straight year—a first in the history of BYU basketball and the 32nd 20-win season in the team's history. Rose also led the Cougars into the top 25 for the third-straight season, the first time since 1979-82 that BYU has been ranked for three-straight seasons. The Cougars' third-straight NCAA Tournament

appearance marks the 24th overall in program history and sixth in nine seasons.

With four-straight 20-win seasons to start his head coaching career at the NCAA Division I level, Rose joins G. Ott Romney and Roger Reid as the only head coaches in BYU men's basketball history to begin their careers in such a fashion. His winning percentage (.740) and win total (97) are tops among the three. Rose is not only off to a blistering start in comparison



JIMMER FREDETTE 6
COACH ROSE

**2008-09 GAME RESULTS**

RECORD	OVERALL	HOME	AWAY	NEUTRAL
ALL GAMES	25-8	14-2	9-3	2-3
CONFERENCE	12-4	7-1	5-3	0-0
NON-CONFERENCE	13-4	7-1	4-0	2-3

DATE	OPPONENT	W/L	SCORE	ATTEND
11/14/08	LONG BEACH STATE	W	75-65	15753
11/18/08	at Pepperdine	W	82-53	1642
+11/20/08	NORTH FLORIDA	W	74-41	7778
+11/21/08	RICE	W	83-52	9277
+11/22/08	CAL POLY	W	76-64	7782
11/29/08	at Idaho State	W	85-65	4374
12/03/08	at Weber State	W	92-62	5672
#12/06/08	vs Utah State	W	68-63	13890
12/10/08	BOISE STATE	W	94-56	10506
12/13/08	PORTLAND PILOTS	W	91-76	9418
~12/20/08	vs Arizona State	L	75-76	10431
12/30/08	at Tulsa	W	74-68	5545
01/3/09	WAKE FOREST	L	87-94	23096
01/6/09	WESTERN OREGON	W	85-64	8885
*01/10/09	at Colorado State	W	86-60	2958
*01/13/09	TCU	W	73-61	11065
*01/17/09	at New Mexico	L	62-81	15277
*01/21/09	UNLV	L	70-76	12853
*01/24/09	SAN DIEGO STATE	W	77-71	13871
*01/27/09	at Utah (OT)	L	88-94	12250
*01/31/09	WYOMING	W	84-60	16347
*02/3/09	at Air Force	W	71-50	2743
*02/11/09	COLORADO STATE	W	94-60	11772
*02/14/09	at TCU	W	79-63	4807
*02/17/09	NEW MEXICO	W	73-62	12911
*02/21/09	at UNLV	L	74-75	18523
*02/24/09	at SAN DIEGO STATE	W	69-59	9631
*02/28/09	UTAH	W	63-50	20120
*03/4/09	at Wyoming Cowboys	W	78-68	6749
*03/7/09	AIR FORCE	W	54-49	22700
^03/12/09	vs Air Force	W	80-69	10856
^03/13/09	vs San Diego State	L	62-64	11629
%03/19/09	vs Texas A&M	L	66-79	18322

+ Basketball Travelers Invitational
 # Played at EnergySolutions Arena in Salt Lake City
 ~ 2008 Stadium Shootout in Glendale, Ariz.
 * Conference game
 ^ MWC Tournament at Thomas & Mack Center in Las Vegas
 % NCAA Tournament at Wachovia Center in Philadelphia

to former BYU coaches, he is off to the best start of any coach in the history of the MWC. Rose is first in league history in winning percentage (.797) and outright regular season titles (2), tied for first in regular season titles (3) and tied for third in total conference victories (51).

In four years as a head coach, Rose has made waves nationally as well as in the MWC. Of the 47 coaches who took over a men's NCAA Division I program in 2005, Rose has the best winning percentage (.740) and is second for most wins (97), trailing only Tennessee's Bruce Pearl by one game. Also, of the 17 first-time Division I coaches who started in 2005, Rose leads with 97 wins, 12 ahead of Kent State's Geno Ford in second.

The big three—senior Lee Cummard, sophomore Jimmer Fredette and junior Jonathan Tavernari—earned All-MWC honors with Cummard and Fredette making the first team and Tavernari earning third-team honors. Jackson Emery joined the big three with a nod on the MWC All-Defense squad. Cummard and Fredette were named to the United States Basketball Writers Association All-District team while Cummard also earned all-district honors from the National Association of Basketball Coaches.

In addition to his conference and district recognition, FOXSports.com named Cummard a fourth-team All-America in his final campaign at BYU. The four-year starter also played in the Hershey's College All-Star game and the Portsmouth Invitational Tournament following the season. Cummard led the Cougars in scoring (16.8 points per game), three-point percentage (38.7), free throw percentage (87.1) and blocks (30). He was also second on the team with 6.2 rebounds per game and 51.7 percent shooting from the field. Cummard finished the year ranked in the top-10 in eight statistical categories in the MWC. He concluded his BYU career ranking first in career games played and consecutive games played, fifth in consecutive games started, ninth in scoring, third in made threes, second in free throw percentage and sixth in career steals.

Fredette had the best season by a BYU point guard since Marty Haws averaged 18.5 points and 4.1 assists per game in 1990. Haws was also the last Cougar floor general to earn first-team all-conference honors. Fredette had one of the best statistical seasons of any player in the MWC, ranking in the top-five in five statistical categories, including scoring (5th), assists (3rd), free throw percentage (2nd), steals (2nd) and minutes played (4th). He was also eighth in assist/turnover ratio. He led the team in assists (4.1) and steals (1.5) and was second in scoring (16.2), three-point shooting (38.2 percent and 52 makes) and free throw shooting (84.7 percent and 116 makes) and third in field goal percentage (48.0 percent). With 780 career points he is on pace to become the 40th member of BYU's 1,000-point club.

Tavernari, a three-time MWC honoree—including third-team honors in 2008 and freshman of the year recognition in 2007—was third on the team in scoring (15.7) and first in rebounding (7.2). He was third on the team shooting 38.1 percent from downtown and made 85 threes—the second most in a single season at BYU after he set the record with 88 threes in 2008. Tavernari was also second on the team with 49 steals. In the MWC he finished in the top-10 in six statistical categories including fourth in rebounding, third in steals, second in three-pointers per game and second in defensive rebounds per game. On the season Tavernari scored in double figures 26 times, had 20-plus points 10 times and registered a team-high seven double-doubles.

Emery contributed significantly to BYU's success, starting 32 games and averaging 7.8 points and 3.8 rebounds while finishing second on the team with 49 steals and third with 100 assists. Emery was fifth in the MWC in steals and first in assist/turnover ratio. He often came up big in the biggest games, notably in late season must-win situations when the MWC regular season title was on the line. Against New Mexico at home he posted a career-high 19 points while adding six rebounds, two steals and two assists. In BYU's comeback win at San Diego State, Emery had 12 points, six boards, four assists and two steals. In the title-clinching victory against Air Force in the regular season finale he had 15 points, six rebounds and a career-best six steals.

Junior Chris Miles started 33 games at center and contributed 7.1 points per game, 4.0 rebounds and a team-best field goal percentage of 57.0 percent. He was also second on the team with 26 blocks and added 23 steals and 42 assists. Miles posted a career-high 24 points in a win over Cal Poly and had big games against Utah's Luke Nevill, the MWC Player of the Year. In the 94-88 overtime loss in Salt Lake City he had 14 points, six rebounds and three steals and in the 63-50 win at home. Miles posted 13 points, two blocks and tied his career-high with eight rebounds. He also limited Nevill to nine points.

Despite the bench players having limited game experience coming into the 2008-09 season, several players contributed and showed potential for playing bigger roles in the future. Junior guard Lamont Morgan, Jr., spelled Fredette and Emery at guard and led the bench players in scoring at 3.6 points per game. He also added 60 assists and 15 steals while shooting 41.2 percent from downtown. Freshman Charles Abouo contributed 2.9 points per game and added athleticism and several highlight reel-plays. One of his best games came against nationally ranked Wake Forest when he had 10 points and five rebounds.



2008-09 TEAM STATISTICS-ALL GAMES

TEAM STATISTICS	BYU	OPP		
SCORING	2544	2150		
Points per game	77.1	65.2		
Scoring margin	+11.9	-		
FIELD GOALS-ATT	909-1879	749-1841		
Field goal pct	.484	.407		
3 POINT FG-ATT	238-624	191-634		
3-point FG pct	.381	.301		
3-pt FG made per game	7.2	5.8		
FREE THROWS-ATT	488-669	461-658		
Free throw pct	.729	.701		
F-Throws made per game	14.8	14.0		
REBOUNDS	1196	1072		
Rebounds per game	36.2	32.5		
Rebounding margin	+3.8	-		
ASSISTS	537	383		
Assists per game	16.3	11.6		
TURNOVERS	375	459		
Turnovers per game	11.4	13.9		
Turnover margin	+2.5	-		
Assist/turnover ratio	1.4	0.8		
STEALS	241	172		
Steals per game	7.3	5.2		
BLOCKS	119	81		
Blocks per game	3.6	2.5		
ATTENDANCE	214134	155299		
Home games-Avg/Game	16-13383	12-7514		
Neutral site-Avg/Game	-	5-13026		
SCORE BY PERIODS	1st	2nd	OT	Total
BYU Cougars	1205	1322	17	2544
Opponents	1023	1104	23	2150

Freshman James Anderson showed flashes of his potential as a scoring and defensive threat in the post. Against Boise State he had 10 points, seven boards and five blocks. At home against Colorado State he had a career-best 16 points to go with seven boards and two blocks. In a key MWC win at Wyoming he chipped in seven points and five boards and in the conference semis he had six points and two blocks vs. San Diego State. Noah Hartsock, another freshman post player, came on strong late in the season. In BYU's comeback win at San Diego State he had seven points, seven boards, a block and two steals. In the final two games of the season—the MWC semis and the NCAA tournament—he posted a combined 17 points, nine boards and three blocks.

BYU opened the 2008-09 season with 10-straight wins, including six at home that extended what was a school record and the nation's best home winning streak to 53 games. Cummard dropped 36 on Long Beach State in the season opener and the Cougars won at Pepperdine before sweeping through the Basketball Travelers Invitational at the Marriott Center to improve to 5-0. After road wins at Idaho State and Weber State, BYU took down in-state rival Utah State 68-63 at

Energy Solutions Arena. The Cougars then won two more home games against Boise State and Portland.

The perfect start ended with a one-point loss to then-No. 20 Arizona State at University of Phoenix Stadium in Glendale, Ariz. BYU led throughout the game before All-American James Harden hit a free throw with nine seconds remaining to put the Sun Devils up by one at 76-75. Charles Abouo's tip at the buzzer was initially called good, but after a review on the floor, was waved off. The Cougars rebounded with a win at Tulsa led by Cummard's 26 points.

The next week the home winning streak came to an end with a 94-87 loss to then-No. 6 Wake Forest. Fredette had a breakout game in the loss with 23 points—including 18 in the first half—and nine assists against All-American Jeff Teague. BYU concluded its non-conference schedule with a win at home against Western Oregon.

BYU started strong in MWC play, winning big at Colorado State and taking down TCU at home. The Cougars then headed to New Mexico looking to improve to 3-0 in the MWC for the first time under Rose. The Lobos had other plans and handed BYU its worst loss of

BYU IN THE MWC AND NCAA STATISTICAL RATINGS 08-09

MWC STATS	ALL	CONF	INDIVIDUAL	TOP BYU PLAYER - ALL	TOP BYU PLAYER - CONF.
Scoring Offense	1st	1st	Scoring	Lee Cummard - 3rd	Jimmer Fredette - 3rd
Scoring Defense	6th	6th	Rebounding	Jonathan Tavernari - 4th	Jonathan Tavernari - 3rd
Scoring Margin	1st	1st	FG Percentage	Lee Cummard - 5th	Lee Cummard - 9th
FT Percentage	3rd	2nd	Assists	Jimmer Fredette - 3rd	Jimmer Fredette - T2nd
FG Percentage	1st	2nd	FT Percentage	Lee Cummard - 1st	Lee Cummard - 1st
FG Percentage Defense	3rd	1st	Steals	Jimmer Fredette - 2nd	Jackson Emery - 2nd
3FG Percentage	1st	3rd	3FG Percentage	Jonathan Tavernari - 8th	Jonathan Tavernari - 5th
3FG Percentage Defense	1st	1st	3FG Made/Game	Jonathan Tavernari - 2nd	Jonathan Tavernari - T5th
Rebounding Average	1st	1st	Blocked Shots	Lee Cummard - 6th	Lee Cummard - 5th
Rebounds Allowed	6th	6th	Assist/TO Ratio	Jackson Emery - 1st	Jackson Emery - 1st
Rebounding Margin	2nd	2nd	Offensive Rebounds	None	Chris Miles - T7th
Blocked Shots	3rd	2nd	Defensive Rebounds	Jonathan Tavernari - 2nd	Jonathan Tavernari - 3rd
Assists	1st	1st	Minutes Played	Jimmer Fredette - 4th	Jimmer Fredette - 3rd
Steals	2nd	3rd	MWC TEAM HIGHS	BYU RANK	TOTAL
Turnover Margin	2nd	3rd	Field Goal Attempts	T1st	77 vs. Wake Forest
Assist/Turnover Ratio	1st	1st	Field Goal %	1st	.649 vs. CSU
Offensive Rebounds	6th	5th	3-Pt Percentage	T2nd	.625 (10-16)
Defensive Rebounds	2nd	2nd	Assists	2nd	28 vs. CSU
3-FG Made/Game	2nd	T3rd	Fouls	T2nd	28 vs. Wake Forst, at Utah
NCAA STATS - TEAM	BYU RANK	MWC PLAYER HIGHS	BYU PLAYER RANK (ALL/CONF)	TOTAL	
Won-Lost Percentage	24th	Points	Lee Cummard - T1st	36 vs. Long Beach St.	
Scoring Offense	33rd	Field Goals Made	Lee Cummard - T2nd	13 vs. LBSU, Cal Poly	
Scoring Margin	9th	Field Goal Attempts	Jonathan Tavernari - T2nd	22 vs. UNLV	
Field Goal Percentage	8th	Field Goal Percentage	Lee Cummard - 2nd	.923 (12-13) at WSU	
Field Goal % Defense	48th	3-Pt Percentage	Jonathan Tavernari - 1st	1,000 (5-5) vs. CSU	
Three-Point FG %	29th	Free Throws Made	Lee Cummard - T2nd	13 at Wyoming	
Three-Point FG Defense	11th	Free Throw %	Lee Cummard - T1st	(10-10) at TCU, vs. AFA	
Free Throw Percentage	49th	Steals	Lee Cummard - T1st	6 vs. Air Force	
Rebound Margin	50th	NCAA STATS - INDIV.	BYU PLAYER RANK	TOTAL	
Assists per Game	16th	Field Goal %	Lee Cummard - 69th	51.7	
Assist/Turnover Ratio	7th	3-Point FG %	Jonathan Tavernari - 52nd	38.1	
Turnovers/Game	12th	Free Throw %	Lee Cummard - 18th	87.1	
Turnovers Margin	45th	Asst/Turnover Ratio	Jimmer Fredette - 43rd	84.7	
			Jackson Emery - 10th	2.78	
			Lee Cummard - 54th	2.06	



LEE CUMMARD
2009 ALL-MWC FIRST TEAM



the season. With UNLV visiting the Marriott Center the Cougars looked to bounce back but the Rebels erased a 13-point halftime lead and BYU suffered its first home loss in conference play since 2005. The Cougars started another home-court winning streak with a win

over San Diego State but fell the next week in overtime at Utah.

With a 3-3 record in conference play and a third-straight MWC regular season title slipping out of reach, BYU responded. As they had in the previous three

seasons under Rose the Cougars ended the season on a tear, winning nine of 10—the only loss coming in a one-point defeat at UNLV. BYU started the run with a five-game winning streak that included home wins against Wyoming, Colorado State and New Mexico and road wins over Air Force and TCU. Following the UNLV loss the Cougars overcame a 14-point deficit to win at San Diego State behind 28-points from Fredette. Still trailing league-leader Utah by two games with three to play, BYU downed the Utes at home 63-50 behind another strong game from Fredette, who netted 25 points in the win.

After trimming the deficit in the league standings to one game, the Cougars won at Wyoming while Utah lost to New Mexico, creating a three-way tie between BYU, the Utes and the Lobos. On the final day of the regular season Utah and New Mexico won early in the day to secure a share of the title for each team. The Cougars took on Air Force in front of a sold-out Marriott Center in the nightcap and pulled away in the final minute of the game to seal the victory and a share of the MWC title.

BYU opened the postseason with an 80-69 win over Air Force in the first round of the MWC tournament to give the Cougars their 10th win in 11 games. In the semifinals BYU failed to advance to a third-straight conference tournament title game, falling short against San Diego State. Two days later the Cougars learned they had received the program's 24th berth to the NCAA tournament. For the second-straight season BYU faced Texas A&M as the No. 8 seed, this time in Philadelphia. Unfortunately for the Cougars the outcome was the same as 2008 as the Aggies eliminated BYU 79-66 in the first round.

2008-09 BYU HONORS**CHARLES ABOUO**

Coaches Award (Team Award)

MICHAEL BOSWELL

Academic Excellence Award (Team Award)

LEE CUMMARD

FOXSports.com All-America Fourth Team

NABC All-District 17 First Team

USBWA All-District VIII

Collegehoops.net High-Major All-America Second Team

All-MWC First Team

MWC Player of the Week

Basketball Travelers Invitational All-Tournament Team

Invited to Portsmouth Invitational and Hershey's All-Star Game

Team Captain

Senior Award (Team award)

Most Outstanding Player (Team award)

Male Athlete of the Year (Y Awards)

Dale McCann Spirit of Sport Award (Y Awards)

Led BYU and third in the MWC, scoring (16.8)

Led BYU and fifth in the MWC, field goal percentage (.517)

Led BYU and the MWC and was 18th nationally, free throw pct. (.847)

Led BYU and sixth in the MWC, blocks (0.9)

No. 2 on BYU and MWC and 54th nationally, assist/turnover ratio (2.1)

No. 1 all time at BYU, career games played (131) and consecutive games played (131)

No. 10 all-time at BYU, career scoring (1,569 points)

No. 2 all-time at BYU, career free throw percentage (.842)

JACKSON EMERY

MWC All-Defensive Team

Most Inspirational Player (Team Award)

Led BYU and the MWC and 10th nationally, assist/turnover ratio (2.8)

JIMMER FREDETTE

USBWA All-District

Collegehoops.net High-Major All-America Honorable Mention

All-MWC First Team

MWC All-Tournament

Two-time MWC Player of the Week

Most Improved Player (Team Award)

Male Crowd Pleaser Award (Y Awards)

Led BYU and third in the MWC, assists (4.1)

Led BYU and second in the MWC, steals (1.5)

Led BYU and fourth in the MWC, minutes played (33.0)

Second on BYU and fifth in the MWC, scoring (16.2)

Second on BYU and in the MWC and 43rd nationally, free throw percentage (.847)

GAVIN MACGREGOR

Senior Award (Team Award)

CHRIS MILES

Basketball Travelers Invitational All-Tournament Team

Best Conditioned Post Players (Team Award)

LAMONT MORGAN, JR.

Best Conditioned Perimeter Player (Team Award)

Sixth Man Award (Team Award)

ARCHIE ROSE

Senior Award (Team Award)

JONATHAN TAVERNARI

All-MWC Third Team

Team Captain

Competitive Spirit Award (Team Award)

Led BYU and eighth in the MWC and 52nd nationally, three-point field goal percentage (.381)

Led BYU and second in the MWC, three-pointers made (2.6)

Led BYU and second in the MWC, defensive rebounds (6.2)

No. 25 all-time at BYU, scoring (1,157)

39th member of BYU's elite 1,000 point club

No. 2 all-time at BYU, career threes (202) and three-point attempts (535)

HEAD COACH DAVE ROSE

Third BYU head coach to win 20 games in each of his first four seasons

No. 1 all-time in league history, MWC winning percentage (.797)

No. 3 all-time in league history, MWC victories (51)

Tied for first in league history, MWC regular season titles (3)

ASSOCIATE HEAD COACH DAVE RICE

BasketballScoop.com Coaches of the Year Rising Star Second Team

TEAM

First back-to-back-to-back national rankings since 1979-80, 1980-81 and 1981-82

24th NCAA Tournament appearance

First three-consecutive league titles in MWC history and first for BYU since 1932-34

Won Deseret First Duel Rivalry Series

32nd 20-win season in program history

Ninth Postseason invitation in last 10 years

Third-straight year earning public recognition from the NCAA for APR scores

Extended school record home winning streak to 53 games

Three players with 500 points in one season – Cumnard (556), Fredette (536) and Tavernari (517), first time in program history

No. 1 all-time at BYU, steals (241)

No. 2 all-time (tied) at BYU, regular season wins (24)

No. 2 all-time at BYU, scoring margin (+11.9)

Tied for MWC lead, regular season conference titles (5)

Set MWC record, overall road wins (9)

Set MWC record, field goals in MWC play (433)

Set MWC record, best start (10-0)

No. 2 all-time in MWC, assists in a league game (28)

No. 2 all-time in MWC, scoring margin (+11.9)

No. 2 all-time in MWC, scoring margin in league play (+9.8)

No. 3 all-time in MWC, points in league play (1,195)

No. 5 all-time in MWC, points (2,544)

Led MWC, scoring offense (77.1)

Led MWC and 9th nationally, scoring margin (+11.9)

Led MWC and 8th nationally, field goal percentage (.484)


Led MWC, three-point percentage (.381)

Led MWC and 11th nationally, three-point percentage defense (.301)

Led MWC, rebounding average (36.2)

Led MWC and 16th nationally, assists (16.3)

Led MWC and 7th nationally, assist/turnover ratio (1.43)


**JIMMER FREDETTE****2009 ALL-MWC FIRST TEAM**



2008-09 BYU/OPPONENT GAME-BY-GAME STATS

OPPONENT	1ST	2ND	SCORE	MAR	TOTAL FG	FG PCT	3-POINTERS	3FG PCT	FREE THROWS	FT PCT	REBOUNDS	MAR	ASSIST	TO	BLOCK	STEAL	FOULS
LONG BEACH STATE	31/38	44/27	75-65	+10	26-60/25-61	.433/.410	6-23/8-22	.261/.364	17-27/7-14	.630/.500	43/36	+7	17/15	11/10	5/1	3/6	14/19
Pepperdine	32/21	50/32	82-53	+29	26-50/19-53	.520/.358	6-21/5-14	.286/.357	24-28/10-13	.857/.769	36/24	+12	19/10	16/18	2/1	10/7	17/24
NORTH FLORIDA	35/12	39/29	74-41	+33	31-62/16-52	.500/.308	8-22/3-14	.364/.214	4-10/6-9	.400/.667	45/27	+18	21/6	10/16	3/0	6/8	15/14
RICE	43/23	40/29	83-52	+31	30-54/20-52	.556/.385	12-22/6-20	.545/.300	11-16/6-10	.688/.600	31/28	+3	22/9	11/18	1/1	9/6	17/15
CAL POLY	44/28	32/36	76-64	+12	33-63/23-59	.524/.390	3-15/6-19	.200/.316	7-8/12-16	.875/.750	44/26	+18	18/13	16/12	3/3	4/7	17/16
Idaho State	40/28	45/37	85-65	+20	30-53/23-56	.566/.411	8-21/5-14	.381/.357	17-23/14-26	.739/.538	33/31	+2	18/15	11/13	2/0	11/4	21/18
Weber State	46/39	46/23	92-62	+30	35-61/21-46	.574/.457	11-25/5-19	.440/.263	11-13/15-23	.846/.652	36/21	+15	20/7	6/15	2/2	5/1	18/18
Utah State	38/35	30/28	68-63	+5	22-53/21-52	.415/.404	8-19/5-22	.421/.227	16-24/16-19	.667/.842	27/39	(12)	14/15	9/17	6/2	12/5	18/20
BOISE STATE	33/29	61/27	94-56	+38	35-66/23-66	.530/.348	10-18/4-20	.556/.200	14-23/6-10	.609/.600	40/43	(3)	17/14	10/25	9/2	12/3	12/19
PORTLAND	45/36	46/40	91-76	+15	29-47/28-61	.617/.459	8-18/10-26	.444/.385	25-33/10-15	.758/.667	31/27	+4	18/15	17/15	2/1	6/7	20/26
Arizona State	41/36	34/40	75-76	(1)	26-52/25-52	.500/.481	10-26/5-17	.385/.294	13-19/21-31	.684/.677	31/32	(1)	19/15	16/14	2/2	8/8	26/18
Tulsa	31/35	43/33	74-68	+6	28-53/26-72	.528/.361	3-12/4-21	.250/.190	15-21/12-17	.714/.706	39/38	+1	9/8	13/7	3/2	6/8	16/17
WAKE FOREST	48/45	39/49	87-94	(7)	31-77/32-64	.403/.500	10-32/5-16	.313/.313	15-20/25-36	.750/.694	46/42	+4	21/14	13/13	0/6	6/6	28/21
WESTERN OREGON	42/33	43/31	85-64	+21	29-61/25-65	.475/.385	5-13/7-23	.385/.304	22-29/7-13	.759/.538	43/36	+7	15/11	11/15	5/4	11/6	9/20
Colorado State	46/30	40/30	86-60	+26	36-63/20-58	.571/.345	10-19/3-16	.526/.188	4-8/17-24	.500/.708	38/33	+5	16/5	16/19	5/4	10/7	22/11
TCU	42/21	31/40	73-61	+12	28-58/22-54	.483/.407	4-18/6-21	.222/.286	13-19/11-21	.684/.524	38/34	+4	18/9	8/11	3/0	5/2	21/19
New Mexico	34/41	28/40	62-81	(19)	21-54/26-58	.389/.448	6-21/7-18	.286/.389	14-21/22-25	.667/.880	35/34	+1	12/14	14/7	3/4	5/4	17/18
UNLV	43/30	27/46	70-76	(6)	25-63/25-52	.397/.481	7-21/5-14	.333/.357	13-16/21-29	.813/.724	33/37	(4)	12/11	13/15	2/3	6/9	18/15
SAN DIEGO STATE	41/32	36/39	77-71	+6	28-50/26-59	.560/.441	11-21/7-14	.524/.500	10-12/12-17	.833/.706	35/24	+11	22/14	17/9	4/1	4/8	16/15
Utah	40/39	31/32	88-94	(6)	33-65/28-56	.508/.500	9-21/7-22	.429/.318	13-22/31-40	.591/.775	32/40	(8)	20/15	9/15	3/2	11/3	28/18
WYOMING	43/27	41/33	84-60	+24	34-60/18-51	.567/.353	6-17/6-19	.353/.316	10-17/18-25	.588/.720	36/31	+5	20/11	7/17	4/0	8/1	22/14
Air Force	27/23	44/27	71-50	+21	24-48/17-45	.500/.378	7-13/5-22	.538/.227	16-19/11-18	.842/.611	36/24	+12	15/8	10/14	5/3	7/5	17/17
COLORADO STATE	51/27	43/33	94-60	+34	37-57/21-66	.649/.318	10-16/7-25	.625/.280	10-15/11-16	.667/.688	49/25	+24	28/8	18/9	4/3	3/9	18/17
TCU	40/26	39/37	79-63	+16	27-45/20-53	.600/.377	7-12/5-18	.583/.278	18-22/18-23	.818/.783	28/27	+1	15/10	13/13	3/2	6/5	21/20
NEW MEXICO	29/26	44/36	73-62	+11	27-64/21-52	.422/.404	7-17/7-21	.412/.333	12-19/13-22	.632/.591	40/35	+5	19/11	10/15	3/5	3/5	23/21
UNLV	21/23	53/52	74-75	(1)	30-64/24-54	.469/.444	6-17/10-24	.353/.417	8-12/17-25	.667/.680	34/38	(4)	17/18	7/12	3/3	5/3	18/13
SAN DIEGO STATE	20/33	49/26	69-59	+10	24-58/23-54	.414/.426	7-20/2-17	.350/.118	14-17/11-14	.824/.786	34/32	+2	9/10	10/14	5/2	12/6	14/14
UTAH	26/28	37/22	63-50	+13	21-56/18-61	.375/.295	3-8/5-25	.375/.200	18-22/9-11	.818/.818	38/44	(6)	9/7	5/15	4/6	7/2	13/19
Wyoming	35/40	43/28	78-68	+10	23-61/23-58	.377/.397	6-18/7-24	.333/.292	26-31/15-23	.839/.652	48/33	+15	8/12	12/10	5/5	4/7	21/20
AIR FORCE	22/25	32/24	54-49	+5	15-44/17-39	.341/.436	3-22/8-18	.136/.444	21-25/7-10	.840/.700	25/30	(5)	8/13	10/22	4/1	12/5	15/22
Air Force	38/41	42/28	80-69	+11	21-45/22-55	.467/.400	9-22/7-18	.409/.389	29-37/18-22	.784/.818	34/27	+7	16/11	8/9	7/1	6/1	18/25
San Diego State	28/31	34/33	62-64	(2)	21-53/21-53	.396/.396	5-18/3-14	.278/.214	15-23/19-22	.652/.864	32/39	(7)	10/9	8/11	6/3	7/6	17/20
Texas A&M	30/42	36/37	66-79	(13)	23-59/30-52	.390/.577	7-16/6-17	.438/.353	13-18/13-19	.722/.684	26/35	(9)	15/20	10/14	1/6	11/2	20/15

*NOTE: Game totals are displayed in the format BYU/OPPONENT for each category






08-09 SEASON STATISTICS

2008-09 INDIVIDUAL GAME-BY-GAME (POINTS-REBOUNDS-ASSISTS)

OPPONENT	DATE	SCORE	W/L	01 ABOUB	02 MORGAN	04 EMERY	05 ROSE	15 ANDERSON	20 PINEGA	30 CUMMARD,L	32 FREDETTE,	34 HARTSOCK
LONG BEACH STATE	11/14/08	75-65	W	0-2-0	0-3-2	3-5-3	DNP	DNP	DNP	36-11-4	8-3-3	0-2-0
at Pepperdine	11/18/08	82-53	W	9-2-1	0-3-2	9-2-9	DNP	0-1-0	0-0-0	13-5-1	16-1-5	6-2-0
NORTH FLORIDA	11/20/08	74-41	W	9-4-1	4-1-2	8-1-5	DNP	2-5-0	2-2-1	7-12-1	4-1-6	4-4-0
RICE	11/21/08	83-52	W	9-2-2	10-0-4	8-5-3	DNP	4-2-0	0-0-0	13-1-3	13-4-5	4-5-0
CAL POLY	11/22/08	76-64	W	3-4-1	3-1-1	9-3-3	DNP	0-1-0	DNP	28-9-2	9-2-5	0-2-2
at Idaho State	11-29-08	85-65	W	3-3-0	2-3-1	15-4-2	DNP	0-1-0	0-0-0	17-4-3	19-4-6	DNP
at Weber State	12-03-08	92-62	W	2-2-1	9-2-1	6-2-2	0-6-0	6-1-0	0-0-0	30-4-3	18-2-7	DNP
vs Utah State	12/06/08	68-63	W	0-0-0	0-1-0	9-6-3	0-0-0	0-0-0	DNP	6-1-6	16-5-2	DNP
BOISE STATE	12/10/08	94-56	W	3-0-0	8-2-2	14-2-2	3-5-1	10-7-2	0-0-0	20-7-4	23-0-2	DNP
PORTLAND PILOTS	12/13/08	91-76	W	1-0-0	7-1-1	10-5-4	5-2-0	0-0-1	0-0-0	12-8-5	17-3-3	1-0-0
vs Arizona State	12-20-08	75-76	L	0-2-1	0-2-0	5-3-3	6-5-0	DNP	DNP	13-6-6	16-0-4	DNP
at Tulsa	12/30/08	74-68	W	1-6-1	2-1-0	5-6-1	0-1-0	DNP	DNP	26-2-2	13-1-2	0-0-0
WAKE FOREST	1/3/09	87-94	L	10-5-1	0-4-2	13-5-3	0-0-0	0-0-0	DNP	17-8-3	23-2-9	0-0-0
WESTERN OREGON	1/6/09	85-64	W	4-4-1	12-1-3	1-5-3	11-3-0	0-0-0	0-0-0	12-5-3	13-3-4	7-4-0
at Colorado State	1/10/09	86-60	W	8-4-0	11-3-3	8-3-3	4-3-1	0-0-0	0-0-0	18-8-2	15-3-4	1-1-0
TCU HORNED FROGS	1/13/09	73-61	W	0-0-0	1-5-1	11-5-4	8-4-1	DNP	DNP	22-7-3	11-4-6	DNP
at New Mexico	01/17/09	62-81	L	3-0-0	5-0-1	1-6-2	0-1-0	0-0-0	DNP	7-6-3	15-3-4	0-0-0
UNLV	1/21/09	70-76	L	3-0-1	4-0-1	11-4-4	DNP	DNP	DNP	10-2-4	19-4-1	0-1-0
SAN DIEGO STATE	1/24/09	77-71	W	2-0-0	12-0-5	9-5-2	DNP	4-1-0	DNP	16-10-6	8-6-4	0-1-1
at Utah	01/27/09	88-94	LOT	0-0-0	5-1-2	7-6-3	0-0-0	4-1-0	DNP	23-7-3	21-4-10	0-0-0
WYOMING	1/31/09	84-60	W	2-3-0	5-3-4	0-1-2	0-1-0	4-1-0	DNP	17-9-4	28-2-4	11-4-1
at Air Force	2/3/09	71-50	W	0-2-0	2-1-2	8-3-2	0-1-0	0-2-1	DNP	12-10-3	20-2-3	2-1-1
COLORADO STATE	2/11/09	94-60	W	11-6-1	2-3-5	3-3-8	2-0-0	16-7-0	DNP	14-5-4	15-3-4	2-4-0
at TCU	2/14/09	79-63	W	0-1-0	0-1-4	6-1-1	2-0-0	4-2-0	DNP	24-5-2	16-5-5	0-0-0
NEW MEXICO	2/17/09	73-62	W	3-1-0	0-0-2	19-6-2	DNP	1-1-1	DNP	13-6-5	10-6-6	0-3-0
at UNLV	02/21/09	74-75	L	4-0-1	2-1-4	6-4-4	DNP	DNP	DNP	20-7-4	13-3-3	0-1-0
at SAN DIEGO STATE	02-24-09	69-59	W	0-1-0	0-0-0	12-6-4	DNP	0-0-0	DNP	9-5-1	28-5-4	7-7-0
UTAH	02/28/09	63-50	W	2-1-0	0-0-0	5-4-1	DNP	0-1-0	DNP	16-7-4	25-0-3	2-6-1
at Wyoming Cowboys	3-4-09	78-68	W	0-0-0	2-1-0	5-3-6	DNP	7-5-0	DNP	24-8-0	15-8-2	2-2-0
AIR FORCE	3/7/09	54-49	W	0-1-0	2-0-1	15-6-1	DNP	0-1-0	DNP	17-5-2	13-2-2	0-3-0
vs Air Force	03/12/09	80-69	W	0-0-0	9-1-0	4-4-3	DNP	0-0-0	DNP	16-8-7	21-3-2	0-1-1
vs San Diego State	03/13/09	62-64	L	4-4-0	0-0-0	5-0-1	DNP	6-2-0	DNP	11-4-2	17-3-4	7-5-0
vs Texas A&M	3/19/09	66-79	L	0-2-0	0-0-4	8-1-1	0-0-0	0-1-0	DNP	17-3-6	18-1-1	10-4-0

OPPONENT	DATE	SCORE	W/L	45 TAVERNARI	53 MACGREGOR	54 MILES
LONG BEACH STATE	11/14/08	75-65	W	19-7-5	0-0-0	9-6-0
at Pepperdine	11/18/08	82-53	W	17-10-1	2-0-0	10-3-0
NORTH FLORIDA	11/20/08	74-41	W	25-5-4	0-4-0	9-3-1
RICE	11/21/08	83-52	W	18-5-1	1-0-1	3-5-3
CAL POLY	11/22/08	76-64	W	0-10-3	DNP	24-6-1
at Idaho State	11-29-08	85-65	W	23-6-4	2-2-0	4-5-2
at Weber State	12-03-08	92-62	W	11-7-6	2-2-0	8-3-0
vs Utah State	12/06/08	68-63	W	24-9-1	7-2-1	6-1-1
BOISE STATE	12/10/08	94-56	W	13-8-2	DNP	0-4-2
PORTLAND PILOTS	12/13/08	91-76	W	25-6-0	1-1-0	12-3-4
vs Arizona State	12-20-08	75-76	L	24-4-4	4-4-0	7-2-1
at Tulsa	12/30/08	74-68	W	20-10-1	0-3-0	7-7-2
WAKE FOREST	1/3/09	87-94	L	18-9-0	4-5-0	2-4-3
WESTERN OREGON	1/6/09	85-64	W	22-9-1	0-2-0	3-4-0
at Colorado State	1/10/09	86-60	W	7-5-1	8-4-0	6-3-2
TCU HORNED FROGS	1/13/09	73-61	W	14-2-1	4-5-0	2-1-2
at New Mexico	01/17/09	62-81	L	13-6-2	11-7-0	7-3-0
UNLV	1/21/09	70-76	L	21-13-1	2-1-0	0-6-0
SAN DIEGO STATE	1/24/09	77-71	W	16-4-3	2-2-0	8-1-1
at Utah	01/27/09	88-94	LOT	14-6-0	0-0-0	14-6-2
WYOMING	1/31/09	84-60	W	5-5-2	DNP	12-4-3
at Air Force	2/3/09	71-50	W	17-6-2	DNP	10-4-1
COLORADO STATE	2/11/09	94-60	W	21-11-4	DNP	8-2-2
at TCU	2/14/09	79-63	W	19-6-0	DNP	8-3-3
NEW MEXICO	2/17/09	73-62	W	22-7-1	DNP	5-4-2
at UNLV	02/21/09	74-75	L	19-11-1	DNP	10-5-0
at SAN DIEGO STATE	02-24-09	69-59	W	11-6-0	DNP	2-2-0
UTAH	02/28/09	63-50	W	0-8-0	DNP	13-8-0
at Wyoming Cowboys	3-4-09	78-68	W	19-11-0	DNP	4-8-0
AIR FORCE	3/7/09	54-49	W	7-5-2	DNP	0-2-0
vs Air Force	03/12/09	80-69	W	19-11-3	DNP	11-3-0
vs San Diego State	03/13/09	62-64	L	5-4-0	DNP	7-7-3
vs Texas A&M	3/19/09	66-79	L	9-7-2	0-0-0	4-4-1





INDIVIDUAL STATS-ALL GAMES



RECORD:	OVERALL	HOME	AWAY	NEUTRAL
ALL GAMES	25-8	14-2	9-3	2-3
CONFERENCE	12-4	7-1	5-3	0-0
NON-CONFERENCE	13-4	7-1	4-0	2-3

##	Player	GP	GS	TOTAL			3-PTS			REBOUNDS							PF	FO	A	TO	Blk	Stl	Pts	Avg																																										
				Min	Avg	FG	FGA	Pct	3FG	FGA	Pct	FT	FTA	Pct	Off	Def									Tot	Avg																																								
30	CUMMARD, Lee	33	33	1081	32.8	199	385	.517	36	93	.387	122	140	.871	47	158	205	6.2	82	2	111	54	30	30	556	16.8																																								
32	FREDETTE, Jimmer	33	32	1090	33.0	184	383	.480	52	136	.382	116	137	.847	18	80	98	3.0	43	0	135	85	3	50	536	16.2																																								
45	TAVERNARI, Jonathan	33	33	1042	31.6	195	451	.432	85	223	.381	42	55	.764	34	205	239	7.2	77	1	58	44	11	49	517	15.7																																								
04	EMERY, Jackson	33	32	942	28.5	85	177	.480	40	106	.377	48	65	.738	16	109	125	3.8	88	5	100	36	10	47	258	7.8																																								
54	MILES, Chris	33	33	725	22.0	94	165	.570	0	0	.000	47	91	.516	50	82	132	4.0	90	2	42	46	26	23	235	7.1																																								
02	MORGAN, JR, Lamont	33	1	534	16.2	41	89	.461	14	34	.412	23	36	.639	8	37	45	1.4	43	0	60	45	2	15	119	3.6																																								
01	ABOUO, Charles	33	1	354	10.7	30	75	.400	9	21	.429	27	42	.643	13	49	62	1.9	33	1	13	22	3	9	96	2.9																																								
53	MACGREGOR, Gavin	19	0	187	9.8	17	26	.654	0	0	.000	16	28	.571	17	27	44	2.3	39	2	2	7	4	2	50	2.6																																								
15	ANDERSON, James	27	0	204	7.6	31	55	.564	0	0	.000	6	18	.333	18	25	43	1.6	51	1	5	6	15	6	68	2.5																																								
34	HARTSOCK, Noah	27	0	304	11.3	25	43	.581	0	0	.000	16	27	.593	25	38	63	2.3	43	0	7	14	15	6	66	2.4																																								
05	ROSE, Archie	17	0	121	7.1	7	24	.292	2	6	.333	25	30	.833	12	20	32	1.9	17	0	3	10	0	2	41	2.4																																								
20	PINEGAR, Matthew	9	0	41	4.6	1	6	.167	0	5	.000	0	0	.000	0	2	2	0.2	1	0	1	6	0	2	2	0.2																																								
TM TEAM																																																																		
Total		33		909			1879			.484			238			624			.381			488			669			.729			302			894			1196			36.2			607			14			537			375			119			241			2544			77.1		
Opponents		33		749			1841			.407			191			634			.301			461			658			.701			307			765			1072			32.5			598			13			383			459			81			172			2150			65.2		

INDIVIDUAL STATS-MWC GAMES

RECORD:	OVERALL	HOME	AWAY	NEUTRAL
CONFERENCE	12-4	7-1	5-3	0-0

##	Player	GP	GS	TOTAL			3-PTS			REBOUNDS							PF	FO	A	TO	Blk	Stl	Pts	Avg																																										
				Min	Avg	FG	FGA	Pct	3FG	FGA	Pct	FT	FTA	Pct	Off	Def									Tot	Avg																																								
32	FREDETTE, Jimmer	16	16	553	34.6	93	196	.474	24	67	.358	62	71	.873	8	52	60	3.8	23	0	65	39	2	23	272	17.0																																								
30	CUMMARD, Lee	16	16	551	34.4	92	184	.500	18	44	.409	60	67	.896	17	90	107	6.7	39	1	50	30	17	15	262	16.4																																								
45	TAVERNARI, Jonathan	16	16	501	31.3	86	203	.424	38	90	.422	15	21	.714	13	99	112	7.0	42	1	20	21	5	19	225	14.1																																								
04	EMERY, Jackson	16	15	467	29.2	40	87	.460	19	53	.358	27	32	.844	7	59	66	4.1	41	2	49	14	5	25	126	7.9																																								
54	MILES, Chris	16	16	364	22.8	42	82	.512	0	0	.000	25	42	.595	26	36	62	3.9	46	0	18	26	15	11	109	6.8																																								
53	MACGREGOR, Gavin	6	0	63	10.5	13	18	.722	0	0	.000	1	7	.143	10	9	19	3.2	14	0	0	1	1	0	27	4.5																																								
02	MORGAN, JR., Lamont	16	0	257	16.1	21	41	.512	5	13	.385	6	11	.545	5	14	19	1.2	24	0	35	17	2	4	53	3.3																																								
15	ANDERSON, James	13	0	111	8.5	19	33	.576	0	0	.000	2	10	.200	9	13	22	1.7	31	1	2	5	5	4	40	3.1																																								
01	ABOUO, Charles	16	1	137	8.6	14	34	.412	5	10	.500	5	11	.455	4	16	20	1.3	14	0	3	7	1	2	38	2.4																																								
05	ROSE, Archie	8	0	56	7.0	3	13	.231	0	4	.000	10	11	.909	3	7	10	1.3	9	0	2	8	0	0	16	2.0																																								
34	HARTSOCK, Noah	15	0	162	10.8	10	19	.526	0	0	.000	7	14	.500	15	19	34	2.3	21	0	4	9	7	5	27	1.8																																								
20	PINEGAR, Matthew	1	0	3	3.0	0	0	.000	0	0	.000	0	0	.000	0	0	0	0.0	0	0	0	2	0	0	0	0.0																																								
TM TEAM																																																																		
Total		16		433			910			.476			109			281			.388			220			297			.741			139			440			579			36.2			304			5			248			179			60			108			1195			74.7		
Opponents		16		349			870			.401			97			318			.305			244			343			.711			138			383			521			32.6			273			4			176			217			44			81			1039			64.9		





INDIVIDUAL STATS-HOME GAMES

RECORD: OVERALL HOME AWAY NEUTRAL

Table with 5 columns: Record Type, Overall, Home, Away, Neutral. Rows: ALL GAMES, CONFERENCE, NON-CONFERENCE.

Main statistics table for home games with columns for Player, GP, GS, Min, Avg, FG, FGA, Pct, 3FG, FGA, Pct, FT, FTA, Pct, REBOUNDS (Off, Def, Tot, Avg), PF, FO, A, TO, Blk, Stl, Pts, Avg.

INDIVIDUAL STATS-AWAY/NEUTRAL GAMES

RECORD: OVERALL HOME AWAY NEUTRAL

Table with 5 columns: Record Type, Overall, Home, Away, Neutral. Rows: ALL GAMES, CONFERENCE, NON-CONFERENCE.

Main statistics table for away/neutral games with columns for Player, GP, GS, Min, Avg, FG, FGA, Pct, 3FG, FGA, Pct, FT, FTA, Pct, REBOUNDS (Off, Def, Tot, Avg), PF, FO, A, TO, Blk, Stl, Pts, Avg.





INDIVIDUAL STATS-WINS



RECORD:	OVERALL	HOME	AWAY	NEUTRAL
ALL GAMES	25-0	14-0	9-0	2-0
CONFERENCE	12-0	7-0	5-0	0-0
NON-CONFERENCE	13-0	7-0	4-0	2-0

##	Player	GPGS	TOTAL			3-PTS			REBOUNDS							PF	FO	A	TO	Blk	Stl	Pts	Avg				
			Min	Avg	FG	FGA	Pct	3FG	FGA	Pct	FT	FTA	Pct	Off	Def									Tot	Avg		
30	CUMMARD, Lee	25	25	797	31.9	155	285	.544	27	72	.375	101	113	.894	33	129	162	6.5	57	1	80	44	23	21	438	17.5	
32	FREDETTE, Jimmer	25	24	802	32.1	138	274	.504	40	101	.396	78	89	.876	14	64	78	3.1	29	0	99	61	1	38	394	15.8	
45	TAVERNARI, Jonathan	25	25	765	30.6	149	334	.446	60	157	.382	36	49	.735	23	156	179	7.2	60	1	48	27	10	37	394	15.8	
04	EMERY, Jackson	25	24	693	27.7	66	121	.545	32	69	.464	38	53	.717	10	86	96	3.8	55	1	79	29	9	36	202	8.1	
54	MILES, Chris	25	25	543	21.7	72	123	.585	0	0	.000	40	68	.588	33	62	95	3.8	68	1	32	32	22	18	184	7.4	
02	MORGAN, JR, Lamont	25	1	440	17.6	35	77	.455	12	29	.414	21	33	.636	8	29	37	1.5	33	0	46	37	2	10	103	4.1	
05	ROSE, Archie	12	0	103	8.6	6	17	.353	1	4	.250	22	26	.846	10	16	26	2.2	13	0	3	9	0	2	35	2.9	
01	ABOUO, Charles	25	1	268	10.7	22	55	.400	6	15	.400	22	32	.688	8	41	49	2.0	14	0	9	16	3	5	72	2.9	
15	ANDERSON, James	22	0	184	8.4	27	50	.540	0	0	.000	4	15	.267	16	23	39	1.8	44	1	5	6	13	6	58	2.6	
34	HARTSOCK, Noah	20	0	243	12.2	18	32	.563	0	0	.000	13	22	.591	21	31	52	2.6	34	0	7	12	12	6	49	2.5	
53	MACGREGOR, Gavin	13	0	121	9.3	10	18	.556	0	0	.000	9	18	.500	9	18	27	2.1	27	1	2	6	4	1	29	2.2	
20	PINEGAR, Matthew	9	0	41	4.6	1	6	.167	0	5	.000	0	0	.000	0	2	2	0.2	1	0	1	6	0	2	2	0.2	
TM TEAM																											
Total		25			699	1392	.502	178	452	.394	384	518	.741	220	707	927	37.1	435	6	411	285	99	182	1960	78.4		
Opponents		25			538	1400	.384	143	492	.291	292	431	.677	229	546	775	31.0	460	11	267	358	52	131	1511	60.4		

INDIVIDUAL STATS-LOSSES


RECORD:	OVERALL	HOME	AWAY	NEUTRAL
ALL GAMES	0-8	0-2	0-3	0-3
CONFERENCE	0-4	0-1	0-3	0-0
NON-CONFERENCE	0-4	0-1	0-0	0-3

##	Player	GPGS	TOTAL			3-PTS			REBOUNDS							PF	FO	A	TO	Blk	Stl	Pts	Avg				
			Min	Avg	FG	FGA	Pct	3FG	FGA	Pct	FT	FTA	Pct	Off	Def									Tot	Avg		
32	FREDETTE, Jimmer	8	8	288	36.0	46	109	.422	12	35	.343	38	48	.792	4	16	20	2.5	14	0	36	24	2	12	142	17.8	
45	TAVERNARI, Jonathan	8	8	277	34.6	46	117	.393	25	66	.379	6	6	1.000	11	49	60	7.5	17	0	10	17	1	12	123	15.4	
30	CUMMARD, Lee	8	8	284	35.5	44	100	.440	9	21	.429	21	27	.778	14	29	43	5.4	25	1	31	10	7	9	118	14.8	
04	EMERY, Jackson	8	8	249	31.1	19	56	.339	8	37	.216	10	12	.833	6	23	29	3.6	33	4	21	7	1	11	56	7.0	
54	MILES, Chris	8	8	182	22.8	22	42	.524	0	0	.000	7	23	.304	17	20	37	4.6	22	1	10	14	4	5	51	6.4	
53	MACGREGOR, Gavin	6	0	66	11.0	7	8	.875	0	0	.000	7	10	.700	8	9	17	2.8	12	1	0	1	0	1	21	3.5	
01	ABOUO, Charles	8	0	86	10.8	8	20	.400	3	6	.500	5	10	.500	5	8	13	1.6	19	1	4	6	0	4	24	3.0	
34	HARTSOCK, Noah	7	0	61	8.7	7	11	.636	0	0	.000	3	5	.600	4	7	11	1.6	9	0	0	2	3	0	17	2.4	
15	ANDERSON, James	5	0	20	4.0	4	5	.800	0	0	.000	2	3	.667	2	2	4	0.8	7	0	0	0	2	0	10	2.0	
02	MORGAN, JR., Lamont	8	0	94	11.8	6	12	.500	2	5	.400	2	3	.667	0	8	8	1.0	10	0	14	8	0	5	16	2.0	
05	ROSE, Archie	5	0	18	3.6	1	7	.143	1	2	.500	3	4	.750	2	4	6	1.2	4	0	0	1	0	0	6	1.2	
TM TEAM																											
Total		8			210	487	.431	60	172	.349	104	151	.689	82	187	269	33.6	172	8	126	90	20	59	584	73.0		
Opponents		8			211	441	.478	48	142	.338	169	227	.744	78	219	297	37.1	138	2	116	101	29	41	639	79.9		




**2008-09 RESULTS & LEADERS - ALL GAMES**


OPPONENT	DATE	SCORE	W/L	POINTS	REBOUNDS	ASSISTS	STEALS	BLOCKED SHOTS
Long Beach State	11/14/08	75-65	W	36-CUMMARD	11-CUMMARD	5-TAVERNARI	2-CUMMARD	4-CUMMARD
at Pepperdine	11/18/08	82-53	W	17-TAVERNARI	10-TAVERNARI	9-EMERY	3-TAVERNARI	1-ABOUO TAVERNARI
North Florida	11/20/08	74-41	W	25-TAVERNARI	12-CUMMARD	6-FREDETTE	3-FREDETTE	3-ANDERSON
Rice	11/21/08	83-52	W	18-TAVERNARI	5-Four Players	5-FREDETTE	3-FREDETTE	1-CUMMARD TAVERNARI
Cal Poly	11/22/08	76-64	W	28-CUMMARD	10-TAVERNARI	5-FREDETTE	1-Four Players	2-MILES
at Idaho State	11/29/08	85-65	W	23-TAVERNARI	6-TAVERNARI	6-FREDETTE	3-CUMMARD	1-CUMMARD EMERY MILES
at Weber State	12/03/08	92-62	W	30-CUMMARD	7-TAVERNARI	7-FREDETTE	2-EMERY	2-MILES
vs Utah State	12/06/08	68-63	W	24-TAVERNARI	9-TAVERNARI	6-CUMMARD	5-EMERY	2-MACGREGOR
Boise State	12/10/08	94-56	W	23-FREDETTE	8-TAVERNARI	4-CUMMARD	4-FREDETTE	5-ANDERSON
Portland	12/13/08	91-76	W	25-TAVERNARI	8-CUMMARD	5-CUMMARD	2-MILES FREDETTE	1-EMERY MACGREGOR
vs Arizona State	12/20/08	75-76	L	24-TAVERNARI	6-CUMMARD	6-CUMMARD	2-EMERY FREDETTE	1-CUMMARD TAVERNARI
at Tulsa	12/30/08	74-68	W	26-CUMMARD	10-TAVERNARI	2-MILES CUMMARD FREDETTE	4-TAVERNARI	1-TAVERNARI EMERY CUMMARD
Wake Forest	01/03/09	87-94	L	23-FREDETTE	9-TAVERNARI	9-FREDETTE	2-FREDETTE	None EMERY
Western Oregon	01/06/09	85-64	W	22-TAVERNARI	9-TAVERNARI	4-FREDETTE	3-TAVERNARI	3-HARTSOCK
at Colorado State	01/10/09	86-60	W	18-CUMMARD	8-CUMMARD	4-FREDETTE	2-EMERY FREDETTE MILES	2-MILES
TCU	01/13/09	73-61	W	22-CUMMARD	7-CUMMARD	6-FREDETTE	2-TAVERNARI	1-TAVERNARI EMERY MILES
at New Mexico	01/17/09	62-81	L	15-FREDETTE	7-MACGREGOR	4-FREDETTE	2-CUMMARD	1-FREDETTE MILES CUMMARD
UNLV	01/21/09	70-76	L	21-TAVERNARI	13-TAVERNARI	4-CUMMARD EMERY	5-TAVERNARI	2-CUMMARD
San Diego State	01/24/09	77-71	W	16-CUMMARD TAVERNARI	10-CUMMARD	6-CUMMARD	1-Four Players	2-ANDERSON
at Utah	01/27/09	88-94	LOT	23-CUMMARD	7-CUMMARD	10-FREDETTE	3-CUMMARD MILES	1-FREDETTE EMERY CUMMARD
Wyoming	01/31/09	84-60	W	28-FREDETTE	9-CUMMARD	4-FREDETTE MORGAN, JR. CUMMARD	2-FREDETTE MILES TAVERNARI	2-CUMMARD
at Air Force	02/03/09	71-50	W	20-FREDETTE	10-CUMMARD	3-CUMMARD FREDETTE	3-TAVERNARI	2-EMERY
Colorado State	02/11/09	94-60	W	21-TAVERNARI	11-TAVERNARI	8-EMERY	1-Three Players	2-ANDERSON
at TCU	02/14/09	79-63	W	24-CUMMARD	6-TAVERNARI	5-FREDETTE	2-CUMMARD	2-CUMMARD
New Mexico	02/17/09	73-62	W	22-TAVERNARI	7-TAVERNARI	6-FREDETTE	2-EMERY	1-ANDERSON MILES ABOUO
at UNLV	02/21/09	74-75	L	20-CUMMARD	11-TAVERNARI	4-EMERY CUMMARD MORGAN, JR.	1-Five Players	2-MILES
at San Diego State	02/24/09	69-59	W	28-FREDETTE	7-HARTSOCK	4-EMERY FREDETTE	5-FREDETTE	1-Five Players
Utah	02/28/09	63-50	W	25-FREDETTE	8-TAVERNARI MILES	4-CUMMARD	2-CUMMARD EMERY FREDETTE	2-CUMMARD MILES
at Wyoming	03/04/09	78-68	W	24-CUMMARD	11-TAVERNARI	6-EMERY	1-Four Players	2-HARTSOCK
Air Force	03/07/09	54-49	W	17-CUMMARD	6-EMERY	2-CUMMARD FREDETTE TAVERNARI	6-EMERY	1-Four Players
vs Air Force	03/12/09	80-69	W	21-FREDETTE	11-TAVERNARI	7-CUMMARD	2-FREDETTE	2-CUMMARD MILES
vs San Diego State	03/13/09	62-64	L	17-FREDETTE	7-MILES	4-FREDETTE	2-ABOUO EMERY	2-ANDERSON HARTSOCK
vs Texas A&M	03/19/09	66-79	L	18-FREDETTE	7-TAVERNARI	6-CUMMARD	4-FREDETTE	1-HARTSOCK



CUMMARD



TAVERNARI



MORGAN



FRETTE

2008-09 INDIVIDUAL GAME HIGHS

POINTS

- 36 CUMMARD, Lee vs Long Beach State (11/14/08)
- 30 CUMMARD, Lee at Weber State (12-03-08)
- 28 FRETTE, Jimmer at SAN DIEGO STATE (02-24-09)
- 28 FRETTE, Jimmer vs Wyoming (1/31/09)
- 28 CUMMARD, Lee vs Cal Poly (11/22/08)

FIELD GOALS MADE

- 13 CUMMARD, Lee vs Cal Poly (11/22/08)
- 13 CUMMARD, Lee vs Long Beach State (11/14/08)

FIELD GOAL ATTEMPTS

- 22 TAVERNARI, Jonathan vs UNLV (1/21/09)
- 21 TAVERNARI, Jonathan vs Long Beach State (11/14/08)

FG PCT (min 5 made)

- 1.000 (5-5) MACGREGOR, Gavin at New Mexico (01/17/09)
- .923 (12-13) CUMMARD, Lee at Weber State (12-03-08)

3 PT FG MADE

- 5 TAVERNARI, Jonathan at UNLV (02/21/09)
- 5 TAVERNARI, Jonathan vs Colorado State (2/11/09)
- 5 TAVERNARI, Jonathan vs Portland Pilots (12/13/08)
- 5 TAVERNARI, Jonathan vs North Florida (11/20/08)

3 PT FG ATTEMPTS

- 13 TAVERNARI, Jonathan vs Wake Forest (1/3/09)
- 11 TAVERNARI, Jonathan vs Portland Pilots (12/13/08)

3-PT FG PCT (min 2 made)

- 1.000 (5-5) TAVERNARI, Jonathan vs Colorado State (2/11/09)
- 1.000 (3-3) EMERY, Jackson vs New Mexico (2/17/09)
- 1.000 (3-3) CUMMARD, Lee at Utah (01/27/09)
- 1.000 (2-2) CUMMARD, Lee at TCU (2/14/09)
- 1.000 (2-2) ABOUO, Charles vs Colorado State (2/11/09)
- 1.000 (2-2) MORGAN, JR., Lamont vs San Diego State (1/24/09)
- 1.000 (2-2) CUMMARD, Lee at Colorado State (1/10/09)
- 1.000 (2-2) MORGAN, JR., Lamont vs Western Oregon (1/6/09)
- 1.000 (2-2) MORGAN, JR., Lamont vs Boise State (12/10/08)

- 1.000 (2-2) CUMMARD, Lee vs Boise State (12/10/08)
- 1.000 (2-2) MORGAN, JR., Lamont vs Rice (11/21/08)

FREE THROWS MADE

- 13 CUMMARD, Lee at Wyoming Cowboys (3-4-09)
- 10 CUMMARD, Lee vs Air Force (3/7/09)
- 10 CUMMARD, Lee at TCU (2/14/09)

FREE THROW ATT

- 15 CUMMARD, Lee at Wyoming Cowboys (3-4-09)
- 11 MILES, Chris vs Long Beach State (11/14/08)

FT PCT (min 5 made)

- 1.000 (10-10) CUMMARD, Lee vs Air Force (3/7/09)
- 1.000 (10-10) CUMMARD, Lee at TCU (2/14/09)
- 1.000 (8-8) CUMMARD, Lee vs Air Force (03/12/09)
- 1.000 (7-7) FRETTE, Jimmer vs Air Force (03/12/09)
- 1.000 (7-7) CUMMARD, Lee vs Long Beach State (11/14/08)

REBOUNDS

- 13 TAVERNARI, Jonathan vs UNLV (1/21/09)
- 12 CUMMARD, Lee vs North Florida (11/20/08)

ASSISTS

- 10 FRETTE, Jimmer at Utah (01/27/09)
- 9 FRETTE, Jimmer vs Wake Forest (1/3/09)
- 9 EMERY, Jackson at Pepperdine (11/18/08)

STEALS

- 6 EMERY, Jackson vs Air Force (3/7/09)
- 5 FRETTE, Jimmer at SAN DIEGO STATE (02-24-09)
- 5 TAVERNARI, Jonathan vs UNLV (1/21/09)
- 5 EMERY, Jackson vs Utah State (12/06/08)

BLOCKED SHOTS

- 5 ANDERSON, James vs Boise State (12/10/08)
- 4 CUMMARD, Lee vs Long Beach State (11/14/08)



2008-09 CATEGORY LEADERS

FG PERCENTAGE	FG	ATT	Pct
CUMMARD, Lee	33	556	16.8
FREDETTE, Jimmer	33	536	16.2
TAVERNARI, Jonathan	33	517	15.7
EMERY, Jackson	33	258	7.8
MILES, Chris	33	235	7.1
MORGAN, JR, Lamont	33	119	3.6
ABOUO, Charles	33	96	2.9
ANDERSON, James	27	68	2.5
HARTSOCK, Noah	27	66	2.4
MACGREGOR, Gavin	19	50	2.6
ROSE, Archie	17	41	2.4
PINEGAR, Matthew	9	2	0.2

SCORING AVERAGE	G	Pts	Avg/G
CUMMARD, Lee	33	556	16.8
FREDETTE, Jimmer	33	536	16.2
TAVERNARI, Jonathan	33	517	15.7
EMERY, Jackson	33	258	7.8
MILES, Chris	33	235	7.1
MORGAN, JR, Lamont	33	119	3.6
ABOUO, Charles	33	96	2.9
MACGREGOR, Gavin	19	50	2.6
ANDERSON, James	27	68	2.5
HARTSOCK, Noah	27	66	2.4
ROSE, Archie	17	41	2.4
PINEGAR, Matthew	9	2	0.2

FG PERCENTAGE	FG	ATT	Pct
MACGREGOR, Gavin	17	26	.654
HARTSOCK, Noah	25	43	.581
MILES, Chris	94	165	.570
ANDERSON, James	31	55	.564
CUMMARD, Lee	199	385	.517
FREDETTE, Jimmer	184	383	.480
EMERY, Jackson	85	177	.480
MORGAN, JR, Lamont	41	89	.461
TAVERNARI, Jonathan	195	451	.432
ABOUO, Charles	30	75	.400
ROSE, Archie	7	24	.292
PINEGAR, Matthew	1	6	.167

FIELD GOAL ATTEMPTS	G	Att	Att/G
TAVERNARI, Jonathan	33	451	13.7
CUMMARD, Lee	33	385	11.7
FREDETTE, Jimmer	33	383	11.6
EMERY, Jackson	33	177	5.4
MILES, Chris	33	165	5.0

FIELD GOALS MADE	G	Made	Made/G
CUMMARD, Lee	33	199	6.0
TAVERNARI, Jonathan	33	195	5.9
FREDETTE, Jimmer	33	184	5.6
MILES, Chris	33	94	2.8
EMERY, Jackson	33	85	2.6

3-POINT PERCENTAGE	3FG	ATT	Pct
ABOUO, Charles	9	21	.429
MORGAN, JR, Lamont	14	34	.412
CUMMARD, Lee	36	93	.387
FREDETTE, Jimmer	52	136	.382
TAVERNARI, Jonathan	85	223	.381
EMERY, Jackson	40	106	.377
ROSE, Archie	2	6	.333
PINEGAR, Matthew	0	5	.000

3-POINT FG ATTEMPTS	G	Att	Att/G
TAVERNARI, Jonathan	33	223	6.8
FREDETTE, Jimmer	33	136	4.1
EMERY, Jackson	33	106	3.2

CUMMARD, Lee	33	93	2.8
MORGAN, JR, Lamont	33	34	1.0

3-POINT FGS MADE	G	Made	Made/G
TAVERNARI, Jonathan	33	85	2.6
FREDETTE, Jimmer	33	52	1.6
EMERY, Jackson	33	40	1.2
CUMMARD, Lee	33	36	1.1
MORGAN, JR, Lamont	33	14	0.4

FT PERCENTAGE	FT	ATT	Pct
CUMMARD, Lee	122	140	.871
FREDETTE, Jimmer	116	137	.847
ROSE, Archie	25	30	.833
TAVERNARI, Jonathan	42	55	.764
EMERY, Jackson	48	65	.738
ABOUO, Charles	27	42	.643
MORGAN, JR, Lamont	23	36	.639
HARTSOCK, Noah	16	27	.593
MACGREGOR, Gavin	16	28	.571
MILES, Chris	47	91	.516
ANDERSON, James	6	18	.333

FREE THROW ATTEMPTS	G	Att	Att/G
CUMMARD, Lee	33	140	4.2
FREDETTE, Jimmer	33	137	4.2
MILES, Chris	33	91	2.8
EMERY, Jackson	33	65	2.0
TAVERNARI, Jonathan	33	55	1.7

FREE THROWS MADE	G	Made	Made/G
CUMMARD, Lee	33	122	3.7
FREDETTE, Jimmer	33	116	3.5
EMERY, Jackson	33	48	1.5
MILES, Chris	33	47	1.4
TAVERNARI, Jonathan	33	42	1.3

REBOUNDS	G	Reb	Reb/G
TAVERNARI, Jonathan	33	239	7.2
CUMMARD, Lee	33	205	6.2
MILES, Chris	33	132	4.0
EMERY, Jackson	33	125	3.8
FREDETTE, Jimmer	33	98	3.0

REBOUND AVERAGE	G	Reb	Avg/G
TAVERNARI, Jonathan	33	239	7.2
CUMMARD, Lee	33	205	6.2
MILES, Chris	33	132	4.0
EMERY, Jackson	33	125	3.8
FREDETTE, Jimmer	33	98	3.0

ASSISTS	G	No.	A/G
FREDETTE, Jimmer	33	135	4.1
CUMMARD, Lee	33	111	3.4
EMERY, Jackson	33	100	3.0
MORGAN, JR, Lamont	33	60	1.8
TAVERNARI, Jonathan	33	58	1.8

STEALS	G	No.	S/G
FREDETTE, Jimmer	33	50	1.5
TAVERNARI, Jonathan	33	49	1.5
EMERY, Jackson	33	47	1.4
CUMMARD, Lee	33	30	0.9
MILES, Chris	33	23	0.7

OFFENSIVE REBOUNDS	G	No.	Avg/G
MILES, Chris	33	50	1.5
CUMMARD, Lee	33	47	1.4
TAVERNARI, Jonathan	33	34	1.0
HARTSOCK, Noah	27	25	0.9

ANDERSON, James	27	18	0.7
FREDETTE, Jimmer	33	18	0.5

DEFENSIVE REBOUNDS	G	No.	Avg/G
TAVERNARI, Jonathan	33	205	6.2
CUMMARD, Lee	33	158	4.8
EMERY, Jackson	33	109	3.3
MILES, Chris	33	82	2.5
FREDETTE, Jimmer	33	80	2.4


BLOCKED SHOTS	G	No.	Blk/G
CUMMARD, Lee	33	30	0.9
MILES, Chris	33	26	0.8
HARTSOCK, Noah	27	15	0.6
ANDERSON, James	27	15	0.6
TAVERNARI, Jonathan	33	11	0.3

MINUTES	G	No.	Min/G
FREDETTE, Jimmer	33	1090	33.0
CUMMARD, Lee	33	1081	32.8
TAVERNARI, Jonathan	33	1042	31.6
EMERY, Jackson	33	942	28.5
MILES, Chris	33	725	22.0

FOULS	G	No.	Per/G
MILES, Chris	33	90	2.7
EMERY, Jackson	33	88	2.7
CUMMARD, Lee	33	82	2.5
TAVERNARI, Jonathan	33	77	2.3
ANDERSON, James	27	51	1.9

FOULOUTS	G	No.
EMERY, Jackson	33	5
CUMMARD, Lee	33	2
MACGREGOR, Gavin	19	2
MILES, Chris	33	2
ANDERSON, James	27	1
TAVERNARI, Jonathan	33	1
ABOUO, Charles	33	1

TURNOVERS	G	No.	TO/G
FREDETTE, Jimmer	33	85	2.6
CUMMARD, Lee	33	54	1.6
MILES, Chris	33	46	1.4
MORGAN, JR, Lamont	33	45	1.4
TAVERNARI, Jonathan	33	44	1.3





BYU GAME HIGHS

POINTS	94	COLORADO STATE (2/11/09)
.....	94	BOISE STATE (12/10/08)
.....	92	at Weber State (12-03-08)
.....	91	PORTLAND PILOTS (12/13/08)
.....	88	at Utah (01/27/09)
FIELD GOALS MADE	37	COLORADO STATE (2/11/09)
.....	36	at Colorado State (1/10/09)
FIELD GOAL ATTEMPTS	77	WAKE FOREST (1/3/09)
.....	66	BOISE STATE (12/10/08)
FIELD GOAL PCT649 (37-57)	COLORADO STATE (2/11/09)
.....	.617 (29-47)	PORTLAND PILOTS (12/13/08)
3 PT FIELD GOALS MADE	12	RICE (11/21/08)
.....	11	SAN DIEGO STATE (1/24/09)
.....	11	at Weber State (12-03-08)
3 PT FG ATTEMPTS	32	WAKE FOREST (1/3/09)
.....	26	vs Arizona State (12-20-08)
3 PT FG PCT625 (10-16)	COLORADO STATE (2/11/09)
.....	.583 (7-12)	at TCU (2/14/09)
FREE THROWS MADE	29	vs Air Force (03/12/09)
.....	26	at Wyoming Cowboys (3-4-09)
FREE THROW ATTEMPTS	37	vs Air Force (03/12/09)
.....	33	PORTLAND PILOTS (12/13/08)
FREE THROW PCT875 (7-8)	CAL POLY (11/22/08)
.....	.857 (24-28)	at Pepperdine (11/18/08)
REBOUNDS	49	COLORADO STATE (2/11/09)
.....	48	at Wyoming Cowboys (3-4-09)
ASSISTS	28	COLORADO STATE (2/11/09)
.....	22	SAN DIEGO STATE (1/24/09)
.....	22	RICE (11/21/08)
STEALS	12	AIR FORCE (3/7/09)
.....	12	at SAN DIEGO STATE (02-24-09)
.....	12	BOISE STATE (12/10/08)
.....	12	vs Utah State (12/06/08)
BLOCKED SHOTS	9	BOISE STATE (12/10/08)
.....	7	vs Air Force (03/12/09)
TURNOVERS	18	COLORADO STATE (2/11/09)
.....	17	SAN DIEGO STATE (1/24/09)
.....	17	PORTLAND PILOTS (12/13/08)
FOULS	28	at Utah (01/27/09)
.....	28	WAKE FOREST (1/3/09)

BYU GAME LOWS

POINTS	54	AIR FORCE (3/7/09)
.....	62	at New Mexico (01/17/09)
.....	62	vs San Diego State (03/13/09)
.....	63	UTAH (02/28/09)
.....	66	vs Texas A&M (3/19/09)
FIELD GOALS MADE	15	AIR FORCE (3/7/09)
.....	21	at New Mexico (01/17/09)
.....	21	UTAH (02/28/09)
.....	21	vs Air Force (03/12/09)
.....	21	vs San Diego State (03/13/09)
FIELD GOAL ATTEMPTS	44	AIR FORCE (3/7/09)
.....	45	at TCU (2/14/09)
.....	45	vs Air Force (03/12/09)
FIELD GOAL PCT341 (15-44)	AIR FORCE (3/7/09)
.....	.375 (21-56)	UTAH (02/28/09)
3 PT FIELD GOALS MADE	3	CAL POLY (11/22/08)
.....	3	at Tulsa (12/30/08)
.....	3	UTAH (02/28/09)
.....	3	AIR FORCE (3/7/09)
3 PT FG ATTEMPTS	8	UTAH (02/28/09)
.....	12	at Tulsa (12/30/08)
.....	12	at TCU (2/14/09)
3 PT FG PCT136 (3-22)	AIR FORCE (3/7/09)
.....	.200 (3-15)	CAL POLY (11/22/08)
FREE THROWS MADE	4	NORTH FLORIDA (11/20/08)
.....	4	at Colorado State (1/10/09)
FREE THROW ATTEMPTS	8	CAL POLY (11/22/08)
.....	8	at Colorado State (1/10/09)
FREE THROW PCT400 (4-10)	NORTH FLORIDA (11/20/08)
.....	.500 (4-8)	at Colorado State (1/10/09)
REBOUNDS	25	AIR FORCE (3/7/09)
.....	26	vs Texas A&M (3/19/09)
ASSISTS	8	at Wyoming Cowboys (3-4-09)
.....	8	AIR FORCE (3/7/09)
STEALS	3	LONG BEACH STATE (11/14/08)
.....	3	COLORADO STATE (2/11/09)
.....	3	NEW MEXICO (2/17/09)
BLOCKED SHOTS	0	WAKE FOREST (1/3/09)
.....	1	RICE (11/21/08)
.....	1	vs Texas A&M (3/19/09)
TURNOVERS	5	UTAH (02/28/09)
.....	6	at Weber State (12-03-08)
FOULS	9	WESTERN OREGON (1/6/09)
.....	12	BOISE STATE (12/10/08)





OPPONENT GAME HIGHS

POINTS	94	at Utah (01/27/09)
.....	94	WAKE FOREST (1/3/09)
.....	81	at New Mexico (01/17/09)
.....	79	vs Texas A&M (3/19/09)
.....	76	UNLV (1/21/09)
.....	76	vs Arizona State (12-20-08)
.....	76	PORTLAND PILOTS (12/13/08)
FIELD GOALS MADE	32	WAKE FOREST (1/3/09)
.....	30	vs Texas A&M (3/19/09)
FIELD GOAL ATTEMPTS	72	at Tulsa (12/30/08)
.....	66	COLORADO STATE (2/11/09)
.....	66	BOISE STATE (12/10/08)
FIELD GOAL PCT577 (30-52)	vs Texas A&M (3/19/09)
.....	.500 (32-64)	WAKE FOREST (1/3/09)
.....	.500 (28-56)	at Utah (01/27/09)
3 PT FIELD GOALS MADE	10	at UNLV (02/21/09)
.....	10	PORTLAND PILOTS (12/13/08)
3 PT FG ATTEMPTS	26	PORTLAND PILOTS (12/13/08)
.....	25	UTAH (02/28/09)
.....	25	COLORADO STATE (2/11/09)
3 PT FG PCT500 (7-14)	SAN DIEGO STATE (1/24/09)
.....	.444 (8-18)	AIR FORCE (3/7/09)
FREE THROWS MADE	31	at Utah (01/27/09)
.....	25	WAKE FOREST (1/3/09)
FREE THROW ATTEMPTS	40	at Utah (01/27/09)
.....	36	WAKE FOREST (1/3/09)
FREE THROW PCT880 (22-25)	at New Mexico (01/17/09)
.....	.864 (19-22)	vs San Diego State (03/13/09)
REBOUNDS	44	UTAH (02/28/09)
.....	43	BOISE STATE (12/10/08)
ASSISTS	20	vs Texas A&M (3/19/09)
.....	18	at UNLV (02/21/09)
STEALS	9	COLORADO STATE (2/11/09)
.....	9	UNLV (1/21/09)
BLOCKED SHOTS	6	vs Texas A&M (3/19/09)
.....	6	UTAH (02/28/09)
.....	6	WAKE FOREST (1/3/09)
TURNOVERS	25	BOISE STATE (12/10/08)
.....	22	AIR FORCE (3/7/09)
FOULS	26	PORTLAND PILOTS (12/13/08)
.....	25	vs Air Force (03/12/09)

OPPONENT GAME LOWS

POINTS	41	NORTH FLORIDA (11/20/08)
.....	49	AIR FORCE (3/7/09)
.....	50	at Air Force (2/3/09)
.....	50	UTAH (02/28/09)
.....	52	RICE (11/21/08)
FIELD GOALS MADE	16	NORTH FLORIDA (11/20/08)
.....	17	at Air Force (2/3/09)
.....	17	AIR FORCE (3/7/09)
FIELD GOAL ATTEMPTS	39	AIR FORCE (3/7/09)
.....	45	at Air Force (2/3/09)
FIELD GOAL PCT295 (18-61)	UTAH (02/28/09)
.....	.308 (16-52)	NORTH FLORIDA (11/20/08)
3 PT FIELD GOALS MADE	2	at SAN DIEGO STATE (02-24-09)
.....	3	NORTH FLORIDA (11/20/08)
.....	3	at Colorado State (1/10/09)
.....	3	vs San Diego State (03/13/09)
3 PT FG ATTEMPTS	14	at Pepperdine (11/18/08)
.....	14	NORTH FLORIDA (11/20/08)
.....	14	at Idaho State (11-29-08)
.....	14	UNLV (1/21/09)
.....	14	SAN DIEGO STATE (1/24/09)
.....	14	vs San Diego State (03/13/09)
3 PT FG PCT118 (2-17)	at SAN DIEGO STATE (02-24-09)
.....	.188 (3-16)	at Colorado State (1/10/09)
FREE THROWS MADE	6	NORTH FLORIDA (11/20/08)
.....	6	RICE (11/21/08)
.....	6	BOISE STATE (12/10/08)
FREE THROW ATTEMPTS	9	NORTH FLORIDA (11/20/08)
.....	10	RICE (11/21/08)
.....	10	BOISE STATE (12/10/08)
.....	10	AIR FORCE (3/7/09)
FREE THROW PCT500 (7-14)	LONG BEACH STATE (11/14/08)
.....	.524 (11-21)	TCU HORNED FROGS (1/13/09)
REBOUNDS	21	at Weber State (12-03-08)
.....	24	at Pepperdine (11/18/08)
.....	24	SAN DIEGO STATE (1/24/09)
.....	24	at Air Force (2/3/09)
ASSISTS	5	at Colorado State (1/10/09)
.....	6	NORTH FLORIDA (11/20/08)
STEALS	1	at Weber State (12-03-08)
.....	1	WYOMING (1/31/09)
.....	1	vs Air Force (03/12/09)
BLOCKED SHOTS	0	NORTH FLORIDA (11/20/08)
.....	0	at Idaho State (11-29-08)
.....	0	TCU HORNED FROGS (1/13/09)
.....	0	WYOMING (1/31/09)
TURNOVERS	7	at Tulsa (12/30/08)
.....	7	at New Mexico (01/17/09)
FOULS	11	at Colorado State (1/10/09)
.....	13	at UNLV (02/21/09)





GAME #1

Brigham Young University 75

Long Beach State 65

November 14, 2008
Marriott Center • Provo, Utah (15,753)

VISITORS: Long Beach State 0-1

##	Player	tot-fg		3-pt		rebounds		pf	tp	a	to	blk	s	min				
		fg	fga	fga	fga	fta	ft								fta	of	de	
33	Gilling, Stephan	f	3	9	3	7	4	1	2	3	2	12	0	1	0	29		
44	Williams, Cornel	f	4	8	3	7	0	0	1	9	10	3	11	1	0	30		
24	Freeman, Brian	c	2	2	1	1	0	0	3	3	5	2	0	0	1	16		
04	Morris, Donovan	g	5	14	1	5	2	2	0	4	4	0	13	3	2	31		
22	Ware, Casper	g	3	8	0	0	1	2	0	3	3	4	7	3	5	28		
02	Phelps, Eugene	g	4	6	0	0	1	2	1	2	3	1	8	0	1	17		
03	Plater, Greg	g	1	5	0	2	0	0	2	2	0	0	0	0	0	10		
10	Lazdauskas, Arturas	g	1	3	0	0	1	2	0	2	4	3	3	0	1	11		
15	Robinson, T.J.	g	2	2	0	0	0	0	0	1	1	2	0	0	0	4		
20	Clady, Maurice	g	1	0	0	0	0	0	0	0	0	1	0	0	0	10		
21	Anderson, Larry	g	1	4	0	0	0	2	2	1	3	2	3	0	0	14		
TEAM																2		
Totals			25	61	8	22	7	14	7	29	36	19	65	15	10	1	6	200

TOTAL FG%	1st Half: 15-32 46.9%	2nd Half: 10-29 34.5%	Game: 41.0%	DEADBALL	
3Pt FG%	1st Half: 4-12 33.3%	2nd Half: 4-10 40.0%	Game: 36.4%	REBOUNDS	
FThrow %	1st Half: 4-8 50.0%	2nd Half: 3-6 50.0%	Game: 50.0%	REBOUNDS	3

HOME TEAM: BYU Cougars 1-0

##	Player	tot-fg		3-pt		rebounds		pf	tp	a	to	blk	s	min				
		fg	fga	fga	fga	fta	ft								fta	of	de	
30	CUMMARD, Lee	f	13	16	3	7	4	7	7	11	2	36	4	1	4	2	36	
45	TAVERNARI, J.	f	8	21	2	9	1	2	2	5	7	3	19	5	2	0	34	
54	MILES, Chris	c	3	6	0	0	3	11	1	5	6	3	9	0	2	0	25	
02	MORGAN, JR., Lamont	g	0	3	0	0	1	2	3	0	0	2	1	0	1	24		
04	EMERY, Jackson	g	1	5	0	3	1	1	0	5	5	1	3	2	0	0	33	
01	ABOUB, Charles	g	0	0	0	0	0	2	2	0	0	0	0	0	0	8		
32	FREDETTE, Jimmer	g	1	5	0	4	5	6	0	3	2	8	3	0	0	24		
34	HARTSOCK, Noah	g	0	2	0	0	0	1	2	1	0	0	1	1	0	11		
53	MACGREGOR, Gavin	g	0	0	0	0	0	0	0	0	2	0	0	0	0	5		
TEAM																		3
Totals			26	60	6	23	17	27	10	33	43	14	75	17	11	5	3	200

TOTAL FG%	1st Half: 12-32 37.5%	2nd Half: 14-29 50.0%	Game: 43.3%	DEADBALL	
3Pt FG%	1st Half: 4-15 26.7%	2nd Half: 2-6 33.3%	Game: 26.1%	REBOUNDS	
FThrow %	1st Half: 3-9 33.3%	2nd Half: 14-18 77.8%	Game: 63.0%	REBOUNDS	5

Officials: Dick Cartmell, Mark Reischling, Shawn Leigh
Technical fouls: Long Beach State-None. BYU Cougars-None.

Attendance: 15763

Score by Periods	1st	2nd	Total
Long Beach State	38	27	65
BYU Cougars	31	44	75

Points in the paint-BY 30,LSBU 24. Points off turnovers-BY 12,LSBU 6.
2nd chance points-BY 5,LSBU 12. Fast break points-BY 6,LSBU 0.
Bench points-BY 17,LSBU 8. Score tied-4 times. Lead changed-9 times.
Last FG-BY 2nd-01:28, LSBU 2nd-01:17.
Largest lead-BY by 10 2nd-01:03, LSBU by 7 1st-07:52.

GAME #2

Brigham Young University 82

Pepperdine 53

November 18, 2008
Firestone Fieldhouse • Malibu, Calif. (1,642)

##	Player	tot-fg		3-pt		rebounds		pf	tp	a	to	blk	s	min				
		fg	fga	fga	fga	fta	ft								fta	of	de	
45	TAVERNARI, J.	f	7	13	3	7	0	0	1	9	10	3	17	1	2	1	3	32
54	MILES, Chris	c	3	5	0	0	4	5	0	3	0	10	2	0	1	2	0	20
04	EMERY, Jackson	g	3	5	0	2	3	5	0	2	2	9	9	4	0	2	27	
30	CUMMARD, Lee	g	5	9	0	4	3	3	2	5	3	13	1	2	0	2	29	
32	FREDETTE, Jimmer	g	5	10	2	5	4	5	1	0	1	16	5	2	0	1	32	
01	ABOUB, Charles	g	1	2	1	1	6	6	0	2	2	1	0	1	0	13		
02	MORGAN, JR., Lamont	g	0	2	0	1	0	0	0	0	3	4	0	2	0	0	1	19
15	ANDERSON, James	g	0	0	0	0	0	0	0	1	0	1	0	0	0	0	8	
20	PINEGAR, Matthew	g	0	1	0	0	0	0	0	0	0	0	0	0	0	0	3	
34	HARTSOCK, Noah	g	2	3	0	0	2	2	1	1	2	2	6	0	1	0	14	
53	MACGREGOR, Gavin	g	0	0	0	0	2	2	0	0	2	0	1	0	0	0	3	
TEAM																		5
Totals			26	50	6	21	24	28	9	27	36	17	82	19	16	2	10	200

TOTAL FG%	1st Half: 12-27 44.4%	2nd Half: 14-23 60.9%	Game: 52.0%	DEADBALL	
3Pt FG%	1st Half: 3-13 23.1%	2nd Half: 3-8 37.5%	Game: 28.6%	REBOUNDS	
FThrow %	1st Half: 5-7 71.4%	2nd Half: 9-11 81.8%	Game: 65.7%	REBOUNDS	3

HOME TEAM: Pepperdine 1-2

##	Player	tot-fg		3-pt		rebounds		pf	tp	a	to	blk	s	min				
		fg	fga	fga	fga	fta	ft								fta	of	de	
15	THOMPSON, Mychel	f	3	5	0	0	1	0	1	0	1	5	3	3	0	1	26	
32	DARBY, Taylor	f	3	9	0	0	1	2	1	3	3	7	0	0	0	0	20	
50	AGRE, Denis	c	1	3	0	0	0	1	4	5	4	2	0	0	0	0	23	
03	BELL, Keion	g	3	10	2	3	4	3	4	7	3	9	5	3	0	2	26	
31	HOLMES, Ryan	g	1	3	0	0	0	0	0	0	3	2	4	0	0	0	19	
01	SUTTLE, JR., Dane	g	2	5	2	4	2	2	0	1	1	2	8	0	0	0	17	
14	TUCKER, Rico	g	1	5	0	2	0	0	1	1	0	2	0	1	0	2	12	
20	JACKSON, Lorne	g	1	2	0	0	4	5	0	0	2	6	1	1	0	1	11	
22	DUPRE, Jonathan	g	3	7	2	3	0	0	1	1	2	2	8	0	1	0	21	
24	HORNBUCKLE, Mike	g	1	2	0	0	0	0	1	1	2	1	3	0	1	12		
44	MOORE, Corbin	g	1	1	0	0	0	0	2	2	1	2	0	0	0	10		
45	SHANNON, Andy	g	0	0	0	0	0	0	1	1	0	0	0	0	0	3	3	
TEAM																		2
Totals			19	53	5	14	10	13	8	16	24	53	10	18	1	7	200	

TOTAL FG%	1st Half: 9-22 40.9%	2nd Half: 10-31 32.3%	Game: 35.6%	DEADBALL	
3Pt FG%	1st Half: 2-6 33.3%	2nd Half: 3-8 37.5%	Game: 35.7%	REBOUNDS	
FThrow %	1st Half: 1-2 50.0%	2nd Half: 9-11 81.8%	Game: 76.9%	REBOUNDS	2

Officials: Dick Cartmell, Rick Batsell, Chris Rastetter
Technical fouls: Brigham Young-None. Pepperdine-None.

Attendance: 1642

Score by Periods	1st	2nd	Total
Brigham Young	32	50	82
Pepperdine	21	32	53

Points in the paint-BY 26,PEP 14. Points off turnovers-BY 23,PEP 12.
2nd chance points-BY 4,PEP 4. Fast break points-BY 8,PEP 4.
Bench points-BY 17,PEP 29. Score tied-0 times. Lead changed-0 times.
Last FG-BY 2nd-03:44, PEP 2nd-01:27.
Largest lead-BY by 33 2nd-02:23, PEP None.

GAME #3

Brigham Young University 74

North Florida 41

November 20, 2008
Marriott Center • Provo, Utah (7,778)

VISITORS: North Florida 0-2

##	Player	tot-fg		3-pt		rebounds		pf	tp	a	to	blk	s	min				
		fg	fga	fga	fga	fta	ft								fta	of	de	
44	GROOTHUIS, Kyle	f	0	3	0	0	2	0	1	1	2	2	0	0	0	1	16	
15	RILEY, Cortez	g	3	8	0	0	0	0	5	5	1	6	2	6	0	1	19	
24	LOVELACE, Cameron	g	3	12	3	8	0	0	1	1	0	9	1	0	0	1	25	
25	SPARKES, Germaine	g	3	8	0	0	1	1	2	3	0	6	1	0	0	0	26	
32	JANUSKA, Stan	g	2	6	0	2	2	1	3	4	0	6	1	3	0	1	23	
05	GIBSON, Ian	g	0	0	0	0	0	0	1	1	3	0	0	0	0	0	13	
13	FAIR, Jordan	g	1	3	0	0	0	0	2	2	4	2	0	3	0	1	16	
22	SAUEY, Matt	g	2	3	0	0	1	1	2	3	0	5	0	2	0	2	21	
30	RIGGINS, Zack	g	2	6	0	1	1	3	5	4	5	1	2	0	0	0	25	
35	AUERBACHER, Tyler	g	0	3	0	3	0	0	0	0	0	0	0	0	0	0	16	
TEAM																		2
Totals			16	52	3	14	6	9	5	22	27	14	41	6	16	0	8	200

TOTAL FG%	1st Half: 6-25 24.0%	2nd Half: 11-27 40.7%	Game: 30.6%	DEADBALL	
3Pt FG%	1st Half: 4-9 44.4%	2nd Half: 3-8 37.5%	Game: 21.4%	REBOUNDS	
FThrow %	1st Half: 2-3 66.7%	2nd Half: 4-6 66.7%	Game: 66.7%	REBOUNDS	1

HOME TEAM: BYU Cougars 3-0

##	Player	tot-fg		3-pt		rebounds		pf	tp	a	to	blk	s	min			
		fg	fga	fga	fga	fta	ft								fta	of	de
45	TAVERNARI, J.	f	10	16	5	10	0	0	5	5	2	25	4	0	1	24	
54	MILES, Chris	c	4	6	0	0	1	3	1	2	3	2	9	1	0	0	20
04	EMERY, Jackson	g	3	4	2	3	0	0	1	1	0	8	5	1	0	0	23
30	CUMMARD, Lee	g	3	11	1	3	0	0	4	8	12	1	7	1	2	0	26
32	FREDETTE, Jimmer	g	2	6	0	2	0	0	1	1	1	4	6	1	0	3	20
01	ABOUB, Charles	g	4	6	0	0	1	2	4	4	1	9	1	0	1	19	
02	MORGAN, JR., Lamont	g	1	5													



GAME #7
Brigham Young University
Weber State

December 3, 2008
Dee Events Center • Ogden, Utah (5,672)

Table with columns: # Player, tot-fg, 3-pt, rebounds, etc. for Brigham Young University vs Weber State.

Summary statistics table for Game #7 including Total FG%, 3Pt FG%, and F Throw %.

Table with columns: # Player, tot-fg, 3-pt, rebounds, etc. for Weber State vs Brigham Young University.

Summary statistics table for Game #7 including Total FG%, 3Pt FG%, and F Throw %.

Officials: Ruben Ramos, Shawn Leigh, Chris Rastatter.
Technical fouls: Brigham Young-None. Weber State-None.

Points in the paint-BY 24, WSU 22. Points off turnovers-BY 22, WSU 4.
2nd chance points-BY 8, WSU 2. Fast break points-BY 8, WSU 0.

GAME #8
Brigham Young University
Utah State

December 6, 2008
Energy Solutions Arena • Salt Lake City, Utah (13,890)

Table with columns: # Player, tot-fg, 3-pt, rebounds, etc. for Brigham Young University vs Utah State.

Summary statistics table for Game #8 including Total FG%, 3Pt FG%, and F Throw %.

Table with columns: # Player, tot-fg, 3-pt, rebounds, etc. for Utah State vs Brigham Young University.

Summary statistics table for Game #8 including Total FG%, 3Pt FG%, and F Throw %.

Officials: Randy McCall, Larry Spaulding, Michael Irving.
Technical fouls: Utah State-None. Brigham Young-None.

Points in the paint-USU 22, BY 20. Points off turnovers-USU 6, BY 15.
2nd chance points-USU 16, BY 6. Fast break points-USU 0, BY 0.

GAME #9
Brigham Young University
Boise State

December 10, 2008
Marriott Center • Provo, Utah (10,506)

Table with columns: # Player, tot-fg, 3-pt, rebounds, etc. for Brigham Young University vs Boise State.

Summary statistics table for Game #9 including Total FG%, 3Pt FG%, and F Throw %.

Table with columns: # Player, tot-fg, 3-pt, rebounds, etc. for Boise State vs Brigham Young University.

Summary statistics table for Game #9 including Total FG%, 3Pt FG%, and F Throw %.

Officials: Vern Harris, Bob Staffen, Mark Whitehead.
Technical fouls: Boise State-Greene, Jamar. BYU Cougars-None.

Points in the paint-BSU 28, BY 45. Points off turnovers-BSU 7, BY 40.
2nd chance points-BSU 11, BY 4. Fast break points-BSU 4, BY 23.

GAME #10
Brigham Young University
Portland

December 13, 2008
Marriott Center • Provo, Utah (9,418)

Table with columns: # Player, tot-fg, 3-pt, rebounds, etc. for Brigham Young University vs Portland.

Summary statistics table for Game #10 including Total FG%, 3Pt FG%, and F Throw %.

Table with columns: # Player, tot-fg, 3-pt, rebounds, etc. for Portland vs Brigham Young University.

Summary statistics table for Game #10 including Total FG%, 3Pt FG%, and F Throw %.

Officials: Rick Batsell, Bruce Hicks, Frank Harvey.
Technical fouls: Portland Pilots-None. BYU Cougars-TEAM.

Points in the paint-POR 26, BY 34. Points off turnovers-POR 17, BY 24.
2nd chance points-POR 16, BY 11. Fast break points-POR 0, BY 14.

GAME #11
Brigham Young University
No. 20 Arizona State

December 20, 2008
University of Phoenix Stadium • Glendale, Arizona (10,431)

Table with columns: # Player, tot-fg, 3-pt, rebounds, etc. for Brigham Young University vs No. 20 Arizona State.

Summary statistics table for Game #11 including Total FG%, 3Pt FG%, and F Throw %.

Table with columns: # Player, tot-fg, 3-pt, rebounds, etc. for No. 20 Arizona State vs Brigham Young University.

Summary statistics table for Game #11 including Total FG%, 3Pt FG%, and F Throw %.

Officials: Rick Batsell, Byrne Haskins, Sam Haddad.
Technical fouls: PEPPERDINE-None. BYU Cougars-None.

Points in the paint-PEP 24, BY 46. Points off turnovers-PEP 19, BY 23.
2nd chance points-PEP 14, BY 12. Fast break points-PEP 6, BY 12.



Gavin MacGregor's two blocks and interior defense helped the Cougars claim their second consecutive victory over Utah State last season which helped BYU earn the Oquirrh Bucket (top team in the state of Utah) for the third season in a row.



GAME #12

Brigham Young University **74**
Tulsa **68**

December 30, 2008
Reynolds Center • Tulsa, Oklahoma (5,545)

VISITORS: BYU 11-1

#	Player	tot-fg		3-pt		rebounds		fta	ft	tp	a	to	blk	s	min
		fg	fga	fg	fga	ft	fta								
04	EMERY, Jackson	* 2	5	1	3	0	0	6	6	0	5	1	0	1	19
30	CUMMARD, Lee	* 9	13	0	2	8	10	0	2	2	3	26	2	0	31
32	FREDETTE, Jimmer	* 5	12	0	2	3	3	0	1	1	4	13	2	6	0
45	TAVERNARI, J.	* 9	17	2	5	0	0	2	8	10	2	20	1	2	1
54	MILES, Chris	* 2	4	0	0	3	5	3	4	7	3	7	2	0	0
01	ABOJU, Charles	0	1	0	0	1	2	1	5	6	1	1	2	0	1
02	MORGAN, JR., Lamont	1	1	0	0	0	0	1	1	0	2	0	0	0	9
05	ROSE, Archie	0	0	0	0	0	0	0	1	1	0	0	0	0	1
34	HARTSOCK, Noah	0	0	0	0	0	0	0	0	0	0	0	0	0	4
53	MACGREGOR, Gavin	0	0	0	0	0	0	3	3	0	0	0	0	0	12
TEAM						1		2							
Totals		28 53		3 12		15 21		7 32		39		16 74		9 13 3 6 200	

TOTAL FG%	1st Half: 13-27 48.1%	2nd Half: 15-26 57.7%	Game: 52.6%	DEADBALL
3Pt FG%	1st Half: 1-7 14.3%	2nd Half: 2-5 40.0%	Game: 25.0%	REBOUNDS
F Throw %	1st Half: 4-6 66.7%	2nd Half: 11-15 73.3%	Game: 71.4%	1

HOME TEAM: Tulsa 8-5

#	Player	tot-fg		3-pt		rebounds		fta	ft	tp	a	to	blk	s	min
		fg	fga	fg	fga	ft	fta								
01	UZOH, Ben	* 6	19	0	5	3	4	0	1	1	2	15	3	0	1
22	ANDREWS, Glenn	* 3	12	1	6	0	0	1	1	2	1	7	0	1	18
23	JORDAN, Jerome	* 5	10	0	0	3	4	5	9	4	3	13	1	2	1
45	MITCHELL, Sam	* 3	6	0	0	0	0	2	4	6	2	6	0	0	24
53	REESE, Ray	* 2	10	1	4	0	1	1	2	4	5	2	1	0	26
11	IDLETT, Steven	0	0	0	0	0	0	0	0	0	0	0	0	0	6
12	WHEATLEY, Bishop	4	4	0	0	1	2	1	5	6	5	2	1	0	30
15	HURTT, Justin	5	11	2	6	5	6	4	1	5	0	17	0	0	24
33	RICHARD, Joe	0	0	0	0	0	0	1	1	0	0	0	0	0	1
TEAM						1		1							
Totals		26 72		4 21		12 17		15 23		38		17 68		8 7 2 8 200	

TOTAL FG%	1st Half: 15-40 37.5%	2nd Half: 11-32 34.4%	Game: 36.1%	DEADBALL
3Pt FG%	1st Half: 2-10 20.0%	2nd Half: 2-11 18.2%	Game: 19.0%	REBOUNDS
F Throw %	1st Half: 3-4 75.0%	2nd Half: 9-13 69.2%	Game: 70.6%	4

Officials: David Hall, Steve Welmer, Verne Harris
Technical fouls: BYU-None, Tulsa-None.
Attendance: 5545
Score by Periods 1st 2nd Total
BYU 31 43 74
Tulsa 35 33 68

Points in the paint-BY 34, TULS 30. Points off turnovers-BY 7, TULS 8.
2nd chance points-BY 11, TULS 23. Fast break points-BY 4, TULS 0.
Bench points-BY 3, TULS 22. Score tied-1 time. Lead changed-8 times.
Last FG-BY 2nd-03:21, TULS 2nd-00:13.
Largest lead-BY by 9 2nd-05:36, TULS by 8 1st-03:40.

GAME #14

Brigham Young University **85**
Western Oregon **64**

January 6, 2009
Marriott Center • Provo, Utah (8,885)

VISITORS: Western Oregon 6-5

#	Player	tot-fg		3-pt		rebounds		fta	ft	tp	a	to	blk	s	min
		fg	fga	fg	fga	ft	fta								
30	KUHNS, Travis	f 5	10	4	7	1	3	1	6	7	2	15	2	2	0
32	RATCLIFF, Stanley	f 6	7	0	0	2	1	1	2	2	12	0	0	0	1
23	MCLAUGHLIN, Mike	c 4	12	0	1	4	4	0	12	2	12	1	5	1	0
03	WHEADON, Blair	g 3	8	1	2	0	0	1	3	4	2	7	4	2	1
24	KELLY, Sam	g 5	17	1	7	0	0	1	3	4	4	11	2	0	0
04	ROSNICKI, Matt	1	6	0	2	1	2	1	1	2	3	3	1	0	14
05	HARRIS, Marcus	0	1	0	1	0	0	0	0	0	0	0	0	0	1
12	BOURNE, Alex	0	0	0	0	0	0	0	0	0	0	0	0	0	1
33	BLOK, Tyler	1	3	1	3	1	2	1	0	1	5	4	1	0	8
55	THRASH, Gabe	0	1	0	0	0	0	0	0	0	0	0	0	0	3
TEAM						3 4		1							
Totals		25 65		7 23		13 9		27 36		20 64		11 15		4 6 200	

TOTAL FG%	1st Half: 12-31 38.7%	2nd Half: 13-34 38.2%	Game: 38.5%	DEADBALL
3Pt FG%	1st Half: 4-11 36.4%	2nd Half: 2-12 16.7%	Game: 30.4%	REBOUNDS
F Throw %	1st Half: 4-7 57.1%	2nd Half: 3-6 50.0%	Game: 53.6%	4

HOME TEAM: BYU Cougars 12-2

#	Player	tot-fg		3-pt		rebounds		fta	ft	tp	a	to	blk	s	min
		fg	fga	fg	fga	ft	fta								
30	CUMMARD, Lee	f 5	11	0	2	2	2	0	5	5	1	12	3	1	2
45	TAVERNARI, J.	f 8	15	2	5	4	6	2	7	9	0	22	1	1	3
54	MILES, Chris	c 1	3	0	0	1	2	0	4	4	1	3	0	3	0
04	EMERY, Jackson	g 0	2	0	0	1	2	1	4	5	2	1	3	2	0
32	FREDETTE, Jimmer	g 5	12	0	2	3	3	1	2	3	0	13	4	1	0
01	ABOJU, Charles	2	6	0	1	0	0	4	4	0	4	1	0	1	19
02	MORGAN, JR., Lamont	4	5	2	2	4	0	1	1	1	12	3	1	0	22
05	ROSE, Archie	2	4	1	1	6	2	1	3	1	11	0	0	0	17
15	ANDERSON, James	0	0	0	0	0	0	0	0	0	0	0	0	0	1
20	PINEGAR, Matthew	0	0	0	0	0	0	0	0	0	0	0	0	0	1
34	HARTSOCK, Noah	2	3	0	0	3	4	1	3	4	3	7	0	1	17
53	MACGREGOR, Gavin	0	0	0	0	0	0	1	2	0	0	0	0	0	4
TEAM						2 1		3							
Totals		29 61		5 13		22 29		33 43		9 85		15 11		5 11 200	

TOTAL FG%	1st Half: 14-32 43.8%	2nd Half: 15-29 51.7%	Game: 47.5%	DEADBALL
3Pt FG%	1st Half: 4-6 66.7%	2nd Half: 3-7 42.9%	Game: 38.5%	REBOUNDS
F Throw %	1st Half: 12-16 75.0%	2nd Half: 10-13 76.9%	Game: 75.9%	2

Officials: Ronnie Hernandez, Duane Allen, Casey McClellan
Technical fouls: Western Oregon-None, BYU Cougars-None.
Attendance: 8885
Score by Periods 1st 2nd Total
Western Oregon 33 31 64
BYU Cougars 42 43 85

Points in the paint-WOU 22, BY 40. Points off turnovers-WOU 8, BY 13.
2nd chance points-WOU 8, BY 16. Fast break points-WOU 2, BY 14.
Bench points-WOU 7, BY 34. Score tied-1 time. Lead changed-1 time.
Last FG-WOU 2nd-02:32, BY 2nd-00:38.
Largest lead-WOU by 11 1st-17:17, BY by 21 2nd-00:38.

GAME #13

Brigham Young University **87**
No. 7 Wake Forest **94**

January 3, 2009
Marriott Center • Provo, Utah (23,096)

VISITORS: Wake Forest 13-0

#	Player	tot-fg		3-pt		rebounds		fta	ft	tp	a	to	blk	s	min
		fg	fga	fg	fga	ft	fta								
01	Aminu, Al-Farouq	f 5	8	1	2	3	3	1	6	7	4	14	0	3	33
23	Johnson, James	f 9	14	1	2	3	5	4	11	15	2	22	2	3	2
13	McFarland, Chas	c 3	7	0	1	3	4	4	5	3	9	2	3	1	0
00	Teague, Jeff	g 8	12	2	4	12	14	0	4	3	30	4	1	0	1
42	Williams, L.D.	g 2	9	1	4	0	0	1	1	1	11	1	1	1	27
02	Clark, Gary	0	0	0	0	0	0	0	0	0	0	0	0	0	2
04	Hale, Harvey	1	3	0	2	0	0	0	3	3	2	0	0	0	9
10	Smith, Ishmael	3	10	0	2	0	0	1	2	3	4	6	3	2	0
44	Weaver, David	3	0	0	0	0	0	0	0	0	1	0	0	0	5
55	Woods, Tony	0	1	0	0	0	0	0	0	0	0	0	0	0	3
TEAM						2 2		4							
Totals		32 64		5 16		25 36		9 33		42		21 94		14 13 6 200	

TOTAL FG%	1st Half: 17-39 43.6%	2nd Half: 15-21 71.4%	Game: 50.9%	DEADBALL
3Pt FG%	1st Half: 2-7 28.6%	2nd Half: 3-3 100%	Game: 31.3%	REBOUNDS
F Throw %	1st Half: 9-11 81.8%	2nd Half: 16-25 64.0%	Game: 68.4%	5

HOME TEAM: BYU Cougars 11-2

#	Player	tot-fg		3-pt		rebounds		fta	ft	tp	a	to	blk	s	min
		fg	fga	fg	fga	ft	fta								
30	CUMMARD, Lee	f 6	20	0	4	5	7	2	6	8	3	17	3	0	1
45	TAVERNARI, J.	f 7	17	4	13	0	0	4	5	9	2	18	0	1	0
54	MILES, Chris	c 1	3	0	0	0	2	2	4	5	2	3	1	0	0
04	EMERY, Jackson	g 4	10	2	7	3	4	4	1	5	4	13	2	0	2
32	FREDETTE, Jimmer	g 9	17	3	6										



GAME #17
Brigham Young University
New Mexico
January 17, 2009
The Pit • Albuquerque, N.M. (15,277)

Table with columns: # Player, fg, 3-pt, rebounds, etc. Includes player stats for 45 TAVERNARI, J., 54 MILES, Chris, etc.

TOTAL FG%, 3Pt FG%, F Throw % summary table.

HOME TEAM: New Mexico 11-7, 2-1 MWC. Player stats for 30 MARTINEZ, Roman, 45 FARIS, Daniel, etc.

TOTAL FG%, 3Pt FG%, F Throw % summary table for New Mexico.

Officials: Randy McCall, Mike Scyphers, Jimmy Casas. Technical fouls: BYU-TAVERNARI, Jonathan. New Mexico-None.

Points in the paint-BYU 30,NM 22. Points off turnovers-BYU 6,NM 14. 2nd chance points-BYU 13,NM 13. Fast break points-BYU 8,NM 2.

GAME #18
Brigham Young University
UNLV
January 21, 2009
Marriott Center • Provo, Utah (12,853)

Table with columns: # Player, fg, 3-pt, rebounds, etc. Includes player stats for 33 WILLIS, TreVon, 45 DARGER, Joe, etc.

TOTAL FG%, 3Pt FG%, F Throw % summary table.

HOME TEAM: BYU Cougars 14-4, 2-2 MWC. Player stats for 30 CUMMARD, Lee, 45 TAVERNARI, J., etc.

TOTAL FG%, 3Pt FG%, F Throw % summary table for BYU Cougars.

Officials: Larry Spaulding, Kelly Self, Chris Rastatter. Technical fouls: UNLV-None. BYU Cougars-TEAM.

Points in the paint-LV 20,BY 32. Points off turnovers-LV 9,BY 13. 2nd chance points-LV 9,BY 9. Fast break points-LV 0,BY 8.

GAME #19
Brigham Young University
San Diego State
January 24, 2009
Marriott Center • Provo, Utah (13,871)

Table with columns: # Player, fg, 3-pt, rebounds, etc. Includes player stats for 03 WILLIAMS, Richie, 15 SPAIN, Kyle, etc.

TOTAL FG%, 3Pt FG%, F Throw % summary table.

HOME TEAM: BYU Cougars 15-4, 3-2 MWC. Player stats for 30 CUMMARD, Lee, 45 TAVERNARI, J., etc.

TOTAL FG%, 3Pt FG%, F Throw % summary table for BYU Cougars.

Officials: Mike Reed, Shawn Lehigh, Bobby McRoy. Technical fouls: San Diego State-None. BYU Cougars-None.

Points in the paint-SDSU 22,BY 24. Points off turnovers-SDSU 20,BY 12. 2nd chance points-SDSU 9,BY 11. Fast break points-SDSU 6,BY 2.

GAME #20
Brigham Young University
Utah
January 27, 2009
Huntsman Center • Salt Lake City, Utah (12,250)

Table with columns: # Player, fg, 3-pt, rebounds, etc. Includes player stats for 30 CUMMARD, Lee, 45 TAVERNARI, J., etc.

TOTAL FG%, 3Pt FG%, F Throw % summary table.

HOME TEAM: Utah 13-7, 4-2 MWC. Player stats for 14 TILLIE, Kim, 15 BROWN, Carlton, etc.

TOTAL FG%, 3Pt FG%, F Throw % summary table for Utah.

Officials: Vern Harris, Dick Cartmell, John Higgins. Technical fouls: Brigham Young-None. Utah-None.

Points in the paint-BY 26,UT 40. Points off turnovers-BY 25,UT 8. 2nd chance points-BY 9,UT 8. Fast break points-BY 7,UT 0.

GAME #21
Brigham Young University
Wyoming
January 31, 2009
Marriott Center • Provo, Utah (16,347)

Table with columns: # Player, fg, 3-pt, rebounds, etc. Includes player stats for 00 OGIRRI, Sean, 11 MUOJEKE, Afam, etc.

TOTAL FG%, 3Pt FG%, F Throw % summary table.

HOME TEAM: BYU Cougars 16-5, 4-3 MWC. Player stats for 30 CUMMARD, Lee, 45 TAVERNARI, J., etc.

TOTAL FG%, 3Pt FG%, F Throw % summary table for BYU Cougars.

Officials: Scott Thornley, Larry Spaulding, Martin Cota. Technical fouls: Wyoming-None. BYU Cougars-None.

Points in the paint-WY 12,BY 38. Points off turnovers-WY 13,BY 25. 2nd chance points-WY 2,BY 9. Fast break points-WY 4,BY 8.

GAME #22
Brigham Young University
Air Force
February 3, 2009
Clune Areen • Colorado Springs, Colo. (2,743)

Table with columns: # Player, fg, 3-pt, rebounds, etc. Includes player stats for 30 CUMMARD, Lee, 45 TAVERNARI, J., etc.

TOTAL FG%, 3Pt FG%, F Throw % summary table.

HOME TEAM: Air Force 9-12, 0-8 MWC. Player stats for 15 STEWART, Taylor, 31 HOLLAND, Matt, etc.

TOTAL FG%, 3Pt FG%, F Throw % summary table for Air Force.

Officials: Randy McCall, Bruce Hicks, Eddie Jackson. Technical fouls: BYU-None. Air Force-None.

Points in the paint-BY 16,AF 22. Points off turnovers-BY 11,AF 8. 2nd chance points-BY 7,AF 6. Fast break points-BY 2,AF 2.



GAME #23

Brigham Young University **94**
Colorado State **60**

February 11, 2009
Marriott Center • Provo, Utah (11,772)

VISITORS: Colorado State 8-16, 3-7 MWC

##	Player	tot-fg		3-pt		rebounds		a	to	blk	s	min		
		fg	fga	fga	fta	fta	fta						de	tot
13	McFARLAND, Andre	f	1	6	1	2	0	1	1	0	4	1	0	25
32	OGIDE, Andy	f	2	11	0	2	3	2	5	2	6	1	2	10
04	WALKER, Marcus	g	8	20	3	8	0	1	0	0	0	2	19	0
11	CARR, Jesse	g	4	10	1	4	0	0	1	1	9	3	4	0
43	GARDNER, Willis	g	3	6	1	5	5	0	3	3	3	12	1	2
01	FRANKLIN, Travis	g	1	3	0	3	5	2	0	4	5	0	1	11
12	NEON, Adam	g	0	2	0	2	0	0	2	2	0	2	0	3
20	PERRY, Harvey	g	1	6	1	3	0	0	3	3	0	2	0	22
40	DUNN, Arin	g	1	2	0	1	0	0	2	2	1	2	0	10
TEAM														
Totals			21	66	7	25	11	16	8	17	25	17	60	8

TOTAL FG%	1st Half: 10-31 32.3%	2nd Half: 11-35 31.4%	Game: 21.6%	DEADBALL
3-Pt. FG%	1st Half: 4-11 36.4%	2nd Half: 3-14 21.4%	Game: 28.0%	REBOUNDS
F Throw %	1st Half: 9-5 80.0%	2nd Half: 8-11 72.7%	Game: 88.8%	0

HOME TEAM: BYU Cougars 18-5, 6-3 MWC

##	Player	tot-fg		3-pt		rebounds		a	to	blk	s	min		
		fg	fga	fga	fta	fta	fta						de	tot
30	CUMMARD, Lee	f	6	9	0	2	2	2	0	5	5	3	14	4
45	TAVERNARI, J.	f	8	11	5	0	0	1	10	11	21	4	1	0
54	MILES, Chris	c	4	6	0	0	2	0	2	2	8	2	2	0
04	EMERY, Jackson	g	1	1	1	0	0	3	3	2	3	8	3	0
32	FREDETTE, Jimmer	g	5	10	2	4	3	3	0	3	1	15	4	2
01	ABOUBO, Charles	g	3	5	2	3	5	0	6	6	2	11	1	0
02	MORGAN, JR., Lamont	g	2	1	0	0	0	3	1	2	5	2	1	0
05	ROSE, Archie	g	1	1	0	0	0	0	0	2	1	0	0	4
15	ANDERSON, James	g	8	11	0	0	1	2	5	7	4	16	0	1
34	HARTSOCK, Noah	g	1	1	0	0	2	0	4	2	2	2	1	0
TEAM														
Totals			37	57	10	16	10	15	7	42	49	18	94	3

TOTAL FG%	1st Half: 21-28 75.0%	2nd Half: 16-28 57.1%	Game: 64.9%	DEADBALL
3-Pt. FG%	1st Half: 7-9 77.8%	2nd Half: 3-12 25.0%	Game: 42.5%	REBOUNDS
F Throw %	1st Half: 2-2 100%	2nd Half: 8-11 72.7%	Game: 68.7%	1

Officials: Bob Staffen, Mike Reed, Kevin Brill

Technical fouls: Colorado State-None. BYU Cougars-None.

Attendance: 11772

Score by Periods	1st	2nd	Total
Colorado State	27	33	60
BYU Cougars	51	43	94

Points in the paint-CS 20, BY 48. Points off turnovers-CS 12, BY 13.
2nd chance points-CS 7, BY 8. Fast break points-CS 2, BY 14.
Bench points-CS 10, BY 33. Score tied-0 times. Lead changed-2 times.
Last FG-CS 2nd-00:47, BY 2nd-03:11
Largest lead-CS by 1 1st-18:08, BY by 36 2nd-04:15.

GAME #24

Brigham Young University **79**
TCU **63**

February 14, 2009
Daniel-Meyer Coliseum • Fort Worth, Texas (4,807)

VISITORS: BYU Cougars 19-5, 7-3 MWC

##	Player	tot-fg		3-pt		rebounds		a	to	blk	s	min		
		fg	fga	fga	fta	fta	fta						de	tot
30	CUMMARD, Lee	f	6	10	2	2	10	10	5	1	24	2	2	35
54	MILES, Chris	c	3	4	0	0	2	3	1	2	3	4	8	3
04	EMERY, Jackson	g	2	3	2	3	0	1	1	2	6	1	1	0
32	FREDETTE, Jimmer	g	6	10	2	3	5	1	4	5	1	16	5	2
45	TAVERNARI, J.	g	13	25	1	1	0	6	6	5	19	0	1	29
01	ABOUBO, Charles	g	0	1	0	0	1	0	1	0	0	0	0	6
02	MORGAN, JR., Lamont	g	0	2	0	0	1	0	1	0	0	4	0	21
05	ROSE, Archie	g	0	0	0	0	0	0	0	1	2	0	2	0
15	ANDERSON, James	g	2	2	0	0	0	1	1	2	4	0	0	11
34	HARTSOCK, Noah	g	0	0	0	0	0	0	0	2	0	0	1	0
TEAM														
Totals			27	45	7	12	18	22	4	24	28	21	79	15

TOTAL FG%	1st Half: 16-20 80.0%	2nd Half: 11-22 50.0%	Game: 60.0%	DEADBALL
3-Pt. FG%	1st Half: 4-9 44.4%	2nd Half: 4-13 30.8%	Game: 35.3%	REBOUNDS
F Throw %	1st Half: 4-7 57.1%	2nd Half: 14-15 93.3%	Game: 81.0%	1

HOME TEAM: TCU 13-12, 4-7 MWC

##	Player	tot-fg		3-pt		rebounds		a	to	blk	s	min		
		fg	fga	fga	fta	fta	fta						de	tot
01	BULJIAN, Zvonko	f	5	12	1	3	2	2	8	10	2	13	2	31
32	LANGFORD, Kevin	f	5	10	1	1	8	3	0	3	3	19	1	32
05	MOSS, Rommie	g	3	11	0	2	1	2	0	0	0	7	1	0
13	RUIZGAS, Edwin	g	4	10	3	7	3	2	0	2	3	14	0	0
23	ROSE, Kavon	g	0	1	1	1	0	0	3	1	1	1	0	12
03	EBIE, Jason	g	0	0	0	0	0	1	0	1	0	2	1	0
22	MITCHEM, Keion	g	0	4	0	3	2	4	0	3	2	3	2	0
24	BUTLER, Kevin	g	3	5	0	1	1	2	1	3	5	7	0	2
TEAM														
Totals			20	53	5	18	18	23	11	16	27	20	63	10

TOTAL FG%	1st Half: 9-28 32.1%	2nd Half: 11-25 44.0%	Game: 37.7%	DEADBALL
3-Pt. FG%	1st Half: 3-9 33.3%	2nd Half: 4-9 44.4%	Game: 27.6%	REBOUNDS
F Throw %	1st Half: 5-6 83.3%	2nd Half: 13-17 76.5%	Game: 78.3%	31

Officials: Eddie Jackson, Bill Kennedy, Chris Rastatter

Technical fouls: BYU Cougars-None. TCU-None.

Attendance: 4807

Score by Periods	1st	2nd	Total
BYU Cougars	40	39	79
TCU	26	37	63

Points in the paint-BY 26, TCU 26. Points off turnovers-BY 19, TCU 21.
2nd chance points-BY 7, TCU 17. Fast break points-BY 5, TCU 4.
Bench points-BY 6, TCU 9. Score tied-0 times. Lead changed-2 times.
Last FG-BY 2nd-03:52, TCU 2nd-00:35.
Largest lead-BY by 22 2nd-03:16, TCU by 4 1st-15:34.

GAME #25

Brigham Young University **73**
New Mexico **62**

February 17, 2009
Marriott Center • Provo, Utah (12,911)

VISITORS: New Mexico 16-10, 7-4 MWC

##	Player	tot-fg		3-pt		rebounds		a	to	blk	s	min		
		fg	fga	fga	fta	fta	fta						de	tot
30	MARTINEZ, Roman	f	1	6	1	6	0	0	4	5	9	4	3	1
32	DANRIDGE, Tony	f	6	12	1	4	5	0	2	2	3	17	2	3
53	FARIS, Daniel	f	7	13	0	2	5	0	10	1	16	0	3	34
05	GARY, Dairese	g	4	6	3	3	4	0	2	2	4	15	1	2
23	MCDONALD, Phillip	g	0	2	0	1	2	0	2	2	2	1	0	14
01	HARDENMAN, A.J.	g	0	0	0	0	0	1	1	1	0	0	0	3
02	WILLS, Jonathan	g	0	1	0	0	0	1	1	0	1	0	0	7
11	GARTH, Nate	g	1	3	1	2	0	0	1	1	2	3	2	0
15	BROWN, Will	g	0	1	0	0	0	1	1	2	3	0	0	1
33	TOPPERT, Chad	g	2	8	1	7	2	4	0	3	3	1	7	4
TEAM														
Totals			21	52	7	21	13	22	6	29	35	21	62	11

TOTAL FG%	1st Half: 11-20 55.0%	2nd Half: 10-24 41.7%	Game: 40.4%	DEADBALL
3-Pt. FG%	1st Half: 4-8 50.0%	2nd Half: 5-13 38.5%	Game: 33.3%	REBOUNDS
F Throw %	1st Half: 4-6 66.7%	2nd Half: 11-18 61.1%	Game: 58.1%	5

HOME TEAM: BYU Cougars 20-5, 8-3 MWC

##	Player	tot-fg		3-pt		rebounds		a	to	blk	s	min		
		fg	fga	fga	fta	fta	fta						de	tot
30	CUMMARD, Lee	f	4	14	1	6	4	1	5	6	2	13	5	0
45	TAVERNARI, J.	f	9	17	3	5	1	3	0	7	7	2	22	1
54	MILES, Chris	c	1	5	0	0	3	4	2	2	4	5	2	1
04	EMERY, Jackson	g	7	9	3	2	2	1	5	6	3	19	2	0
32	FREDETTE, Jimmer	g	5	13	0	3	0	2	0	6	6	2	10	6
01	ABOUBO, Charles	g	1	2	0	1	2	0	1	1	3	0	1	0
02	MORGAN, JR., Lamont	g	0	1	0	0	0	0	0	3	0	2	0	0
15	ANDERSON, James	g	0	2	0	0	1	2	0	1	5	1	2	0
34	HARTSOCK, Noah	g	0	1	0	0	0	2	1	3	1	0	0	1
TEAM														
Totals			27	64	7	17	12	19						



GAME #29

Brigham Young University Wyoming

78 68

March 4, 2009 Arena-Auditorium • Laramie, Wyoming (6,749)

VISITORS: BYU 23-6, 11-4 MWC

Box score table for Game #29 showing player stats for BYU and Wyoming.

Summary statistics for Game #29 including totals, percentages, and foul percentages.

HOME TEAM: Wyoming Cowboys 18-11, 7-8 MWC

Box score table for Game #29 showing player stats for Wyoming.

Summary statistics for Game #29 including totals, percentages, and foul percentages.

Officials: Verne Harris, Rick Batsell and Shawn Lehigh

Technical fouls: BYU-None, Wyoming-Cowboys-TEAM.

Attendance: 6749

Score by Periods

BYU 35 43 78

Wyoming Cowboys 40 28 68

Points in the paint-BY 24, WY 28. Points off turnovers-BY 12, WY 12. 2nd chance points-BY 12, WY 2. Fast break points-BY 4, WY 8.

Bench points-BY 11, WY 3. Score tied-7 times. Lead changed-10 times.

Last FG-BY 2nd-00:35, WY 2nd-00:20.

Largest lead-BY by 11 2nd-00:43, WY by 10 1st-05:56.

GAME #30

Brigham Young University Air Force

54 49

March 7, 2009 Marriott Center • Provo, Utah (22,700)

VISITORS: Air Force 9-20, 0-16 MWC

Box score table for Game #30 showing player stats for BYU and Air Force.

Summary statistics for Game #30 including totals, percentages, and foul percentages.

HOME TEAM: BYU Cougars 24-6, 12-4 MWC

Box score table for Game #30 showing player stats for BYU.

Summary statistics for Game #30 including totals, percentages, and foul percentages.

Officials: Stanley Reynolds, Bobby Vetterkoetter, Bobby Jacobs

Technical fouls: Air Force-None, BYU Cougars-None.

Attendance: 22700

Score by Periods

Air Force 25 24 49

BYU Cougars 22 32 54

Points in the paint-AF 14, BY 20. Points off turnovers-AF 16, BY 22. 2nd chance points-AF 0, BY 4. Fast break points-AF 6, BY 8.

Bench points-AF 30, BY 2. Score tied-7 times. Lead changed-9 times.

Last FG-AF 2nd-00:06, BY 2nd-02:03.

Largest lead-AF by 8 1st-13:51, BY by 7 2nd-00:09.

GAME #31

No. 25 Brigham Young University Air Force

80 69

March 12, 2009 • MWC Championship Quarterfinals Thomas & Mack Center • Las Vegas, Nev. (10,856)

VISITORS: Air Force 10-21, 0-16 MWC

Box score table for Game #31 showing player stats for BYU and Air Force.

Summary statistics for Game #31 including totals, percentages, and foul percentages.

HOME TEAM: BYU Cougars 25-6, 12-4 MWC

Box score table for Game #31 showing player stats for BYU.

Summary statistics for Game #31 including totals, percentages, and foul percentages.

Officials: Verne Harris, Michael Irving, Martin Cota

Technical fouls: Air Force-None, BYU-None.

Attendance: 10856

Score by Periods

Air Force 41 28 69

BYU 38 42 80

2009 Mountain West Conference Quarterfinals

Points in the paint-AF 20, BY 14. Points off turnovers-AF 10, BY 11.

2nd chance points-AF 9, BY 20. Fast break points-AF 0, BY 2.

Bench points-AF 32, BY 9. Score tied-10 times. Lead changed-10 times.

Last FG-AF 2nd-00:46, BY 2nd-02:56.

Largest lead-AF by 7 1st-11:34, BY by 11 2nd-00:53.

GAME #32

No. 25 Brigham Young University San Diego State

63 54

March 13, 2009 • MWC Championship Semifinals Thomas & Mack Center • Las Vegas, Nev. (11,629)

VISITORS: San Diego State 23-8

Box score table for Game #32 showing player stats for BYU and San Diego State.

Summary statistics for Game #32 including totals, percentages, and foul percentages.

HOME TEAM: BYU Cougars 25-7

Box score table for Game #32 showing player stats for BYU.

Summary statistics for Game #32 including totals, percentages, and foul percentages.

Officials: Verne Harris, Bob Staffen, Shawn Lehigh

Technical fouls: San Diego State-None, BYU-EMERY, Jackson.

Attendance: 11629

Score by Periods

San Diego State 31 33 64

BYU 28 34 62

2009 Mountain West Conference Semifinal

Points in the paint-SD 24, BY 28. Points off turnovers-SD 9, BY 13.

2nd chance points-SD 20, BY 10. Fast break points-SD 2, BY 2.

Bench points-SD 9, BY 17. Score tied-8 times. Lead changed-9 times.

Last FG-SD 2nd-00:26, BY 2nd-00:03.

Largest lead-SD by 8 2nd-16:53, BY by 4 1st-18:03.

GAME #33

Brigham Young University Texas A&M

66 79

March 19, 2009 • NCAA Championship • First Round Wachovia Center • Philadelphia, PA (18,322)

VISITORS: Texas A&M 24-9

Box score table for Game #33 showing player stats for BYU and Texas A&M.

Summary statistics for Game #33 including totals, percentages, and foul percentages.

HOME TEAM: BYU Cougars 25-8

Box score table for Game #33 showing player stats for BYU.

Summary statistics for Game #33 including totals, percentages, and foul percentages.

Officials: Mike Wood, Patrick Evans, Raymond Styons

Technical fouls: Texas A&M-None, Brigham Young-None.

Attendance: 18322

Score by Periods

Texas A&M 42 37 79

Brigham Young 30 36 66

2009 NCAA Tournament First Round


Points in the paint-Texas 42, BY 30. Points off turnovers-Texas 11, BY 11.

2nd chance points-Texas 14, BY 10. Fast break points-Texas 1, BY 2.

Bench points-Texas 16, BY 17. Score tied-8 times. Lead changed-9 times.

Last FG-Texas 2nd-00:26, BY 2nd-00:03.

Largest lead-Texas by 8 2nd-16:53, BY by 4 1st-18:03.



Freshman Noah Hartssock had 17 points, nine rebounds and three blocks off the bench for BYU in the final two games of the 2008-09 season.



GUARD
6-7 • 190
MESA, ARIZ.
(MESA HS)

LEE CUMMARD

BYU CAREER CAPSULE: A 6-7, 190-pound native of Mesa, Ariz., is a three-time all-Mountain West Conference player who was a first-team selection in 2007-08 (15.8 ppg and 6.3 rpg) and 2008-09 (16.8 ppg and 6.2 rpg). He was also the MWC Co-Player of the Year and earned Associated Press All-America honorable mention honors in 2008 and FOXSports.com All-America Fourth Team honors in 2009. Cumnard concluded his career 10th all-time on BYU's career scoring list (1,569 points—12.0 ppg) and added 686 rebounds (5.2 rpg), 372 assists (2.8 apg), 106 blocks and 129 steals (6th all-time at BYU). He is the program's all-time iron man, holding school records for consecutive games played and total games played (131).

In his four years Cumnard helped lead the Cougars to a tie for second in the MWC his freshman year in 2006, outright conference titles in 2007 and 2008 and a share of the title in 2009. The streak marked the first time BYU won three-straight conference titles since 1932-34. The multi-tooled guard led the Cougars to four-straight postseason appearances, including a trip to the NIT in 2006 and three-straight NCAA Tournament appearances from 2007-09. BYU also earned a spot in the top 25 in Cumnard's final three seasons, the first time the Cougars have been ranked in three-consecutive seasons since 1979-80, 1980-81 and 1981-82. Cumnard also earned all-district honors in his last two seasons from the NABC and USBWA.

CAREER HIGHS

- POINTS: 36 vs. LBSU (2008)
- FG MADE: 13 vs. LBSU (2008)
- FG ATT: 20 vs. Wake Forest (2009)
- FG %: .923 (12-13) at Weber State (2008)
- 3FG MADE: 5 vs. Lamar (2007)
- 3FG ATT: 7 vs. Lamar (2007)
- 3FG %: 1.000 (3-3) at Utah (2009)
- FT MADE: 10 vs. Colorado St. (2007), at TCU (2009), vs. AFA (2009)
- FT ATT: 10 vs. Colorado St. (2007), at Tulsa (2008), at TCU (2009), vs. AFA (2009)
- FT %: 1.000 (10-10) vs. CSU (2007), at TCU (2009), vs. AFA (2009)
- REB: 13 at UNLV (MWC Final) (2007)
- ASSISTS: 8 vs. SUU, Lamar (2007)
- BLOCKS: 4 vs. Pepperdine (2007), vs. LBSU (2008)
- STEALS: 5 vs. SUU (2008), vs. UNLV (2007)
- MINUTES: 41 at Utah (2009)

LEE CUMMARD BYU CAREER TOTALS

YEAR	GP	GS	MIN	AVG	FG	FGA	PCT	3FG	FGA	PCT	FT	FTA	PCT	OFF	DEF	TOT	AVG	PF	FO	A	AVG	TO	BLK	STL	PTS	AVG
2005-06	29	14	430	14.8	50	110	.455	17	43	.395	26	34	.765	23	45	68	2.3	58	0	45	1.6	31	12	16	143	4.9
2006-07	34	34	990	29.1	114	206	.553	40	92	.435	50	63	.794	63	128	191	5.6	103	3	93	2.7	49	29	50	318	9.4
2007-08	35	35	1101	31.5	198	348	.569	60	127	.472	96	112	.857	69	153	222	6.3	93	6	123	3.5	79	35	33	552	15.8
2008-09	33	33	1081	32.8	199	385	.517	36	93	.387	122	140	.871	47	158	205	6.2	82	2	111	3.4	54	30	30	556	16.8
TOTAL	131	116	3602	27.5	561	1049	.535	153	355	.431	294	349	.842	202	484	686	5.2	336	11	372	2.8	213	106	129	1569	12.0

Lee Cumnard's career was one of the most successful in BYU history. He holds the record for most games played (131) and led the Cougars to three consecutive MWC championships and three consecutive NCAA tournaments invitations in his final three seasons.





GAVIN MACGREGOR



FORWARD/CENTER
6-10, 240
RIDGECREST, CALIF.
(BURROUGHS HS)

CAREER HIGHS

POINTS: 11 at UNM (2009)
FG MADE: 5 at UNM (2009)
FG ATT: 8 at CSU (2009)
FG%: 1.000 (5-5) at UNM (2009)
FT MADE: 4 vs. Arizona State (2008)
FT ATT: 4 vs. Utah State (2008), vs. Arizona State (2008)
FT %: 1.000 (4-4) vs. Arizona State (2008)
REB: 7 at UNM (2009)
ASSISTS: 1 vs. SJSU (2007), Rice (2008),
vs. Utah State (2008).
STEALS: 1 vs. SJSU, at Utah (2007), vs. Utah State (2008),
vs. Wake Forest (2009)
BLOCKS: 2 vs. SJSU, vs. Portland, TCU (2007),
vs. Utah State (2008)
MINUTES: 21 vs. Wake Forest

BYU CAREER CAPSULE: Gavin MacGregor is a 6-10, 240-pound center who played in 30 career games over two seasons with the Cougars. After joining the team as a walk-on, MacGregor played in 11 games his first season in 2006-07 and shot 60.0 percent from the field. He came up big in BYU's win at Utah that season, posting four points, two rebounds and one steal in 10 minutes. MacGregor was forced to

sit out the 2007-08 season due to an injury but returned in 2008-09 for his senior season. His biggest game came at New Mexico when he posted career highs of 11 points and seven rebounds. MacGregor played in 19 games in 2008-09 and averaged 2.1 points and 1.7 rebounds while shooting 65.4 percent from the field, before suffering a season-ending foot injury.

GAVIN MACGREGOR BYU CAREER TOTALS

YEAR	GP	GS	MIN	AVG	FG	FGA	PCT	3FG	FGA	PCT	FT	FTA	PCT	OFF	DEF	TOT	AVG	PF	FO	A	AVG	TO	BLK	STL	PTS	AVG
2006-07	11	0	46	4.2	6	10	.600	0	0	.000	1	2	.500	4	2	6	0.5	8	0	1	0.1	1	5	2	13	1.2
2008-09	19	0	187	9.8	17	26	.654	0	0	.000	16	28	.567	17	27	44	2.3	39	2	2	0.1	7	4	2	50	2.6
TOTAL	30	0	233	7.8	23	36	.639	0	0	.000	17	30	.567	21	29	50	1.7	47	2	3	0.1	8	9	4	63	2.1

CAREER HIGHS

POINTS: 11 vs. WOU (2009)
FG MADE: 2 vs. WOU (2009)
FG ATT: 4 vs. LMU (2008), vs. Western Oregon (2009)
FG %: .500 (2-4) vs. WOU (2009)
3FG MADE: 1 vs. SUU (2008), vs. Arizona State (2008), vs. Western Oregon (2009)
3FG ATT: 2 vs. LMU (2008)
3FG %: --
FT MADE: 6 vs. WOU (2009), vs. TCU (2009)
FT ATT: 6 vs. Portland (2008), vs. WOU (2009), vs. TCU (2009)
FT %: 1.000 (6-6) vs. WOU (2009), vs. TCU (2009)
REB: 6 at Weber State (2008)
ASSISTS: 2 at LBSU (2008)
BLOCKS: 1 (five times)
MINUTES: 18 vs. TCU (2009)

BYU CAREER CAPSULE: A 6-5, 210-pound guard/forward, Rose transferred to BYU after stints at Northeastern Colorado Junior College and Lee College, where he helped his team advance to the final 16 of the NJCAA Tournament. In his junior season Rose played in 20 games and shot 41.2 percent from the field. As a senior

Rose appeared in 17 games and averaged 2.4 points and 1.9 rebounds while shooting 83.3 percent from the free throw line. One of his best games came against nationally ranked Arizona State when he had six points and five rebounds.


ARCHIE ROSE



GUARD/FORWARD
6-5 • 210
NASSAU, BAHAMAS
(LEE COLLEGE)

ARCHIE ROSE BYU CAREER TOTALS

YEAR	GP	GS	MIN	AVG	FG	FGA	PCT	3FG	FGA	PCT	FT	FTA	PCT	OFF	DEF	TOT	AVG	PF	FO	A	AVG	TO	BLK	STL	PTS	AVG
2007-08	20	0	73	3.7	7	17	.412	1	8	.125	2	9	.222	3	12	15	0.8	15	0	7	0.4	12	1	3	17	0.9
2008-09	17	0	121	7.1	7	24	.292	2	6	.333	25	30	.833	12	20	32	1.9	17	0	3	0.2	10	0	2	41	2.4
TOTAL	37	0	194	5.2	14	41	.341	3	14	.214	27	39	.692	15	32	47	1.3	32	0	10	0.3	22	1	5	58	1.6



HOME SWEET HOME

22,700 SEAT ARENA IS THIRD-LARGEST ON-CAMPUS ARENA IN THE NATION

School record 53-game home winning streak from 2005-2008

433-118 Marriott Center record, a .786 winning percentage

Top-25 average attendance in 34 of the last 38 seasons

16,077 annual attendance average in 38 seasons in the Marriott Center

138-14 home record over the last 10 seasons



TOURNAMENT		ALL AMERICANS	
Year	Record	Year	Record
2008	11-1	2008	10-0
2007	11-1	2007	10-0
2006	11-1	2006	10-0
2005	11-1	2005	10-0
2004	11-1	2004	10-0
2003	11-1	2003	10-0
2002	11-1	2002	10-0
2001	11-1	2001	10-0
2000	11-1	2000	10-0
1999	11-1	1999	10-0
1998	11-1	1998	10-0
1997	11-1	1997	10-0
1996	11-1	1996	10-0
1995	11-1	1995	10-0
1994	11-1	1994	10-0
1993	11-1	1993	10-0
1992	11-1	1992	10-0
1991	11-1	1991	10-0
1990	11-1	1990	10-0
1989	11-1	1989	10-0
1988	11-1	1988	10-0
1987	11-1	1987	10-0
1986	11-1	1986	10-0
1985	11-1	1985	10-0
1984	11-1	1984	10-0
1983	11-1	1983	10-0
1982	11-1	1982	10-0
1981	11-1	1981	10-0
1980	11-1	1980	10-0
1979	11-1	1979	10-0
1978	11-1	1978	10-0
1977	11-1	1977	10-0
1976	11-1	1976	10-0
1975	11-1	1975	10-0
1974	11-1	1974	10-0
1973	11-1	1973	10-0
1972	11-1	1972	10-0
1971	11-1	1971	10-0
1970	11-1	1970	10-0
1969	11-1	1969	10-0
1968	11-1	1968	10-0
1967	11-1	1967	10-0
1966	11-1	1966	10-0
1965	11-1	1965	10-0
1964	11-1	1964	10-0
1963	11-1	1963	10-0
1962	11-1	1962	10-0
1961	11-1	1961	10-0
1960	11-1	1960	10-0
1959	11-1	1959	10-0
1958	11-1	1958	10-0
1957	11-1	1957	10-0
1956	11-1	1956	10-0
1955	11-1	1955	10-0
1954	11-1	1954	10-0
1953	11-1	1953	10-0
1952	11-1	1952	10-0
1951	11-1	1951	10-0
1950	11-1	1950	10-0
1949	11-1	1949	10-0
1948	11-1	1948	10-0
1947	11-1	1947	10-0
1946	11-1	1946	10-0
1945	11-1	1945	10-0
1944	11-1	1944	10-0
1943	11-1	1943	10-0
1942	11-1	1942	10-0
1941	11-1	1941	10-0
1940	11-1	1940	10-0
1939	11-1	1939	10-0
1938	11-1	1938	10-0
1937	11-1	1937	10-0
1936	11-1	1936	10-0
1935	11-1	1935	10-0
1934	11-1	1934	10-0
1933	11-1	1933	10-0
1932	11-1	1932	10-0
1931	11-1	1931	10-0
1930	11-1	1930	10-0
1929	11-1	1929	10-0
1928	11-1	1928	10-0
1927	11-1	1927	10-0
1926	11-1	1926	10-0
1925	11-1	1925	10-0
1924	11-1	1924	10-0
1923	11-1	1923	10-0
1922	11-1	1922	10-0
1921	11-1	1921	10-0
1920	11-1	1920	10-0
1919	11-1	1919	10-0
1918	11-1	1918	10-0
1917	11-1	1917	10-0
1916	11-1	1916	10-0
1915	11-1	1915	10-0
1914	11-1	1914	10-0
1913	11-1	1913	10-0
1912	11-1	1912	10-0
1911	11-1	1911	10-0
1910	11-1	1910	10-0
1909	11-1	1909	10-0
1908	11-1	1908	10-0
1907	11-1	1907	10-0
1906	11-1	1906	10-0
1905	11-1	1905	10-0
1904	11-1	1904	10-0
1903	11-1	1903	10-0
1902	11-1	1902	10-0
1901	11-1	1901	10-0
1900	11-1	1900	10-0





MEDIA CREDENTIALS

Credential access to BYU events are for working members of the media only. Working media wishing to cover BYU must submit a request for credentials to Kyle Chilton of the BYU Athletic Communications office. Season credentials will be provided at BYU's discretion to media members who regularly cover BYU. Single-game credential requests should be made preferably three days prior to the game. Any requests received later than noon the day before the game will not be accepted. Daily newspapers, wire services, live television and radio broadcasts and television stations reporting for nightly news will be given priority. Fan-based Internet sites that allow chat rooms or message boards with anonymous postings will not be credentialed. To be considered for credentials, Internet sites must have a proven history of professional journalistic conduct and meet all criteria and standards required of other media members. Media credentials are property of BYU and can be denied or revoked at any time at the discretion of BYU. Credentials must be surrendered upon request.



WWW.BYUCOUGARS.COM

- OFFICIAL SOURCE FOR BYU BASKETBALL
- UP-TO-THE-MINUTE INFORMATION
- UPDATED STATISTICS, BOX SCORES
- GAME NOTES, BIOS
- NEWS RELEASES
- FEATURE STORIES
- VIDEO HIGHLIGHTS, INTERVIEWS
- BROADCAST INFORMATION, WEBCASTS



MEDIA SERVICES

Game notes with updated statistics are available on BYUCougars.com and will be distributed via email. Contact Kyle Chilton to be added to the media email list. BYU and opponent game notes and media guides, the Mountain West Conference release, a roster sheet and the official game program are provided to the media on site at each game. Official game statistics are distributed at halftime and at the conclusion of the game, along with postgame notes and quotes. Stats monitors are provided for live radio and television broadcasters. Live broadcasters will also receive a statistics printout during timeouts throughout the game. Visiting radio broadcast lines (ISDN and analog) are provided. During games, wireless Internet is available on the pressrow and in the pressroom (adjacent to the court out the southwest portal). Several analog lines are also available in the pressroom. Toll-free long distance or credit-card calls can be made from these telephones.

ATTENDING PRACTICES/MEDIA AVAILABILITY

BYU players and coaches will be availability for interviews during scheduled media days each week. Kyle Chilton will send a notice each week regarding the media availability that week. Typically, the team will be available for interviews after practice on Mondays and Thursdays as well as after games on Wednesdays and Saturdays. Members of the media are welcome to attend practice on the other two non-game days (typically Tuesdays and Fridays), but the team will not be available for interviews. If you plan on attending practice, please notify Kyle Chilton. Media and fans attending practice must observe practice from the concourse level. If arriving at the end of practice for interviews, go to the pressroom and a member of the media relations staff will assist you. With prior notification, rights-holding media partners preparing for a live broadcast can observe practice courtside. B-roll or still photos can be shot with approval during the final 10 minutes of practice. Practices typically end at 5 p.m., but please refer to the weekly availability notices as this is subject to change.

PHOTOGRAPHY

Photography credentials will be issued only to photographers and television camera operators on assignment by a credentialed newsgathering organization. Floor-space limitations in the Marriott Center are considered when issuing credentials. Freelance photographers not on assignment and amateur photographers will not be credentialed. Credential requests must be made by the appropriate editor/director from the news organization seeking access for a specific newsgathering assignment. Any video, photos or images obtained at BYU are to be used for that organization's news coverage only. The use of video, photos or images shot at BYU for commercial purposes of any kind is strictly prohibited without prior written consent from BYU Athletics and BYU Licensing. Photographers are provided Ethernet access in the back area of the working pressroom. If attending practices, B-roll or still photos can be shot with approval during the final 10 minutes of practice.

MEDIA INTERVIEWS

All interviews must be scheduled through the BYU Athletic Communications office. Contact Kyle Chilton at 801-422-4909. Interviews must be scheduled at least 24 hours in advance. Special requests regarding legitimate breaking news will be accommodated where possible. While school is in session, player interviews will not be conducted until after practice. On the day of a game, no interviews will be conducted with players or coaches until after the game. Live television and radio broadcasting entities are encouraged to record any interviews needed for their broadcasts the day before the game.

FEATURE INTERVIEWS

Special interview requests or extended feature interviews must be arranged in advance through the Athletic Communications office. Requests should be made well in advance of deadlines so appropriate arrangements can be made to meet the schedule demands of everyone involved.

POSTGAME INTERVIEWS

After home games in the Marriott Center, Coach Rose and BYU players will speak to the media in the interview room located across from the pressroom. Interviews with the visiting team are conducted at each team's discretion but typically take place outside the visiting team's locker room located directly across the hall from the pressroom. A typed quote sheet with postgame remarks from both head coaches will be provided to the media along with any postgame notes. After road games, Coach Rose and BYU players will participate in postgame interviews outside the BYU locker room unless arranged otherwise by the host team/tournament.

WEEKLY MWC TELECONFERENCE

Coach Rose will participate in a weekly Mountain West Conference Coaches Teleconference each Monday morning at 10 a.m. MST during the conference season. Out-of-town media are encouraged to participate in the weekly teleconferences to obtain comments from Coach Rose about each week's happenings. When needed, telephone interviews must be arranged through the Athletic Communications office.

LOCATION AND PARKING

The Marriott Center is located on the BYU campus at the corner of 450 East and University Parkway (1650 North) in Provo. See directions on page 206. Permit-only parking is available to the media in Lot #1, immediately north of the Marriott Center. Parking passes must be requested with credentials in advance. Additional free parking without permit is available across the street, northwest of the Marriott Center. To reach the pressroom, use the north entrance (ticket office) of the Marriott Center. Take the elevator down to the first level and follow the hallway to the right. The pressroom is located at the second portal on the southwest corner.



TELEVISION BROADCASTS

On Aug. 26, 2004, College Sports Television (CSTV) and the Mountain West Conference announced a partnership. The agreement was the first NCAA Division I-A football and men's basketball conference wide deal for CSTV, which is the 24-hour college sports network owned by CBS Corporation.

In the fall of 2006, CSTV Networks and the Mountain West Conference kicked off an unprecedented 14-year relationship to offer the most in-depth coverage ever centered around one Division I-A conference. The centerpiece of this historic relationship was the launch of The Mtn. ("The Mountain")—MountainWest Sports Network—the first-ever sports network serving a collegiate athletic conference 24 hours a day, 7 days a week. On July 19, 2006, Comcast was named an equity partner in The Mtn. The Mtn. provides access to MWC sports and brings fans coverage of the teams, rivalries and action of the MWC. The Mtn. not only broadcasts live games but also airs a variety of studio shows, including pre and postgame shows, which break down MWC games, look ahead to the big games on the horizon and feature extensive game highlights.

RADIO BROADCASTS

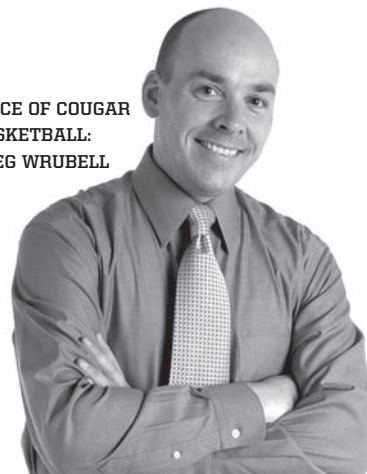
The longtime radio home of BYU Cougar basketball is 50,000-watt KSL Newsradio 1160 AM in Salt Lake City, which is also broadcast on 102.7 FM in Utah and streamed worldwide via the Internet at KSL.com. KSL's Greg Wrubell returns for his 14th season as the play-by-play voice of BYU basketball.

A 1990 BYU graduate, Wrubell also became the voice of BYU football in 2001 and has been a member of KSL's Cougar football broadcast team for the past 18 seasons. Joining Wrubell as game analyst in his 13th season is Mark Durrant, a four-year BYU basketball letterman who graduated in 1995 as a three-time Academic All-WAC forward. Durrant held the Cougar record for consecutive games played, appearing in all 128 contests during his collegiate career, until Lee Cummond broke the record in 2009 by playing in 131 career games. Former BYU player and assistant coach Andy Toolson begins his third season as a game analyst for select Cougar contests in 2008-09. After graduating from BYU in 1990, the four-year letterman played 11 years professionally in Europe and the NBA before returning to his alma mater as an assistant coach for four seasons under Steve Cleveland. An Academic All-American, his 1,388 career points ranks 13th all-time at BYU.

KSL Newsradio (102.7 FM and 1160 AM) broadcasts each Cougar home and away game beginning with a pregame show one hour before tipoff. KSL's postgame show features game analysis and interviews with a BYU player and coach.

KSL NEWSRADIO
102.7_{FM} 1160_{AM}

**VOICE OF COUGAR BASKETBALL:
GREG WRUBELL**



THE COUGAR DIRECTORY

**BASKETBALL COACHING
STAFF/SUPPORT**

Area code – 801

- Dave Rose 422-3612
- Fax 422-5965
- Dave Rice 422-6190
- John Wardenburg 422-1621
- Terry Nashif 422-6189
- Tim LaComb-Dir. of Bball Operations . . 422-5040

- Kyle Chilton-Media Relations 422-4909
- Chad Bunn-Video Coordinator 422-6199
- Justin McClure-Strength & Condition. . 422-1769
- Robert Ramos-Basketball Trainer 422-5142
- Steve Bushman-Equipment Manager. . 422-5301
- Zeffie Nelson-Basketball Secretary. . . 422-3612

ADMINISTRATION

- Tom Holmoe-Athletics Director 422-7649
- Kevin Worthen-Advancement VP. 422-2640
- Brian Santiago-Senior Associate AD . . 422-9059
- Tom Mullen-Associate AD 422-4476
- Janie Penfield-Associate AD/SWA 422-7306
- Duff Tittle-Associate AD 422-4910
- Dallin Moody-Associate AD 422-2098
- Chad Gwilliam-Compliance Director . . 422-1875
- Dave Broberg-Creative Marketing 422-4907
- David Almodova-Athletic Marketing Dir. 422-3720
- Gaye Merrill-Head Trainer 422-4670
- Larry Duffin-Special Events Director . . 422-6022
- Clark Livsey-Ticket Manager. 422-60222

2009-10 BYU BASKETBALL GAMES CAN BE SEEN ON THE FOLLOWING NETWORKS:





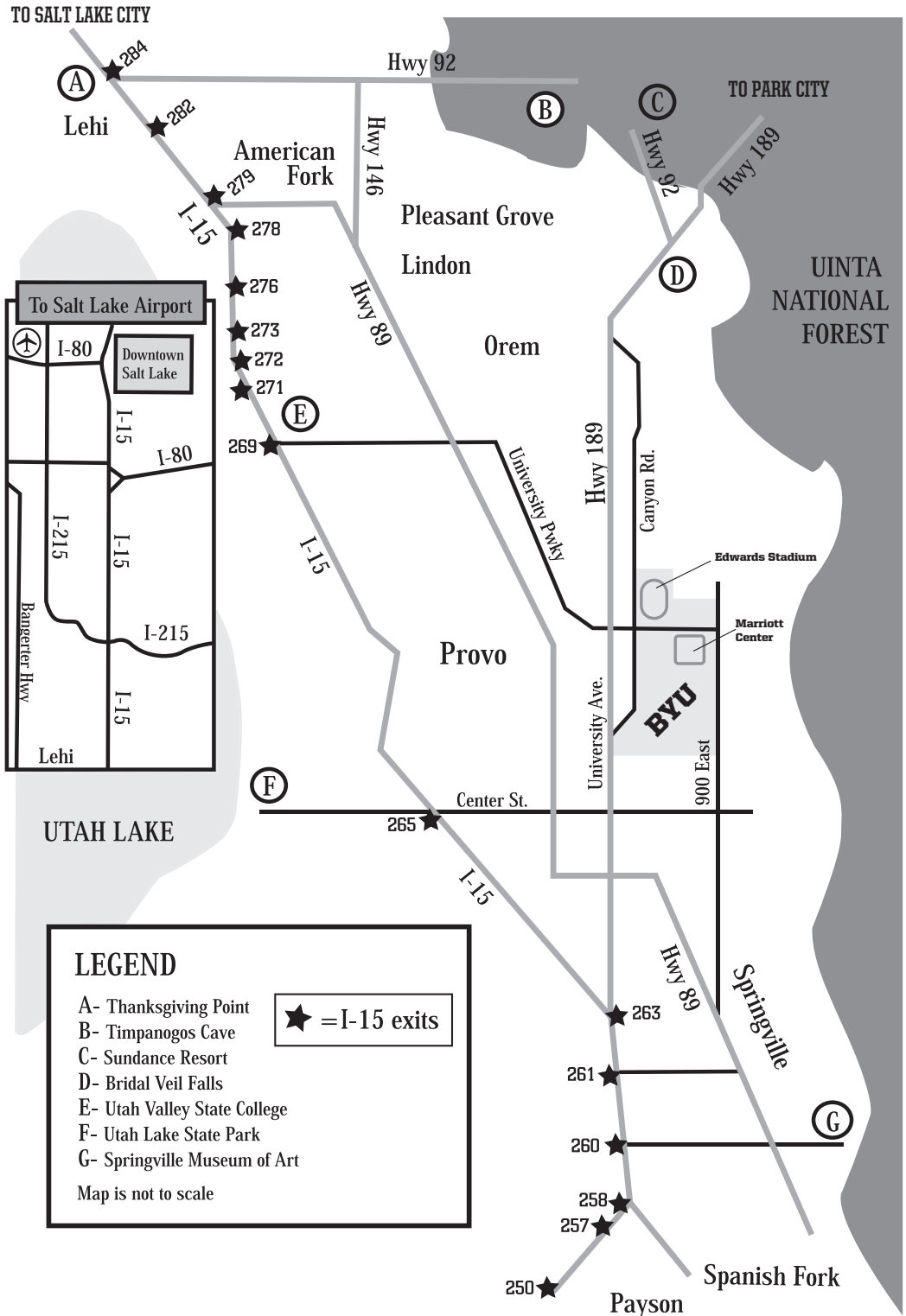
Just 44 miles north of Provo lies the major metropolitan area of Salt Lake City, home of the 2002 Olympic Games.



Just 45 minutes northeast of Provo, on Highway 189, lies the winter resort mecca of Park City – home of the Sundance Film Festival and many events during the 2002 Winter Olympics.



Provo is also a major gateway to six National Parks, seven National Monuments, two National Recreational areas, six National Forests and 44 State Parks.



Directions to the Marriott Center from Salt Lake International Airport: Leave airport and head east on I-80 towards Salt Lake City/Provo. Exit I-80 Southbound on I-215. Follow I-215 around belt route until I-15 exit. Take I-15 Southbound towards Provo. Follow I-15 until Orem University Parkway Exit #269. Exit on University Parkway and head east. Follow University Parkway past University Avenue in Provo until you reach the Marriott Center, just past LaVell Edwards Stadium (football) and Miller Park (baseball/softball complex).



BYU BASKETBALL LOCAL MEDIA CONTACTS

PRINT MEDIA

Daily Herald (a.m.)
Jason Franchuk, Darnell Dickson
P.O. Box 717
Provo, UT 84603
(801) 344-2557
(801) 344-2985 - Fax

Deseret Morning News (a.m.)
Dick Harmon, Jim Rayburn
30 East 100 South
Salt Lake City, UT 84111
(801) 437-7611
(801) 437-7624 - Fax

Salt Lake Tribune (a.m.)
Jay Drew, Gordon Monson
90 S. 400 West, Suite 700
Salt Lake City, UT 84101
(801) 257-8900
(801) 257-8950 - Fax

Standard Examiner (a.m.)
Brady Bingham
P.O. Box 951
Ogden, UT 84402
(801) 625-4267
(801) 625-4499 - Fax

BYU Daily Universe (a.m.)
Sports Editor
152 BRMB
Provo, UT 84602
(801) 422-2957
(801) 422-0177 - Fax

RADIO

KSL Newsradio
102.7FM/1160 AM
Greg Wrubell, Play-by-Play
P.O. Box 1160
Salt Lake City, UT 84110
(801) 575-5535
(801) 575-5536 - Fax

KFNZ Radio 1320 AM
434 Bearcat Drive
Salt Lake City, UT 84115
(801) 464-8593
(801) 485-6611 - Fax

KZNS Radio 1280 AM
Trolley Corners Building
515 South 700 East
Salt Lake City, UT 84115
(801) 524-2600
(801) 933-4713 - Fax

KALL Radio 700 AM
Trolley Corners Building
515 South 700 East
Salt Lake City, UT 84115
(801) 524-2600
(801) 933-4713 - Fax

TELEVISION

KSL-TV (NBC)
Tom Kirkland, Rod Zundel,
Kathy Aiken, Jeremiah Jensen
Broadcast House
5 Triad Center
Salt Lake City, UT 84110
(801) 575-5535
(801) 575-5536 - Fax

KTVX (ABC)
Wesley Ruff, Kent Rupe
Dana Greene
2175 West 1700 South
Salt Lake City, Utah 84104
(801) 975-4428
(801) 973-4176 - Fax

KUTV (CBS)
Creighton McEwen, David James,
Dan Sheldon
299 S. Main St. Suite 150
Salt Lake City, UT 84111
(801) 973-3327
(801) 973-3349 - Fax

KSTU-TV (FOX)
Rick Aaron, Mike Runge
5020 W. Amelia Earhart Dr.
Salt Lake City, UT 84116
(801) 536-1313
(801) 536-1325 - Fax

KBYU/BYU-TV
2000 Ironton Blvd
Provo, UT 84606
(801) 422-8455
(801) 422-8478 - Fax

WIRE SERVICES

Associated Press
Doug Alden
30 East 100 South, Suite 200
Salt Lake City, UT 84111
(801) 322-3405
(801) 322-0051 - Fax

**MEN'S BASKETBALL
MEDIA RELATIONS**



KYLE CHILTON
Men's Basketball
Media Relations Director
801.422.4909 (office)
801.372.2080 (cell)
kyle_chilton@byu.edu (email)

ATHLETIC COMMUNICATIONS



DUFF TITTLE
Associate AD
Communications
801.422.4910 (office)
801.372.4401 (cell)
801.422.0633 (fax)
duff_tittle@byu.edu



DAVE BROBERG
Creative Services
Director
801.422.4907 (office)
801.372.0407 (cell)
801.422.0633 (fax)
dave_broberg@byu.edu



NORMA COLLETT
Assistant Athletic
Media Relations
Director
801.422.4908 (office)
801.372.0989 (cell)
801.422.0633 (fax)
norma_collett@byu.edu



BRET PYNE
Assistant Athletic
Media Relations
Director
801.422.4912 (office)
801.367.1631 (cell)
801.422.0633 (fax)
brett_pyne@byu.edu



RALPH ZOBELL
Assistant Athletic
Media Relations
Director
801.422.9769 (office)
801.367.3554 (cell)
801.422.0633 (fax)
ralph_zobell@byu.edu



JENNY WHEELER
Office Manager
801.422.8948 (office)
801.422.0633 (fax)
jen_wheeler@byu.net

Office Address: 30 SFH
Provo, UT 84602-2239



Photos of BYU Basketball made possible thanks to Mark Philbrick and University Communications.

MARK PHILBRICK
University Photographer
801.422.7322 (office)
mark_philbrick@byu.edu



NIKE BASKETBALL

210

nikebasketball.com



2009-10 BYU BASKETBALL RADIO/TV ROSTER



BRANDON DAVIES
Freshman, Forward
6-9, 230



CHARLES ABOUO
Sophomore, Guard/Forward
6-5, 210



LAMONT MORGAN JR.
Senior, Guard
5-10, 170




JACKSON EMERY
Junior, Guard
6-3, 185



MICHAEL LOYD JR.
Sophomore, Guard
6-1, 170



LOGAN MAGNUSSON
Junior, Forward
6-6, 210




BROCK ZYLSTRA
Freshman, Guard/Forward
6-6, 205




JAMES ANDERSON
Sophomore, Forward/Center
6-10, 230



TYLER HAWS
Freshman, Guard
6-5, 200



JONATHAN TAVERNARI
Senior, Guard/Forward
6-6, 215



JIMMER FREDETTE
Junior, Guard
6-2, 195



NOAH HARTSOCK
Sophomore, Forward
6-8, 215



CHRIS MILES
Senior, Forward/Center
6-11, 235



DAVE ROSE
Head Coach
Fifth Season

PRONUNCIATION GUIDE

CHARLES ABOUO
a-BOO-oh

JIMMER FREDETTE
Frah-debt

JONATHAN TAVERNARI
tah-ver-NAHR-ee

BROCK ZYLSTRA
ZIL-stra

BYU BASKETBALL



**THE 22,700-SEAT
BYU MARRIOTT
CENTER**

**138-14 Home Record
Over the last
10 seasons**

BACK-TO-BACK-TO-BACK MWC CHAMPIONSHIPS



- No. 17 all-time among Division I programs in victories
- 86 winning seasons with .614 winning percentage
(ranked No. 39 all-time)
- 24 NCAA Tournaments appearances
- 2 NIT Championships (1951, 1966) in 10 NIT appearances
- 28 Conference Championships
- 44 All-America citations
- 108 All-Conference citations
- 44 NBA Draft selections, including six first-round picks
- Wooden and Eastman Award Winner as nation's top player
- Two Basketball Hall of Fame Inductees
- Top 25 average attendance in 34 of last 38 seasons

