




BYU BASKETBALL

TWENTY TWELVE TWENTY THIRTEEN ALMANAC



GAME ON, WORLD.



**THE REVOLUTIONARY
NIKE HYPERDUNK+**



NIKEBASKETBALL.COM



The 2012-13 BYU Basketball Almanac has been designed to provide local, regional and national media with useful information about the BYU basketball program, its history and tradition. Additionally, information is available via the online media guide at BYUcougars.com. Should you require additional information, such as photographs, video or additional media guides, please contact the BYU Athletic Communications office at (801) 422-8948. We appreciate your coverage of BYU basketball and look forward to working with you this season.

BYU BASKETBALL - WINNING TRADITION

- 1951 and 1966 NIT Champions
- 27 NCAA Tournament Appearances
- 29 Regular Season Conference Championships
- Two National Players of the Year – Danny Ainge and Jimmer Fredette
- Jimmer Fredette – 2010-11 scoring champ at 28.9 points per game
- No. 15 all-time in NCAA in total victories
- NCAA Academic Progress Rate recognition – seven-straight years
- 25 All-Americans and five Academic All-Americans
- Five MWC Players of the Year
- 2007, 2008, 2009 and 2011 Conference Champions
- .804 (90-22) – Dave Rose's conference winning percentage
- 185-54 (.774) – Dave Rose's coaching record
- Dave Rose – three-time MWC Coach of the Year
- 12 postseason invitations in last 13 years
- 53-game home winning streak from 2005 to 2008
- 179-19 (.904) home record in last 13 years
- 2010-11 final rankings of No. 10 (AP Poll), No. 13 (Coaches Poll)
- 2009-10 final rankings of No. 17 (AP Poll), No. 22 (Coaches Poll)
- Back-to-back 30-win seasons – 30 in 2009-10 and 32 in 2010-11
- Five-straight seasons ranked in the top 25 (2007 to 2011)
- Six-straight 25-win seasons (2007 to 2012)
- Six-straight NCAA Tournament appearances (2007 to 2012)
- 15-game win streak in 2009-10, second longest in program history
- Two 10-game win streaks in 2010-11, first time in program history
- Ranked No. 1 in free throw percentage in the nation (2010)
- Ranked No. 2 in the nation in scoring offense (2010)
- Ranked No. 2 in the nation in scoring margin (2010)
- Ranked No. 2 in the nation in 3-point field goal percentage (2010)
- Ranked No. 5 in the nation in winning percentage (2011)
- Ranked No. 5 in the nation in scoring margin (2011)
- Ranked No. 6 in the nation in assists (2012)
- Ranked No. 7 in the nation in scoring offense (2011)
- Ranked No. 10 in the nation in free throw percentage (2011)



1 INTRODUCTION

- Winning Tradition 1
- Table of Contents 2
- 2012-13 Schedule 3
- Quick Facts 4-5
- Season Preview 6-7
- Honors Candidates 8
- Roster 9

8 MEET THE COUGARS

- Craig Cusick 10
- Brandon Davies 12
- Brock Zylstra 14
- Nate Austin 16
- Matt Carlino 18
- Tyler Haws 20
- Josh Sharp 22
- Anson Winder 24
- Cooper Ainge 26
- Agustin Ambrosino 26
- Cory Calvert 27
- Raul Delgado 27
- Ian Harward 28
- Kyle Rose 28
- Individual Career Statistics . . 29-36

38 BYU COACHING STAFF

- Dave Rose 38-41
- Terry Nashif 42
- Tim LaComb 42
- Mark Pope 43
- Mike Hall 43
- Basketball Support Staff 44

45 THE UNIVERSITY

- Athletic Administration 45
- This is BYU 46-47
- Marriott Center 48-51

52 OPPONENTS/CONFERENCE

- All-Time Series Records 52-53
- Series vs. Opponent Results . 54-57

58 BYU HOOPS HISTORY

- BYU Basketball Tradition . . . 58-59
- BYU's Conference Success . . 60-61
- Conference Championships . . 62-63
- All-Time Results 64-80
- All-Time Letterman 81-83
- Coaching Records 84-85
- Cumulative Stats 86-87
- NCAA Tournament Results . . . 88
- NIT Results 89
- Tournament Results 90

92 ALL-TIME HONORS

- Danny Ainge 92
- Jimmer Fredette 93
- Kresimir Cosic 94
- Stan Watts 95
- All-Americans 96
- Conference Honors 97
- All-Conference Performers . . 98-99
- Cougars in the Pros 100-101

103 BYU HOOP RECORDS

- Individual Records 103-108
- 1,000 Point Club 109-113
- Team Records 114
- Marriott Center Records 115
- NCAA Game Highs 116
- NIT Game Highs 117
- NCAA Record Book 118
- BYU Poll History 119
- BYU vs. Ranked Teams . . 120-121



122 2011-12 SEASON REVIEW

- Season Review 122-123
- Team Stats - All Games 124
- WCC and NCAA Statistics . . . 125
- Team Game-by-Game . . . 126-127
- Individual Game-by-Game 128-129
- Game-by-Game Leaders 130
- Individual Game Highs 131
- Team Game Highs/Lows 132
- Category Leaders 133-134
- Season Honors 135

MEDIA GUIDE CREDITS

Produced by: Jeff Wood, and Kyle Chilton
Layout & Design by: Jeff Wood
Editorial content provided by: Kyle Chilton and Whitney Craft Jordan
Editing by: Kyle Chilton, Whitney Craft Jordan, Mason Porter, Steven Tew
Photography by: Mark Philbrick, Jaren Wilkey
Printing by: BYU Print Services

2012-2013 SCHEDULE

| DATE | OPPONENT | PLACE | TIME | TV |
|-----------|-----------------------------------|-----------------------|-----------|-------------|
| Oct. 24 | Cougar Tipoff ^ | Provo, Utah | 7 p.m. | TBA |
| Oct. 26 | SE Oklahoma State ^ | Provo, Utah | 7 p.m. | BYUtv |
| Nov. 3 | Findlay ^ | Provo, Utah | 7 p.m. | BYUtv |
| Nov. 9 | Tennessee State* | Provo, Utah | 7 p.m. | BYUtv |
| Nov. 13 | Georgia State* | Provo, Utah | 7 p.m. | BYUtv |
| Nov. 16 | vs. Florida State (truTV)* | New York, N.Y. | 7 p.m. | truTV |
| Nov. 17 | vs. Notre Dame or Saint Joseph's* | New York, N.Y. | TBA | truTV |
| Nov. 21 | UT-San Antonio | Provo, Utah | 7 p.m. | BYUtv |
| Nov. 24 | Cal State Northridge | Provo, Utah | 7 p.m. | BYUtv |
| Nov. 28 | vs. Montana# | Salt Lake City, Utah | 7 p.m. | BYUtv |
| Dec. 1 | at Iowa State | Ames, Iowa | 1 p.m. | cyclones.tv |
| Dec. 5 | Utah State | Provo, Utah | 7 p.m. | BYUtv |
| Dec. 8 | Utah | Provo, Utah | 7 p.m. | BYUtv |
| Dec. 15 | at Weber State | Ogden, Utah | 7 p.m. | TBA |
| Dec. 18 | Eastern New Mexico | Provo, Utah | 7 p.m. | BYUtv |
| Dec. 21 | at Baylor | Waco, Texas | 8 p.m. | ESPN2 |
| Dec. 27 | Northern Arizona | Provo, Utah | 7 p.m. | BYUtv |
| Dec. 29 | vs. Virginia Tech# | Salt Lake City, Utah | 12 p.m. | ESPNU |
| Jan. 3 | Loyola Marymount | Provo, Utah | 7 p.m. | BYUtv |
| Jan. 5 | at San Francisco | San Francisco, Calif. | TBA | TBA |
| Jan. 10 | Pepperdine | Provo, Utah | 7 p.m. | BYUtv |
| Jan. 12 | at Santa Clara | Santa Clara, Calif. | TBA | TWC |
| Jan. 16 | Saint Mary's | Provo, Utah | 9 p.m. | ESPN2 |
| Jan. 19 | San Diego | Provo, Utah | 7 p.m. | BYUtv |
| Jan. 24 | at Gonzaga | Spokane, Wash. | 8 p.m. | ESPN2 |
| Jan. 26 | at Portland | Portland, Ore. | 7:30 p.m. | ESPNU |
| Jan. 31 | at Pepperdine | Malibu, Calif. | 7 p.m. | TWC |
| Feb. 2 | Santa Clara | Provo, Utah | 7 p.m. | BYUtv |
| Feb. 7 | at San Diego | San Diego, Calif. | TBA | TBA |
| Feb. 9 | San Francisco | Provo, Utah | 7 p.m. | BYUtv |
| Feb. 16 | Portland | Provo, Utah | 7 p.m. | BYUtv |
| Feb. 21 | at Saint Mary's | Moraga, Calif. | 8 p.m. | ESPN2 |
| Feb. 28 | Gonzaga | Provo, Utah | 9 p.m. | ESPN2 |
| Mar. 2 | at Loyola Marymount | Los Angeles, Calif. | 8 p.m. | ESPNU |
| Mar. 6-11 | at WCC Championships | Las Vegas, Nev. | TBA | ESPN2/2U |

^ Exhibition
 * Coaches vs. Cancer Classic
 # at EnergySolutions Arena
 All times local to site





COUGAR BASKETBALL 2012-2013

::Quick Facts

UNIVERSITY INFORMATION

Location: Provo, Utah
 Founded: Oct. 15, 1875
 Elevation: 4,553 feet
 Enrollment: 32,955
 Nickname: Cougars
 Mascot: Cosmo
 Colors: Dark Blue and White
 Arena (capacity): Marriott Center (22,700)
 Conference: West Coast Conference
 President: Cecil O. Samuelson
 Athletics Director: Tom Holmoe

BYU TEAM INFO

2011-12 Overall Record: 26-9
 Conference Record/Finish: 12-4 (3rd WCC)
 2012 Postseason: NCAA, 1-1
 lost to Marquette, 88-68 (NCAA Second Round)
 2012 Final National Ranking: NR/NR
 Starters Returning/Lost: 4/2
 Lettermen Returning/Lost: 8/6
 Newcomers: 4
 Returning Redshirt Freshmen: 2

BASKETBALL STAFF

Head Coach: Dave Rose
 Alma Mater (year): Houston (1983)



Record at School (years): 185-54 (8th year)
 Career Div. I Record (years): same
 Office phone for head coach: Call SID
 Best time/day to reach coach: Call SID
 Basketball Office Fax: (801) 422-5965
 Assistant Coaches (Alma Mater, year):
 Terry Nashif (BYU, 2005)
 Tim LaComb (Utah, 2006)
 Mark Pope (Kentucky, 1996)
 Director of Basketball Operations:
 Mike Hall (BYU, 2005)

PROGRAM HISTORY

First Year of Basketball: 1903
 Overall All-Time Record: 1666-1014 (.622)
 Winning Seasons: 85 (last 2012)
 Conference Championships: 29 (last 2011)
 Postseason Appearances (record): 37 (27-38)
 Total NCAA Appearances (record): 27 (15-30)
 Last NCAA Appearance: 2012
 Result: (1-1) lost, NCAA Second Round
 (Louisville) vs. Marquette, 88-68
 Total NIT Appearances (Record): 10 (12-8)
 Last NIT Appearance: 2006
 Result: (0-1) lost at Houston, 77-67

MEDIA RELATIONS

Basketball Media Relations: Kyle Chilton
 Office Phone: 801-422-4909
 Cell Phone: 801-372-2080
 Email: kyle_chilton@byu.edu
 Associate AD Communications: Duff Tittle
 Office Phone: 801-422-8948
 Cell Phone: 801-372-4401
 Email: duff_tittle@byu.edu
 Media Relations Main Office: 801-422-8948
 Media Relations Fax: 801-422-0633
 Website: www.byucougars.com
 Address: 30 SFH, Provo, UT 84602-2239
 Marriott Center Pressrow Phone: 801-422-3675





THIS IS COUGAR BASKETBALL

2012-13 COUGAR BASKETBALL SEASON PREVIEW

Coming off a program record third-consecutive season with an NCAA Tournament victory, BYU basketball enters the 2012-13 season with a deep and talented roster poised to challenge for the West Coast Conference title and make some noise in the postseason.

Despite entering last season with just three experienced players, Dave Rose led BYU to a sixth-consecutive season with 25-plus victories and a sixth-consecutive trip to the NCAA Tournament — both streaks are team records. Playing in the First Four in Dayton, Ohio, the Cougars set an NCAA Tournament

record by climbing out a 25-point hole to defeat Iona 78-72 and advance to the second round.

The Cougars return three starters from the 2011-12 squad including seniors Brandon Davies and Brock Zylstra and sophomore Matt Carlino. Sophomore Tyler Haws, who started 33 games in 2009-10, returns after serving a two-year mission for The Church of Jesus Christ of Latter-day Saints in the Philippines. Rose also has five other players with starting experience and a talented recruiting class to help ease the burden of replacing All-WCC honoree Noah Hartsock and BYU's iron man Charles Abouo, mainstays in the Cougar lineup the past four seasons.

RETURNING STARTERS

Davies is coming off one of the better seasons for a BYU big man in recent history as he averaged 15.2 points, 7.7 rebounds, 2.1 assists, 1.3 blocks and 1.5 steals while shooting .516 from the field. His season of averaging at least one of everything — only the third in BYU history — earned him All-WCC and second-team all-district honors. With another strong season he should receive consideration for WCC Player of the Year honors.

After Carlino sat out the first 10 games of last season due to NCAA transfer rules he emerged as BYU's starting point guard and averaged 12.2 points, 4.6 assists, 3.0 rebounds and 1.4 steals. Carlino scored a team season high 30 points at San Francisco, and in WCC games he was fourth in assists and third in assist/turnover ratio. The league's coaches named him All-WCC honorable mention and to the WCC All-Freshman Team.

Zylstra emerged last season as Rose's utility player with action at both guard and forward spots. He posted averages of 8.3 points, 4.3 boards, 1.9 assists and 1.2 steals while finishing the year as BYU's most reliable 3-point shooter, hitting 50 threes on 37.6 percent shooting.

Haws became a starter in the third game of the 2009-10 season and averaged 11.3 points, 4.2 rebounds and 1.5 assists while shooting .498 from the field, .368 from three and .917 from the free throw line that season. His free throw percentage is the second-best single-season percentage in BYU history and Haws ended the season with 48-consecutive attempts without a miss, a BYU record. Haws earned third-team All-MWC honors.

OTHER RETURNEES

Sophomore Anson Winder and senior Craig Cusick add depth and experience to the guard line. Winder started 15 games last season and averaged 4.3 points, 1.6 rebounds and 1.7 assists. Cusick played in all 35 games, started three and averaged 3.1 points and 2.1 assists while shooting .379 from three.

Returning post players include sophomores Nate Austin and Josh Sharp. Austin averaged 4.1 points and 3.8 boards while shooting .542 from the field after returning from his two-year mission for the LDS Church just weeks before school started last fall. Sharp had also recently returned from a mission prior to last season and averaged 1.2 points and 1.4 rebounds.

NEWCOMERS

Several newcomers will look to add depth to the point guard and wing positions, including Cooper Ainge, Cory Calvert, Raul Delgado and Kyle Rose. Ainge, son of Danny Ainge and brother of Austin Ainge — both former Cougars — comes to BYU from Wellesley High in Wellesley, Mass., where he averaged 13.8 points, 4.8 rebounds and 4.0 assists.

Calvert was the 5A MVP in Colorado and led Chaparral High to the state title while averaging 22.3 points, 6.0 rebounds and 5.1 assists. Delgado played the last two seasons at Western Nebraska Community College and will be a junior this upcoming season. He averaged 18.3 points, 3.2 rebounds and 1.8 steals per game while shooting .485 from the field and .433 from three last season. Rose red-shirted for the Cougars in 2009-10 prior to serving an LDS mission in Salt Lake City.

In the post Rose welcomes Agustin Ambrosino from Salt Lake Community College and will have the services of Ian Harward, who red-shirted at BYU last season. Ambrosino averaged 9.6 points and 5.3 rebounds while shooting .498 from the field, .438



MATT CARLINO



from three and .778 from the free throw line as SLCC went 22-9. Harward averaged 14.0 points per game as a senior at Orem High School before serving an LDS mission in San Antonio.

BRANDON DAVIES • ALL-AMERICA CANDIDATE

- Named to the 2012 All-West Coast Conference Team and NABC All-District 9 Second Team
- WCC Player of the Week for Feb. 6, averaging 16.5 points, 9 rebounds and 4.5 steals
- WCC Player of the Week for Jan. 2, averaging 21.0 points and 14.0 boards with two double-doubles
- Was 4th in the WCC in scoring and rebounding, 3rd in blocks and 8th in steals
- Ranked 175th in the NCAA in scoring, 56th in field goal percentage, 112th in rebounds, 147th in blocks and 207th in steals
- Started every game, scored in double figures 29 times, led team in scoring 11 times, rebounding 16 times, posted nine double-doubles
- 2011-12 steal and block totals rank among the top 10 in a single season at BYU, the only player in the top 10 in both categories
- Averaged 15.2 points, 7.7 rebounds, 2.1 assists, 1.5 steals and 1.3 blocks and shot .516 from the field and .662 from the free throw line



MATT CARLINO • ALL-WCC CANDIDATE

- Named All-WCC Honorable Mention and to the WCC All-Freshman Team in 2012
- Averaged 12.2 points, 4.6 assists, 3.0 rebounds and 1.4 steals and started in 24 of 25 games played
- Posted season highs of 30 points, 7 rebounds, 11 assists and 4 steals
- In league games was 14th in scoring, 4th in assists, T-9th in steals, T-12th in 3-point FGs and 3rd in assist/turnover ratio
- Had 3-plus threes 7 times, 3-plus steals 6 times and 20-plus points 3 times
- Scored in double figures in 15 games and led the team in scoring 4 times and assists 16 times
- Posted BYU's only 30-point game of the season with 30 points on 13 of 19 shooting, including the game-winner, at San Francisco



TYLER HAWS • ALL-WCC CANDIDATE

- Named to All-MWC Third Team, Academic All-MWC and the HoopTV Las Vegas Classic All-Tournament Team in 2009-10
- Named Male Rookie of the Year at the Y Awards and was named team's Most Inspirational Player at the team banquet
- Averaged 11.3 points and 4.2 rebounds and shot .498 from the field, .368 from three and .917 from the free throw line — a school record
- Posted season highs of 24 points, 11 rebounds, 6 assists, 4 steals and 2 blocks
- Was 15th in the MWC in scoring, 20th in rebounding and 1st in free throw percentage and 4th in the NCAA in free throw percentage
- Set a BYU record by making 48-consecutive free throws
- Scored in double figures 21 times, had 20-plus points 4 times and posted 2 double-doubles while leading the team in scoring 5 times, rebounds 8 times and assists 3 times



2012-13 BYU NUMERICAL ROSTER

| No. | Name | Pos. | Ht. | Wt. | Yr. | Exp. | Hometown (Previous School) |
|-----|-------------------|------|------|-----|-----|------|--|
| 0 | Brandon Davies | F | 6-9 | 235 | Sr. | 3L | Provo, Utah (Provo HS) |
| 1 | Raul Delgado | G | 6-2 | 195 | Jr. | JC | Chihuahua, Mexico (Western Nebraska CC) |
| 2 | Craig Cusick | G | 6-2 | 185 | Sr. | 1L | Orem, Utah (Utah) |
| 3 | Tyler Haws | G | 6-5 | 200 | So. | 1L | Alpine, Utah (Lone Peak HS) |
| 5 | Agustin Ambrosino | F | 6-8 | 225 | Jr. | JC | Cordoba, Argentina (Salt Lake CC) |
| 10 | Matt Carlino | G | 6-2 | 175 | So. | 1L | Scottsdale, Ariz. (Bloomington South HS) |
| 12 | Josh Sharp | F | 6-7 | 185 | So. | 1L | Highland, Utah (Utah) |
| 13 | Brock Zylstra | G | 6-6 | 210 | Sr. | 3L | La Verne, Calif. (Bonita HS) |
| 15 | Kyle Rose | G | 6-0 | 180 | Fr. | RS | Beaverton, Ore. (Southridge HS) |
| 20 | Anson Winder | G | 6-3 | 195 | So. | 1L | Las Vegas, Nev. (Bishop Gorman HS) |
| 23 | Cory Calvert | G | 6-3 | 185 | Fr. | HS | Parker, Colo. (Chaparral HS) |
| 30 | Cooper Ainge | G | 6-0 | 175 | Fr. | HS | Wellesley, Mass. (Wellesley HS) |
| 33 | Nate Austin | F | 6-11 | 230 | So. | 1L | Alpine, Utah (Lone Peak HS) |
| 42 | Ian Harward | C | 6-11 | 215 | Fr. | RS | Orem, Utah (Orem HS) |

COACHING STAFF

| | |
|------------------------------------|---|
| Head Coach: | Dave Rose, 7th year (Houston, 1983) |
| Alma Mater: | Houston, 1983 |
| Hometown: | Houston, Texas |
| Overall Record: | 185-54 (8th year) |
| School Record: | 185-54 (8th year) |
| Playing Career: | Houston, 1980-83 |
| Assistant Coaches: | Terry Nashif, 6th year (BYU, 2005) Tim LaComb, 3rd year (Utah, 2006) Mark Pope, 2nd year (Kentucky, 1996) |
| Director Basketball Operations: | Mike Hall, 3rd year (BYU, 2005) |
| Coordinator of Player Development: | Garrett Faucette, 1st year (BYU, 2008) |
| Team Trainer: | Robert Ramos, 11th year (BYU, 1995) |

2012-13 BYU ALPHABETICAL ROSTER

| No. | Name | Pos. | Ht. | Wt. | Yr. | Exp. | Hometown (Previous School) |
|-----|-------------------|------|------|-----|-----|------|--|
| 30 | Cooper Ainge | G | 6-0 | 175 | Fr. | HS | Wellesley, Mass. (Wellesley HS) |
| 5 | Agustin Ambrosino | F | 6-8 | 225 | Jr. | JC | Cordoba, Argentina (Salt Lake CC) |
| 33 | Nate Austin | F | 6-11 | 230 | So. | 1L | Alpine, Utah (Lone Peak HS) |
| 23 | Cory Calvert | G | 6-3 | 185 | Fr. | HS | Parker, Colo. (Chaparral HS) |
| 10 | Matt Carlino | G | 6-2 | 175 | So. | 1L | Scottsdale, Ariz. (Bloomington South HS) |
| 2 | Craig Cusick | G | 6-2 | 185 | Sr. | 1L | Orem, Utah (Utah) |
| 0 | Brandon Davies | F | 6-9 | 235 | Sr. | 3L | Provo, Utah (Provo HS) |
| 1 | Raul Delgado | G | 6-2 | 195 | Jr. | JC | Chihuahua, Mexico (Western Nebraska CC) |
| 42 | Ian Harward | C | 6-11 | 215 | Fr. | RS | Orem, Utah (Orem HS) |
| 3 | Tyler Haws | G | 6-5 | 200 | So. | 1L | Alpine, Utah (Lone Peak HS) |
| 15 | Kyle Rose | G | 6-0 | 180 | Fr. | RS | Beaverton, Ore. (Southridge HS) |
| 12 | Josh Sharp | F | 6-7 | 185 | So. | 1L | Highland, Utah (Utah) |
| 20 | Anson Winder | G | 6-3 | 195 | So. | 1L | Las Vegas, Nev. (Bishop Gorman HS) |
| 13 | Brock Zylstra | G | 6-6 | 210 | Sr. | 3L | La Verne, Calif. (Bonita HS) |

2

CRAIG CUSICK

SENIOR • GUARD • 6-2 • 185 • OREM, UTAH



JUNIOR (2011-12)

- Named Academic All-WCC and received Silver Honors on the WCC Commissioner's Honor Roll
- Named to the NABC Honors Court
- Received the Sixth Man Award at the team banquet
- Posted season highs of 12 points, 4 rebounds, 8 assists and 4 steals
- Played in every game and started 3
- Averaged 3.1 points, 2.1 assists and 1.5 rebounds
- Made 14 of 30 treys (46.7 percent) in conference play
- Scored in double figures 3 times
- Led the team in assists 6 times
- Tied his career high with 12 points and hit three 3s vs. Marquette in the NCAA Tournament
- Tied his career high with 8 assists in BYU's 25-point comeback win vs. Iona in the NCAA Tournament
- Scored 10 points at Utah with two 3-pointers

SOPHOMORE (2010-11)

- Cusick was a member of the practice squad in 2010-11

BEFORE BYU

OREM HIGH SCHOOL

- Named first-team all-state by the Salt Lake Tribune as a junior and senior
- Named first-team all-state by the Deseret News as a senior and second team as a junior
- Leading scorer in 4A and 5A in 2005-06
- Averaged 22 points, 6.5 rebounds and 5 assists per game as a senior
- As a junior averaged 18 points, 5 assists and 5 rebounds per game
- Orem High School's all-time leading scorer
- Led Orem to the state tournament semifinals in 2005 and 2006
- Coached by Mike Conner
- Redshirted in 2006-07 at Utah

PERSONAL


- Parents are Randy and Debbie Cusick
- Wife's name is Sadie
- Has three sisters and one brother
- Served a mission for The Church of Jesus Christ of Latter-day Saints in London, England
- Enjoys hunting, camping and fishing

CAREER STATISTICS (ALL GAMES)

| YEAR | GP | GS | MIN | AVG | FG | FGA | PCT | 3FG | 3FGA | 3PCT | FT | FTA | PCT | OFF | DEF | TOT | AVG | PF | FO | A | TO | BLK | STL | PTS | AVG |
|--------------|-----------|----------|------------|-------------|-----------|-----------|-------------|-----------|-----------|-------------|-----------|-----------|-------------|----------|-----------|-----------|------------|-----------|----------|-----------|-----------|----------|-----------|------------|------------|
| 2011-12 | 35 | 3 | 588 | 16.8 | 33 | 89 | .371 | 22 | 58 | .379 | 22 | 34 | .647 | 5 | 47 | 52 | 1.5 | 39 | 0 | 74 | 25 | 0 | 29 | 110 | 3.1 |
| TOTAL | 35 | 3 | 588 | 16.8 | 33 | 89 | .371 | 22 | 58 | .379 | 22 | 34 | .647 | 5 | 47 | 52 | 1.5 | 39 | 0 | 74 | 25 | 0 | 29 | 110 | 3.1 |

CAREER STATISTICS (CONFERENCE GAMES)

| YEAR | GP | GS | MIN | AVG | FG | FGA | PCT | 3FG | 3FGA | 3PCT | FT | FTA | PCT | OFF | DEF | TOT | AVG | PF | FO | A | TO | BLK | STL | PTS | AVG |
|--------------|-----------|----------|------------|-------------|-----------|-----------|-------------|-----------|-----------|-------------|-----------|-----------|-------------|----------|-----------|-----------|------------|-----------|----------|-----------|-----------|----------|-----------|-----------|------------|
| 2011-12 | 16 | 0 | 286 | 17.9 | 18 | 49 | .367 | 14 | 30 | .467 | 10 | 16 | .625 | 4 | 21 | 25 | 1.6 | 17 | 0 | 29 | 12 | 0 | 17 | 60 | 3.8 |
| TOTAL | 16 | 0 | 286 | 17.9 | 18 | 49 | .367 | 14 | 30 | .467 | 10 | 16 | .625 | 4 | 21 | 25 | 1.6 | 17 | 0 | 29 | 12 | 0 | 17 | 60 | 3.8 |



CAREER HIGHS

- Points: 12, twice, last vs. Marquette – 3/15/12
- Rebounds: 5, vs. Iona – 3/13/12
- Assists: 8, twice, last vs. Iona – 3/13/12
- Steals: 4, at Portland – 2/4/12
- Blocks: —
- FG made: 4, at Portland – 2/4/12
- FG attempts: 9, at Portland – 2/4/12
- 3FG made: 3, twice, last vs. Marquette – 3/15/12
- 3FG attempts: 5, twice, last vs. Marquette – 3/15/12
- FT made: 4, twice, last at Pepperdine – 1/21/12
- FT attempts: 6, at Pepperdine – 1/21/12



BRANDON DAVIES

SENIOR • FORWARD • 6-9 • 235 • PROVO, UTAH



JUNIOR (2011-12)

- Named to the All-West Coast Conference Team and NABC All-District 9 Second Team
- WCC Player of the Week for Feb. 6, averaging 16.5 points, 9.0 rebounds and 4.5 steals
- WCC Player of the Week for Jan. 2, averaging 21.0 points and 14.0 boards with two double-doubles
- Named Comeback Player of the Year at the Y Awards and Outstanding Player at team banquet
- Was 4th in the WCC in scoring and rebounding, 3rd in blocks and 8th in steals
- Ranked 175th in the NCAA in scoring, 56th in field goal percentage, 112th in rebounds, 147th in blocks and 207th in steals
- Started every game, scored in double figures 29 times, led team in scoring 11 times, rebounding 16 times
- Posted nine double-doubles
- Only the second BYU player to average one of everything (points, rebounds, assists, blocks, steals) in a single season
- 2011-12 steal and block totals rank among the top 10 in a season at BYU, the only player in the top 10 in both categories
- Averaged 15.2 points, 7.7 rebounds, 2.1 assists, 1.5 steals and 1.3 blocks and shot .516 from the field and .662 from the free throw line

SOPHOMORE (2010-11)

- Earned All-MWC Third Team honors
- Received team Best Conditioned Post Player Award
- Averaged 11.1 points, 6.2 boards and 0.9 blocks per game while shooting .525 from the field and .674 from the free throw line
- Led the team in scoring once and rebounding 10 times
- Was 5th in the MWC in rebounding, 19th in scoring, 7th in blocked shots, 5th in offensive rebounds and 6th in defensive rebounds
- Scored in double figures 20 times and had 3 double-digit rebounding games
- Posted 3 double-doubles
- Had 14 points on 12 of 16 free throw shooting and 15 boards vs. Colorado State
- Posted 20 points on 9 of 15 shooting to go with 9 boards, 2 blocks and 2 steals at Wyoming
- Had 15 points and 10 boards at UNLV
- Hit 9 of 11 from the field for 24 points at Creighton

FRESHMAN (2009-10)

- Received team Academic Excellence award
- Averaged 5.4 points and 3.0 rebounds and shot .539 from the field and .568 from the free throw line
- Scored in double figures 6 times and had 1 double-double
- Led the team in rebounding 4 times and scoring once
- Had 21 points on 7 of 9 shooting from the field and 7 of 11 from the free throw while adding 7 rebounds and 1 steal
- Recorded his first double-double, adding 10 points to 11 rebounds, 3 blocked shots and 26 minutes at Air Force
- Posted 14 points at UTEP, adding 1 board and 1 assist
- Scored 14 points vs. Nebraska on 6 of 7 shooting to go with 4 rebounds
- Against Eastern Washington scored 12 points on 5 of 5 shooting, adding 1 block
- Scored 10 points, all in the first half (3-3 FG, 4-4 FT), adding 4 rebounds and 1 steal versus Weber State
- Snagged 8 rebounds and scored 8 points to go with 1 block and 1 steal against Southern

BEFORE BYU

PROVO HIGH SCHOOL

- Played for Craig Drury at Provo High School where he helped lead the Bulldogs to state titles as a sophomore and junior and a second-place finish as a senior
- Named first-team all-state by the Salt Lake Tribune and Deseret News and to the Long Beach Press-Telegram Best in the West Second Team as a senior
- Averaged 14.0 points and 6.0 rebounds while leading Provo to a 17-1 record, including 10-0 in region play as a senior
- Played in Utah Valley All-Star Classic and earned MVP honors
- Played in UBCA All-Star game
- Played for Mike O'Connor, Todd Phillips and John Palica for Utah Pump-N-Run club team

PERSONAL

- Mother is Linda Kathleen Davies
- Has one brother and one sister
- Also recruited by Utah, Gonzaga, Utah State, Cal Berkeley, Washington State, Penn State and Santa Clara

CAREER STATISTICS (ALL GAMES)

| YEAR | GP | GS | MIN | AVG | FG | FGA | PCT | 3FG | 3FGA | 3PCT | FT | FTA | PCT | OFF | DEF | TOT | AVG | PF | FO | A | TO | BLK | STL | PTS | AVG |
|--------------|-----------|-----------|-------------|-------------|------------|------------|-------------|----------|----------|-------------|------------|------------|-------------|------------|------------|------------|------------|------------|----------|------------|------------|-----------|-----------|-------------|-------------|
| 2009-10 | 35 | 1 | 474 | 13.5 | 69 | 128 | .539 | 0 | 1 | .000 | 50 | 88 | .568 | 30 | 74 | 104 | 3.0 | 91 | 1 | 9 | 47 | 14 | 13 | 188 | 5.4 |
| 2010-11 | 29 | 26 | 721 | 24.9 | 115 | 219 | .525 | 0 | 0 | .000 | 93 | 138 | .674 | 63 | 117 | 180 | 6.2 | 90 | 4 | 43 | 44 | 27 | 20 | 323 | 11.1 |
| 2011-12 | 35 | 35 | 1002 | 28.6 | 196 | 380 | .516 | 1 | 3 | .333 | 139 | 210 | .662 | 79 | 190 | 269 | 7.7 | 114 | 4 | 73 | 100 | 47 | 51 | 532 | 15.2 |
| TOTAL | 99 | 62 | 2197 | 22.2 | 380 | 727 | .523 | 1 | 4 | .250 | 282 | 436 | .647 | 172 | 381 | 553 | 5.6 | 295 | 9 | 125 | 191 | 88 | 84 | 1043 | 10.5 |

CAREER STATISTICS (CONFERENCE GAMES)

| YEAR | GP | GS | MIN | AVG | FG | FGA | PCT | 3FG | 3FGA | 3PCT | FT | FTA | PCT | OFF | DEF | TOT | AVG | PF | FO | A | TO | BLK | STL | PTS | AVG |
|--------------|-----------|-----------|-------------|-------------|------------|------------|-------------|----------|----------|-------------|------------|------------|-------------|------------|------------|------------|------------|------------|----------|------------|------------|-----------|-----------|-------------|-------------|
| 2009-10 | 15 | 0 | 187 | 12.5 | 29 | 63 | .460 | 0 | 1 | .000 | 22 | 41 | .537 | 13 | 35 | 48 | 3.2 | 35 | 0 | 3 | 21 | 5 | 6 | 80 | 5.3 |
| 2010-11 | 14 | 14 | 395 | 28.2 | 54 | 111 | .486 | 0 | 0 | .000 | 51 | 74 | .689 | 30 | 72 | 102 | 7.3 | 46 | 2 | 29 | 25 | 16 | 13 | 159 | 11.4 |
| 2011-12 | 35 | 35 | 1002 | 28.6 | 196 | 380 | .516 | 1 | 3 | .333 | 139 | 210 | .662 | 79 | 190 | 269 | 7.7 | 114 | 4 | 73 | 100 | 47 | 51 | 532 | 15.2 |
| TOTAL | 99 | 62 | 2197 | 22.2 | 380 | 727 | .523 | 1 | 4 | .250 | 282 | 436 | .647 | 172 | 381 | 553 | 5.6 | 295 | 9 | 125 | 191 | 88 | 84 | 1043 | 10.5 |



CAREER HIGHS

Points: 29, at Pepperdine – 1/21/12
 Rebounds: 22, San Diego – 12/31/11
 Assists: 6, twice, last vs. USF – 1/7/12
 Steals: 8, at Portland – 2/4/12
 Blocks: 3, 4 times, last, Weber State – 12/7/11
 FG made: 11, at Saint Mary's – 12/29/11
 FG attempts: 18, 3 times, last at Gonzaga – 2/23/12
 3FG made: 1, vs. San Diego – 3/2/12
 3FG attempts: 1, 4 times, last vs. Marquette – 3/15/12
 FT made: 15, at Pepperdine – 1/21/12
 FT attempts: 18, at Pepperdine – 1/21/12

13

BROCK ZYLSTRA

SENIOR • GUARD • 6-6 • 210 • LA VERNE, CALIF.



JUNIOR (2011-12)

- Received the Most Improved Player Award at the team banquet
- Received Bronze Honors on the WCC Commissioner's Honor Roll
- Was 8th in the WCC in 3-point FG percentage, 10th in steals and 3-point FGs made and 15th in defensive rebounds
- Posted season highs of 26 points, 9 rebounds, 5 assists and 4 steals
- Played in every game but 1 and started 28 games
- Scored in double figures 8 times, 20-plus points 4 times and led the team in scoring 4 times
- Shot a perfect 8 of 8 from the field and made 6 treys vs. San Francisco. The six consecutive threes made tied a BYU record for consecutive 3-pointers in a single game (Jonathan Tavernari 2007, Nate Call 1991)
- Averaged 8.3 points, 4.3 rebounds, 1.9 assists and 1.2 steals
- Had at least 1 steal in 25 games
- Shot .455 from the field, .376 from three and .644 from the free throw line

SOPHOMORE (2010-11)

- Totaled 33 points, 24 boards, 8 steals and 6 threes
- Averaged 1.1 points and 0.8 rebounds
- Posted season highs of 11 points, 3 rebounds, 2 assists, 2 steals and 3 threes
- Posted 5 points, 3 boards, 2 assists and 2 steals vs. Mississippi Valley State
- Against Chicago State scored 11 points, hit 3 of 6 threes and added 3 rebounds, 2 assists and 2 steals

FRESHMAN (2009-10)

- Scored 19 points and had 13 rebounds and 2 assists
- Averaged 1.0 points and 0.7 rebounds
- Against Eastern New Mexico posted 5 points, 5 rebounds, 1 assist and 1 steal
- Grabbed 4 rebounds and scored 2 points against Eastern Washington
- Scored his first points as a Cougar on a field goal against Hawaii

REDSHIRT - (2006-2007)

- Brock Zylstra redshirted in 2006-07 as a freshman

BEFORE BYU

- Averaged 22 points, 12 rebounds, three steals and one block per game as a senior at Bonita HS
- Named first-team All-CIF as both a junior and senior
- As a senior was selected as the Most Valuable Player of the Miramonte League and the league Player of the Year by the San Gabriel Valley Tribune in addition to being named first-team All-League by the Inland Valley Daily Bulletin as a senior
- Also named team MVP and school Athlete of the Year after breaking school records in scoring, 3-pointers made and steals
- Jersey retired following the 2005-06 season
- Miramonte League MVP as a junior and also earned first-team All-San Gabriel Valley (Tribune) and second-team All-Inland Valley (Daily Bulletin) recognition
- Multiple tournament MVP and all-tournament citations
- Coached by Greg Eckler
- Also named all-league twice in golf
- Active in choir, Boy's Athletic Association and Letterman's Club
- Named to the Principal's Honor Roll all four years
- Received the Order of Merit for students above a 4.0 GPA and the President's Award for Educational Excellence
- Exemplary and Life member of the California Scholastic Federation

PERSONAL

- Parents are Dave and Maxine Zylstra
- Wife's name is Sarah and they have a daughter, Sophia
- Served a mission for The Church of Jesus Christ of Latter-day Saints in New Zealand
- Enjoys golf
- Recruited by Yale, Harvard, UC Davis, UC Irvine, UC Santa Barbara and Dartmouth

CAREER STATISTICS (ALL GAMES)


| YEAR | GP | GS | MIN | AVG | FG | FGA | PCT | 3FG | 3FGA | 3PCT | FT | FTA | PCT | OFF | DEF | TOT | AVG | PF | FO | A | TO | BLK | STL | PTS | AVG |
|--------------|-----------|-----------|-------------|-------------|------------|------------|-------------|-----------|------------|-------------|-----------|-----------|-------------|-----------|------------|------------|------------|-----------|----------|-----------|-----------|----------|-----------|------------|------------|
| 2009-10 | 20 | 0 | 63 | 3.2 | 7 | 18 | .389 | 0 | 3 | .000 | 5 | 8 | .625 | 2 | 11 | 13 | 0.7 | 4 | 0 | 2 | 4 | 1 | 1 | 19 | 1.0 |
| 2010-11 | 29 | 0 | 150 | 5.2 | 10 | 32 | .313 | 6 | 22 | .273 | 7 | 12 | .583 | 5 | 19 | 24 | 0.8 | 13 | 0 | 9 | 4 | 0 | 8 | 33 | 1.1 |
| 2011-12 | 34 | 28 | 959 | 28.2 | 97 | 213 | .455 | 50 | 133 | .376 | 38 | 59 | .644 | 32 | 115 | 147 | 4.3 | 60 | 0 | 64 | 48 | 7 | 40 | 282 | 8.3 |
| TOTAL | 83 | 28 | 1172 | 14.1 | 114 | 263 | .433 | 56 | 158 | .354 | 50 | 79 | .633 | 39 | 145 | 184 | 2.2 | 77 | 0 | 75 | 56 | 8 | 49 | 334 | 4.0 |

CAREER STATISTICS (CONFERENCE GAMES)

| YEAR | GP | GS | MIN | AVG | FG | FGA | PCT | 3FG | 3FGA | 3PCT | FT | FTA | PCT | OFF | DEF | TOT | AVG | PF | FO | A | TO | BLK | STL | PTS | AVG |
|--------------|-----------|----------|------------|-------------|-----------|------------|-------------|-----------|-----------|-------------|-----------|-----------|-------------|-----------|-----------|-----------|------------|-----------|----------|-----------|-----------|----------|-----------|------------|------------|
| 2009-10 | 8 | 0 | 24 | 3.0 | 3 | 7 | .429 | 0 | 1 | .000 | 2 | 4 | .500 | 1 | 1 | 2 | 0.3 | 2 | 0 | 1 | 2 | 0 | 0 | 8 | 1.0 |
| 2010-11 | 11 | 0 | 40 | 3.6 | 2 | 7 | .286 | 0 | 3 | .000 | 3 | 7 | .429 | 2 | 5 | 7 | 0.6 | 4 | 0 | 2 | 0 | 0 | 2 | 7 | 0.6 |
| 2011-12 | 15 | 9 | 426 | 28.4 | 41 | 88 | .466 | 20 | 57 | .351 | 20 | 33 | .606 | 17 | 57 | 74 | 4.9 | 27 | 0 | 23 | 19 | 2 | 17 | 122 | 8.1 |
| TOTAL | 34 | 9 | 490 | 14.4 | 46 | 102 | .451 | 20 | 61 | .328 | 25 | 44 | .568 | 20 | 63 | 83 | 2.4 | 33 | 0 | 26 | 21 | 2 | 19 | 137 | 4.0 |

CAREER HIGHS

- Points: 26, Buffalo – 12/20/11
- Rebounds: 9, Portland – 2/25/12
- Assists: 5, UCSB – 12/22/11
- Steals: 4, twice, last, vs. San Diego – 3/2/12
- Blocks: 1, 8 times, last, vs. Marquette – 3/15/12
- FG made: 9, Buffalo – 12/20/11
- FG attempts: 16, Buffalo – 12/20/11
- 3FG made: 6, vs. San Francisco – 1/7/12
- 3FG attempts: 10, Buffalo – 12/20/11
- FT made: 6, at Portland – 2/4/12
- FT attempts: 9, at Portland – 2/4/12



33

NATE AUSTIN

SOPHOMORE • FORWARD • 6-11 • 230 • ALPINE, UTAH



FRESHMAN (2011-12)

- Played in every game and started 1 game
- Posted season highs of 15 points, 10 rebounds, 3 assists and 2 blocks
- Tied for 10th in the WCC in offensive rebounds in league games
- Career-high 15 points came on 7 of 8 shooting vs. Weber State
- Hit 3-pointers in four-straight games (Northern Arizona, Oregon, Weber State, Utah)
- Averaged 4.1 points and 3.8 rebounds and added 15 blocks and 9 steals
- Shot .553 from the field and .304 from three

BEFORE BYU

- Helped Lone Peak to a 22-3 record as a senior
- Earned first-team all-state honors as a senior
- Averaged 11.5 points while helping the Knights to a trip to the state title game in 2009
- Helped Lone Peak win the 2008 state title
- Played with fellow Cougars Tyler Haws and Josh Sharp at Lone Peak
- Coached by Quincy Lewis
- Played for Salt Lake Metro club team directed by Dave Hammer and coached by Marty Haws
- At Las Vegas Spring Showcase scored 24 points and grabbed 22 rebounds in a gold bracket quarterfinal game

PERSONAL

- Parents are Randy and Leslie Austin
- Served a mission for The Church of Jesus Christ of Latter-day Saints in McAllen, Texas
- Also recruited by Boise State and Utah State

CAREER STATISTICS (ALL GAMES)


| YEAR | GP | GS | MIN | AVG | FG | FGA | PCT | 3FG | 3FGA | 3PCT | FT | FTA | PCT | OFF | DEF | TOT | AVG | PF | FO | A | TO | BLK | STL | PTS | AVG |
|--------------|-----------|----------|------------|-------------|-----------|------------|-------------|----------|-----------|-------------|-----------|-----------|-------------|-----------|-----------|------------|------------|-----------|----------|-----------|-----------|-----------|----------|------------|------------|
| 2011-12 | 35 | 1 | 450 | 12.9 | 58 | 107 | .542 | 7 | 23 | .304 | 20 | 39 | .513 | 53 | 79 | 132 | 3.8 | 95 | 6 | 19 | 20 | 15 | 9 | 143 | 4.1 |
| TOTAL | 35 | 1 | 450 | 12.9 | 58 | 107 | .542 | 7 | 23 | .304 | 20 | 39 | .513 | 53 | 79 | 132 | 3.8 | 95 | 6 | 19 | 20 | 15 | 9 | 143 | 4.1 |

CAREER STATISTICS (CONFERENCE GAMES)

| YEAR | GP | GS | MIN | AVG | FG | FGA | PCT | 3FG | 3FGA | 3PCT | FT | FTA | PCT | OFF | DEF | TOT | AVG | PF | FO | A | TO | BLK | STL | PTS | AVG |
|--------------|-----------|----------|------------|-------------|-----------|-----------|-------------|----------|-----------|-------------|-----------|-----------|-------------|-----------|-----------|-----------|------------|-----------|----------|----------|----------|----------|----------|-----------|------------|
| 2011-12 | 16 | 1 | 230 | 14.4 | 28 | 52 | .538 | 2 | 10 | .200 | 12 | 22 | .545 | 33 | 36 | 69 | 4.3 | 48 | 4 | 9 | 8 | 5 | 5 | 70 | 4.4 |
| TOTAL | 16 | 1 | 230 | 14.4 | 28 | 52 | .538 | 2 | 10 | .200 | 12 | 22 | .545 | 33 | 36 | 69 | 4.3 | 48 | 4 | 9 | 8 | 5 | 5 | 70 | 4.4 |

CAREER HIGHS

- Points: 15, Weber State – 12/07/11
- Rebounds: 10, at Gonzaga – 2/23/12
- Assists: 3, vs. San Diego – 3/2/12
- Steals: 1, 9 times, last, San Diego – 3/2/12
- Blocks: 2, twice, last, vs. Marquette – 3/15/12
- FG made: 7, Weber State – 12/07/11
- FG attempts: 8, Weber State – 12/07/11
- 3FG made: 1, 7 times, last, vs. Iona – 3/13/12
- 3FG attempts: 2, 8 times, last, vs. Iona – 3/13/12
- FT made: 3, Buffalo – 12/20/11
- FT attempts: 4, 3 times, last, LMU – 1/19/12



10

MATT CARLINO



SOPHOMORE • GUARD • 6-2 • 175 • SCOTTSDALE, ARIZ.

FRESHMAN (2011-12)

- Named All-WCC Honorable Mention and to the WCC All-Freshman Team
- Averaged 12.2 points, 4.6 assists, 3.0 rebounds and 1.4 steals and started in 24 of 25 games played
- Posted season highs of 30 points, 7 rebounds, 11 assists and 4 steals
- In league games was 14th in scoring, 4th in assists, T-9th in steals, T-12th in 3-point FGs and 3rd in assist/turnover ratio
- Had 3-plus threes 7 times, 3-plus steals 6 times and 20-plus points 3 times
- Scored in double figures in 15 games and led the team in scoring 4 times and assists 16 times
- Shot .401 from the field, .331 from three and .759 from the free throw line
- Posted BYU's only 30-point game of the season with 30 points on 13 of 19 shooting, including the game-winner, at San Francisco
- Went for 18 points and 5 assists vs. No. 24 Gonzaga in Provo
- Scored 22 points and added 6 assists, 1 block and 2 steals vs. UC Santa Barbara
- Totaled 22 points, 8 assists, 1 block and 1 steal vs. Santa Clara

REDSHIRT - (2010-2011)

- Matt Carlino redshirted in 2010-11 as a freshman

BEFORE BYU

BLOOMINGTON SOUTH HIGH SCHOOL

- Led Bloomington South to a 23-1 record while averaging 13.4 points, 5.9 rebounds and 4.3 assists per game
- Led Bloomington South to the 4A State Regional Finals and a No. 1 ranking for much of the season
- Named to Indiana Junior All-Star Team and to All-Conference Indiana Team
- Graduated after his junior season
- Coached by J.R. Holmes

HIGHLAND HIGH SCHOOL

- As a sophomore led Highland to a 29-4 record and a trip to the state championship game while averaging 19.7 points,

6.2 rebounds, 5.5 assists and 2.7 steals per game

- Named first-team all-state, Fiesta Region Player of the Year and East Valley Player of the Year
- Scored 30-plus points six times
- As a freshman led Highland to a 24-6 record while averaging 16.2 points, 6.8 rebounds, 5.6 assists and 1.9 steals per game
- Scored 20-plus points eight times and 30-plus three times and set a career high with 35 points
- Named first-team All-Fiesta Region and second-team all-state
- Coach by his father, Mark Carlino

PERSONAL

- Parents are Mark and Brett Carlino
- Has one younger sister, Cate, and one younger brother, Jack
- Father, Mark, played basketball at Arizona State and uncle Brock Brunkhorst played basketball at Arizona
- Lists former Utah Jazz great, John Stockton, and New York Yankees' closer Mariano Rivera as his sports heroes

CAREER STATISTICS (ALL GAMES)


| YEAR | GP | GS | MIN | AVG | FG | FGA | PCT | 3FG | 3FGA | 3PCT | FT | FTA | PCT | OFF | DEF | TOT | AVG | PF | FO | A | TO | BLK | STL | PTS | AVG |
|--------------|-----------|-----------|------------|-------------|------------|------------|-------------|-----------|------------|-------------|-----------|-----------|-------------|----------|-----------|-----------|----------|-----------|----------|------------|-----------|----------|-----------|------------|-------------|
| 2011-12 | 25 | 24 | 692 | 27.7 | 110 | 274 | .401 | 41 | 124 | .331 | 44 | 58 | .759 | 9 | 66 | 75 | 3 | 58 | 2 | 115 | 75 | 7 | 36 | 305 | 12.2 |
| TOTAL | 25 | 24 | 692 | 27.7 | 110 | 274 | .401 | 41 | 124 | .331 | 44 | 58 | .759 | 9 | 66 | 75 | 3 | 58 | 2 | 115 | 75 | 7 | 36 | 305 | 12.2 |

CAREER STATISTICS (CONFERENCE GAMES)

| YEAR | GP | GS | MIN | AVG | FG | FGA | PCT | 3FG | 3FGA | 3PCT | FT | FTA | PCT | OFF | DEF | TOT | AVG | PF | FO | A | TO | BLK | STL | PTS | AVG |
|--------------|-----------|-----------|------------|-------------|-----------|------------|-------------|-----------|-----------|-------------|-----------|-----------|-------------|----------|-----------|-----------|------------|-----------|----------|-----------|-----------|----------|-----------|------------|-------------|
| 2011-12 | 16 | 16 | 437 | 27.3 | 72 | 177 | .407 | 23 | 77 | .299 | 29 | 41 | .707 | 7 | 43 | 50 | 3.1 | 37 | 2 | 74 | 36 | 4 | 22 | 196 | 12.3 |
| TOTAL | 16 | 16 | 437 | 27.3 | 72 | 177 | .407 | 23 | 77 | .299 | 29 | 41 | .707 | 7 | 43 | 50 | 3.1 | 37 | 2 | 74 | 36 | 4 | 22 | 196 | 12.3 |

CAREER HIGHS

- Points: 30, at San Francisco – 2/16/12
- Rebounds: 7, twice, last at San Diego – 1/16/12
- Assists: 11, Buffalo – 12/20/11
- Steals: 4, at San Francisco – 2/16/12
- Blocks: 1, 7 times, last vs. San Diego – 3/2/12
- FG made: 13, at San Francisco – 2/16/12
- FG attempts: 23, at Gonzaga – 2/23/12
- 3FG made: 4, twice, last at USF – 2/16/12
- 3FG attempts: 9, at Gonzaga – 2/23/12
- FT made: 7, at Portland – 2/4/12
- FT attempts: 8, at Portland – 2/4/12





3

TYLER HAWS

SOPHOMORE • GUARD • 6-5 • 200 • ALPINE, UTAH



FRESHMAN (2009-10)

- Named to All-MWC Third Team, Academic All-MWC and the HoopTV Las Vegas Classic All-Tournament Team
- Named Male Rookie of the Year at the Y Awards and was named team's Most Inspirational Player at the team banquet
- Averaged 11.3 points and 4.2 rebounds and shot .498 from the field, .368 from three and .917 from the free throw line — a school record for freshmen and the fourth-best percentage in NCAA history for freshmen
- Posted season highs of 24 points, 11 rebounds, 6 assists, 4 steals and 2 blocks
- Was 15th in the MWC in scoring, 20th in rebounding and 1st in free throw percentage and 4th in the NCAA in free throw percentage
- Set a BYU record by making 48-consecutive free throws
- Scored in double figures 21 times, had 20-plus points 4 times and posted 2 double-doubles and led the team in scoring 5 times, rebounds 8 times and assists 3 times
- Shot 8 of 12 from the field with career-bests 4 treys and 24 points against Wyoming, adding a team-high 6 boards and 1 block
- Posted a double-double with 20 points and 11 boards at UTEP, adding 2 assists and 1 steal in 36 minutes
- Posted a double-double against Arizona State with 17 points and 11 rebounds

BEFORE BYU

- Played for Quincy Lewis at Lone Peak High School where he was the all-time leading scorer (1,772 points)
- Named Deseret News Mr. Basketball as a junior and senior, only the second in the history of the state to earn the honor in back-to-back years
- Named 5A state MVP as a junior and senior by the Salt Lake Tribune and as a sophomore by the Deseret News
- Led Lone Peak to state titles as a sophomore and junior and a second-place finish as a senior
- Named Gatorade Utah Boys Basketball Player of the Year and the Daily Herald All-Valley Player of the Year as junior and a senior
- Named Multiple Sclerosis Utah High School Athlete of the Year as a senior
- Averaged 23.6 points, 8.3 rebounds and 2.7 assists as

a senior (22-3 record), 20.6 points, 4.6 rebounds and 3.1 assists as a junior (23-2 record) and 18.8 points as a sophomore (24-1 record)

- Named Region 4 MVP in 2007, 2008 and 2009
- Named Utah County Offensive MVP in 2007 and player of the year in 2008 and 2009
- Participated in the NBA Top 100 camp in Charlottesville, Va., and the Reebok All-America camp in Philadelphia in summer of 2008
- Named to Long Beach Press-Telegram Best in the West Second Team
- Played in Academic All-American Classic
- Named to USA All-Star Team in USA vs. Florida All-Star game
- Played for Dave Hammer for Salt Lake Metro club team

PERSONAL

- Parents are Marty and Tiffanie Haws
- Served a mission for The Church of Jesus Christ of Latter-day Saints in the Philippines
- Was born in Belgium
- Father Marty Haws played point guard for BYU from 1986-90
- Has one brother and one sister
- Plans to study business
- Lists interests as art, golf and fishing
- Also recruited by Stanford, Cal, Utah, Wake Forest, Davidson, Harvard and Penn

CAREER STATISTICS (ALL GAMES)


| YEAR | GP | GS | MIN | AVG | FG | FGA | PCT | 3FG | 3FGA | 3PCT | FT | FTA | PCT | OFF | DEF | TOT | AVG | PF | FO | A | TO | BLK | STL | PTS | AVG |
|--------------|-----------|-----------|------------|-------------|------------|------------|-------------|-----------|-----------|-------------|------------|------------|-------------|-----------|-----------|------------|------------|-----------|----------|-----------|-----------|----------|-----------|------------|-------------|
| 2009-10 | 35 | 33 | 924 | 26.4 | 131 | 263 | .498 | 25 | 68 | .368 | 110 | 120 | .917 | 49 | 97 | 146 | 4.2 | 53 | 0 | 54 | 41 | 5 | 26 | 397 | 11.3 |
| TOTAL | 35 | 33 | 924 | 26.4 | 131 | 263 | .498 | 25 | 68 | .368 | 110 | 120 | .917 | 49 | 97 | 146 | 4.2 | 53 | 0 | 54 | 41 | 5 | 26 | 397 | 11.3 |

CAREER STATISTICS (CONFERENCE GAMES)

| YEAR | GP | GS | MIN | AVG | FG | FGA | PCT | 3FG | 3FGA | 3PCT | FT | FTA | PCT | OFF | DEF | TOT | AVG | PF | FO | A | TO | BLK | STL | PTS | AVG |
|--------------|-----------|-----------|------------|-------------|-----------|------------|-------------|-----------|-----------|-------------|-----------|-----------|-------------|-----------|-----------|-----------|----------|-----------|----------|-----------|-----------|----------|-----------|------------|-------------|
| 2009-10 | 16 | 16 | 424 | 26.5 | 57 | 129 | .442 | 14 | 37 | .378 | 51 | 55 | .927 | 24 | 40 | 64 | 4 | 18 | 0 | 28 | 18 | 2 | 13 | 179 | 11.2 |
| TOTAL | 16 | 16 | 424 | 26.5 | 57 | 129 | .442 | 14 | 37 | .378 | 51 | 55 | .927 | 24 | 40 | 64 | 4 | 18 | 0 | 28 | 18 | 2 | 13 | 179 | 11.2 |

CAREER HIGHS

- Points: 24, Wyoming – 1/20/10
- Rebounds: 11, twice, last, at UTEP – 1/9/10
- Assists: 6, Idaho State – 11/17/09
- Steals: 4, Air Force – 2/13/10
- Blocks: 2, Idaho State – 11/17/09
- FG made: 8, Wyoming – 1/20/10
- FG attempts: 15, Wyoming – 1/20/10
- 3FG made: 4, Wyoming – 1/20/10
- 3FG attempts: 8, New Mexico – 2/27/10
- FT made: 10, at Wyoming – 2/20/10
- FT attempts: 10, twice, last, at Wyoming – 2/20/10





12

JOSH SHARP



SOPHOMORE • FORWARD • 6-7 • 185 • HIGHLAND, UTAH

FRESHMAN (2011-12)

- Played in 28 games
- Received Bronze Honors on the WCC Commissioner's Honor Roll
- Posted season highs of 5 points, 6 rebounds, 3 assists, 1 block and 1 steal
- Had at least 1 offensive rebound in 11 games
- Averaged 1.2 points and 1.4 rebounds
- Knocked down first career 3-pointer vs. Prairie View A&M
- Shot .391 from the field and .609 from the free throw line

BEFORE BYU

- Played for Quincy Lewis
- Helped the Knights to back-to-back state titles in 2007-08
- Named first-team all-state by the Deseret News and Salt Lake Tribune
- A team captain as a senior
- Averaged 13.5 points and 6.3 rebounds as a senior
- Redshirted the 2008-09 season at Utah after graduating from Lone Peak

PERSONAL

- Parents are Joe and Debbie Sharp
- Wife's name is Jordan
- Served a mission for The Church of Jesus Christ of Latter-day Saints in Houston

CAREER STATISTICS (ALL GAMES)


| YEAR | GP | GS | MIN | AVG | FG | FGA | PCT | 3FG | 3FGA | 3PCT | FT | FTA | PCT | OFF | DEF | TOT | AVG | PF | FO | A | TO | BLK | STL | PTS | AVG |
|--------------|-----------|----------|------------|------------|----------|-----------|-------------|----------|----------|-------------|-----------|-----------|-------------|-----------|-----------|-----------|------------|-----------|----------|-----------|-----------|----------|----------|-----------|------------|
| 2011-12 | 28 | 0 | 197 | 7.0 | 9 | 23 | .391 | 1 | 5 | .200 | 14 | 23 | .609 | 16 | 22 | 38 | 1.4 | 21 | 0 | 12 | 12 | 3 | 4 | 33 | 1.2 |
| TOTAL | 28 | 0 | 197 | 7.0 | 9 | 23 | .391 | 1 | 5 | .200 | 14 | 23 | .609 | 16 | 22 | 38 | 1.4 | 21 | 0 | 12 | 12 | 3 | 4 | 33 | 1.2 |

CAREER STATISTICS (CONFERENCE GAMES)

| YEAR | GP | GS | MIN | AVG | FG | FGA | PCT | 3FG | 3FGA | 3PCT | FT | FTA | PCT | OFF | DEF | TOT | AVG | PF | FO | A | TO | BLK | STL | PTS | AVG |
|--------------|-----------|----------|-----------|------------|----------|----------|-------------|----------|----------|-------------|-----------|-----------|-------------|----------|----------|-----------|------------|----------|----------|----------|----------|----------|----------|-----------|------------|
| 2011-12 | 13 | 0 | 63 | 4.8 | 0 | 4 | .000 | 0 | 1 | .000 | 10 | 14 | .714 | 6 | 4 | 10 | 0.8 | 7 | 0 | 3 | 2 | 3 | 2 | 10 | 0.8 |
| TOTAL | 13 | 0 | 63 | 4.8 | 0 | 4 | .000 | 0 | 1 | .000 | 10 | 14 | .714 | 6 | 4 | 10 | 0.8 | 7 | 0 | 3 | 2 | 3 | 2 | 10 | 0.8 |

CAREER HIGHS

- Points: 5, twice, last vs. Prairie View A&M – 11/22/11
- Rebounds: 6, twice, last, Prairie View A&M – 11/22/11
- Assists: 3, Longwood – 11/18/11
- Steals: 1, 4 times, last at Gonzaga – 2/23/12
- Blocks: 1, 3 times, last at Gonzaga – 2/23/12
- FG made: 2, three times, last, Buffalo – 12/20/11
- FG attempts: 4, at Utah State – 11/11/11
- 3FG made: 1, Prairie View A&M – 11/22/11
- 3FG attempts: 1, five times, last vs. Pepperdine – 2/11/12
- FT made: 3, Pepperdine – 2/11/12
- FT attempts: 4, twice, last, Pepperdine – 2/11/12



20

ANSON WINDER

SOPHOMORE • GUARD • 6-3 • 195 • LAS VEGAS, NEV.



FRESHMAN (2011-12):

- Started 15 times and played in 34 games
- Posted season highs of 20 points, 4 rebounds, 9 assists, 4 steals and 2 blocks
- Was 14th in the WCC in steals
- Was BYU's assist leader in 7 games, scored in double figures 5 times and had 3-plus steals 7 times
- Got first start in 14 games vs. Gonzaga and posted 10 points, 5 assists, 4 boards and 3 steals
- Hit 7 of 8 from the field and 6 of 7 from downtown for a career-best 20 points vs. Buffalo
- Had 9 points, 4 rebounds, 4 assists and 4 steals against Nevada, his first career start
- Averaged 4.3 points, 1.7 assists, 1.6 rebounds and 1.0 steals

BEFORE BYU:

- Coached by Grant Rice
- Helped lead Bishop Gorman to back-to-back Nevada 4A state titles
- Averaged 17 points and 7 boards as a senior and led Bishop Gorman to a 30-2 record
- Earned first-team All-Southwest League and first-team All-Sunset Division honors
- As a junior averaged 13.8 points, 8.2 rebounds and 3.0 assists and helped Bishop Gorman to a 28-5 record
- Earned All-Southwest League honors and Bishop Gorman's Sportsmanship Award as a junior
- Earned all-tournament honors at the Wyoming Energy Classic
- Played for Triple Double Elite AAU team coached by Terrell Jamerson

PERSONAL:

- Parents are Chuck Winder and Teresa Williams
- Has one sister
- Also recruited by Nevada, SMU, Portland, UC Riverside and Idaho

CAREER STATISTICS (ALL GAMES)


| YEAR | GP | GS | MIN | AVG | FG | FGA | PCT | 3FG | 3FGA | 3PCT | FT | FTA | PCT | OFF | DEF | TOT | AVG | PF | FO | A | TO | BLK | STL | PTS | AVG |
|--------------|-----------|-----------|------------|-------------|-----------|------------|-------------|-----------|-----------|-------------|-----------|-----------|-------------|----------|-----------|-----------|------------|-----------|----------|-----------|-----------|----------|-----------|------------|------------|
| 2011-12 | 34 | 15 | 551 | 16.2 | 48 | 131 | .366 | 25 | 84 | .298 | 26 | 41 | .634 | 3 | 50 | 53 | 1.6 | 40 | 0 | 57 | 32 | 3 | 35 | 147 | 4.3 |
| TOTAL | 34 | 15 | 551 | 16.2 | 48 | 131 | .366 | 25 | 84 | .298 | 26 | 41 | .634 | 3 | 50 | 53 | 1.6 | 40 | 0 | 57 | 32 | 3 | 35 | 147 | 4.3 |

CAREER STATISTICS (CONFERENCE GAMES)

| YEAR | GP | GS | MIN | AVG | FG | FGA | PCT | 3FG | 3FGA | 3PCT | FT | FTA | PCT | OFF | DEF | TOT | AVG | PF | FO | A | TO | BLK | STL | PTS | AVG |
|--------------|-----------|----------|------------|-------------|-----------|-----------|-------------|-----------|-----------|-------------|-----------|-----------|-------------|----------|-----------|-----------|------------|-----------|----------|-----------|-----------|----------|-----------|-----------|------------|
| 2011-12 | 16 | 7 | 238 | 14.9 | 23 | 62 | .371 | 10 | 36 | .278 | 11 | 14 | .786 | 1 | 26 | 27 | 1.7 | 26 | 0 | 19 | 11 | 0 | 20 | 67 | 4.2 |
| TOTAL | 16 | 7 | 238 | 14.9 | 23 | 62 | .371 | 10 | 36 | .278 | 11 | 14 | .786 | 1 | 26 | 27 | 1.7 | 26 | 0 | 19 | 11 | 0 | 20 | 67 | 4.2 |

CAREER HIGHS

- Points: 20, Buffalo – 12/20/11
- Rebounds: 6, at San Francisco – 2/16/12
- Assists: 9, vs Northern Arizona – 11/30/11
- Steals: 4, vs Nevada – 11/25/11
- Blocks: 2, vs Northern Arizona – 11/30/11
- FG made: 7, Buffalo – 12/20/11
- FG attempts: 9, vs Nevada – 11/25/11
- 3FG made: 6, Buffalo – 12/20/11
- 3FG attempts: 7, twice, last, Pepperdine – 2/11/12
- FT made: 3, twice, last, UCSB – 12/22/11
- FT attempts: 5, Longwood – 11/18/11





30

COOPER AINGE

FRESHMAN • GUARD • 6-0 • 175 • WELLESLEY, MASS.

BEFORE BYU:

- Prepped at Wellesley High School
- Averaged 13.8 points, 4.8 rebounds, 4.0 assists and 1.8 steals per game as a senior
- Posted season highs of 26 points, 5 threes, 8 assists and 5 steals
- Led the Raiders to a record of 14-9 overall and 10-7 in league play

(NBA champion in 1984 and 1986, NBA All-Star in 1988), coached the Phoenix Suns and is the current executive director of basketball operations for the Boston Celtics

- Has three brothers and two sisters
- Brother Austin played basketball at BYU from 2002 to 2007 and earned All-MWC Honorable Mention honors in 2005 and 2007

PERSONAL:

- Parents are Danny and Michelle Ainge
- Father Danny played at BYU (All-American and 1981 Wooden Award recipient), played in the NBA from 1981-95



23

CORY CALVERT

FRESHMAN • GUARD • 6-3 • 185 • PARKER, COLO.

BEFORE BYU:

- Prepped at Chaparral High School for Rob Johnson
- Named the 2012 5A MVP in Colorado by the Denver Post and MaxPreps.com
- Named first-team all-state, Continental League Player of the Year and the Joint Effort Co-Player of the Year
- Led Chaparral to the 2012 5A state title and a 25-3 record while averaging 22.3 points, 6.0 rebounds and 5.1 assists
- As a junior averaged 15.8 points, 4.8 boards and 3.9 assists and earned first-team All-Continental League and honorable mention all-state honors
- As a sophomore averaged 12.3 points, 5.2 rebounds and 4.7 assists and was named second-team all-league

PERSONAL:

- Parents are Cory and Michelle
- Has three sisters
- Planning to serve a mission following the season



5

AGUSTIN AMBROSINO

JUNIOR • F • 6-8 • 225 • CORDOBA, ARGENTINA

BEFORE BYU:

- Played at Salt Lake Community College for Todd Phillips in 2011-12
- Averaged 9.6 points and 5.3 rebounds while shooting .498 from the field, .438 from three and .778 from the free throw line as SLCC went 22-9
- Posted season highs of 22 points and 10 rebounds
- Earned All-SWAC honors
- Played at Gulf Coast State College as a freshman where he averaged 5.8 points and 2.8 rebounds while shooting .463 from the field and .415 from three
- Prepped at San Jose School in his hometown of Cordoba

PERSONAL:

- Parents are Nestor Ambrosino and Maria Alejandra Noriega
- His father Nestor played minor league basketball in Argentina
- Has two sisters
- Enjoys watching movies, listening to music and watching any kind of sports, including soccer, tennis and volleyball



1

RAUL DELGADO

JUNIOR • GUARD • 6-2 • 195 • CHIHUAHUA, MEXICO

BEFORE BYU:

- Played two seasons at Western Nebraska Community College for Russell Beck and was a team captain
- As a sophomore in 2011-12 led WNCC to a 26-7 record, averaged 18.3 points, 3.2 rebounds and 1.8 steals per game while shooting .485 from the field, .433 from three and .768 from the free throw line
- Hit 93 3-pointers on the season and posted season highs of 45 points, 12 threes, 7 assists and 6 steals
- Junior College MVP in Nebraska
- Averaged 16.8 points as a senior and led Springville to the 4A state quarterfinals
- During the summer of 2011 represented Mexico in the World University Games and averaged 5.3 points, 2.6 rebounds and 1.0 steals
- Earned honorable mention All-America honors
- Played football at Springville, was recruited to play at Utah

PERSONAL:

- Parents are Luis Raul Delgado Torres and Maria de Los Angeles Cruz Muños
- Has one sister
- Lived with his adoptive family, David and Cheri Erekson and their five children, when he came to the United States
- Is engaged to McKenzie Marie Daily
- Also recruited by Colorado, Penn State, Wyoming, UCLA, Montana, South Dakota, Texas Tech, TCU, Wichita State and Utah State



42

IAN HARWARD

FRESHMAN • C • 6-11 • 215 • OREM, UTAH

REDSHIRT - (2011-2012):

- Ian Harward redshirted in 2011-12 as a freshman

- Served a mission for The Church of Jesus Christ of Latter-day Saints in San Antonio, Texas
- Also recruited by Utah State

BEFORE BYU:

- Helped Orem to a 15-7 record
- Averaged 14.0 points per game
- Played for Mike O'Connor and Mike Conner
- Played for the Pump 'N Run AAU team run by John Palica and coached by O'Connor and Todd Phillips
- Registered 35 points, 13 rebounds and 10 blocks in a Tri-City Tournament game near Seattle

PERSONAL:

- Parents are Brad and Alice Harward
- Wife's name is Sarah



15

KYLE ROSE

FRESHMAN • F • 6-0 • 180 • BEAVERTON, ORE.

REDSHIRT - (2009-2010):

- Kyle Rose redshirted in 2009-10 as a freshman

BEFORE BYU:

- Prepped at Southridge High School
- Also played football and helped Southridge to a 12-2 record and the Oregon state title in 2008 playing wide receiver and defensive back
- Earned All-Metro Honorable Mention honors

PERSONAL:

- Parents are Scott and Kristin
- Oldest of four children
- Uncle is BYU basketball coach Dave Rose
- Has a collection of approximately 150 pairs Nike shoes
- Served a mission for The Church of Jesus Christ of Latter-day Saints in Salt Lake City and spoke Spanish

CRAIG CUSICK CAREER STATISTICS

CUSICK 2011-12 GAME-BY-GAME

| OPPONENT | DATE | GS | MIN | FG | FGA | PCT | 3FG | FGA | PCT | FT | FTA | PCT | OFF | DEF | TOT | AVG | PF | FO | A | TO | BLK | STL | PTS | AVG | |
|----------------------|----------|----|-----|-----|-----|-------|------|-----|-------|------|-----|-------|------|-----|-----|-----|-----|----|---|----|-----|-----|-----|-----|-----|
| AT UTAH STATE | 11/11/11 | | 9 | 0 | 0 | .000 | 0 | 0 | .000 | 2 | 2 | 1.000 | 0 | 0 | 0 | 0.0 | 1 | 0 | 0 | 0 | 0 | 1 | 2 | 2.0 | |
| BYU-HAWAII | 11/15/11 | | 23 | 2 | 5 | .400 | 1 | 4 | .250 | 1 | 2 | .500 | 0 | 3 | 3 | 1.5 | 1 | 0 | 0 | 0 | 0 | 1 | 6 | 4.0 | |
| LONGWOOD | 11/18/11 | * | 16 | 1 | 3 | .333 | 1 | 3 | .333 | 0 | 0 | .000 | 0 | 2 | 2 | 1.7 | 3 | 0 | 1 | 0 | 0 | 0 | 3 | 3.7 | |
| PRAIRIE VIEW A&M | 11/22/11 | * | 19 | 1 | 2 | .500 | 1 | 2 | .500 | 0 | 0 | .000 | 0 | 3 | 3 | 2.0 | 0 | 0 | 2 | 0 | 0 | 0 | 3 | 3.5 | |
| VS NEVADA | 11/25/11 | | 2 | 0 | 0 | .000 | 0 | 0 | .000 | 0 | 1 | .000 | 0 | 0 | 0 | 1.6 | 0 | 0 | 0 | 0 | 0 | 0 | 1 | 0 | 2.8 |
| VS WISCONSIN | 11/26/11 | | 20 | 1 | 1 | 1.000 | 0 | 0 | .000 | 0 | 0 | .000 | 1 | 0 | 1 | 1.5 | 3 | 0 | 4 | 1 | 0 | 1 | 2 | 2.7 | |
| VS NORTHERN ARIZONA | 11/30/11 | | 13 | 1 | 3 | .333 | 0 | 2 | .000 | 0 | 0 | .000 | 0 | 1 | 1 | 1.4 | 0 | 0 | 2 | 2 | 0 | 1 | 2 | 2.6 | |
| VS OREGON | 12/03/11 | | 3 | 0 | 0 | .000 | 0 | 0 | .000 | 0 | 0 | .000 | 0 | 1 | 1 | 1.4 | 0 | 0 | 0 | 0 | 0 | 0 | 0 | 2.3 | |
| WEBER STATE | 12/07/11 | | 21 | 0 | 1 | .000 | 0 | 0 | .000 | 0 | 0 | .000 | 0 | 2 | 2 | 1.4 | 4 | 0 | 8 | 0 | 0 | 1 | 0 | 2.0 | |
| AT UTAH | 12/10/11 | | 28 | 2 | 5 | .400 | 2 | 4 | .500 | 4 | 5 | .800 | 0 | 3 | 3 | 1.6 | 3 | 0 | 6 | 2 | 0 | 0 | 10 | 2.8 | |
| BAYLOR | 12/17/11 | * | 18 | 1 | 3 | .333 | 0 | 2 | .000 | 0 | 0 | .000 | 0 | 0 | 0 | 1.5 | 1 | 0 | 4 | 1 | 0 | 0 | 2 | 2.7 | |
| BUFFALO | 12/20/11 | | 13 | 0 | 1 | .000 | 0 | 1 | .000 | 0 | 0 | .000 | 0 | 0 | 0 | 1.3 | 1 | 0 | 3 | 1 | 0 | 0 | 0 | 2.5 | |
| UC SANTA BARBARA | 12/22/11 | | 8 | 0 | 0 | .000 | 0 | 0 | .000 | 1 | 2 | .500 | 0 | 0 | 0 | 1.2 | 0 | 0 | 1 | 0 | 0 | 1 | 2 | 2.4 | |
| CAL STATE SAN MARCOS | 12/27/11 | | 15 | 2 | 3 | .667 | 0 | 1 | .000 | 1 | 1 | 1.000 | 0 | 1 | 1 | 1.2 | 0 | 0 | 1 | 1 | 0 | 1 | 5 | 2.6 | |
| AT SAINT MARYS | 12/29/11 | | 15 | 2 | 2 | 1.000 | 1 | 1 | 1.000 | 0 | 0 | .000 | 0 | 1 | 1 | 1.2 | 4 | 0 | 3 | 1 | 0 | 1 | 5 | 2.7 | |
| SAN DIEGO | 12/31/11 | | 19 | 1 | 1 | 1.000 | 1 | 1 | 1.000 | 0 | 0 | .000 | 0 | 1 | 1 | 1.2 | 0 | 0 | 3 | 1 | 0 | 1 | 3 | 2.8 | |
| AT LOYOLA MARYMOUNT | 01/05/11 | | 18 | 3 | 6 | .500 | 3 | 3 | 1.000 | 0 | 0 | .000 | 0 | 4 | 4 | 1.4 | 1 | 0 | 0 | 2 | 0 | 1 | 9 | 3.1 | |
| SAN FRANCISCO | 01/07/12 | | 10 | 1 | 3 | .333 | 1 | 2 | .500 | 0 | 0 | .000 | 0 | 1 | 1 | 1.3 | 0 | 0 | 1 | 1 | 0 | 0 | 3 | 3.1 | |
| SANTA CLARA | 01/14/12 | | 19 | 1 | 1 | 1.000 | 1 | 1 | 1.000 | 0 | 0 | .000 | 0 | 0 | 0 | 1.3 | 2 | 0 | 0 | 1 | 0 | 0 | 3 | 3.1 | |
| AT SAN DIEGO | 01/16/12 | | 18 | 3 | 3 | 1.000 | 2 | 2 | 1.000 | 0 | 0 | .000 | 0 | 1 | 1 | 1.3 | 0 | 0 | 0 | 0 | 0 | 0 | 8 | 3.4 | |
| LOYOLA MARYMOUNT | 01/19/12 | | 17 | 0 | 3 | .000 | 0 | 2 | .000 | 0 | 0 | .000 | 0 | 0 | 0 | 1.2 | 1 | 0 | 4 | 1 | 0 | 1 | 2 | 3.2 | |
| AT PEPPERDINE | 01/21/12 | | 23 | 0 | 0 | .000 | 0 | 0 | .000 | 4 | 6 | .667 | 0 | 2 | 2 | 1.2 | 1 | 0 | 2 | 0 | 0 | 1 | 4 | 3.2 | |
| AT VIRGINIA TECH | 01/25/12 | | 5 | 0 | 0 | .000 | 0 | 0 | .000 | 0 | 0 | .000 | 0 | 0 | 0 | 1.2 | 1 | 0 | 0 | 0 | 0 | 0 | 0 | 3.1 | |
| SAINT MARYS | 01/28/12 | | 13 | 1 | 2 | .500 | 1 | 2 | .500 | 0 | 0 | .000 | 0 | 0 | 0 | 1.1 | 0 | 0 | 1 | 0 | 0 | 1 | 3 | 3.1 | |
| GONZAGA | 02/02/12 | | 15 | 0 | 3 | .000 | 0 | 1 | .000 | 0 | 0 | .000 | 0 | 3 | 3 | 1.2 | 1 | 0 | 2 | 0 | 0 | 2 | 0 | 3.0 | |
| AT PORTLAND | 02/04/12 | | 29 | 4 | 9 | .444 | 2 | 4 | .500 | 2 | 4 | .500 | 1 | 2 | 3 | 1.3 | 1 | 0 | 0 | 2 | 0 | 4 | 12 | 3.3 | |
| PEPPERDINE | 02/11/12 | | 27 | 1 | 4 | .250 | 1 | 2 | .500 | 0 | 0 | .000 | 0 | 1 | 1 | 1.3 | 1 | 0 | 5 | 1 | 0 | 1 | 3 | 3.3 | |
| AT SAN FRANCISCO | 02/16/12 | | 13 | 0 | 2 | .000 | 0 | 1 | .000 | 1 | 2 | .500 | 0 | 0 | 0 | 1.2 | 1 | 0 | 2 | 0 | 0 | 1 | 1 | 3.2 | |
| AT SANTA CLARA | 02/18/12 | | 19 | 0 | 1 | .000 | 0 | 1 | .000 | 0 | 0 | .000 | 1 | 1 | 2 | 1.2 | 1 | 0 | 5 | 1 | 0 | 1 | 0 | 3.1 | |
| AT GONZAGA | 02/23/12 | | 14 | 1 | 5 | .200 | 1 | 5 | .200 | 0 | 0 | .000 | 1 | 1 | 2 | 1.3 | 2 | 0 | 0 | 0 | 0 | 0 | 3 | 3.1 | |
| PORTLAND | 02/25/12 | | 17 | 0 | 4 | .000 | 0 | 2 | .000 | 3 | 4 | .750 | 1 | 3 | 4 | 1.4 | 1 | 0 | 1 | 1 | 0 | 1 | 3 | 3.1 | |
| VS SAN DIEGO | 03/02/12 | | 24 | 1 | 2 | .500 | 0 | 1 | .000 | 0 | 0 | .000 | 0 | 2 | 2 | 1.4 | 0 | 0 | 3 | 2 | 0 | 1 | 2 | 3.1 | |
| VS GONZAGA | 03/03/12 | | 10 | 0 | 2 | .000 | 0 | 1 | .000 | 0 | 0 | .000 | 0 | 1 | 1 | 1.4 | 1 | 0 | 0 | 0 | 0 | 0 | 0 | 3.0 | |
| VS IONA | 03/13/12 | | 26 | 0 | 4 | .000 | 0 | 2 | .000 | 0 | 1 | .000 | 0 | 5 | 5 | 1.5 | 2 | 0 | 8 | 1 | 0 | 2 | 0 | 2.9 | |
| VS MARQUETTE | 03/15/12 | | 29 | 3 | 5 | .600 | 3 | 5 | .600 | 3 | 4 | .750 | 0 | 2 | 2 | 1.5 | 1 | 0 | 2 | 1 | 0 | 2 | 12 | 3.1 | |
| TOTAL | | | 3 | 588 | 33 | 89 | .371 | 22 | 58 | .379 | 22 | 34 | .647 | 5 | 47 | 52 | 1.5 | 39 | 0 | 74 | 25 | 0 | 29 | 110 | 3.1 |

CUSICK IN CONFERENCE GAMES

| YEAR | GP | GS | MIN | AVG | FG | FGA | PCT | 3FG | FGA | PCT | FT | FTA | PCT | OFF | DEF | TOT | AVG | PF | FO | A | TO | BLK | STL | PTS | AVG | W-L |
|---------|----|----|-----|------|----|-----|------|-----|-----|------|----|-----|------|-----|-----|-----|-----|----|----|----|----|-----|-----|-----|-----|------|
| 2011-12 | 16 | 0 | 286 | 17.9 | 18 | 49 | .367 | 14 | 30 | .467 | 10 | 16 | .625 | 4 | 21 | 25 | 1.6 | 17 | 0 | 29 | 12 | 0 | 17 | 60 | 3.8 | 12-4 |
| TOTAL | 16 | 0 | 286 | 17.9 | 18 | 49 | .367 | 14 | 30 | .467 | 10 | 16 | .625 | 4 | 21 | 25 | 1.6 | 17 | 0 | 29 | 12 | 0 | 17 | 60 | 3.8 | 12-4 |

CUSICK IN CONFERENCE TOURNAMENT GAMES

| YEAR | GP | GS | MIN | AVG | FG | FGA | PCT | 3FG | FGA | PCT | FT | FTA | PCT | OFF | DEF | TOT | AVG | PF | FO | A | TO | BLK | STL | PTS | AVG | W-L |
|-------|----|----|-----|------|----|-----|------|-----|-----|------|----|-----|------|-----|-----|-----|-----|----|----|---|----|-----|-----|-----|-----|-----|
| 2012 | 2 | 0 | 34 | 17.0 | 1 | 4 | .250 | 0 | 2 | .000 | 0 | 0 | .000 | 0 | 3 | 3 | 1.5 | 1 | 0 | 3 | 2 | 0 | 1 | 2 | 1.0 | 1-1 |
| TOTAL | 2 | 0 | 34 | 17.0 | 1 | 4 | .250 | 0 | 2 | .000 | 0 | 0 | .000 | 0 | 3 | 3 | 1.5 | 1 | 0 | 3 | 2 | 0 | 1 | 2 | 1.0 | 1-1 |

CUSICK IN THE NCAA TOURNAMENT

| YEAR | GP | GS | MIN | AVG | FG | FGA | PCT | 3FG | FGA | PCT | FT | FTA | PCT | OFF | DEF | TOT | AVG | PF | FO | A | TO | BLK | STL | PTS | AVG | W-L |
|-------|----|----|-----|------|----|-----|------|-----|-----|------|----|-----|------|-----|-----|-----|-----|----|----|----|----|-----|-----|-----|-----|-----|
| 2012 | 2 | 0 | 55 | 27.5 | 3 | 9 | .333 | 3 | 7 | .429 | 3 | 5 | .600 | 0 | 7 | 7 | 3.5 | 3 | 0 | 10 | 2 | 0 | 4 | 12 | 6.0 | 1-1 |
| TOTAL | 2 | 0 | 55 | 27.5 | 3 | 9 | .333 | 3 | 7 | .429 | 3 | 5 | .600 | 0 | 7 | 7 | 3.5 | 3 | 0 | 10 | 2 | 0 | 4 | 12 | 6.0 | 1-1 |

BRANDON DAVIES CAREER STATISTICS

DAVIES 2011-12 GAME-BY-GAME

| OPPONENT | DATE | GS | MIN | FG | FGA | PCT | 3FG | FGA | PCT | FT | FTA | PCT | OFF | DEF | TOT | AVG | PF | FO | A | TO | BLK | STL | PTS | AVG |
|---------------------|----------|----|-----|----|-----|------|-----|-----|------|----|-----|-------|-----|-----|-----|-----|----|----|---|----|-----|-----|-----|------|
| AT UTAH STATE | 11/11/11 | * | 24 | 4 | 10 | .400 | 0 | 0 | .000 | 5 | 9 | .556 | 2 | 3 | 5 | 5.0 | 3 | 0 | 1 | 3 | 1 | 2 | 13 | 13.0 |
| BYU-HAWAII | 11/15/11 | * | 28 | 10 | 13 | .769 | 0 | 0 | .000 | 5 | 6 | .833 | 3 | 6 | 9 | 7.0 | 3 | 0 | 3 | 5 | 2 | 1 | 25 | 19.0 |
| LONGWOOD | 11/18/11 | * | 20 | 1 | 3 | .333 | 0 | 0 | .000 | 0 | 0 | .000 | 2 | 2 | 4 | 6.0 | 3 | 0 | 4 | 5 | 0 | 0 | 2 | 13.3 |
| PRAIRIE VIEW A&M | 11/22/11 | * | 26 | 4 | 8 | .500 | 0 | 0 | .000 | 5 | 6 | .833 | 3 | 5 | 8 | 6.5 | 3 | 0 | 3 | 4 | 2 | 1 | 13 | 13.3 |
| VS NEVADA | 11/25/11 | * | 25 | 4 | 8 | .500 | 0 | 0 | .000 | 2 | 2 | 1.000 | 0 | 3 | 3 | 5.8 | 5 | 1 | 4 | 0 | 1 | 0 | 10 | 12.6 |
| VS WISCONSIN | 11/26/11 | * | 30 | 4 | 10 | .400 | 0 | 0 | .000 | 1 | 1 | 1.000 | 0 | 4 | 4 | 5.5 | 2 | 0 | 1 | 4 | 0 | 3 | 9 | 12.0 |
| VS NORTHERN ARIZONA | 11/30/11 | * | 28 | 6 | 9 | .667 | 0 | 0 | .000 | 2 | 2 | 1.000 | 2 | 7 | 9 | 6.0 | 1 | 0 | 3 | 0 | 0 | 1 | 14 | 12.3 |
| VS OREGON | 12/03/11 | * | 20 | 2 | 10 | .200 | 0 | 0 | .000 | 2 | 2 | 1.000 | 1 | 4 | 5 | 5.9 | 5 | 1 | 2 | 1 | 1 | 0 | 6 | 11.5 |
| WEBER STATE | 12/07/11 | * | 22 | 5 | 11 | .455 | 0 | 0 | .000 | 1 | 1 | 1.000 | 3 | 6 | 9 | 6.2 | 4 | 0 | 0 | 2 | 3 | 1 | 11 | 11.4 |
| AT UTAH | 12/10/11 | * | 25 | 1 | 4 | .250 | 0 | 0 | .000 | 1 | 2 | .500 | 3 | 6 | 9 | 6.5 | 3 | 0 | 1 | 1 | 1 | 1 | 3 | 10.6 |
| BAYLOR | 12/17/11 | * | 36 | 6 | 15 | .400 | 0 | 1 | .000 | 6 | 9 | .667 | 5 | 8 | | | | | | | | | | |

| | | | | | | | | | | | | | | | | | | | | | | | | | |
|---------------------|----------|---|----|------|-----|------|------|---|-------|------|-----|------|------|----|-----|-----|-----|-----|---|----|-----|----|----|------|------|
| AT LOYOLA MARYMOUNT | 01/05/11 | * | 29 | 6 | 12 | .500 | 0 | 0 | .000 | 3 | 5 | .600 | 0 | 10 | 10 | 8.2 | 4 | 0 | 2 | 6 | 2 | 0 | 15 | 13.0 | |
| SAN FRANCISCO | 01/07/12 | * | 22 | 5 | 9 | .556 | 0 | 0 | .000 | 2 | 4 | .500 | 2 | 4 | 6 | 8.1 | 4 | 0 | 6 | 2 | 2 | 1 | 12 | 12.9 | |
| SANTA CLARA | 01/14/12 | * | 29 | 9 | 13 | .692 | 0 | 0 | .000 | 5 | 7 | .714 | 0 | 5 | 5 | 7.9 | 4 | 0 | 2 | 2 | 1 | 2 | 23 | 13.5 | |
| AT SAN DIEGO | 01/16/12 | * | 32 | 3 | 9 | .333 | 0 | 0 | .000 | 6 | 10 | .600 | 6 | 6 | 12 | 8.2 | 2 | 0 | 2 | 2 | 2 | 1 | 12 | 13.4 | |
| LOYOLA MARYMOUNT | 01/19/12 | * | 31 | 4 | 8 | .500 | 0 | 0 | .000 | 6 | 8 | .750 | 2 | 7 | 9 | 8.2 | 5 | 1 | 2 | 2 | 2 | 0 | 14 | 13.4 | |
| AT PEPPERDINE | 01/21/12 | * | 35 | 7 | 14 | .500 | 0 | 0 | .000 | 15 | 18 | .833 | 0 | 6 | 6 | 8.1 | 3 | 0 | 4 | 3 | 2 | 0 | 29 | 14.1 | |
| AT VIRGINIA TECH | 01/25/12 | * | 24 | 3 | 9 | .333 | 0 | 0 | .000 | 11 | 12 | .917 | 2 | 3 | 5 | 8.0 | 4 | 0 | 4 | 3 | 1 | 1 | 17 | 14.3 | |
| SAINT MARYS | 01/28/12 | * | 32 | 6 | 18 | .333 | 0 | 0 | .000 | 2 | 4 | .500 | 4 | 3 | 7 | 7.9 | 4 | 0 | 1 | 6 | 1 | 2 | 14 | 14.3 | |
| GONZAGA | 02/02/12 | * | 31 | 7 | 12 | .583 | 0 | 0 | .000 | 1 | 3 | .333 | 2 | 3 | 5 | 7.8 | 4 | 0 | 1 | 4 | 1 | 1 | 15 | 14.3 | |
| AT PORTLAND | 02/04/12 | * | 38 | 7 | 13 | .538 | 0 | 0 | .000 | 4 | 10 | .400 | 5 | 8 | 13 | 8.0 | 2 | 0 | 4 | 4 | 1 | 8 | 18 | 14.4 | |
| PEPPERDINE | 02/11/12 | * | 27 | 3 | 7 | .429 | 0 | 0 | .000 | 7 | 8 | .875 | 2 | 5 | 7 | 8.0 | 0 | 0 | 2 | 4 | 2 | 0 | 13 | 14.4 | |
| AT SAN FRANCISCO | 02/16/12 | * | 21 | 3 | 7 | .429 | 0 | 0 | .000 | 0 | 0 | .000 | 0 | 5 | 5 | 7.9 | 4 | 0 | 2 | 2 | 2 | 1 | 6 | 14.1 | |
| AT SANTA CLARA | 02/18/12 | * | 26 | 6 | 7 | .857 | 0 | 0 | .000 | 8 | 11 | .727 | 0 | 3 | 3 | 7.7 | 4 | 0 | 0 | 4 | 2 | 0 | 20 | 14.3 | |
| AT GONZAGA | 02/23/12 | * | 36 | 8 | 18 | .444 | 0 | 0 | .000 | 7 | 10 | .700 | 4 | 6 | 10 | 7.8 | 5 | 1 | 1 | 4 | 2 | 6 | 23 | 14.6 | |
| PORTLAND | 02/25/12 | * | 37 | 10 | 13 | .769 | 0 | 0 | .000 | 5 | 7 | .714 | 1 | 1 | 2 | 7.6 | 2 | 0 | 2 | 4 | 0 | 1 | 25 | 14.9 | |
| VS SAN DIEGO | 03/02/12 | * | 25 | 6 | 9 | .667 | 1 | 1 | 1.000 | 3 | 8 | .375 | 0 | 5 | 5 | 7.5 | 4 | 0 | 1 | 1 | 0 | 1 | 16 | 14.9 | |
| VS GONZAGA | 03/03/12 | * | 30 | 7 | 11 | .636 | 0 | 0 | .000 | 3 | 8 | .375 | 0 | 2 | 2 | 7.3 | 4 | 0 | 1 | 3 | 2 | 0 | 17 | 15.0 | |
| VS IONA | 03/13/12 | * | 35 | 8 | 14 | .571 | 0 | 0 | .000 | 2 | 5 | .400 | 3 | 12 | 15 | 7.6 | 3 | 0 | 2 | 7 | 2 | 3 | 18 | 15.1 | |
| VS MARQUETTE | 03/15/12 | * | 33 | 7 | 15 | .467 | 0 | 1 | 1.000 | 5 | 11 | .455 | 4 | 8 | 12 | 7.7 | 4 | 0 | 3 | 1 | 2 | 1 | 19 | 15.2 | |
| TOTAL | | | 35 | 1002 | 196 | 380 | .516 | 1 | 3 | .333 | 139 | 210 | .662 | 79 | 190 | 269 | 7.7 | 114 | 4 | 73 | 100 | 47 | 51 | 532 | 15.2 |

DAVIES 2010-11 GAME-BY-GAME

| OPPONENT | DATE | GS | MIN | FG | FGA | PCT | 3FG | FGA | PCT | FT | FTA | PCT | OFF | DEF | TOT | AVG | PF | FO | A | TO | BLK | STL | PTS | AVG | |
|--------------------|----------|----|-----|-----|-----|-------|------|-----|------|------|-----|-------|------|-----|-----|-----|-----|----|---|----|-----|-----|-----|------|------|
| FRESNO STATE | 11/12/10 | * | 14 | 0 | 1 | .000 | 0 | 0 | .000 | 2 | 2 | 1.000 | 0 | 5 | 5 | 5.0 | 0 | 0 | 0 | 3 | 0 | 0 | 2 | 2.0 | |
| UTAH STATE | 11/17/10 | * | 1 | 0 | 0 | .000 | 0 | 0 | .000 | 0 | 0 | .000 | 0 | 1 | 1 | 3.0 | 1 | 0 | 0 | 1 | 0 | 0 | 0 | 1.0 | |
| CHICAGO STATE | 11/20/10 | * | 13 | 6 | 6 | 1.000 | 0 | 0 | .000 | 3 | 4 | .750 | 1 | 5 | 6 | 4.0 | 3 | 0 | 1 | 0 | 1 | 0 | 15 | 5.7 | |
| MISSISSIPPI VALLEY | 11/23/10 | * | 17 | 4 | 10 | .400 | 0 | 0 | .000 | 5 | 5 | 1.000 | 3 | 7 | 10 | 5.5 | 3 | 0 | 0 | 2 | 3 | 0 | 13 | 7.5 | |
| VS SOUTH FLORIDA | 11/26/10 | * | 34 | 1 | 10 | .100 | 0 | 0 | .000 | 2 | 6 | .333 | 4 | 2 | 6 | 5.6 | 4 | 0 | 1 | 0 | 1 | 0 | 4 | 6.8 | |
| VS ST. MARYS | 11/27/10 | * | 17 | 3 | 6 | .500 | 0 | 0 | .000 | 3 | 6 | .500 | 3 | 3 | 6 | 5.7 | 5 | 1 | 0 | 1 | 1 | 0 | 9 | 7.2 | |
| AT CREIGHTON | 12/01/10 | * | 27 | 9 | 11 | .818 | 0 | 0 | .000 | 6 | 9 | .667 | 5 | 1 | 6 | 5.7 | 3 | 0 | 0 | 0 | 0 | 0 | 24 | 9.6 | |
| VS HAWAII | 12/04/10 | * | 20 | 3 | 6 | .500 | 0 | 0 | .000 | 3 | 4 | .750 | 2 | 2 | 4 | 5.5 | 3 | 0 | 2 | 1 | 1 | 1 | 9 | 9.5 | |
| VS VERMONT | 12/08/10 | * | 28 | 5 | 7 | .714 | 0 | 0 | .000 | 2 | 3 | .667 | 0 | 1 | 1 | 5.0 | 3 | 0 | 2 | 2 | 0 | 2 | 12 | 9.8 | |
| VS ARIZONA | 12/11/10 | * | 13 | 5 | 5 | 1.000 | 0 | 0 | .000 | 1 | 1 | 1.000 | 0 | 1 | 1 | 4.6 | 4 | 0 | 1 | 0 | 0 | 0 | 11 | 9.9 | |
| VS UCLA | 12/18/10 | * | 30 | 7 | 9 | .778 | 0 | 0 | .000 | 4 | 6 | .667 | 5 | 1 | 6 | 4.7 | 5 | 1 | 0 | 2 | 1 | 0 | 18 | 10.6 | |
| AT WEBER STATE | 12/21/10 | * | 29 | 4 | 11 | .364 | 0 | 0 | .000 | 2 | 4 | .500 | 3 | 5 | 8 | 5.0 | 3 | 0 | 1 | 1 | 1 | 2 | 10 | 10.6 | |
| UTEP | 12/23/10 | * | 29 | 6 | 9 | .667 | 0 | 0 | .000 | 3 | 4 | .750 | 3 | 4 | 7 | 5.2 | 2 | 0 | 2 | 2 | 0 | 1 | 15 | 10.9 | |
| AT BUFFALO | 12/30/10 | * | 31 | 7 | 14 | .500 | 0 | 0 | .000 | 4 | 6 | .667 | 3 | 3 | 6 | 5.2 | 3 | 0 | 1 | 2 | 2 | 1 | 18 | 11.4 | |
| FRESNO PACIFIC | 01/01/11 | * | 23 | 1 | 3 | .333 | 0 | 0 | .000 | 2 | 4 | .500 | 1 | 4 | 5 | 5.2 | 2 | 0 | 3 | 0 | 0 | 0 | 4 | 10.9 | |
| AT UNLV | 01/05/11 | * | 29 | 5 | 9 | .556 | 0 | 0 | .000 | 5 | 7 | .714 | 4 | 6 | 10 | 5.5 | 3 | 0 | 1 | 1 | 0 | 0 | 15 | 11.2 | |
| AIR FORCE | 01/08/11 | * | 19 | 2 | 4 | .500 | 0 | 0 | .000 | 6 | 7 | .857 | 3 | 3 | 6 | 5.5 | 5 | 1 | 1 | 2 | 0 | 1 | 10 | 11.1 | |
| AT UTAH | 01/11/11 | * | 15 | 5 | 13 | .385 | 0 | 0 | .000 | 2 | 4 | .500 | 1 | 0 | 1 | 5.3 | 4 | 0 | 0 | 2 | 1 | 1 | 12 | 11.2 | |
| TCU | 01/18/11 | * | 30 | 3 | 10 | .300 | 0 | 0 | .000 | 7 | 11 | .636 | 1 | 8 | 9 | 5.5 | 1 | 0 | 2 | 1 | 1 | 1 | 13 | 11.3 | |
| AT COLORADO STATE | 01/22/11 | * | 23 | 5 | 8 | .625 | 0 | 0 | .000 | 2 | 4 | .500 | 5 | 4 | 9 | 5.7 | 5 | 1 | 2 | 0 | 1 | 1 | 12 | 11.3 | |
| SAN DIEGO STATE | 01/26/11 | * | 26 | 6 | 8 | .750 | 0 | 0 | .000 | 2 | 4 | .500 | 0 | 5 | 5 | 5.6 | 3 | 0 | 2 | 1 | 1 | 1 | 14 | 11.4 | |
| AT NEW MEXICO | 01/29/11 | * | 38 | 6 | 14 | .429 | 0 | 0 | .000 | 3 | 3 | 1.000 | 4 | 4 | 8 | 5.7 | 2 | 0 | 2 | 1 | 0 | 1 | 15 | 11.6 | |
| AT WYOMING | 02/02/11 | * | 37 | 9 | 15 | .600 | 0 | 0 | .000 | 2 | 5 | .400 | 4 | 5 | 9 | 5.9 | 4 | 0 | 0 | 6 | 2 | 2 | 20 | 12.0 | |
| UNLV | 02/05/11 | * | 19 | 1 | 3 | .333 | 0 | 0 | .000 | 2 | 2 | 1.000 | 1 | 2 | 3 | 5.8 | 4 | 0 | 1 | 0 | 3 | 0 | 4 | 11.6 | |
| AT AIR FORCE | 02/09/11 | * | 31 | 5 | 5 | 1.000 | 0 | 0 | .000 | 3 | 3 | 1.000 | 0 | 8 | 8 | 5.8 | 3 | 0 | 6 | 2 | 1 | 0 | 13 | 11.7 | |
| UTAH | 02/12/11 | * | 37 | 1 | 6 | .167 | 0 | 0 | .000 | 0 | 0 | .000 | 1 | 6 | 7 | 5.9 | 3 | 0 | 4 | 2 | 1 | 3 | 2 | 11.3 | |
| AT TCU | 02/19/11 | * | 32 | 3 | 7 | .429 | 0 | 0 | .000 | 5 | 7 | .714 | 1 | 5 | 6 | 5.9 | 1 | 0 | 4 | 2 | 1 | 0 | 11 | 11.3 | |
| COLORADO STATE | 02/23/11 | * | 32 | 1 | 3 | .333 | 0 | 0 | .000 | 12 | 16 | .750 | 5 | 10 | 15 | 6.2 | 4 | 0 | 1 | 4 | 0 | 1 | 14 | 11.4 | |
| AT SAN DIEGO STATE | 02/26/11 | * | 27 | 2 | 6 | .333 | 0 | 0 | .000 | 0 | 1 | .000 | 0 | 6 | 6 | 6.2 | 4 | 0 | 3 | 3 | 1 | 1 | 4 | 11.1 | |
| TOTAL | | | 26 | 721 | 115 | 219 | .525 | 0 | 0 | .000 | 93 | 138 | .674 | 63 | 117 | 180 | 6.2 | 90 | 4 | 43 | 44 | 27 | 20 | 323 | 11.1 |

DAVIES 2009-10 GAME-BY-GAME

| OPPONENT | DATE | GS | MIN | FG | FGA | PCT | 3FG | FGA | PCT | FT | FTA | PCT | OFF | DEF | TOT | AVG | PF | FO | A | TO | BLK | STL | PTS | AVG |
|--------------------|----------|----|-----|----|-----|-------|-----|-----|------|----|-----|-------|-----|-----|-----|-----|----|----|---|----|-----|-----|-----|-----|
| BRADLEY BRAVES | 11/13/09 | * | 10 | 1 | 1 | 1.000 | 0 | 0 | .000 | 1 | 4 | .250 | 3 | 0 | 3 | 3.0 | 4 | 0 | 0 | 2 | 1 | 0 | 3 | 3.0 |
| IDAHO STATE | 11/17/09 | * | 14 | 0 | 1 | .000 | 0 | 0 | .000 | 2 | 2 | 1.000 | 1 | 3 | 4 | 3.5 | 2 | 0 | 1 | 0 | 1 | 0 | 2 | 2.5 |
| AT HAWAII | 11/20/09 | * | 10 | 3 | 3 | 1.000 | 0 | 0 | .000 | 0 | 0 | .000 | 0 | 1 | 1 | 2.7 | 1 | 0 | 1 | 1 | 0 | 0 | 6 | 3.7 |
| SOUTHERN | 11/24/09 | * | 18 | 4 | 7 | .571 | 0 | 0 | .000 | 2 | 6 | .800 | 4 | 0 | 0 | 2 | 1 | 1 | 0 | 1 | 1 | 0 | 8 | 4.8 |
| WEBER STATE | 11/27/09 | * | 11 | 3 | 3 | 1.000 | 0 | 0 | .000 | 4 | 4 | 1.000 | 2 | 2 | 4 | 4.0 | 1 | 0 | 0 | 0 | 0 | 1 | 10 | 5.8 |
| AT UTAH STATE | 12/02/09 | * | 7 | 0 | 1 | .000 | 0 | 0 | .000 | 0 | 0 | .000 | 0 | 0 | 0 | 3.3 | 1 | 0 | 0 | 1 | 0 | 0 | 0 | 4.8 |
| VS SAN FRANCISCO | 12/05/09 | * | 15 | 1 | 2 | .500 | 0 | 0 | .000 | 2 | 2 | 1.000 | 0 | 3 | 3 | 3.3 | 3 | 0 | 4 | 1 | 0 | 4 | 4 | 4.7 |
| ARIZONA STATE | 12/08/09 | * | 17 | 1 | 1 | 1.000 | 0 | 0 | .000 | 0 | 0 | .000 | 1 | 2 | 3 | 3.3 | 3 | 0 | 1 | 1 | 0 | 0 | 2 | 4.4 |
| AT FRESNO STATE | 12/12/09 | * | 6 | 0 | 0 | .000 | 0 | 0 | .000 | 1 | 4 | .250 | 1 | 1 | 2 | 3.1 | 3 | 0 | 1 | 0 | 1 | 0 | 1 | 4.0 |
| WAGNER | 12/17/09 | * | 15 | 0 | 3 | .000 | 0 | 0 | .000 | 0 | 2 | .000 | 1 | 2 | 3 | 3.1 | 1 | 0 | 1 | 2 | 1 | 0 | 0 | 3.6 |
| EASTERN WASHINGTON | 12/19/09 | * | 17 | 5 | 5 | 1.000 | 0 | 0 | .000 | 2 | 2 | 1.000 | 0 | 0 | 0 | 2.8 | 2 | 0 | 0 | 0 | 1 | 0 | 12 | 4.4 |
| VS NEVADA | 12/22/09 | * | 10 | 3 | 5 | .600 | 0 | 0 | .000 | 2 | 2 | 1.000 | 1 | 2 | 3 | 2.8 | 4 | 0 | 1 | 0 | 1 | 0 | 8 | 4.7 |
| VS NEBRASKA | 12/23/09 | * | 14 | 6 | 7 | .857 | 0 | 0 | .000 | 2 | 6 | .333 | 2 | 2 | 4 | 2.9 | 4 | 0 | 0 | 2 | 0 | 0 | 14 | 5.4 |
| AT ARIZONA | 12/28/09 | * | 13 | 2 | 5 | .400 | 0 | 0 | .000 | 2 | 3 | .667 | 1 | 1 | 2 | 2.9 | 4 | 0 | 0 | 0 | 0 | 1 | 6 | 5.4 |
| EASTERN NEW MEXICO | 01/02/10 | * | 14 | 3 | 6 | .500 | 0 | 0 | .000 | 2 | 2 | 1.000 | 0 | 1 | 1 | 2.7 | 2 | 0 | 0 | 2 | 1 | 1 | 8 | 5.6 |
| UNLV | 01/06/10 | * | 11 | 2 | 5 | .400 | 0 | 0 | .000 | 0 | 0 | .000 | 2 | 2 | 4 | 2.8 | 1 | 0 | 0 | 3 | 0 | 1 | 4 | 5.5 |
| AT UTEP | 01/09/10 | * | 17 | 5 | 6 | .833 | 0 | 0 | .000 | | | | | | | | | | | | | | | |

| | | | | | | | | | | | | | | | | | | | | | | | | | | | | | | | |
|--------------------|----------|----|-----|----|-------|------|---|------|------|---|-------|------|---|----|-----|-----|----|---|---|---|---|----|-----|-----|---|---|---|---|-----|--|--|
| UTAH STATE | 11/17/10 | 4 | 0 | 0 | .000 | 0 | 0 | .000 | 0 | 0 | .000 | 0 | 1 | 1 | 2.0 | 0 | 0 | 0 | 0 | 0 | 0 | 0 | 0 | 0 | 0 | 0 | 0 | 0 | 1.5 | | |
| CHICAGO STATE | 11/20/10 | 16 | 3 | 7 | .429 | 3 | 6 | .500 | 2 | 2 | 1.000 | 0 | 3 | 3 | 2.3 | 3 | 0 | 2 | 1 | 0 | 2 | 11 | 4.7 | | | | | | | | |
| MISSISSIPPI VALLEY | 11/23/10 | 17 | 2 | 5 | .400 | 1 | 3 | .333 | 0 | 0 | .000 | 0 | 3 | 3 | 2.5 | 2 | 0 | 2 | 1 | 0 | 2 | 5 | 4.8 | | | | | | | | |
| VS SOUTH FLORIDA | 11/26/10 | 11 | 0 | 1 | .000 | 0 | 1 | .000 | 1 | 2 | .500 | 1 | 0 | 1 | 2.2 | 0 | 0 | 1 | 0 | 0 | 1 | 1 | 4.0 | | | | | | | | |
| VS ST. MARYS | 11/27/10 | 1 | 0 | 0 | .000 | 0 | 0 | .000 | 0 | 0 | .000 | 0 | 0 | 0 | 1.8 | 0 | 0 | 0 | 0 | 0 | 0 | 0 | 3.3 | | | | | | | | |
| VS HAWAII | 12/04/10 | 9 | 1 | 3 | .333 | 1 | 3 | .333 | 0 | 0 | .000 | 0 | 0 | 0 | 1.6 | 3 | 0 | 0 | 0 | 0 | 1 | 3 | 3.3 | | | | | | | | |
| VS VERMONT | 12/08/10 | 3 | 0 | 1 | .000 | 0 | 1 | .000 | 0 | 0 | .000 | 0 | 2 | 2 | 1.6 | 0 | 0 | 0 | 0 | 0 | 0 | 0 | 2.9 | | | | | | | | |
| VS ARIZONA | 12/11/10 | 3 | 0 | 0 | .000 | 0 | 0 | .000 | 0 | 0 | .000 | 0 | 0 | 0 | 1.4 | 0 | 0 | 0 | 0 | 0 | 0 | 0 | 2.6 | | | | | | | | |
| VS UCLA | 12/18/10 | 8 | 1 | 1 | 1.000 | 0 | 0 | .000 | 1 | 1 | 1.000 | 0 | 0 | 0 | 1.3 | 0 | 0 | 0 | 1 | 0 | 0 | 3 | 2.6 | | | | | | | | |
| AT WEBER STATE | 12/21/10 | 3 | 0 | 1 | .000 | 0 | 1 | .000 | 0 | 0 | .000 | 0 | 0 | 0 | 1.2 | 0 | 0 | 0 | 0 | 0 | 0 | 0 | 2.4 | | | | | | | | |
| UTEP | 12/23/10 | 2 | 0 | 0 | .000 | 0 | 0 | .000 | 0 | 0 | .000 | 0 | 0 | 0 | 1.1 | 0 | 0 | 1 | 0 | 0 | 0 | 0 | 2.2 | | | | | | | | |
| AT BUFFALO | 12/30/10 | 1 | 0 | 0 | .000 | 0 | 0 | .000 | 0 | 0 | .000 | 1 | 0 | 1 | 1.1 | 0 | 0 | 0 | 0 | 0 | 0 | 0 | 2.0 | | | | | | | | |
| FRESNO PACIFIC | 01/01/11 | 10 | 0 | 3 | .000 | 0 | 2 | .000 | 0 | 0 | .000 | 1 | 2 | 3 | 1.2 | 0 | 0 | 0 | 0 | 0 | 0 | 0 | 1.9 | | | | | | | | |
| AIR FORCE | 01/08/11 | 2 | 0 | 1 | .000 | 0 | 1 | .000 | 0 | 0 | .000 | 0 | 0 | 0 | 1.1 | 0 | 0 | 0 | 0 | 0 | 0 | 0 | 1.7 | | | | | | | | |
| AT UTAH | 01/11/11 | 3 | 0 | 0 | .000 | 0 | 0 | .000 | 0 | 0 | .000 | 0 | 0 | 0 | 1.1 | 0 | 0 | 1 | 0 | 0 | 1 | 0 | 1.6 | | | | | | | | |
| TCU | 01/18/11 | 3 | 0 | 0 | .000 | 0 | 0 | .000 | 0 | 0 | .000 | 0 | 1 | 1 | 1.1 | 0 | 0 | 0 | 0 | 0 | 0 | 0 | 1.5 | | | | | | | | |
| AT NEW MEXICO | 01/29/11 | 0 | 0 | 0 | .000 | 0 | 0 | .000 | 0 | 0 | .000 | 0 | 0 | 0 | 1.0 | 0 | 0 | 0 | 0 | 0 | 0 | 0 | 1.4 | | | | | | | | |
| AT WYOMING | 02/02/11 | 2 | 0 | 0 | .000 | 0 | 0 | .000 | 0 | 0 | .000 | 0 | 0 | 0 | 0.9 | 0 | 0 | 0 | 0 | 0 | 0 | 0 | 1.4 | | | | | | | | |
| UNLV | 02/05/11 | 3 | 0 | 0 | .000 | 0 | 0 | .000 | 0 | 0 | .000 | 0 | 0 | 0 | 0.9 | 0 | 0 | 0 | 0 | 0 | 0 | 0 | 1.3 | | | | | | | | |
| AT AIR FORCE | 02/09/11 | 8 | 1 | 4 | .250 | 2 | 2 | .000 | 2 | 3 | .667 | 0 | 2 | 2 | 1.0 | 2 | 0 | 1 | 0 | 0 | 0 | 4 | 1.4 | | | | | | | | |
| UTAH | 02/12/11 | 1 | 0 | 0 | .000 | 0 | 0 | .000 | 0 | 0 | .000 | 0 | 0 | 0 | 0.9 | 0 | 0 | 0 | 0 | 0 | 0 | 0 | 1.4 | | | | | | | | |
| AT TCU | 02/19/11 | 2 | 0 | 1 | .000 | 0 | 0 | .000 | 0 | 0 | .000 | 1 | 0 | 1 | 0.9 | 0 | 0 | 0 | 0 | 0 | 0 | 0 | 1.3 | | | | | | | | |
| NEW MEXICO | 03/02/11 | 11 | 1 | 1 | 1.000 | 0 | 0 | .000 | 1 | 2 | .500 | 1 | 0 | 1 | 0.9 | 2 | 0 | 0 | 0 | 0 | 1 | 3 | 1.4 | | | | | | | | |
| WYOMING | 03/05/11 | 5 | 0 | 0 | .000 | 0 | 0 | .000 | 0 | 2 | .000 | 0 | 2 | 2 | 1.0 | 0 | 0 | 0 | 0 | 0 | 0 | 0 | 1.3 | | | | | | | | |
| VS TCU | 03/10/11 | 4 | 0 | 0 | .000 | 0 | 0 | .000 | 0 | 0 | .000 | 0 | 0 | 0 | 0.9 | 0 | 0 | 0 | 0 | 0 | 0 | 0 | 1.3 | | | | | | | | |
| VS SAN DIEGO STATE | 03/12/11 | 5 | 0 | 0 | .000 | 0 | 0 | .000 | 0 | 0 | .000 | 0 | 0 | 0 | 0.9 | 0 | 0 | 0 | 0 | 0 | 0 | 0 | 1.2 | | | | | | | | |
| VS GONZAGA | 03/19/11 | 1 | 0 | 0 | .000 | 0 | 0 | .000 | 0 | 0 | .000 | 0 | 0 | 0 | 0.9 | 0 | 0 | 0 | 0 | 0 | 0 | 0 | 1.2 | | | | | | | | |
| VS FLORIDA | 03/24/11 | 1 | 0 | 0 | .000 | 0 | 0 | .000 | 0 | 0 | .000 | 0 | 0 | 0 | 0.8 | 0 | 0 | 1 | 0 | 0 | 0 | 0 | 1.1 | | | | | | | | |
| TOTAL | | 0 | 150 | 10 | 32 | .313 | 6 | 22 | .273 | 7 | 12 | .583 | 5 | 19 | 24 | 0.8 | 13 | 0 | 9 | 4 | 0 | 8 | 33 | 1.1 | | | | | | | |

ZYLSTRA 2009-10 GAME-BY-GAME

| | | | | | | | | | | | | | | | | | | | | | | | | | |
|--------------------|----------|----|-----|----|-------|------|-----|------|------|----|------|------|-----|-----|-----|-----|----|----|---|----|-----|-----|-----|-----|-----|
| OPPONENT | DATE | GS | MIN | FG | FGA | PCT | 3FG | FGA | PCT | FT | FTA | PCT | OFF | DEF | TOT | AVG | PF | FO | A | TO | BLK | STL | PTS | AVG | |
| IDAHO STATE | 11/17/09 | 2 | 0 | 0 | .000 | 0 | 0 | .000 | 0 | 0 | .000 | 0 | 0 | 0 | 0.0 | 1 | 0 | 0 | 0 | 0 | 0 | 0 | 0 | 0.0 | |
| AT HAWAII | 11/20/09 | 1 | 1 | 1 | 1.000 | 0 | 0 | .000 | 0 | 0 | .000 | 0 | 0 | 0 | 0.0 | 0 | 0 | 0 | 0 | 0 | 0 | 0 | 2 | 1.0 | |
| SOUTHERN | 11/24/09 | 5 | 1 | 3 | .333 | 0 | 1 | .000 | 0 | 0 | .000 | 0 | 1 | 1 | 0.3 | 0 | 0 | 0 | 0 | 0 | 0 | 0 | 2 | 1.3 | |
| WEBER STATE | 11/27/09 | 1 | 0 | 0 | .000 | 0 | 0 | .000 | 0 | 0 | .000 | 0 | 0 | 0 | 0.3 | 0 | 0 | 0 | 0 | 0 | 0 | 0 | 0 | 1.0 | |
| AT UTAH STATE | 12/02/09 | 1 | 0 | 0 | .000 | 0 | 0 | .000 | 0 | 0 | .000 | 0 | 0 | 0 | 0.2 | 0 | 0 | 0 | 0 | 0 | 0 | 0 | 0 | 0.8 | |
| VS SAN FRANCISCO | 12/05/09 | 2 | 0 | 0 | .000 | 0 | 0 | .000 | 0 | 0 | .000 | 0 | 0 | 0 | 0.2 | 0 | 0 | 0 | 0 | 0 | 0 | 0 | 0 | 0.7 | |
| WAGNER | 12/17/09 | 4 | 0 | 1 | .000 | 0 | 1 | .000 | 0 | 0 | .000 | 0 | 0 | 0 | 0.1 | 1 | 0 | 0 | 0 | 0 | 1 | 0 | 0 | 0.6 | |
| EASTERN WASHINGTON | 12/19/09 | 6 | 1 | 3 | .333 | 0 | 0 | .000 | 0 | 0 | .000 | 1 | 3 | 4 | 0.6 | 0 | 0 | 0 | 1 | 0 | 0 | 0 | 2 | 0.8 | |
| VS NEBRASKA | 12/23/09 | 0 | 0 | 0 | .000 | 0 | 0 | .000 | 0 | 0 | .000 | 0 | 0 | 0 | 0.6 | 0 | 0 | 0 | 0 | 0 | 0 | 0 | 0 | 0.7 | |
| AT ARIZONA | 12/28/09 | 1 | 0 | 0 | .000 | 0 | 0 | .000 | 0 | 0 | .000 | 0 | 1 | 1 | 0.6 | 0 | 0 | 0 | 0 | 0 | 0 | 0 | 0 | 0.6 | |
| EASTERN NEW MEXICO | 01/02/10 | 15 | 1 | 3 | .333 | 0 | 0 | .000 | 3 | 4 | .750 | 0 | 5 | 5 | 1.0 | 0 | 0 | 1 | 1 | 0 | 1 | 5 | 1.0 | | |
| AT AIR FORCE | 01/13/10 | 2 | 0 | 0 | .000 | 0 | 0 | .000 | 1 | 2 | .500 | 0 | 0 | 0 | 0.9 | 0 | 0 | 0 | 0 | 0 | 0 | 0 | 1 | 1.0 | |
| COLORADO STATE | 01/16/10 | 3 | 0 | 0 | .000 | 0 | 0 | .000 | 0 | 0 | .000 | 0 | 0 | 0 | 0.8 | 0 | 0 | 1 | 0 | 0 | 0 | 0 | 0 | 0.9 | |
| AIR FORCE | 02/13/10 | 8 | 0 | 1 | .000 | 0 | 0 | .000 | 1 | 2 | .500 | 0 | 0 | 0 | 0.8 | 1 | 0 | 0 | 1 | 0 | 0 | 1 | 0 | 1 | 0.9 |
| AT COLORADO STATE | 02/17/10 | 2 | 0 | 0 | .000 | 0 | 0 | .000 | 0 | 0 | .000 | 0 | 1 | 1 | 0.8 | 0 | 0 | 0 | 1 | 0 | 0 | 0 | 0 | 0.9 | |
| AT WYOMING | 02/20/10 | 1 | 1 | 2 | .500 | 0 | 0 | .000 | 0 | 0 | .000 | 1 | 0 | 1 | 0.8 | 0 | 0 | 0 | 0 | 0 | 0 | 0 | 2 | 0.9 | |
| SAN DIEGO STATE | 02/24/10 | 1 | 1 | 1 | 1.000 | 0 | 0 | .000 | 0 | 0 | .000 | 0 | 0 | 0 | 0.8 | 0 | 0 | 0 | 0 | 0 | 0 | 0 | 2 | 1.0 | |
| AT UTAH | 03/03/10 | 3 | 0 | 1 | .000 | 0 | 0 | .000 | 0 | 0 | .000 | 0 | 0 | 0 | 0.7 | 1 | 0 | 0 | 0 | 0 | 0 | 0 | 0 | 0.9 | |
| AT TCU | 03/06/10 | 4 | 1 | 2 | .500 | 0 | 1 | .000 | 0 | 0 | .000 | 0 | 0 | 0 | 0.7 | 0 | 0 | 0 | 0 | 0 | 0 | 2 | 1.0 | | |
| VS KANSAS STATE | 03/20/10 | 1 | 0 | 0 | .000 | 0 | 0 | .000 | 0 | 0 | .000 | 0 | 0 | 0 | 0.7 | 0 | 0 | 0 | 0 | 0 | 0 | 0 | 1.0 | | |
| TOTAL | | 0 | 63 | 7 | 18 | .389 | 0 | 3 | .000 | 5 | 8 | .625 | 2 | 11 | 13 | 0.7 | 4 | 0 | 2 | 4 | 1 | 1 | 19 | 1.0 | |

ZYLSTRA IN CONFERENCE GAMES

| | | | | | | | | | | | | | | | | | | | | | | | | | | |
|---------|----|----|-----|------|----|-----|------|-----|-----|------|----|-----|------|-----|-----|-----|-----|----|----|----|----|-----|-----|-----|-----|------|
| YEAR | GP | GS | MIN | AVG | FG | FGA | PCT | 3FG | FGA | PCT | FT | FTA | PCT | OFF | DEF | TOT | AVG | PF | FO | A | TO | BLK | STL | PTS | AVG | W-L |
| 2009-10 | 8 | 0 | 24 | 3.0 | 3 | 7 | .429 | 0 | 1 | .000 | 2 | 4 | .500 | 1 | 1 | 2 | 0.3 | 2 | 0 | 1 | 2 | 0 | 0 | 8 | 1.0 | 8-0 |
| 2010-11 | 11 | 0 | 40 | 3.6 | 2 | 7 | .286 | 0 | 3 | .000 | 3 | 7 | .429 | 2 | 5 | 7 | 0.6 | 4 | 0 | 2 | 0 | 0 | 2 | 7 | 0.6 | 9-2 |
| 2011-12 | 15 | 9 | 426 | 28.4 | 41 | 88 | .466 | 20 | 57 | .351 | 20 | 33 | .606 | 17 | 57 | 74 | 4.9 | 27 | 0 | 23 | 19 | 2 | 17 | 122 | 8.1 | 11-4 |
| TOTAL | 34 | 9 | 490 | 14.4 | 46 | 102 | .451 | 20 | 61 | .328 | 25 | 44 | .568 | 20 | 63 | 83 | 2.4 | 33 | 0 | 26 | 21 | 2 | 19 | 137 | 4.0 | 28-6 |

ZYLSTRA IN CONFERENCE TOURNAMENT GAMES

| | | | | | | | | | | | | | | | | | | | | | | | | | | |
|-------|----|----|-----|------|----|-----|------|-----|-----|------|----|-----|------|-----|-----|-----|-----|----|----|---|----|-----|-----|-----|-----|-----|
| YEAR | GP | GS | MIN | AVG | FG | FGA | PCT | 3FG | FGA | PCT | FT | FTA | PCT | OFF | DEF | TOT | AVG | PF | FO | A | TO | BLK | STL | PTS | AVG | W-L |
| 2011 | 2 | 0 | 9 | 4.5 | 0 | 0 | .000 | 0 | 0 | .000 | 0 | 0 | .000 | 0 | 0 | 0 | 0.0 | 0 | 0 | 0 | 0 | 0 | 0 | 0 | 0.0 | 1-1 |
| 2012 | 2 | 2 | 66 | 33.0 | 6 | 13 | .462 | 2 | 5 | .400 | 1 | 2 | .500 | 1 | 10 | 11 | 5.5 | 3 | 0 | 2 | 1 | 1 | 5 | 15 | 7.5 | 1-1 |
| TOTAL | 4 | 2 | 75 | 18.8 | 6 | 13 | .462 | 2 | 5 | .400 | 1 | 2 | .500 | 1 | 10 | 11 | 2.8 | 3 | 0 | 2 | 1 | 1 | 5 | 15 | 4.5 | 2-2 |

ZYLSTRA IN THE NCAA TOURNAMENT

| | | | | | | | | | | | | | | | | | | | | | | | | | | |
|------|----|----|-----|------|----|-----|------|-----|-----|------|----|-----|------|-----|-----|-----|-----|----|----|---|----|-----|-----|-----|-----|-----|
| YEAR | GP | GS | MIN | AVG | FG | FGA | PCT | 3FG | FGA | PCT | FT | FTA | PCT | OFF | DEF | TOT | AVG | PF | FO | A | TO | BLK | STL | PTS | AVG | W-L |
| 2010 | 1 | 0 | 1 | 1.0 | 0 | 0 | .000 | 0 | 0 | .000 | 0 | 0 | .000 | 0 | 0 | 0 | 0.0 | 0 | 0 | 0 | 0 | 0 | 0 | 0 | 0.0 | 0-1 |
| 2011 | 2 | 0 | 2 | 1.0 | 0 | 0 | .000 | 0 | 0 | .000 | 0 | 0 | .000 | 0 | 0 | 0 | 0.0 | 0 | 0 | 1 | 0 | 0 | 0 | 0 | 0.0 | 1-1 |
| 2012 | 2 | 2 | 59 | 29.5 | 4 | 11 | .364 | 1 | 5 | .200 | 5 | 7 | .714 | 3 | 7 | | | | | | | | | | | |

| | | | | | | | | | | | | | | | | | | | | | | | | | |
|------------------|----------|---|----|-----|-----|------|------|----|------|------|----|-------|------|---|----|-----|-----|----|---|-----|----|---|----|------|------|
| PEPPERDINE | 02/11/12 | * | 20 | 4 | 11 | .364 | 1 | 7 | .143 | 1 | 1 | 1.000 | 0 | 3 | 3 | 3.3 | 0 | 0 | 6 | 3 | 0 | 3 | 10 | 12.6 | |
| AT SAN FRANCISCO | 02/16/12 | * | 37 | 13 | 19 | .684 | 4 | 7 | .571 | 0 | 1 | .000 | 0 | 4 | 4 | 3.3 | 1 | 0 | 3 | 3 | 0 | 4 | 30 | 13.6 | |
| AT SANTA CLARA | 02/18/12 | * | 22 | 1 | 4 | .250 | 0 | 1 | .000 | 0 | 0 | .000 | 1 | 2 | 3 | 3.3 | 2 | 0 | 7 | 2 | 0 | 2 | 2 | 12.9 | |
| AT GONZAGA | 02/23/12 | * | 33 | 7 | 23 | .304 | 3 | 9 | .333 | 1 | 3 | .333 | 0 | 2 | 2 | 3.3 | 4 | 0 | 3 | 4 | 0 | 2 | 18 | 13.2 | |
| PORTLAND | 02/25/12 | * | 32 | 3 | 8 | .375 | 0 | 2 | .000 | 2 | 4 | .500 | 0 | 3 | 3 | 3.2 | 1 | 0 | 8 | 2 | 0 | 0 | 8 | 13.0 | |
| VS SAN DIEGO | 03/02/12 | * | 29 | 3 | 9 | .333 | 2 | 4 | .500 | 0 | 0 | .000 | 0 | 1 | 1 | 3.1 | 4 | 0 | 7 | 9 | 1 | 1 | 8 | 12.7 | |
| VS GONZAGA | 03/03/12 | * | 33 | 4 | 12 | .333 | 2 | 6 | .333 | 2 | 2 | 1.000 | 0 | 3 | 3 | 3.1 | 2 | 0 | 4 | 5 | 0 | 1 | 12 | 12.7 | |
| VS IONA | 03/13/12 | * | 20 | 2 | 7 | .286 | 0 | 3 | .000 | 2 | 2 | 1.000 | 0 | 1 | 1 | 3.0 | 1 | 0 | 2 | 5 | 0 | 1 | 6 | 12.4 | |
| VS MARQUETTE | 03/15/12 | * | 32 | 2 | 10 | .200 | 1 | 4 | .250 | 2 | 2 | 1.000 | 0 | 2 | 2 | 3.0 | 2 | 0 | 4 | 5 | 0 | 2 | 7 | 12.2 | |
| TOTAL | | | 24 | 692 | 110 | 274 | .401 | 41 | 124 | .331 | 44 | 58 | .759 | 9 | 66 | 75 | 3.0 | 58 | 2 | 115 | 75 | 7 | 36 | 305 | 12.2 |

CARLINO IN CONFERENCE GAMES

| | | | | | | | | | | | | | | | | | | | | | | | | | | |
|---------|----|----|-----|------|----|-----|------|-----|-----|------|----|-----|------|-----|-----|-----|-----|----|----|----|----|-----|-----|-----|------|------|
| YEAR | GP | GS | MIN | AVG | FG | FGA | PCT | 3FG | FGA | PCT | FT | FTA | PCT | OFF | DEF | TOT | AVG | PF | FO | A | TO | BLK | STL | PTS | AVG | W-L |
| 2011-12 | 16 | 16 | 437 | 27.3 | 72 | 177 | .407 | 23 | 77 | .299 | 29 | 41 | .707 | 7 | 43 | 50 | 3.1 | 37 | 2 | 74 | 36 | 4 | 22 | 196 | 12.3 | 12-4 |
| TOTAL | 16 | 16 | 437 | 27.3 | 72 | 177 | .407 | 23 | 77 | .299 | 29 | 41 | .707 | 7 | 43 | 50 | 3.1 | 37 | 2 | 74 | 36 | 4 | 22 | 196 | 12.3 | 12-4 |

CARLINO IN CONFERENCE TOURNAMENT GAMES

| | | | | | | | | | | | | | | | | | | | | | | | | | | |
|-------|----|----|-----|------|----|-----|------|-----|-----|------|----|-----|-------|-----|-----|-----|-----|----|----|----|----|-----|-----|-----|------|-----|
| YEAR | GP | GS | MIN | AVG | FG | FGA | PCT | 3FG | FGA | PCT | FT | FTA | PCT | OFF | DEF | TOT | AVG | PF | FO | A | TO | BLK | STL | PTS | AVG | W-L |
| 2012 | 2 | 2 | 62 | 31.0 | 7 | 21 | .333 | 4 | 10 | .400 | 2 | 2 | 1.000 | 0 | 4 | 4 | 2.0 | 6 | 0 | 11 | 14 | 1 | 2 | 20 | 10.0 | 1-1 |
| TOTAL | 2 | 2 | 62 | 31.0 | 7 | 21 | .333 | 4 | 10 | .400 | 2 | 2 | 1.000 | 0 | 4 | 4 | 2.0 | 6 | 0 | 11 | 14 | 1 | 2 | 20 | 10.0 | 1-1 |

CARLINO IN THE NCAA TOURNAMENT

| | | | | | | | | | | | | | | | | | | | | | | | | | | |
|-------|----|----|-----|------|----|-----|------|-----|-----|------|----|-----|-------|-----|-----|-----|-----|----|----|---|----|-----|-----|-----|-----|-----|
| YEAR | GP | GS | MIN | AVG | FG | FGA | PCT | 3FG | FGA | PCT | FT | FTA | PCT | OFF | DEF | TOT | AVG | PF | FO | A | TO | BLK | STL | PTS | AVG | W-L |
| 2012 | 2 | 2 | 52 | 26.0 | 4 | 17 | .235 | 1 | 7 | .143 | 4 | 4 | 1.000 | 0 | 3 | 3 | 1.5 | 3 | 0 | 6 | 10 | 0 | 3 | 13 | 6.5 | 1-1 |
| TOTAL | 2 | 2 | 52 | 26.0 | 4 | 17 | .235 | 1 | 7 | .143 | 4 | 4 | 1.000 | 0 | 3 | 3 | 1.5 | 3 | 0 | 6 | 10 | 0 | 3 | 13 | 6.5 | 1-1 |

TYLER HAWS CAREER STATISTICS

HAWS 2009-10 GAME-BY-GAME

| | | | | | | | | | | | | | | | | | | | | | | | | | | |
|--------------------|----------|----|-----|-------|--------|-----|------|-------|-----|-------|-------|-----|------|-----|-----|-----|-----|----|----|----|----|-----|-----|------|------|------|
| OPPONENT | DATE | GS | MIN | AVG | FG | FGA | PCT | 3FG | FGA | PCT | FT | FTA | PCT | OFF | DEF | TOT | AVG | PF | FO | A | TO | BLK | STL | PTS | AVG | |
| BRADLEY | 11/13/09 | 19 | 0 | 2.000 | 0 | 0 | .000 | 4 | 6 | .667 | 2 | 5 | 7 | 7.0 | 3 | 0 | 2 | 0 | 0 | 2 | 0 | 0 | 0 | 4 | 4.0 | |
| IDAHO STATE | 11/17/09 | 24 | 4 | 7.571 | 0 | 3 | .000 | 1 | 1 | 1.000 | 0 | 5 | 6.0 | 4 | 0 | 6 | 0 | 0 | 6 | 0 | 2 | 1 | 9 | 6.5 | | |
| AT HAWAII | 11/20/09 | * | 25 | 4 | 9.444 | 0 | 2 | .000 | 4 | 4 | 1.000 | 0 | 0 | 4.0 | 3 | 0 | 1 | 1 | 0 | 1 | 1 | 0 | 1 | 12 | 8.3 | |
| SOUTHERN | 11/24/09 | * | 23 | 2 | 7.286 | 0 | 1 | .000 | 1 | 1 | 1.000 | 1 | 3 | 4.0 | 0 | 0 | 0 | 0 | 0 | 0 | 0 | 0 | 1 | 5 | 7.5 | |
| WEBER STATE | 11/27/09 | * | 23 | 1 | 5.200 | 0 | 0 | .000 | 3 | 4 | 7.50 | 2 | 1 | 3 | 3.8 | 0 | 0 | 1 | 2 | 0 | 2 | 0 | 2 | 5 | 7.0 | |
| AT UTAH STATE | 12/02/09 | * | 26 | 4 | 7.571 | 0 | 1 | .000 | 0 | 1 | .000 | 2 | 1 | 3 | 3.7 | 2 | 0 | 0 | 1 | 0 | 1 | 0 | 1 | 8 | 7.2 | |
| VS SAN FRANCISCO | 12/05/09 | * | 26 | 5 | 8.625 | 0 | 3 | .000 | 2 | 2 | 1.000 | 0 | 0 | 0 | 3.1 | 2 | 0 | 0 | 1 | 0 | 0 | 1 | 0 | 12 | 7.9 | |
| ARIZONA STATE | 12/08/09 | * | 37 | 5 | 10.500 | 1 | 3 | .333 | 6 | 6 | 1.000 | 5 | 6 | 11 | 4.1 | 1 | 0 | 0 | 3 | 2 | 0 | 0 | 0 | 17 | 9.0 | |
| AT FRESNO STATE | 12/12/09 | * | 36 | 7 | 11.636 | 3 | 5 | .600 | 0 | 0 | .000 | 1 | 3 | 4 | 4.1 | 3 | 0 | 1 | 3 | 0 | 0 | 1 | 3 | 0 | 17 | 9.9 |
| WAGNER | 12/17/09 | * | 22 | 6 | 12.500 | 1 | 3 | .333 | 3 | 3 | 1.000 | 1 | 4 | 5 | 4.2 | 2 | 0 | 1 | 1 | 0 | 0 | 0 | 0 | 16 | 10.5 | |
| EASTERN WASHINGTON | 12/19/09 | * | 19 | 5 | 6.833 | 2 | 2 | 1.000 | 2 | 2 | 1.000 | 3 | 4 | 7 | 4.5 | 0 | 0 | 0 | 2 | 0 | 0 | 2 | 3 | 14 | 10.8 | |
| VS NEVADA | 12/22/09 | * | 34 | 7 | 7.1000 | 0 | 0 | .000 | 6 | 6 | 1.000 | 0 | 3 | 3 | 4.3 | 0 | 0 | 2 | 1 | 0 | 0 | 0 | 0 | 20 | 11.6 | |
| VS NEBRASKA | 12/23/09 | * | 33 | 3 | 5.600 | 1 | 2 | .500 | 0 | 0 | .000 | 1 | 3 | 4 | 4.3 | 2 | 0 | 1 | 2 | 0 | 0 | 0 | 0 | 7 | 11.2 | |
| AT ARIZONA | 12/28/09 | * | 32 | 5 | 8.625 | 2 | 4 | .500 | 0 | 0 | .000 | 2 | 1 | 3 | 4.2 | 3 | 0 | 0 | 1 | 0 | 1 | 0 | 1 | 12 | 11.3 | |
| EASTERN NEW MEXICO | 01/02/10 | * | 20 | 3 | 6.500 | 0 | 1 | .000 | 2 | 3 | .667 | 0 | 6 | 6 | 4.3 | 2 | 0 | 2 | 4 | 1 | 1 | 0 | 8 | 11.1 | | |
| UNLV | 01/06/10 | * | 30 | 3 | 9.333 | 1 | 1 | 1.000 | 5 | 6 | .833 | 4 | 2 | 6 | 4.4 | 3 | 0 | 3 | 0 | 0 | 0 | 2 | 12 | 11.1 | | |
| AT UTEP | 01/09/10 | * | 36 | 5 | 9.556 | 1 | 1 | 1.000 | 9 | 10 | .900 | 3 | 8 | 11 | 4.8 | 2 | 0 | 2 | 2 | 0 | 2 | 0 | 1 | 20 | 11.6 | |
| AT AIR FORCE | 01/13/10 | * | 28 | 4 | 7.571 | 0 | 3 | .000 | 2 | 2 | 1.000 | 0 | 3 | 3 | 4.7 | 0 | 0 | 2 | 3 | 1 | 0 | 0 | 10 | 11.6 | | |
| COLORADO STATE | 01/16/10 | * | 25 | 3 | 5.600 | 1 | 2 | .500 | 4 | 4 | 1.000 | 0 | 2 | 2 | 4.6 | 0 | 0 | 2 | 0 | 0 | 0 | 0 | 11 | 11.5 | | |
| WYOMING | 01/20/10 | * | 35 | 8 | 12.667 | 4 | 5 | .800 | 4 | 4 | 1.000 | 4 | 2 | 6 | 4.7 | 0 | 0 | 0 | 2 | 1 | 0 | 0 | 24 | 12.2 | | |
| AT SAN DIEGO STATE | 01/23/10 | * | 32 | 6 | 10.600 | 3 | 4 | .750 | 2 | 2 | 1.000 | 1 | 1 | 2 | 4.5 | 0 | 0 | 2 | 1 | 0 | 0 | 0 | 17 | 12.4 | | |
| AT NEW MEXICO | 01/27/10 | * | 28 | 3 | 8.375 | 0 | 1 | .000 | 1 | 2 | .500 | 2 | 5 | 7 | 4.6 | 1 | 0 | 3 | 2 | 0 | 2 | 0 | 2 | 7 | 12.1 | |
| UTAH | 01/30/10 | * | 33 | 7 | 11.636 | 0 | 1 | .000 | 1 | 2 | .500 | 3 | 4 | 7 | 4.7 | 1 | 0 | 1 | 0 | 0 | 1 | 0 | 1 | 15 | 12.3 | |
| TCU | 02/02/10 | * | 12 | 0 | 4.000 | 0 | 2 | .000 | 0 | 0 | .000 | 0 | 4 | 4 | 4.7 | 0 | 0 | 0 | 0 | 0 | 0 | 0 | 0 | 0 | 0 | 11.8 |
| AT UNLV | 02/06/10 | * | 29 | 2 | 8.250 | 1 | 3 | .333 | 0 | 0 | .000 | 2 | 1 | 3 | 4.6 | 1 | 0 | 0 | 1 | 0 | 0 | 0 | 0 | 5 | 11.5 | |
| AIR FORCE | 02/13/10 | * | 25 | 5 | 8.625 | 1 | 2 | .500 | 5 | 6 | .833 | 1 | 1 | 2 | 4.5 | 2 | 0 | 2 | 3 | 0 | 4 | 0 | 16 | 11.7 | | |
| AT COLORADO STATE | 02/17/10 | * | 16 | 2 | 5.400 | 0 | 2 | .000 | 0 | 0 | .000 | 0 | 2 | 2 | 4.4 | 2 | 0 | 2 | 1 | 0 | 0 | 0 | 4 | 11.4 | | |
| AT WYOMING | 02/20/10 | * | 33 | 6 | 15.400 | 0 | 2 | .000 | 10 | 10 | 1.000 | 2 | 6 | 8 | 4.6 | 1 | 0 | 2 | 1 | 0 | 1 | 0 | 1 | 22 | 11.8 | |
| SAN DIEGO STATE | 02/24/10 | * | 26 | 1 | 7.143 | 0 | 0 | .000 | 8 | 8 | 1.000 | 2 | 3 | 5 | 4.6 | 2 | 0 | 4 | 1 | 0 | 2 | 0 | 2 | 10 | 11.7 | |
| NEW MEXICO | 02/27/10 | * | 36 | 5 | 13.385 | 3 | 8 | .375 | 5 | 5 | 1.000 | 1 | 0 | 1 | 4.5 | 0 | 0 | 2 | 1 | 0 | 0 | 0 | 0 | 18 | 11.9 | |
| AT UTAH | 03/03/10 | * | 28 | 1 | 6.167 | 0 | 1 | .000 | 4 | 4 | 1.000 | 2 | 4 | 6 | 4.5 | 3 | 0 | 3 | 1 | 0 | 1 | 0 | 1 | 6 | 11.7 | |
| AT TCU | 03/06/10 | * | 8 | 1 | 1.000 | 0 | 0 | .000 | 0 | 0 | .000 | 0 | 0 | 0 | 4.4 | 2 | 0 | 0 | 1 | 0 | 0 | 0 | 2 | 11.4 | | |
| VS TCU | 03/10/10 | * | 15 | 1 | 4.250 | 0 | 0 | .000 | 6 | 6 | 1.000 | 1 | 1 | 2 | 4.3 | 2 | 0 | 1 | 0 | 0 | 0 | 0 | 0 | 8 | 11.3 | |
| VS FLORIDA | 03/18/10 | * | 21 | 3 | 5.600 | 0 | 0 | .000 | 4 | 4 | 1.000 | 1 | 0 | 1 | 4.2 | 2 | 0 | 2 | 0 | 0 | 1 | 0 | 1 | 10 | 11.3 | |
| VS KANSAS STATE | 03/20/10 | * | 29 | 4 | 6.667 | 0 | 0 | .000 | 6 | 6 | 1.000 | 0 | 3 | 3 | 4.2 | 2 | 0 | 1 | 0 | 0 | 0 | 0 | 0 | 14 | 11.3 | |
| TOTAL | | | 33 | 924 | 131 | 263 | .498 | 25 | 68 | .368 | 110 | 120 | .917 | 49 | 97 | 146 | 4.2 | 53 | 0 | 54 | 41 | 5 | 26 | 397 | 11.3 | |

HAWS IN CONFERENCE GAMES

| | | | | | | | | | | | | | | | | | | | | | | | | | | |
|---------|----|----|-----|------|----|-----|------|-----|-----|------|----|-----|------|-----|-----|-----|-----|----|----|----|----|-----|-----|-----|------|------|
| YEAR | GP | GS | MIN | AVG | FG | FGA | PCT | 3FG | FGA | PCT | FT | FTA | PCT | OFF | DEF | TOT | AVG | PF | FO | A | TO | BLK | STL | PTS | AVG | W-L |
| 2009-10 | 16 | 16 | 424 | 26.5 | 57 | 129 | .442 | 14 | 37 | .378 | 51 | 55 | .927 | 24 | 40 | 64 | 4.0 | 18 | 0 | 28 | 18 | 2 | 13 | 179 | 11.2 | 13-3 |
| TOTAL | 16 | 16 | 424 | 26.5 | 57 | 129 | .442 | 14 | 37 | .378 | 51 | 55 | .927 | 24 | 40 | 64 | 4.0 | 18 | 0 | 28 | 18 | 2 | 13 | 179 | 11.2 | 13-3 |

HAWS IN CONFERENCE TOURNAMENT GAMES

| | | | | | | | | | | | | | | | | | | | | | | | | | | |
|-------|----|----|-----|------|----|-----|------|-----|-----|------|----|-----|-------|-----|-----|-----|-----|----|----|---|----|-----|-----|-----|-----|-----|
| YEAR | GP | GS | MIN | AVG | FG | FGA | PCT | 3FG | FGA | PCT | FT | FTA | PCT | OFF | DEF | TOT | AVG | PF | FO | A | TO | BLK | STL | PTS | AVG | W-L |
| 2012 | 1 | 1 | 15 | 15.0 | 1 | 4 | .250 | 0 | 0 | .000 | 6 | 6 | 1.000 | 1 | 1 | 2 | 2.0 | 2 | 0 | 1 | 0 | 0 | 0 | 8 | 8.0 | 1-0 |
| TOTAL | 1 | 1 | 15 | 15.0 | 1 | 4 | .250 | 0 | 0 | .000 | 6 | 6 | 1.000 | 1 | 1 | 2 | 2.0 | 2 | 0 | 1 | 0 | 0 | 0 | 8 | 8.0 | 1-0 |

HAWS IN THE NCAA TOURNAMENT

| | | | | | | | | | | | | | | | | | | | | | | | | | | |
|------|----|----|-----|-----|----|-----|-----|-----|-----|-----|----|-----|-----|-----|-----|-----|-----|----|----|---|----|-----|-----|-----|-----|-----|
| YEAR | GP | GS | MIN | AVG | FG | FGA | PCT | 3FG | FGA | PCT | FT | FTA | PCT | OFF | DEF | TOT | AVG | PF | FO | A | TO | BLK | STL | PTS | AVG | W-L |
| 2012 | 2 | 2 | 50 | | | | | | | | | | | | | | | | | | | | | | | |



| | | | | | | | | | | | | | | | | | | | | | | | | |
|------------------|----------|-----------|------------|-----------|------------|-------------|-----------|-----------|-------------|-----------|-----------|-------------|----------|-----------|-----------|------------|-----------|----------|-----------|-----------|----------|-----------|------------|------------|
| SAN FRANCISCO | 01/07/12 | 9 | 1 | 2 | .500 | 1 | 1 | 1.000 | 2 | 2 | 1.000 | 0 | 2 | 2 | 1.4 | 4 | 0 | 2 | 2 | 0 | 0 | 5 | 4.8 | |
| SANTA CLARA | 01/14/12 | 4 | 0 | 0 | .000 | 0 | 0 | .000 | 0 | 0 | .000 | 0 | 1 | 1 | 1.4 | 0 | 0 | 0 | 1 | 0 | 1 | 0 | 4.5 | |
| AT SAN DIEGO | 01/16/12 | 5 | 0 | 0 | .000 | 0 | 0 | .000 | 0 | 0 | .000 | 0 | 1 | 1 | 1.4 | 0 | 0 | 0 | 0 | 0 | 0 | 0 | 4.3 | |
| LOYOLA MARYMOUNT | 01/19/12 | 9 | 1 | 5 | .200 | 0 | 4 | .000 | 0 | 0 | .000 | 0 | 0 | 0 | 1.3 | 0 | 0 | 0 | 0 | 0 | 1 | 2 | 4.2 | |
| AT PEPPERDINE | 01/21/12 | 4 | 0 | 1 | .000 | 0 | 1 | .000 | 0 | 0 | .000 | 0 | 0 | 0 | 1.2 | 0 | 0 | 0 | 0 | 0 | 0 | 0 | 4.0 | |
| AT VIRGINIA TECH | 01/25/12 | 14 | 1 | 3 | .333 | 0 | 1 | .000 | 1 | 2 | .500 | 0 | 1 | 1 | 1.2 | 0 | 0 | 0 | 0 | 0 | 3 | 3 | 3.9 | |
| SAINT MARYS | 01/28/12 | 25 | 3 | 5 | .600 | 1 | 2 | .500 | 1 | 2 | .500 | 1 | 3 | 4 | 1.3 | 3 | 0 | 0 | 0 | 0 | 3 | 8 | 4.1 | |
| GONZAGA | 02/02/12 | * 27 | 4 | 8 | .500 | 1 | 4 | .250 | 1 | 2 | .500 | 0 | 4 | 4 | 1.5 | 2 | 0 | 5 | 0 | 0 | 3 | 10 | 4.3 | |
| AT PORTLAND | 02/04/12 | * 16 | 0 | 2 | .000 | 0 | 2 | .000 | 0 | 0 | .000 | 0 | 0 | 0 | 1.4 | 2 | 0 | 1 | 0 | 0 | 1 | 0 | 4.2 | |
| PEPPERDINE | 02/11/12 | * 19 | 3 | 8 | .375 | 3 | 7 | .429 | 1 | 2 | .500 | 0 | 3 | 3 | 1.5 | 3 | 0 | 1 | 1 | 0 | 0 | 10 | 4.4 | |
| AT SAN FRANCISCO | 02/16/12 | * 22 | 3 | 5 | .600 | 0 | 0 | .000 | 2 | 2 | 1.000 | 0 | 6 | 6 | 1.6 | 2 | 0 | 2 | 1 | 0 | 1 | 8 | 4.5 | |
| AT SANTA CLARA | 02/18/12 | * 14 | 3 | 8 | .375 | 1 | 4 | .250 | 0 | 0 | .000 | 0 | 0 | 0 | 1.6 | 2 | 0 | 2 | 1 | 0 | 1 | 7 | 4.6 | |
| AT GONZAGA | 02/23/12 | * 12 | 2 | 5 | .400 | 1 | 3 | .333 | 0 | 0 | .000 | 0 | 1 | 1 | 1.6 | 4 | 0 | 0 | 1 | 0 | 1 | 5 | 4.6 | |
| PORTLAND | 02/25/12 | * 26 | 0 | 2 | .000 | 0 | 1 | .000 | 2 | 2 | 1.000 | 0 | 3 | 3 | 1.6 | 2 | 0 | 0 | 1 | 0 | 1 | 2 | 4.5 | |
| VS SAN DIEGO | 03/02/12 | * 20 | 1 | 5 | .200 | 1 | 4 | .250 | 0 | 0 | .000 | 0 | 2 | 2 | 1.6 | 1 | 0 | 0 | 2 | 0 | 2 | 3 | 4.5 | |
| VS GONZAGA | 03/03/12 | * 8 | 0 | 1 | .000 | 0 | 1 | .000 | 0 | 0 | .000 | 0 | 0 | 0 | 1.6 | 2 | 0 | 0 | 1 | 0 | 1 | 0 | 4.3 | |
| VS IONA | 03/13/12 | 15 | 2 | 5 | .400 | 2 | 3 | .667 | 2 | 4 | .500 | 0 | 2 | 2 | 1.6 | 1 | 0 | 1 | 1 | 0 | 0 | 8 | 4.5 | |
| VS MARQUETTE | 03/15/12 | 10 | 0 | 1 | .000 | 0 | 1 | .000 | 0 | 0 | .000 | 0 | 1 | 1 | 1.6 | 1 | 0 | 2 | 0 | 0 | 0 | 0 | 4.3 | |
| TOTAL | | 15 | 551 | 48 | 131 | .366 | 25 | 84 | .298 | 26 | 41 | .634 | 3 | 50 | 53 | 1.6 | 40 | 0 | 57 | 32 | 3 | 35 | 147 | 4.3 |

WINDER IN CONFERENCE GAMES


| YEAR | GP | GS | MIN | AVG | FG | FGA | PCT | 3FG | FGA | PCT | FT | FTA | PCT | OFF | DEF | TOT | AVG | PF | FO | A | TO | BLK | STL | PTS | AVG | W-L |
|--------------|-----------|----------|------------|-------------|-----------|-----------|-------------|-----------|-----------|-------------|-----------|-----------|-------------|----------|-----------|-----------|------------|-----------|----------|-----------|-----------|----------|-----------|-----------|------------|-------------|
| 2011-12 | 16 | 7 | 238 | 14.9 | 23 | 62 | .371 | 10 | 36 | .278 | 11 | 14 | .786 | 1 | 26 | 27 | 1.7 | 26 | 0 | 19 | 11 | 0 | 20 | 67 | 4.2 | 12-4 |
| TOTAL | 16 | 7 | 238 | 14.9 | 23 | 62 | .371 | 10 | 36 | .278 | 11 | 14 | .786 | 1 | 26 | 27 | 1.7 | 26 | 0 | 19 | 11 | 0 | 20 | 67 | 4.2 | 12-4 |

WINDER IN CONFERENCE TOURNAMENT GAMES

| YEAR | GP | GS | MIN | AVG | FG | FGA | PCT | 3FG | FGA | PCT | FT | FTA | PCT | OFF | DEF | TOT | AVG | PF | FO | A | TO | BLK | STL | PTS | AVG | W-L |
|--------------|----------|----------|-----------|-------------|----------|----------|-------------|----------|----------|-------------|----------|----------|-------------|----------|----------|----------|------------|----------|----------|----------|----------|----------|----------|----------|------------|------------|
| 2012 | 2 | 2 | 28 | 14.0 | 1 | 6 | .167 | 1 | 5 | .200 | 0 | 0 | .000 | 0 | 2 | 2 | 1.0 | 3 | 0 | 0 | 3 | 0 | 3 | 3 | 1.5 | 1-1 |
| TOTAL | 2 | 2 | 28 | 14.0 | 1 | 6 | .167 | 1 | 5 | .200 | 0 | 0 | .000 | 0 | 2 | 2 | 1.0 | 3 | 0 | 0 | 3 | 0 | 3 | 3 | 1.5 | 1-1 |

WINDER IN THE NCAA TOURNAMENT

| YEAR | GP | GS | MIN | AVG | FG | FGA | PCT | 3FG | FGA | PCT | FT | FTA | PCT | OFF | DEF | TOT | AVG | PF | FO | A | TO | BLK | STL | PTS | AVG | W-L |
|--------------|----------|----------|-----------|-------------|----------|----------|-------------|----------|----------|-------------|----------|----------|-------------|----------|----------|----------|------------|----------|----------|----------|----------|----------|----------|----------|------------|------------|
| 2012 | 2 | 0 | 25 | 12.5 | 2 | 6 | .333 | 2 | 4 | .500 | 2 | 4 | .500 | 0 | 3 | 3 | 1.5 | 2 | 0 | 3 | 1 | 0 | 0 | 8 | 4.0 | 1-1 |
| TOTAL | 2 | 0 | 25 | 12.5 | 2 | 6 | .333 | 2 | 4 | .500 | 2 | 4 | .500 | 0 | 3 | 3 | 1.5 | 2 | 0 | 3 | 1 | 0 | 0 | 8 | 4.0 | 1-1 |



COACHING STAFF



DAVE ROSE MASTERMIND OF SUCCESS

BYU'S MASTERMIND OF SUCCESS SEEKS A SEVENTH-CONSECUTIVE TRIP TO THE NCAA TOURNAMENT

Since becoming head coach of the BYU men's basketball program on April 11, 2005, Dave Rose has guided the Cougars to an impressive array of on-the-court awards and accolades while his unassuming approach to service and the community has been recognized at the top of his profession.

With a 185-54 record, Rose has produced a seven-year resume that is nearly unmatched. In fact, among the 40-plus coaches who took over a program in 2005, Rose has the best winning percentage (.774) and the most wins (185). Among first-time head coaches in 2005, Rose is the only to achieve at least 20 wins in each of his first seven seasons. His 185 victories place him fourth for best career starts (through seven seasons) by wins in NCAA history, ahead of the likes of Mike Krzyzewski and Thad Matta. Rose currently holds the school record for career winning percentage (.774) and is second in career victories.

Equally committed to excellence off the court, Rose was honored on April 6, 2008, by the National Association of Basketball Coaches with its Game Pillar Award for Service, one of only four Pillar Awards (Education, Leadership, Service and Advocacy) that the Association annually bestows on the most deserving among its vast membership. While Rose has never sought such attention, his actions and accomplishments - both on

the court and in the community - have commanded the praises of faithful followers and casual observers alike. In April 2008, Rose became the 63rd recipient of the Dale Rex Memorial Award, given annually to the person who has done the most for amateur athletics in the state of Utah. Another evidence of Rose's commitment to excellence is his basketball program consistently ranks in the top 10 percent nationally in multi-year NCAA Academic Progress Rate scores. As a result, the NCAA has honored BYU basketball with Public Recognition awards for seven-straight seasons (2006 to 2012) for its high academic achievement. In fact, the Cougars are the only Division I program to earn public recognition and a bid to the NCAA Tournament every year from 2007 to 2012.

Cougar fans have had plenty to "Rise and Shout" about with Rose at the helm. A tireless worker, gifted motivator and talented strategist, Rose has returned BYU to the national stage with five-straight seasons appearing in the top-25 polls (2007 to 2011), six-straight trips to the NCAA Tournament and six-straight 25-win seasons (2007 to 2012) - all three are program-record streaks. In his first season, Rose and his staff produced the nation's second-most improved team by turning a 9-21 squad that finished tied for last with three wins in the Mountain West Conference into a 20-9

NIT qualifier and 12-4 second-place MWC finisher. Under his tutelage from 2007 to 2009, the Cougars achieved the MWC's first back-to-back outright league championships (2007 and 2008) while adding to the streak with a share of the regular season title in 2009. Historically, the last time a BYU team garnered back-to-back outright league crowns was in 1979 and 1980 when the Cougars touted one of their all-time greats in Danny Ainge, while the last time the Blue and White produced three-straight titles was from 1932 to 1934. In 2010, BYU set a then-program record with 30 victories and defeated Florida in the first round of the NCAA Tournament, the program's first tournament victory since 1993.

In 2010-11, Rose and the Cougars set numerous program records with 32 wins and an .865 winning percentage, a fourth conference title in five seasons and nine-straight weeks ranked in the top 10, including a No. 3 ranking in both the AP and the ESPN/USA Today Coaches polls. BYU's No. 3 seed in the NCAA Tournament tied the best seed earned by the Cougars. With wins over Wofford and Gonzaga in the second and third rounds of the tournament, BYU reached the Sweet 16 for the first time since 1981. The Cougars were ranked the entire season and were in the top 10 for a program record nine-straight weeks. Statistically, BYU finished fifth in the nation in winning percentage and scoring

margin, seventh in scoring offense, 10th in free throw percentage, 15th in turnover margin, 16th in assist to turnover ratio, 17th in turnovers per game and 18th in three-point field goals per game. Rose also coached the nation's player of the year and NCAA Division I scoring leader Jimmer Fredette, who averaged 28.9 points per game.

Despite the loss of Fredette and BYU's all-time steals leader Jackson Emery, Rose kept the Cougars rolling in 2011-12. With a 26-9 overall record and a 12-4 record in West Coast Conference play, BYU extended its streak of 25-win seasons to six, a program record. Rose also led the Cougars to a program-record sixth-straight NCAA Tournament bid where BYU overcame a 25-point deficit to defeat Iona in the first round. The comeback set the record for the biggest comeback in NCAA Tournament history. It also marked a program record as the Cougars won in the NCAA Tournament for a third-straight season. Post players Noah Hartsock and Brandon Davies led the way for BYU and earned All-WCC honors.

As the only BYU men's basketball coach to ever win top conference coaching honors in back-to-back seasons,

Rose was named the MWC Coach of the Year in 2006 and 2007. In his second season, Rose coached the 2006-07 Cougars to a 25-9 overall record and an NCAA Tournament berth after winning the MWC regular-season title with a 13-3 mark. In his first season, Rose received conference and USBWA District VIII Coach of the Year accolades as well as honorable mention for National Coach of the Year by Scout.com after turning a picked-to-finish-last 9-21 team into a 20-9 winner and NIT qualifier. After the record-setting 2010-11 season, Rose earned his third conference honor by being named co-coach of the year. He was also the USBWA District VIII co-coach of the year and a finalist for Naismith national coach of the year honors. Rose is one of two BYU head coaches to win 20 games in each of his first six seasons and the only one to do so after taking over a team that won fewer than 13 games the prior season.

Rose first came to BYU as an assistant in 1997 to help newly hired head coach Steve Cleveland rebuild the Cougar program after a 1-25 season. Rose served eight seasons with Cleveland, including the last five as associate head coach, before being promoted to BYU's


head job just two days after Cleveland announced his departure.

Rose played a vital role in rebuilding BYU's program from an inherited 1-25 team into a regular NCAA Tournament participant and 20-game winner. BYU has qualified for postseason play in 10 of the past 11 seasons, including seven NCAA bids, while claiming five MWC titles. Rose fulfilled a variety of responsibilities under Coach Cleveland, including defensive coordinator and recruiting coordinator. His efforts earned notice, such as being named the top assistant in the Mountain West Conference by Street & Smith in the 2004-05 College Basketball Preview.

A strong evaluator of talent with a vast network of coaching connections across the country, Rose has a proven record as a top recruiter. BYU has had multiple top-20 recruiting classes with Rose overseeing or coordinating its efforts. Rivals.com recognized Rose in 2004 as one of the top-25 college basketball recruiters.

Proving that Rose has excelled in recruiting and developing players, 12 recruits have earned conference newcomer honors or a major league award in their first season as a Cougar

2006, 2007 & 2011 MWC COACH
OF THE YEAR DAVE ROSE





in Rose's 13 years in Provo. Seven BYU players have been singled out as either the conference newcomer or freshman of the year. Most recently, Tyler Haws was named third-team All-MWC as a freshman in 2010 and set the BYU record with 48-consecutive free throws without a miss. Jonathan Tavernari was named the 2007 MWC Freshman of the Year after fellow Cougar and second-team Freshman All-American Trent Plaisted received the same honor in 2006. Following is a list of conference honors earned the last 14 seasons by Cougar recruits in their first seasons.

- Matt Carlino (2011-12 All-WCC HM, WCC All-Freshman)
- Tyler Haws (2009-10 3rd-team All-MWC)
- Jonathan Tavernari (2006-07 MWC Freshman of the Year)
- Trent Plaisted (2005-06 MWC Freshman of the Year, second-team All-MWC)
- Mike Hall (2003-04 MWC Defensive Player of the Year, third-team All-MWC)
- Rafael Araujo (2002-03 Newcomer of the Year, MWC media poll, third-team All-MWC)
- Jared Jensen (2001-02 MWC Co-Freshman of the Year)
- Trent Whiting (2000-01 MWC Newcomer Team, second-team All-MWC)
- Terrell Lyday (1999-2000 MWC Newcomer of the Year, All-Tournament Team)
- Mark Bigelow (1998-99 WAC Freshman of the Year, Newcomer Team, second-team All-WAC)
- Mekeli Wesley (1997-98 WAC Newcomer Team)
- Ron Sellaaze (1997-98 WAC Newcomer of the Year, Newcomer Team, second-team All-WAC)

With 29 years of coaching experience - including 17 seasons as a head coach at the Division I, junior college, and high school levels - Rose has a proven record of constant success. Prior to coming to BYU as an assistant in 1997, Rose compiled a 167-57 record at Dixie State College (St. George, Utah) while guiding six of his seven teams to top-20 rankings, including a national ranking as high as No. 2. He earned three conference titles and was honored by his peers as the 1993 Scenic West

Athletic Conference Coach of the Year. While at Dixie, Rose coached three NJCAA All-Americans as well as long-time NBA player Keon Clark. At BYU, Rose has coached six players who have received All-America recognition - Mekeli Wesley (2001 AP honorable mention), Rafael Araujo (2004 Basketball Times Second Team, AP honorable mention), Trent Plaisted (2006 Scout.com Freshman Second Team), Keena Young (2007 AP honorable mention), Lee Cummar (2008 AP honorable mention, FOXSports.com Fourth Team) and Jimmy Fredette (2010 third-team Sporting News and NABC, second-team Basketball Times, AP Honorable Mention and Lute Olson All-America team; 2011 first-team AP, NABC, John R. Wooden, Sporting News, USBWA) - and four players who have been selected in the NBA Draft - Travis Hansen (2003), Araujo (2004), Plaisted (2008) and Fredette (2011). Fredette also earned numerous player of the year honors in 2011, including Naismith, AP, Oscar Robertson and Sporting News.

Before his promotion to the head coaching position at Dixie, Rose served as a Rebel assistant coach under Ken Wagner for three seasons. Rose coached multiple sports at Millard and Pine View high schools in Utah before joining the staff at Dixie. He was the head basketball coach at Millard for three years from 1983-86. Rose is the 17th person to guide the Cougar basketball program since its first season in 1903. He follows the coaching pedigree of Basketball Hall of Fame coach Stan Watts, who is BYU's all-time leader in coaching victories with a 371-254 record from 1949-72. Watts also coached at Millard High School and

Dixie State College before coming to BYU.

PLAYING CAREER

Rose was a two-sport athlete at Dixie State College in St. George, Utah, before the Texas native returned to his hometown, transferring to the University of Houston where he completed his degree and was a shooting guard and co-captain of the famous Phi Slamma Jamma team featuring Hakeem Olajuwon and Clyde Drexler. In 1983 his Houston team was ranked No. 1 nationally and finished as the national runner-up after suffering a buzzer-beating defeat to North Carolina State in the NCAA Championship game. Rose spent three years at Houston, playing in 1980-81, redshirting in 1981-82 and concluding his career in 1982-83.

At Dixie, Rose was first-team all-league in both basketball and baseball. Rose was also the Region 18 batting champion, hitting .421 as a center fielder. While playing basketball for Houston's Northbrook High School, he led the District 16AAAA in scoring, was selected first-team all-district and All-Greater Houston and was named team MVP.

PERSONAL

A native of Houston, Texas, Rose and his wife Cheryl have three children and seven grandchildren. Rose followed Steve Cleveland as the second BYU head coach to have served a full-time mission for The Church of Jesus Christ of Latter-day Saints. Rose served in Manchester, England, from 1977-79 between his two years as a player at Dixie State College. An important component in Rose's success is the unwavering support and encouragement of his wonderful family. Rose's wife Cheryl is actively involved in helping families who have children with cancer as she is currently serving as an honorary chairperson for the Children with Cancer Christmas Foundation. She previously served as the vice chairperson for the foundation. Daughter Chanell played forward on the BYU women's basketball team from 2000-03 and is married to Brock Reichner, who was a member of the BYU men's basketball team from 2004-06. His son Garrett returned in August 2005 from a two-year mission in Little Rock, Ark., and married his wife Brooke in November 2006. Rose's daughter Taylor attends Provo

ROSE DIVISION I COACHING LEDGER

| School | Season | Overall | Pct. | Conf. (finish) | Pct. | Conf. Tourney | Postseason |
|--------------|---------|---------------|-------------|----------------|-------------|---------------|------------|
| BYU | 2005-06 | 20-9 | .690 | 12-4 (2nd) | .750 | 0-1 | 0-1 NIT |
| BYU | 2006-07 | 25-9 | .735 | 13-3 (1st) | .813 | 2-1 | 0-1 NCAA |
| BYU | 2007-08 | 27-8 | .771 | 14-2 (1st) | .875 | 2-1 | 0-1 NCAA |
| BYU | 2008-09 | 25-8 | .758 | 12-4 (T1st) | .750 | 1-1 | 0-1 NCAA |
| BYU | 2009-10 | 30-6 | .833 | 13-3 (2nd) | .813 | 1-1 | 1-1 NCAA |
| BYU | 2010-11 | 32-5 | .865 | 14-2 (T1st) | .875 | 2-1 | 2-1 NCAA |
| BYU | 2011-12 | 26-9 | .743 | 12-4 (3rd) | .750 | 1-1 | 1-1 NCAA |
| Total | | 185-54 | .774 | 90-22 | .804 | 9-7 | 4-7 |

High School and plays volleyball for the Bulldogs.

COMMUNITY SERVICE

Rose and the team annually provide service for the Children with Cancer Christmas Foundation to comfort local families who endure the challenges of raising a child who has cancer. Rose and his wife Cheryl currently serve as honorary chairmen for the foundation. The National Association of Basketball Coaches honored Rose with its Game Pillar Award for Service in April 2008. While at Dixie State College, Rose became the first coach in the state of Utah to participate in the American Cancer Society's nationwide Coaches vs. Cancer campaign and served on the Academic Excellence Committee at Dixie. He has also been a volunteer coach for youth groups. Dave and Cheryl were Chamber of Commerce Citizens of the Year in St. George. Cheryl is extremely committed to serving in the community, receiving the Beacon of Hope Award in 2005. She previously served as the Vice Chairperson for the Children with Cancer Christmas Foundation.

At the 2012 Final Four, Rose was named a member of the National Coaches vs. Cancer Council that includes Mike Krzyzewski (Duke), Roy Williams (North Carolina), Jim Boeheim (Syracuse) and Mike Brey (Notre Dame). He and Cheryl are currently assisting with the Hope Lodge, a facility that will be constructed in Salt Lake City to house families of cancer patients.

The fight against cancer became more personal for the family when

Dave was diagnosed with pancreatic neuroendocrine tumor cancer in June 2009. Since the emergency surgery to remove the tumor, no other cancer has been found. Rose has since been given a clean bill of health. The United States Basketball Writers Association recognized Rose for his efforts with its Most Courageous Award in 2010.

WORTH NOTING

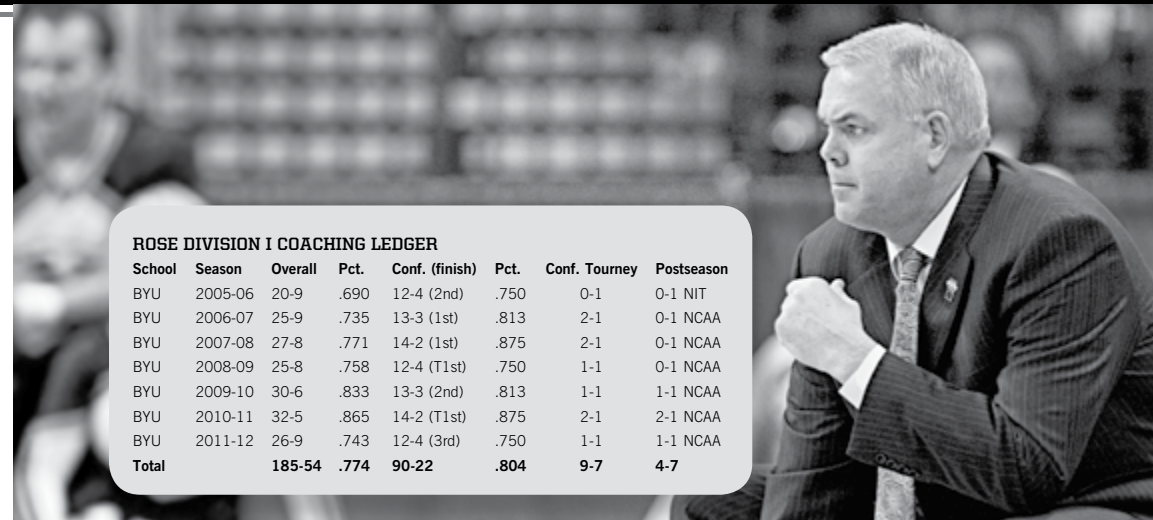
- The 2011-12 squad finished 26-9 and received a bid to the NCAA Tournament, extending program record streaks of 25-win seasons and NCAA Tournament bids to six seasons.
- The 2010-11 squad set program records with 32 victories and an .865 winning percentage, breaking the records set the previous season (30 wins, .833).
- Dave Rose has a .760 winning percentage as a college head coach (352-111), including a 26-9 (.743) record in 2011-12, a 32-5 (.865) record in 2010-11, a 30-6 (.833) mark in 200-10, a 25-8 (.758) record in 2008-09, a 27-8 (.771) record 2007-08, a 25-9 (.735) mark in 2006-07, a 20-9 (.690) season in his first year at BYU and a 167-57 (.746) record in seven seasons at Dixie State College.
- Dave Rose was named the MWC Coach of the Year each of his first two seasons, becoming the first-ever BYU men's basketball coach to win back-to-back league coach-of-the-

year honors. He added a Co-Coach of the Year honor in 2011.

- Rose has a record 90-22 (.804) in conference games (MWC from 2005 to 2011 and WCC from 2011 to 2012).
- By winning a share of the MWC regular season title in 2010-11, Rose has the most titles in league history (four) and is the only coach to have two outright regular season titles.
- BYU was the second-most improved team in the nation in 2005-06 under Rose and his coaching staff in their first season.
- The BYU coaching staff has more than 60 years of combined coaching experience.
- The BYU coaching staff has playing experience in NCAA Final Fours, including a National Championship.

THE ROSE FILE

Born: December 1957
 Hometown: Houston
 High School: Northbrook, Houston
 Education: Houston, BA 1983
 Head Coach: BYU, 2005-present
 Dixie College, 1990-97
 Millard HS, 1983-86
 Asst. Coach: BYU, 1997-2005
 Dixie College, 1987-90
 Pine View HS, 1986-87
 Playing Exp.: Houston, 1980-83
 Dixie Coll., 1976-77, 79-80





TERRY NASHIF

Assistant Coach

CAREER HIGHLIGHTS

- Helped BYU to 26 wins in 2011-12 and a win in the First Round of the NCAA Tournament
- Has helped BYU to a 185-54 record (.774)
- Six trips to the NCAA Tournament
- Helped BYU to a trip to the 2011 Sweet 16 and a program-record 32 wins
- Helped BYU win four MWC Championships in six seasons
- Six 25-win seasons and two 30-win seasons

COACHING EXPERIENCE

- BYU Assistant Coach (2007-present)
- BYU Director of Operations (2005-07)

EDUCATION

- BYU (2005, B.S. in Physical Education)

PLAYING CAREER

- Evergreen HS (1996-99)
- KVAN Radio Athlete of the Year and Columbian (Vancouver, Wash.) Player of the Year
- Played for Steve Cleveland at BYU (2001-05)
- A member of two NCAA Tournament teams, one NIT and one MWC Championship team

MISSION

- Columbia, South Carolina (1999-2001)

PERSONAL/FAMILY

- Wife: Katie
- Daughters: Macie, Dezie and Josie



TIM LACOMB

Assistant Coach

CAREER HIGHLIGHTS

- Helped BYU to 26 wins in 2011-12 and a win in the First Round of the NCAA Tournament
- Helped BYU record 32 wins in 2010-11
- BYU's first trip to the Sweet 16 in 2011 since 1981
- Final 2010-11 ranking of No. 10/13 in national polls
- 2011 MWC Regular season title
- Since 2007 has helped BYU to three conference titles and five trips to the NCAA Tournament

COACHING EXPERIENCE

- BYU Assistant Coach (2010-present)
- BYU Director of Operations (2007-10)
- Utah Video Coordinator (2005-07)
- American Fork Assistant Coach (2002-05)
- Lone Peak Assistant Coach (1999-02)
- Utah Team Manager (1994-96)

EDUCATION

- Utah (2006, graduated cum laude)

MISSION

- Boston, Mass. (1989-91)

PERSONAL/FAMILY

- Wife: Rachel
- Children: Daughters Alyssa and Anna and son Sam



MARK POPE

Assistant Coach

COACHING EXPERIENCE

- In his first season at BYU, helped the Cougars to a 26-9 record and a sixth-straight NCAA Tournament bid
- Coaching duties included working with BYU's two All-WCC post players — Noah Hartsock and Brandon Davies — and scouting opponents and coaching the defense

EDUCATION

- Kentucky (1996, B.A. in English)
- Completed two years of medical school at Columbia University in New York

PLAYING CAREER

- Played freshman and sophomore seasons at Washington (1991-93)
- Earned Pac 10 All-Academic honors as a sophomore
- Played junior and senior seasons at Kentucky (1994-96)
- Helped Kentucky to SEC title and Elite Eight run while earning Academic All-SEC honors in 1995
- Helped Kentucky to SEC title and NCAA National Championship as a team captain in 1996
- Drafted in the second round of the 1996 NBA Draft by the Indiana Pacers
- Played the 1996-97 season for Efes Pilsen in Turkey
- Played for the Indiana Pacers under Larry Bird from 1997-99 and helped the Pacers to the 1998 Eastern Conference Finals
- Played for the La Crosse Bobcats of the CBA and Ulkerspor in Turkey in 1999-00
- Played for the Milwaukee Bucks under coach George Karl from 2000-02 and helped the Bucks to the Eastern Conference Finals in 2001
- Spent the 2002-03 season on injured reserve with the New York Knicks
- Played for the Denver Nuggets from 2003-05

PERSONAL/FAMILY

- Wife: Lee Anne
- Daughters: Ella, Avery, Layla and Shay



MIKE HALL

Director of Basketball Operations

CAREER HIGHLIGHTS

- In his second season on the staff BYU won 26 games in 2011-12 and won in the First Round of the NCAA Tournament
- In his first season on the staff, BYU won a program record 32 games and advanced to the Sweet 16 of the 2011 NCAA Tournament

EXPERIENCE

- BYU Director of Basketball Operations (2010-present)

EDUCATION

- BYU (2005, B.A. in Recreation Management)

PLAYING CAREER

- Pepperdine (2000-01)
- Dixie State (2002-03)
- NJCAA All-American
- BYU (2003-05)
- MWC Defensive Player of the Year (2004)
- Played professionally in Turkey, France, Austria and Japan

PERSONAL/FAMILY

- Wife: Tara
- Children: Daughter Halle and sons Swift and Maddox



CHAD BUNN
VIDEO OPERATIONS COORDINATOR



STEVE BUSHMAN
EQUIPMENT MANAGER



TREVOR WILSON
STUDENT ATHLETIC ACADEMIC
CENTER DIRECTOR



JUSTIN MCCLURE
ASSOCIATE HEAD STRENGTH AND
CONDITIONING COACH



KYLE CHILTON
BASKETBALL MEDIA RELATIONS



AUBREY REEVES
BASKETBALL OFFICE SECRETARY



GARRETT FAUCETTE
COORDINATOR OF PLAYER
DEVELOPMENT



ROBERT RAMOS
BASKETBALL TRAINER

MANAGERS:

- MATT FREEMAN
- JOSH ALLEN
- TREVON WOLLER
- GREG ALLEN
- TAYLOR ORTON



TOM HOLMOE
Director of Athletics

Tom Holmoe was named Director of Athletics at Brigham Young University on March 1, 2005. He oversees a nationally recognized program with 21 intercollegiate sports, involving more than 600 student-athletes and a 150-person staff.

A former Cougar defensive back from 1978-82, Holmoe returned to BYU in July 2001 as Associate Athletics Director for Development. As part of his responsibilities, he supervised the Cougar Club, served as the department's liaison with the LDS Foundation, served on the BYU Alumni Association Board of Directors and worked on the capital campaign to raise funds for the University's new athletic facilities. Holmoe currently serves on the BCS Athletics Directors Advisory Committee.

A native of La Crescenta, Calif., Holmoe came to BYU on a football scholarship in 1978. He became a starter as a sophomore and went on to earn first-team All-WAC honors as a senior in 1982. Holmoe was selected in the fourth round of the 1983 NFL Draft by the San Francisco 49ers. Over a seven-year NFL career, he played on three Super Bowl championship teams with the 49ers. After retiring from professional football, Holmoe returned to BYU to serve as a graduate assistant under LaVell Edwards from 1990-91. He then accepted an offer from Bill Walsh to become the Stanford secondary coach in 1992, where he remained for two seasons. In 1994, he returned to the 49ers as defensive backfield coach for two seasons, where he earned a fourth Super Bowl ring. Two years later Holmoe joined the University of California staff as defensive coordinator and later became the head coach from 1997-2001.

Holmoe graduated from BYU with a degree in zoology in 1983 and received a master's degree from BYU in athletic administration in 1995. He and his wife, Lori, have four children: Shannon Packard, Danny, Erik, and Lauren.



BRIAN SANTIAGO
Sr. Associate AD/Operations



JANIE PENFIELD
Associate AD/SWA



DALLAN MOODY
Associate AD/Finance



CHAD LEWIS
Associate AD/Development



DUFF TITTLE
Associate AD/Communications

BRIGHAM YOUNG UNIVERSITY

THE BYU HISTORY

The 1875 establishment of the Brigham Young Academy offered an academically stimulating and gospel-oriented education to 29 students. The one-acre school grounds presided over by Karl G. Maeser have since developed into 560 acres and 284 buildings. The foundation of the University thrives with the fourfold focus of being 1) spiritually strengthening, 2) intellectually enlarging, 3) character building, leading to 4) lifelong learning and service.

Brigham Young University provides an outstanding education in an atmosphere consistent with the standards and principles of its sponsor, The Church of Jesus Christ of Latter-day Saints.



BYU has a full-time enrollment of 32,980. Students come to BYU from all 50 states and more than 120 countries.

BYU MISSION STATEMENT

The mission of Brigham Young University--founded, supported and guided by The Church of Jesus Christ of Latter-day Saints--is to assist individuals in their quest for perfection and eternal life. That assistance should provide a period of intensive learning in a stimulating setting where a commitment to excellence is expected and the full realization of human potential is pursued.

All instruction, programs and services at BYU, including a wide variety of extracurricular experiences, should make their own contribution toward the balanced development of the total person. Such a broadly prepared individual will not only be capable of meeting personal challenges and change but will also bring strength to others in the tasks of home and family life, social relationships, civic duty and service to mankind.

BYU's faculty, staff, students and administrators should be anxious to make their service and scholarship available to The Church of Jesus Christ of Latter-day Saints in furthering its work worldwide. In an era of limited enrollments, BYU can continue to expand its influence both by encouraging programs that are central to the Church's purposes and by making its resources available to the Church when called upon to do so.

We believe the earnest pursuit of this institutional mission can have a strong effect on the course of higher education and will greatly enlarge Brigham Young University's influence in a world we wish to improve.



CECIL O. SAMUELSON
University President



KEVIN J. WORTHEN
Advancement Vice President



A TOP-OF-THE-CHARTS EDUCATION

- #1 Stone Cold Sober Schools**
- 2011 Princeton Review
- #1 Most Religious Students**
- 2011 Princeton Review
- #1 Accounting Program**
(according to recruiters)
- 2010 Wall Street Journal, 2011 Business Week
- #2 Best Value Law School**
- 2011 National Jurist
- #2 "Most Popular" University**
- U.S. News 2011
- #2 Graduate Entrepreneurship**
- 2011 Entrepreneur Magazine
- #3 Best College Library**
- 2011 Princeton Review
- #3 Undergraduate Accounting Program**
- U.S. News 2012
- #3 Master's of Accountancy Program**
- Public Accounting Report 2011
- #5 Public Relations Program**
- PR Week Magazine 2011
- #7 Undergraduate Entrepreneurship**
- 2011 Entrepreneur Magazine
- #8 Graduates with the least debt**
- U.S. News 2012
- #10 Grads who go on to earn doctorates**
- 2011 NORC/NSF
- #11 Top Graduates (rated by recruiters)**
- 2011 Wall Street Journal
- #13 Great Schools Great Prices**
- U.S. News 2012
- #15 Everybody Plays Intramural Sports**
- 2011 Princeton Review
- #15 MBA Program**
- Forbes 2011
- #15 Study Abroad Program**
- Department of State 2011
- #25 Best Law Library**
- 2011 National Jurist




DISTINGUISHED FACULTY

Faculty members hold advanced degrees from universities around the world. Their achievements are compelling and wide-ranging as they pursue consequential research work that is making a real difference. Alleviating hunger worldwide through more efficient agriculture, finding low-pollution energy alternatives and making significant contributions to the strengthening of families are among their many pursuits. Faculty members are regularly called upon to head national and international professional organizations and to consult with corporate and governmental entities. Above all, these high-principled men and women share an unmatched devotion to bringing the best possible education to their students.

PREPARATION FOR THE FUTURE

A strong curriculum delivered by outstanding faculty is key to the academic excellence of BYU graduates. From business management to nursing, from the humanities to engineering, the University's 11 colleges -- supported by comprehensive offerings from religious education -- continue to be internationally recognized for the quality of their education and the professional preparation they provide. In addition to the challenging course work and hands-on research, numerous programs offer academic and service outreach opportunities. Study abroad centers, distance-learning courses and worldwide performing arts tours are a few of the offerings that enrich BYU's academic experience.

BYU's campus is in Provo, Utah, a city of 124,496 located 45 miles south of Salt Lake City. Provo sits 4,560 feet above sea level and rests between 23-mile-long Utah Lake and the towering peaks of the Wasatch Mountains. The 560-acre campus has 284 total buildings; 78 for academics, 61 for administration and 145 for housing.





MARRIOTT CENTER MAGIC

BYU'S HOMECOURT IS ONE OF THE NATION'S BEST BASKETBALL ARENAS

BYU's 21,000-seat basketball arena is truly a hoop heaven. There is no place quite like it in college basketball. Over the past 41 years, the Marriott Center has been home to the thrills and cheers of BYU basketball. With a history full of game-winning shots, conference championships and some of the nation's top attendance marks, the Marriott Center's 21,000 seats have allowed BYU fans to see plenty of excitement since the facility's opening game on Dec. 3, 1971.

The Marriott Center is named for successful Utah businessman J. Willard Marriott and is one of the largest on-campus arena's in the country. The building covers three acres and encloses eight million cubic feet.

The BYU men's basketball team has a .793 winning percentage in the Marriott Center over its 41 years. The Cougars have gone 179-19 in the Marriott Center over the past 13 years, boasting the nation's longest home victory streak

from 2000 to 2003 (44 games) and from 2005 to 2008 (a program-record 53 games).


Some great games have been played in the Marriott Center, including Danny Ainge and company's 19-point shellacking of No. 7 Utah in 1981 before the Cougars' run to the Elite Eight in the NCAA Tournament. In 2002, BYU put on an incredible run to erase a 21-point second-half deficit and defeat Utah 63-61, helping preserve a perfect 16-0 home record. The Cougars played their 500th game in the Marriott Center on Feb. 22, 2006, against league-leader San Diego State, putting together a thrilling 59-point second-half performance on the way to a 100-90 win.

In 2010 — with BYU donning pink-trimmed uniforms and pink shoes to show support in the battle against cancer — Jimmer Fredette put on a show in front of a sellout crowd, scoring 36 points in an 82-69 victory over Utah. Fredette's 36

points are the most scored by a Cougar against the Utes in the history of the rivalry. In 2011, No. 9 BYU defeated No. 4 San Diego State behind Jimmer Fredette's heroic 43-point effort.

BYU has ranked in the top 25 nationally in paid attendance every year but four since the Marriott Center opened. The Cougars have led the nation three years, finished second four times and been among the top five attendance leaders 19 times over the past 41 years. In 2010-11, BYU finished sixth in the nation in attendance and posted eight sellouts.

In 1972, 1977, 1979 and 1982, BYU hosted NCAA Regionals. The 1988 Western Athletic Conference Tournament was also held in the Marriott Center. In addition to the fans it draws for basketball, capacity crowds have filled the arena for devotionals, commencement exercises, concerts and pageants.



MARRIOTT CENTER YEARLY ATTENDANCE

| Year | Games | Record | Total | Avg. |
|---------------|------------|----------------|------------------|---------------|
| 11-12 | 16 | 13-3 | 246,777 | 15,424 |
| 10-11 | 14 | 13-1 | 261,989 | 18,714 |
| 09-10 | 16 | 15-1 | 224,460 | 14,029 |
| 08-09 | 16 | 14-2 | 214,134 | 13,383 |
| 07-08 | 16 | 16-0 | 216,295 | 13,518 |
| 06-07 | 17 | 17-0 | 205,243 | 12,073 |
| 05-06 | 15 | 14-1 | 166,037 | 11,069 |
| 04-05 | 14 | 6-8 | 148,860 | 10,633 |
| 03-04 | 13 | 13-0 | 198,906 | 15,300 |
| 02-03 | 14 | 13-1 | 202,556 | 14,468 |
| 01-02 | 16 | 16-0 | 213,952 | 13,372 |
| 00-01 | 15 | 15-0 | 235,575 | 15,705 |
| 99-00 | 16 | 14-2 | 247,120 | 15,445 |
| 98-99 | 14 | 9-5 | 194,810 | 13,915 |
| 97-98 | 14 | 4-10 | 170,901 | 12,207 |
| 96-97 | 14 | 1-13 | 236,523 | 16,895 |
| 95-96 | 15 | 11-4 | 269,730 | 17,961 |
| 94-95 | 14 | 14-0 | 263,730 | 18,838 |
| 93-94 | 16 | 14-2 | 301,995 | 18,875 |
| 92-93 | 14 | 13-1 | 286,596 | 20,471 |
| 91-92 | 15 | 14-1 | 264,869 | 17,658 |
| 90-91 | 16 | 10-6 | 279,660 | 17,479 |
| 89-90 | 15 | 15-0 | 286,779 | 19,119 |
| 88-89 | 15 | 10-5 | 272,235 | 18,149 |
| 87-88 | 18 | 16-2 | 363,602 | 20,200 |
| 86-87 | 14 | 10-4 | 265,140 | 18,939 |
| 85-86 | 16 | 12-4 | 265,158 | 16,572 |
| 84-85 | 14 | 9-5 | 213,628 | 15,259 |
| 83-84 | 15 | 14-1 | 321,714 | 21,448 |
| 82-83 | 15 | 9-6 | 304,137 | 20,276 |
| 81-82 | 16 | 11-5 | 339,586 | 21,224 |
| 80-81 | 13 | 13-0 | 292,580 | 22,505 |
| 79-80 | 14 | 12-2 | 300,713 | 21,479 |
| 78-79 | 14 | 14-0 | 277,020 | 19,787 |
| 77-78 | 13 | 9-4 | 223,216 | 17,171 |
| 76-77 | 12 | 6-6 | 174,588 | 14,632 |
| 75-76 | 12 | 7-5 | 168,136 | 14,011 |
| 74-75 | 15 | 9-6 | 185,940 | 12,396 |
| 73-74 | 10 | 6-4 | 162,510 | 16,251 |
| 72-73 | 14 | 11-3 | 263,523 | 18,283 |
| 71-72 | 12 | 12-0 | 261,815 | 21,818 |
| Totals | 597 | 474-123 | 9,992,738 | 16,738 |

• The above totals reflect paid public and student attendance from 1971-72 through 1996-97. Paid public but actual student attendance is reflected from 1997-98 through the present.

TOP NATIONAL COLLEGE ARENAS

1. Syracuse (N.Y.), Carrier Dome, 33,000
2. Kentucky, Rupp Arena, 23,000 (off campus)
3. Tennessee, Thompson-Boling Center, 21,678
4. North Carolina, Dean Smith Center, 21,572
5. BYU, Marriott Center, 21,000

TOP UTAH ARENAS

1. BYU, Marriott Center, 21,000
2. Utah Jazz, Energy Solutions Arena, 20,000
3. Utah, Jon M. Huntsman Center, 15,000
4. Weber State, Dee Events Center, 12,000
5. Utah State, Spectrum, 10,270
6. The Maverick Center, 10,207
7. Utah Valley, UCCU Center, 8,000
8. Southern Utah, Centrum, 5,300
9. Dixie College, Burns Arena, 5,200



BYU has outscored its opponents 15,526-12,303 while achieving a 179-19 home record over the past 13 seasons. The Cougars' average margin of victory over that span is 16.3 points.



BYU has consistently ranked among the national attendance leaders, averaging 16,738 fans per game in the 41-year history of the Marriott Center. The Cougars averaged 18,714 fans in 2010-11 to rank sixth nationally, including eight sellouts. BYU outdrew the regular season conference champions of 30 of the nation's 31 conferences as well as every program in the Big 10, the Big 12 and Pac 10 and all but one ACC school, all but two SEC teams and all but two Big East teams

The Cougars have gone 179-19 at home over the past 13 years. BYU had

a school record 53-game winning streak that started in 2005 and ended with the loss to nationally ranked Wake Forest in 2009. The Cougars set the program record with their 67-59 win over Utah in the Marriott Center on Feb. 20, 2008, their 45th-straight home win. BYU's last home loss before the record-setting streak was in the 2005-06 season opener against Loyola Marymount. The streak included 29 straight over nonconference opponents and 24 consecutive over MWC foes. The Cougars were 13-3 at home last season, 13-1 at home in 2010-11, 15-1 at home in 2009-10, 14-2 at home in 2008-09 and won 16 home games

the previous season and 17 in 2006-07 after going 14-1 at home in 2005-06. BYU is 474-123 (.794) all-time in the Marriott Center, and Cougar head coach Dave Rose is 102-8. Prior to the 53-game home win streak, BYU's longest homecourt victory streak was 44 games from Feb 19, 2000 to Jan 16, 2003.

BYU also owned one of the country's longest nonconference home winning streaks from 1999 to 2005, defeating 40 straight non-league opponents in the Marriott Center. The streak began with a 61-59 win over Utah State on Jan. 2, 1999.

Since the Marriott Center opened 41 years ago, Cougar fans have watched BYU compile a 474-123 record, a .794 winning percentage.



MARRIOTT CENTER TOP CROWDS

| ATT. | OPP. | DATE | BYU | OPP |
|--------|---------------|---------------|-----|-----|
| 23,106 | Utah | Mar. 7, 1981 | 95 | 76 |
| 23,096 | Wake Forest | Jan. 3, 2009 | 87 | 94 |
| 23,084 | Utah | Jan. 12, 1980 | 89 | 72 |
| 23,042 | Illinois | Nov. 30, 1979 | 76 | 86 |
| 23,037 | Utah St. | Dec. 27, 1980 | 104 | 89 |
| 23,025 | Air Force | Jan. 18, 1992 | 66 | 45 |
| 23,023 | UCLA | Nov. 26, 1982 | 82 | 85 |
| 23,006 | Utah | Feb. 17, 1979 | 76 | 50 |
| 22,998 | UNM | Feb. 25, 1978 | 66 | 71 |
| 22,987 | Utah | Feb. 3, 1973 | 89 | 73 |
| 22,985 | CSU | Feb. 26, 1972 | 105 | 85 |
| 22,983 | Wyoming | Jan. 24, 1981 | 84 | 70 |
| 22,977 | La Salle | Dec. 29, 1987 | 95 | 82 |
| 22,953 | CSU | Feb. 24, 1979 | 66 | 61 |
| 22,937 | UTEP | Feb. 5, 1972 | 57 | 53 |
| 22,936 | Utah | Mar. 5, 1983 | 62 | 64 |
| 22,929 | Utah | Jan. 15, 1982 | 74 | 51 |
| 22,918 | Utah St. | Jan. 7, 1978 | 85 | 84 |
| 22,893 | Utah St. | Jan. 22, 1972 | 101 | 82 |
| 22,891 | SDSU | Feb. 3, 1979 | 88 | 80 |
| 22,889 | UNLV | Dec. 5, 1981 | 63 | 66 |
| 22,812 | Utah | Mar. 3, 2007 | 85 | 62 |
| 22,718 | Utah | Mar. 1, 2004 | 70 | 57 |
| 22,702 | CSU | Mar. 8, 2003 | 67 | 55 |
| 22,700 | Air Force | Jan. 27, 2007 | 61 | 52 |
| 22,700 | Air Force | March 7, 2009 | 54 | 49 |
| 22,700 | Fresno State | Nov. 21, 2010 | 83 | 56 |
| 22,700 | Air Force | Jan. 8, 2011 | 76 | 66 |
| 22,700 | San Diego St. | Jan. 26, 2011 | 71 | 58 |
| 22,700 | UNLV | Feb. 5, 2011 | 78 | 64 |
| 22,700 | Utah | Feb. 12, 2011 | 72 | 59 |
| 22,700 | Colorado St. | Feb. 23, 2011 | 84 | 76 |
| 22,700 | New Mexico | Mar. 2, 2011 | 64 | 82 |
| 22,700 | Wyoming | Mar. 5, 2011 | 102 | 78 |
| 22,700 | Baylor | Dec. 17, 2011 | 83 | 86 |
| 22,700 | Saint Mary's | Jan. 28, 2012 | 66 | 80 |
| 22,700 | Portland | Feb. 25, 2012 | 76 | 66 |

The Marriott Center covers three acres and encloses eight million cubic feet. The roof, which is the size of two football fields placed side-by-side, is 10 stories high and is held together by 50,000 bolts. The four-million pound roof was constructed first at ground level, then raised 38 feet. There are seven locker rooms, a President's room, two reception rooms, press and interview rooms, men's and women's team rooms and a training room.

During the summer of 2012, the lower-bowl bench seating on the north side of the arena was replaced with prime chair seating. The entire lower bowl is now chair seating. In addition, a new sound system was installed in the arena and the men's and women's basketball locker rooms were renovated.

Improvements to the exterior and interior took place in 2007, including glass exterior walls and new lighting. In 2006 the original suspended floor, installed in 1971, was replaced with a Connor Uniforce floor and seismic upgrades took place. Fittingly, the last game played on the original floor featured the jersey retirement of Cougar great Kresimir Cosic, who played in BYU's first game in the Marriott Center. An additional floor upgrade was installed in 2007.

"The Marriott Center is one of the top five places to play in the country, not just because of its size, but because its facilities are fantastic," said former UTEP head coach Don Haskins, the subject of the 2006 film Glory Road. "If there is a better arena, I haven't seen it."



| OPPONENT | G | W | L | FIRST-LAST | LAST | OPPONENT | G | W | L | FIRST-LAST | LAST | OPPONENT | G | W | L | FIRST-LAST | LAST | | | | | | |
|-----------------------|-----|----|----|------------|------|--------------------------|----|----|----|------------|------|------------------------|-----|----|----|------------|------|--------------------------|-----|-----|-----|-----------|---|
| Air Force | 66 | 54 | 12 | 1961-2011 | W | Florida International | 2 | 2 | 0 | 1999-2000 | W | Muhlenberg | 1 | 1 | 0 | 1948 | W | Seton Hall | 3 | 2 | 1 | 1950-2007 | W |
| Alabama | 1 | 0 | 1 | 1957 | L | Florida State | 1 | 1 | 0 | 1972 | W | Murray State | 3 | 2 | 1 | 1953-1955 | W | Siena | 1 | 1 | 0 | 1989 | W |
| Alabama-Birmingham | 3 | 2 | 1 | 1984-1989 | W | Fordham | 2 | 2 | 0 | 1983-1985 | W | Nebraska | 5 | 4 | 1 | 1930-2010 | W | Snow College | 4 | 4 | 0 | 1929-1946 | W |
| Alaska | 1 | 1 | 0 | 1980 | W | Fort Lewis | 1 | 1 | 0 | 2001 | W | Nevada | 19 | 13 | 6 | 1929-2011 | W | South Alabama | 2 | 1 | 1 | 2000 | W |
| Arizona | 38 | 19 | 19 | 1951-2011 | W | Fresno Pacific | 1 | 1 | 0 | 2011 | W | New Mexico | 130 | 75 | 55 | 1950-2011 | W | South Carolina | 2 | 1 | 1 | 1990-1993 | W |
| Arizona State | 49 | 27 | 22 | 1946-2010 | W | Fresno State | 18 | 13 | 5 | 1935-2011 | W | New Mexico State | 11 | 3 | 8 | 1960-1976 | L | South Carolina State | 1 | 1 | 0 | 1999 | W |
| Arkansas | 1 | 1 | 0 | 1947 | W | Georgetown | 1 | 0 | 1 | 1984 | L | New Orleans | 1 | 0 | 1 | 1987 | L | South Florida | 1 | 1 | 0 | 2011 | W |
| Army | 2 | 2 | 0 | 1965-1973 | W | Georgia | 3 | 2 | 1 | 1969-1997 | L | New Orleans | 1 | 0 | 1 | 1987 | L | Southeastern College | 1 | 1 | 0 | 1925 | W |
| Auburn | 1 | 0 | 1 | 1998 | L | Georgia Tech | 1 | 0 | 1 | 1978 | L | New York (CCNY) | 3 | 0 | 3 | 1947-1950 | L | Southern | 1 | 1 | 0 | 2009 | W |
| Baylor | 8 | 5 | 3 | 1949-2011 | L | Gila College | 2 | 2 | 0 | 1931 | W | New York University | 1 | 1 | 0 | 1965 | W | Southern California | 9 | 3 | 6 | 1933-2006 | L |
| Beloit | 1 | 0 | 1 | 1949 | L | Gonzaga | 5 | 2 | 3 | 1949-2012 | L | Niagara | 7 | 5 | 2 | 1947-1976 | W | Southern Idaho | 13 | 10 | 3 | 1937-1946 | W |
| Boise State | 13 | 9 | 4 | 1976-2009 | L | Hamline | 1 | 0 | 1 | 1951 | L | Nicholls State | 1 | 1 | 0 | 1993 | W | Southern Illinois | 1 | 1 | 0 | 2000 | W |
| Bowling Green | 4 | 3 | 1 | 1949-1984 | W | Hartford | 1 | 1 | 0 | 2008 | W | Northeastern | 1 | 1 | 0 | 1988 | W | Southern Methodist | 4 | 2 | 2 | 1986-1997 | L |
| Bradley | 4 | 3 | 1 | 1953-2010 | W | Harvard | 1 | 1 | 0 | 1978 | W | Northwestern | 2 | 1 | 1 | 1945-1989 | W | Southern Utah | 10 | 10 | 0 | 1992-2007 | W |
| BYU-Hawaii | 1 | 1 | 1 | 2011 | W | Hastings | 2 | 2 | 0 | 1935-1938 | W | North Carolina | 5 | 0 | 5 | 1976-2008 | L | Southwest Missouri | 2 | 1 | 1 | 1985-1987 | L |
| Brown | 1 | 1 | 0 | 1988 | W | Hawaii'i | 45 | 32 | 13 | 1971-2010 | W | N. Carolina-Charlotte | 2 | 2 | 0 | 1988 | W | Stanford | 6 | 4 | 2 | 1969-2005 | L |
| Buffalo | 2 | 2 | 0 | 2010-2011 | W | Hofstra | 2 | 2 | 0 | 1983-1984 | W | North Carolina State | 4 | 0 | 4 | 1952-2005 | L | Stetson | 1 | 0 | 1 | 1990 | L |
| Butler | 1 | 0 | 1 | 1930 | L | Houston | 6 | 2 | 4 | 1965-2006 | L | North Dakota | 3 | 2 | 1 | 1928 | W | Syracuse | 5 | 0 | 5 | 1947-2004 | L |
| California | 11 | 4 | 7 | 1952-2005 | L | Idaho | 5 | 3 | 2 | 1938-2001 | W | North Texas | 2 | 2 | 0 | 1980-1989 | W | TCU | 22 | 19 | 3 | 1953-2011 | W |
| Cal-Davis | 2 | 2 | 0 | 1936 | W | Idaho State | 37 | 31 | 6 | 1930-2010 | W | Northern Arizona | 2 | 1 | 1 | 1946-2011 | W | Tennessee | 2 | 0 | 2 | 1957-1980 | L |
| Cal-Irvine | 4 | 3 | 1 | 1986-2002 | W | Illinois | 5 | 2 | 3 | 1965-1980 | W | Northern Kentucky | 1 | 1 | 0 | 2006 | W | Tennessee Tech | 1 | 1 | 0 | 1992 | W |
| Cal-Santa Barbara | 6 | 5 | 1 | 1979-2011 | W | Illinois Wesleyan | 1 | 1 | 0 | 1930 | W | Northeast Louisiana | 2 | 2 | 0 | 1975-1994 | W | Temple | 3 | 2 | 1 | 1942-1966 | W |
| Cal Poly | 1 | 1 | 0 | 2009 | W | Indiana | 2 | 0 | 2 | 1972-1973 | L | Northwestern (La.) St. | 2 | 1 | 1 | 1948-1994 | W | Texas | 5 | 3 | 2 | 1967-1978 | L |
| Cal Poly Pomona | 1 | 1 | 0 | 1981 | W | Indiana State | 3 | 2 | 1 | 1947-1951 | W | N.W. Oklahoma State | 1 | 1 | 0 | 1948 | W | Texas-Arlington | 1 | 1 | 0 | 1988 | W |
| Cal State Fullerton | 6 | 3 | 3 | 1972-1996 | L | Iona | 1 | 1 | 0 | 2012 | W | Notre Dame | 7 | 3 | 4 | 1956-2000 | L | Texas A&M | 1 | 1 | 0 | 1972 | W |
| Cal State Los Angeles | 2 | 2 | 0 | 1952 | W | Iowa | 2 | 0 | 2 | 1983-1986 | L | Occidental | 1 | 1 | 0 | 1929 | W | Texas A&M Corpus Christi | 1 | 1 | 0 | 2001 | W |
| Cal State Northridge | 4 | 4 | 0 | 1992-2001 | W | Iowa State | 4 | 0 | 4 | 1931-2000 | L | Ohio State | 7 | 3 | 4 | 1956-1998 | W | Texas Southern | 1 | 1 | 0 | 1999 | W |
| Cal State Riverside | 1 | 1 | 0 | 1999 | W | Jackson State | 1 | 1 | 0 | 2007 | W | Oklahoma | 4 | 2 | 2 | 1960-1992 | W | UTEP | 66 | 41 | 25 | 1966-2010 | W |
| Cal State Sacramento | 1 | 1 | 0 | 1993 | W | James Madison | 2 | 2 | 0 | 1990-1992 | W | Oklahoma Baptist | 1 | 1 | 0 | 1993 | W | Texas Tech | 4 | 3 | 1 | 1967-1996 | L |
| Cal State San Marcos | 1 | 1 | 0 | 2011 | W | John Carroll | 1 | 1 | 0 | 1930 | W | Oklahoma City | 6 | 0 | 6 | 1955-1976 | L | Toledo | 4 | 3 | 1 | 1949-2002 | W |
| Canisius | 3 | 3 | 0 | 1942-1946 | W | Kansas | 4 | 1 | 3 | 1959-1993 | L | Oklahoma State | 7 | 4 | 3 | 1961-2004 | W | Tulane | 1 | 1 | 0 | 1995 | W |
| Carbon College | 2 | 2 | 0 | 1922-1943 | W | Kansas State | 7 | 3 | 4 | 1950-2010 | L | Old Dominion | 1 | 1 | 0 | 1976 | W | Tulsa | 12 | 8 | 4 | 1979-2008 | W |
| Central Conn. State | 1 | 1 | 0 | 1987 | W | Kent State | 1 | 1 | 0 | 1960 | L | Omaha | 1 | 1 | 0 | 1943 | W | UCLA | 23 | 11 | 12 | 1929-2010 | L |
| Chaminade | 1 | 1 | 0 | 2005 | W | Kentucky | 3 | 0 | 3 | 1951-1984 | L | Oral Roberts | 5 | 5 | 0 | 1978-2007 | W | UNLV | 34 | 16 | 18 | 1981-2011 | W |
| Chicago | 1 | 1 | 0 | 1930 | W | La Salle | 9 | 3 | 6 | 1948-1992 | L | Oregon | 21 | 9 | 12 | 1954-2011 | W | Utah | 253 | 128 | 125 | 1909-2011 | W |
| Chicago State | 2 | 2 | 0 | 1987-2011 | W | Lamar | 3 | 2 | 1 | 2006-2008 | W | Oregon State | 15 | 4 | 11 | 1927-1992 | L | Utah State | 228 | 136 | 92 | 1905-2011 | L |
| Cincinnati | 3 | 2 | 1 | 1930-2001 | W | LaVerne | 1 | 1 | 0 | 1936 | W | Pacific | 6 | 3 | 3 | 1961-1997 | W | Utah Valley | 1 | 1 | 0 | 2005 | W |
| Citadel | 1 | 0 | 1 | 1960 | L | Liberty | 1 | 1 | 0 | 2007 | W | Penn State | 4 | 1 | 3 | 1979-1998 | L | Valparaiso | 2 | 1 | 1 | 1945-1949 | W |
| Clemson | 2 | 0 | 2 | 1980-1990 | L | Long Beach State | 9 | 5 | 4 | 1972-2009 | W | Pepperdine | 10 | 6 | 4 | 1944-2012 | W | Vanderbilt | 1 | 0 | 1 | 1957 | L |
| Colorado | 20 | 5 | 15 | 1937-1956 | W | Long Island | 3 | 0 | 3 | 1942-1947 | L | Phillips | 2 | 1 | 1 | 1928 | L | Vermont | 1 | 1 | 0 | 2010 | W |
| Colorado College | 11 | 5 | 6 | 1923-1936 | W | Longwood | 1 | 1 | 0 | 2011 | W | Pittsburgh | 1 | 1 | 0 | 1986 | W | Villanova | 3 | 1 | 2 | 1951-1984 | L |
| Colorado St. College | 9 | 8 | 1 | 1923-1938 | W | Louisiana State | 2 | 1 | 1 | 1960-1992 | L | Portland | 7 | 6 | 1 | 1957-2012 | W | Virginia | 4 | 1 | 3 | 1981-1998 | L |
| Colorado State | 136 | 90 | 46 | 1938-2011 | W | Louisiana Tech | 2 | 2 | 0 | 1998 | W | Portland State | 1 | 1 | 0 | 1978 | W | Virginia Commonwealth | 1 | 1 | 0 | 1983 | W |
| Connecticut | 1 | 0 | 1 | 2003 | L | Louisville | 4 | 2 | 2 | 1960-2008 | W | Prairie View A&M | 1 | 1 | 0 | 2011 | W | Virginia Tech | 2 | 2 | 0 | 1967-2012 | W |
| Cornell | 2 | 1 | 1 | 1965-1969 | L | Loyola (Ill.) | 6 | 1 | 5 | 1931-1968 | L | Princeton | 4 | 4 | 0 | 1981-1992 | W | Wake Forest | 5 | 1 | 4 | 1952-2009 | L |
| Creighton | 9 | 6 | 3 | 1931-2010 | W | Loyola-Marymount | 5 | 2 | 3 | 1937-2012 | L | Providence | 2 | 2 | 0 | 1962-1983 | W | Washington | 18 | 8 | 10 | 1950-1998 | L |
| Culver Stockton | 1 | 1 | 0 | 1949 | W | Loyola (N. Orleans) | 2 | 1 | 1 | 1957-1959 | L | Purdue | 1 | 1 | 0 | 1978 | W | Washington State | 10 | 5 | 5 | 1946-2006 | W |
| Dartmouth | 1 | 0 | 1 | 1958 | L | McNeese State | 2 | 2 | 0 | 1977-1992 | W | Regis | 3 | 3 | 0 | 1949-1951 | W | Weber College | 7 | 6 | 1 | 1938-1943 | W |
| Davidson | 2 | 2 | 0 | 1974-1976 | W | Manhattan | 3 | 2 | 1 | 1945-1955 | L | Rhode Island | 3 | 1 | 2 | 1975-1978 | L | Weber State | 37 | 27 | 10 | 1973-2011 | W |
| Dayton | 2 | 2 | 0 | 1950-1959 | W | Marshall | 2 | 1 | 1 | 1948-1951 | W | Rice | 7 | 5 | 2 | 1963-2009 | W | West Virginia | 2 | 1 | 1 | 1947-1973 | W |
| Delta State | 1 | 1 | 0 | 1947 | W | Marquette | 5 | 2 | 3 | 1930-2012 | L | Ricks College | 2 | 2 | 0 | 1927-1940 | W | Western Carolina | 1 | 1 | 0 | 1981 | W |
| Denver | 70 | 53 | 17 | 1933-1999 | W | Memphis (formerly State) | 4 | 1 | 3 | 1960-2002 | L | Rutgers | 1 | 0 | 1 | 1990 | L | Western State | 11 | 10 | 1 | 1924-1937 | W |
| DePaul | 1 | 0 | 1 | 1964 | W | Miami (Fla.) | 4 | 2 | 2 | 1960-1989 | L | St. Bonaventure | 3 | 3 | 0 | 1965-2002 | W | Western Kentucky | 3 | 0 | 3 | 1946-1955 | L |
| Detroit | 1 | 1 | 0 | 1955 | W | Michigan | 4 | 2 | 2 | 1954-1991 | L | St. Francis | 2 | 1 | 1 | 1953-1969 | W | Western Oregon | 3 | 3 | 0 | 1946-2009 | W |
| Dixie College | 7 | 7 | 0 | 1927-1935 | W | Michigan State | 9 | 4 | 5 | 1956-2008 | L | St. John's | 8 | 1 | 7 | 1951-1991 | L | Western Washington | 1 | 1 | 0 | 1993 | W |
| Drake | 1 | 1 | 0 | 1935 | W | Minnesota | 1 | 0 | 1 | 1994 | L | St. Joseph's | 8 | 4 | 4 | 1962-1983 | L | Wichita State | 7 | 1 | 6 | 1962-1989 | W |
| Duke | 2 | 1 | 1 | 1952-1992 | L | Mississippi State | 2 | 1 | 1 | 1994-1996 | L | St. Louis | 4 | 3 | 1 | 1930-1954 | L | Wisconsin | 2 | 0 | 2 | 1931-2011 | L |
| Duquesne | 2 | 0 | 2 | 1947-1954 | L | Mississippi Valley State | 1 | 1 | 0 | 2011 | W | Saint Mary's (Calif.) | 12 | 8 | 4 | 1956-2012 | L | Wisconsin-Milwaukee | 1 | 1 | 0 | 1972 | W |
| Eastern Kentucky | 3 | 2 | 1 | 1950-1991 | W | Montana | 29 | 20 | 9 | 1938-1977 | L | San Diego, U. of | 5 | 5 | 0 | 2001-2012 | W | Wittenberg | 1 | 0 | | | |

OPPONENT SID CONTACT INFORMATION

Baylor • David Kaye
(254) 710-2743
david_kaye@baylor.edu

Cal State Northridge • Bob Vazquez
(818) 677-2313
robert.vazquez@csun.edu

Eastern New Mexico • Adam Pitterman
(575) 562-4309
Adam.Pitterman@enmu.edu

Florida State • Chuck Walsh
(850) 644-1077
cwalsh@fsu.edu

Georgia State • Mike Holmes
(404) 413-4033
rholmes@gsu.edu

Gonzaga • Oliver Pierce
(509) 313-6373
pierce@athletics.gonzaga.edu

Iowa State • Mike Green
(515) 294-7019
mgreen@iastate.edu

Loyola Marymount • John Shaffer
(310) 338-7643
jshaffer@lmu.edu

Montana • Dave Guffey
(406) 243-5402
guffeydb@mso.umt.edu

Northern Arizona • Steve Shaff
(928) 523-6792
Steve.Shaff@nau.edu

Notre Dame • Bernadette Cafarelli
(574) 631-7516
cafarelli.1@nd.edu

Pepperdine • Roger Horne
(310) 506-4455
roger.horne@pepperdine.edu

Portland • Jason Brough
(503) 943-8439
brough@up.edu

Saint Joseph's • Marie Wozniak
(610) 660-1727
mwozniak@sju.edu

Saint Mary's • Richard Kilwien
(925) 631-4402
rak5@stmaries-ca.edu

San Diego • Ted Gosen
(619) 260-4745
tgosen@sandiego.edu

San Francisco • Rory Davis
(415) 422-5248
rdavis3@usfca.edu

Santa Clara • Michelle Schmitt
(408) 554-2114
mschmitt@scu.edu

Tennessee State • Zekeya Anderson
(615) 963-1867
zanderson01@tnstate.edu

UTSA • Kyle Stephens
(210) 458-4551
kyle.stephens@utsa.edu

Utah • Kyle Harris
(801) 581-3771
kharris@hunstman.utah.edu

Utah State • Doug Hoffman
(435) 797-3714
doug.hoffman@usu.edu

Virginia Tech • Bill Dyer
(540) 231-8852
wdyer@vt.edu

Weber State • Paul Grua
(801) 626-7414
pgrua@weber.edu

TENNESSEE STATE - FIRST MEETING

#Holiday Festival
^ NCAA (Pocatello)
+All College Tournament
**Cougar Classic

GEORGIA STATE - FIRST MEETING

FLORIDA STATE
Overall Series Record: BYU leads 1-0
BYU Record in Provo: N/A
BYU Record in Tallahassee: N/A
BYU Record at Neutral Sites: 1-0
12-29-72 vs. Florida State* 80-77 W
*All College Tournament

UT SAN ANTONIO - FIRST MEETING

CAL STATE NORTHRIDGE
Overall Series Record: BYU leads 4-0
BYU Record in Provo: 4-0
BYU Record at Northridge: 0-0
BYU Record at Neutral Sites: 0-0
3-3-92 CS-Northridge 100-68 W
12-8-95 CS-Northridge* 99-74 W
12-12-98 CS-Northridge* 84-78 W
12-27-01 CS-Northridge 81-76 W
*Cougar Classic

MONTANA
Overall Series Record: BYU leads 20-9
BYU Record in Provo: 11-1
BYU Record at Montana: 8-5
BYU Record at Neutral Sites: 1-3
12-19-38 at Montana 50-71 L
12-20-38 at Montana 54-47 W
12-27-38 Montana 50-46 W
12-28-38 vs. Montana 38-45 L
12-27-40 vs. Montana 47-41 W
12-28-40 vs. Montana 44-48 L
12-20-41 at Montana 46-34 W
12-29-48 vs. Montana+ 74-76 L
1-12-52 Montana 80-56 W
2-8-52 at Montana 50-47 W
1-16-53 at Montana 51-56 L
1-30-53 Montana 91-56 W
1-16-54 at Montana 71-62 W
1-22-54 Montana 62-54 W
1-14-55 Montana 92-68 W
2-19-55 at Montana 63-62 W
1-6-56 at Montana 73-64 W
2-25-56 Montana 95-73 W
1-4-57 Montana 85-68 W

NOTRE DAME
Overall Series Record: Notre Dame leads 4-3
BYU Record in Provo: 2-0
BYU Record in Notre Dame: 0-3
BYU Record at Neutral Sites: 1-1
12-28-56 vs. Notre Dame* 66-91 L
3-19-81 vs. Notre Dame# 51-50 W
2-18-84 Notre Dame 68-64 W
1-13-86 Notre Dame (OT) 80-76 W
12-6-86 at Notre Dame 46-62 L
2-23-95 at Notre Dame 58-67 L
3-22-00 at Notre Dame+ 52-64 L
*Holiday Festival Tournament
#NCAA (Providence/Atlanta)
+NIT

SAINT JOSEPH'S
Overall Series Record: Series tied at 4-4
BYU Record in Provo: 2-0
BYU Record St. Joseph's: 0-1
BYU Record at Neutral Sites: 2-3
12-29-62 at St. Joseph's* 64-76 L
12-21-65 St. Joseph's 103-83 W
12-26-66 vs. St. Joseph's# 61-67 L
1-1-68 at St. Joseph's 74-88 L
12-4-71 St. Joseph's^ 73-72 W
12-27-76 vs. St. Joseph's+ 68-56 W
12-8-78 St. Joseph's** 90-71 W
12-29-82 vs. St. Joseph's# 65-68 L
*Quaker City Tournament

2-23-57 at Montana 63-71 L
1-10-58 at Montana 69-71 L
3-1-58 Montana 81-73 W
1-10-59 Montana 82-59 W
2-28-59 at Montana 68-93 L
1-6-62 at Montana 63-59 W
1-22-62 Montana 80-66 W
2-2-63 Montana 83-80 W
1-2-64 at Montana 89-65 W
12-9-77 Montana* 72-76 L

IOWA STATE
Overall Series Record: Iowa State leads 4-0
BYU Record in Provo: 0-2
BYU Record at Iowa State: 0-2
BYU Record at Neutral Sites: N/A
12-15-31 at Iowa State 28-47 L
12-12-57 Iowa State 45-54 L
12-6-56 at Iowa State 48-57 L
12-22-00 vs. Iowa State 71-77 L

UTAH STATE
Overall Series Record: BYU leads 136-92
BYU Record in Provo: 84-32
BYU Record in Logan: 51-60
BYU Record at Neutral Sites: 1-0
2-23-06 at Utah State 21-14 W
3-3-06 Utah State 19-11 W
2-16-07 Utah State 44-11 W
3-1-07 at Utah State 23-12 W
1-18-08 at Utah State 29-16 W
2-1-08 Utah State 43-19 W
2-6-09 Utah State 37-11 W
2-26-09 at Utah State 37-13 W
1-15-10 at Utah State 40-20 W
2-18-10 Utah State 47-31 W
2-4-11 at Utah State 29-19 W
2-18-11 Utah State 37-21 W
2-3-12 Utah State 36-17 W
2-9-12 at Utah State 37-16 W
2-15-13 at Utah State 33-23 W
3-1-13 Utah State 20-29 L

2-21-14 Utah State 41-21 W
3-6-14 at Utah State 28-19 W
2-13-15 Utah State 29-21 W
2-26-15 at Utah State 31-23 W
2-12-16 Utah State 42-17 W
2-26-16 at Utah State 23-37 L
2-17-17 Utah State 43-22 W
3-8-17 at Utah State 34-27 W
3-1-19 Utah State 23-26 L
1-31-20 at Utah State 27-55 L
1921 at Utah State 43-45 L
1921 Utah State 30-28 W
1922 Utah State 39-22 W
1922 at Utah State 34-36 L
2-2-23 at Utah State 19-55 L
2-3-23 at Utah State 30-36 L
2-23-23 Utah State 22-23 L
2-24-23 Utah State 37-26 W
2-8-24 Utah State 36-43 L
2-9-24 Utah State 38-21 W
2-22-24 at Utah State 30-27 W
2-23-24 at Utah State 32-25 W
1-23-25 at Utah State 29-26 W
1-24-25 at Utah State 22-42 L
2-13-25 Utah State 48-36 W
2-14-25 Utah State 24-23 W
1-29-26 Utah State 31-49 L
1-30-26 Utah State 36-32 W
2-26-26 Utah State 52-43 W
2-27-26 Utah State 34-36 L
1-21-27 at Utah State 47-50 L
1-22-27 at Utah State 34-62 L
3-4-27 Utah State 38-44 L
3-5-27 Utah State 35-42 L
2-10-28 Utah State 49-34 W
2-11-28 Utah State 31-39 L
2-19-28 at Utah State 41-52 L
2-19-28 at Utah State 42-48 L
1-1-29 Utah State 53-45 W
2-2-29 at Utah State 46-34 W
3-1-29 Utah State 49-45 W
3-2-29 Utah State 50-52 L
1-17-30 Utah State 37-39 L
1-18-30 Utah State 53-37 W
2-14-30 at Utah State 49-36 W
2-15-30 at Utah State 41-55 L
1-30-31 at Utah State 59-61 L
1-31-31 at Utah State 45-39 W
2-20-31 Utah State 61-51 W
2-21-31 Utah State 53-40 W
1-22-32 Utah State (OT) 45-47 L
1-23-32 Utah State 40-37 W
2-26-32 at Utah State 39-32 W
2-27-32 at Utah State 63-50 W
1-27-33 at Utah State 33-40 L
1-28-33 at Utah State 59-44 W
2-24-33 Utah State 37-30 W
2-25-33 Utah State 48-36 W
1-12-34 Utah State 57-34 W
1-13-34 Utah State 42-35 W
2-16-34 at Utah State 48-37 W
2-17-34 at Utah State 35-43 L
1-25-35 at Utah State 39-38 W
1-26-35 at Utah State 27-41 L
2-8-35 Utah State (OT) 47-48 L
2-9-35 Utah State 40-39 W
2-7-36 Utah State 35-36 L
2-8-36 Utah State 33-37 L
2-21-36 at Utah State 39-32 W
2-22-36 at Utah State 41-51 L
1-15-37 Utah State 31-40 L
1-16-37 Utah State 49-35 W
2-12-37 at Utah State 55-45 W
2-13-37 at Utah State 38-47 L
1-21-38 at Utah State 53-60 L
2-25-38 Utah State 58-50 W
1-7-39 Utah State 46-54 L

3-4-39 at Utah State 38-53 L
2-10-40 at Utah State 35-55 L
2-17-40 Utah State 49-43 W
1-10-41 Utah State 66-34 W
3-8-41 at Utah State 47-48 L
1-10-42 at Utah State 54-24 W
2-21-42 Utah State 57-52 W
1-15-43 at Utah State 38-43 L
1-16-43 at Utah State 58-41 W
2-19-43 Utah State 44-38 W
2-20-43 Utah State 63-59 W
2-3-45 Utah State 50-41 W
3-7-45 at Utah State 64-37 W
1-12-46 at Utah State 47-29 W
2-23-46 Utah State 64-48 W
2-22-47 Utah State 62-40 W
3-4-47 at Utah State 49-52 L
1-31-48 Utah State 66-47 W
2-28-48 at Utah State 65-68 L
1-21-49 Utah State 60-51 W
1-22-49 Utah State 64-56 W
2-11-49 at Utah State 54-58 L
2-12-49 at Utah State 67-54 W
1-21-50 Utah State 71-41 W
1-23-50 at Utah State 48-47 W
2-24-50 at Utah State 60-46 W
2-25-50 Utah State 63-35 W
1-12-51 at Utah State 72-59 W
1-13-51 at Utah State 68-72 L
2-2-51 Utah State 83-57 W
2-3-51 Utah State 51-42 W
2-1-52 at Utah State 40-57 L
2-15-52 Utah State 69-67 W
1-3-53 at Utah State 72-66 W
1-31-53 Utah State 77-60 W
1-14-54 at Utah State 68-73 L
1-23-54 Utah State 75-63 W
1-15-55 Utah State 58-62 L
2-17-55 at Utah State 71-76 L
1-28-56 at Utah State 56-63 L
2-9-56 Utah State 92-62 W
1-18-57 at Utah State 75-76 L
1-25-57 Utah State 93-76 W
1-31-58 at Utah State 67-55 W
2-15-58 Utah State 69-66 W
1-30-59 Utah State 77-54 W
2-14-59 at Utah State 67-74 L
1-29-60 at No. 9 USU 53-84 L
2-13-60 Utah State 64-75 L
1-27-61 Utah State 75-57 W
2-13-61 at Utah State 73-94 L
1-26-62 at Utah State 69-88 L
2-10-62 Utah State 70-80 L
1-5-63 at Utah State 58-69 L
1-26-63 Utah State 67-70 L
1-25-64 at Utah State 90-105 L
1-31-64 Utah State 73-90 L
1-9-65 at Utah State 99-90 W
2-6-65 Utah State 89-80 W
1-22-66 Utah State 115-81 W
2-11-66 at Utah State 96-88 W
1-6-67 Utah State 92-66 W
2-4-67 at Utah State 88-113 L
1-6-68 Utah State 104-98 W
2-1-68 at Utah State 118-103 W
1-11-69 at Utah State 84-91 L
1-30-69 Utah State 113-82 W
1-15-70 at Utah State 94-97 L
3-4-70 No. 18 USU 73-86 L
12-19-70 No. 15 USU 111-83 W
1-23-71 at No. 12 USU 70-72 L
3-13-71 at No. 16 USU 91-82 W
12-22-71 at Utah State 87-84 W
1-22-72 Utah State 101-82 W
12-16-72 Utah State 88-80 W
1-20-73 at Utah State 79-69 W
12-22-73 Utah State 86-87 L

12-19-74 at Utah State 86-93 L
12-28-74 Utah State 79-83 L
2-1-75 at Utah State 84-92 L
12-17-75 at Utah State 76-87 L
1-10-76 Utah State 73-75 L
12-4-76 at USU (OT) 93-95 L
1-8-77 Utah State 85-77 W
12-21-77 at Utah State 89-91 L
1-7-78 Utah State (2OT) 85-84 W
12-6-78 Utah State 99-80 W
1-6-79 at Utah State 68-84 L
12-22-79 at Utah State 89-84 W
2-12-80 Utah State 84-83 W
12-6-80 at Utah State 82-79 W
12-27-80 Utah State 104-89 W
12-8-81 at Utah State 51-43 W
12-26-81 Utah State 74-79 L
11-30-82 Utah State 69-75 L
12-14-82 at Utah State 68-80 L
11-26-83 at Utah State 78-90 L
12-9-83 Utah State* 81-83 L
12-4-84 Utah State 93-97 L
12-11-84 at USU (OT) 91-92 L
12-3-85 at Utah State 80-82 L
12-10-85 Utah State 76-88 L
12-3-86 Utah State 100-86 W
12-16-86 at Utah State 97-93 W
12-1-87 at Utah State 96-92 W
12-19-87 USU (OT) 121-112 W
12-17-88 Utah State 96-85 W
12-21-88 at Utah State 74-72 W
11-30-89 Utah State 71-65 W
12-12-89 Utah State 69-68 W
11-24-90 Utah State 98-94 W
12-1-90 at Utah State 63-58 W
11-26-91 at Utah State 82-66 W
12-13-91 Utah State* 93-77 W
12-4-92 at Utah State 93-83 W
12-18-92 Utah State 89-65 W
12-14-93 Utah State 78-65 W
12-1-94 at Utah State 59-83 L
12-5-95 Utah State 76-52 W
12-10-96 Utah State 64-61 W
11-29-97 at Utah State 69-72 L
1-2-99 Utah State 61-59 W
1-8-00 at Utah State 82-73 W
12-16-00 Utah State 69-67 W
12-1-01 at USU (OT) 81-90 L
12-14-02 Utah State 66-56 W
12-23-03 at Utah State 74-76 L
12-1-04 at Utah State 57-71 L
12-18-04 Utah State 62-84 L
12-22-05 at Utah State 80-91 L
12-16-06 Utah State 75-62 W
12-6-08 vs. Utah State 68-63 W
12-2-09 at Utah State 61-71 L
11-17-10 Utah State 78-72 W
11-11-11 at Utah State 62-69 L

UTAH
Overall Series Record: BYU leads 128-125
BYU Record in Provo: 71-47 (24-17 in the Marriott Center)
BYU Record in Salt Lake: 51-73 (15-30 in the Jon M. Huntsman Center)
BYU Record at Neutral Sites: 6-5
1-23-09 Utah 32-9 W
3-5-09 at Utah 40-27 W
2-5-10 at Utah 31-27 W
2-11-10 Utah 31-17 W
1-28-11 Utah 47-27 W
2-25-11 at Utah 33-26 W
2-17-12 at Utah 36-25 W
2-3-12 Utah 32-25 W
2-8-13 Utah 31-49 L
2-22-13 at Utah (OT) 26-29 L
2-14-14 at Utah 23-36 L



| | | | |
|---------|--------------|-------|---|
| 2-28-14 | Utah | 32-24 | W |
| 2-20-15 | Utah | 29-28 | W |
| 3-12-15 | at Utah | 20-38 | L |
| 2-4-16 | at Utah | 26-41 | L |
| 3-4-16 | Utah | 30-38 | L |
| 2-10-17 | Utah | 38-32 | W |
| 2-23-17 | at Utah | 54-33 | W |
| 2-9-18 | Utah | 21-27 | L |
| 2-23-18 | at Utah | 38-28 | W |
| 2-7-19 | at Utah | 22-50 | L |
| 3-8-19 | Utah | 21-31 | L |
| 3-4-20 | at Utah | 30-41 | L |
| 1-22-21 | Utah | 22-16 | W |
| 3-5-21 | at Utah | 16-29 | L |
| 2-3-22 | at Utah | 29-16 | W |
| 2-25-22 | Utah | 32-27 | W |
| 1-26-23 | Utah | 36-29 | W |
| 1-27-23 | Utah | 25-19 | W |
| 2-16-23 | at Utah | 33-35 | L |
| 2-17-23 | at Utah | 18-24 | L |
| 1-25-24 | at Utah | 38-21 | W |
| 1-26-24 | at Utah | 36-26 | W |
| 2-15-24 | Utah | 37-22 | W |
| 2-16-24 | Utah | 34-32 | W |
| 2-6-25 | Utah | 33-35 | L |
| 2-7-25 | Utah | 42-25 | W |
| 2-27-25 | at Utah | 24-36 | L |
| 2-28-25 | at Utah | 41-36 | W |
| 1-22-26 | at Utah | 22-21 | W |
| 1-23-26 | at Utah | 35-31 | W |
| 2-12-26 | Utah | 34-39 | L |
| 2-13-26 | Utah | 37-24 | W |
| 1-28-27 | Utah | 39-42 | L |
| 1-29-27 | Utah | 35-37 | L |
| 2-25-27 | at Utah | 31-34 | L |
| 2-26-27 | at Utah (OT) | 40-34 | W |
| 1-27-28 | at Utah | 37-30 | W |
| 1-28-28 | at Utah | 35-31 | W |
| 2-17-28 | Utah | 25-31 | L |
| 2-18-28 | Utah | 26-31 | L |
| 1-18-29 | Utah | 41-38 | W |
| 1-19-29 | Utah | 49-45 | W |
| 2-8-29 | at Utah | 41-56 | L |
| 2-9-29 | at Utah | 53-37 | W |
| 1-31-30 | at Utah | 49-53 | L |
| 2-1-30 | at Utah | 30-38 | L |
| 2-28-30 | Utah | 56-31 | W |
| 3-1-30 | Utah | 59-42 | W |
| 1-23-31 | Utah (OT) | 51-52 | L |
| 1-24-31 | Utah | 43-45 | L |
| 2-27-31 | at Utah | 39-49 | L |
| 2-28-31 | at Utah | 57-49 | W |
| 1-15-32 | at Utah | 44-36 | W |
| 1-16-32 | at Utah | 39-40 | L |
| 2-5-32 | Utah | 32-35 | L |
| 2-6-32 | Utah | 43-34 | W |
| 3-1-32 | vs. Utah | 35-33 | W |
| 1-13-33 | Utah | 40-27 | W |
| 1-14-33 | Utah | 33-34 | L |
| 2-17-33 | at Utah | 43-42 | W |
| 2-18-33 | at Utah | 36-50 | L |
| 3-4-33 | vs. Utah | 43-26 | W |
| 1-26-34 | at Utah | 41-37 | W |
| 1-27-34 | at Utah | 30-43 | L |
| 2-9-34 | Utah | 45-31 | W |
| 2-10-34 | Utah | 40-28 | W |
| 1-11-35 | Utah | 54-25 | W |
| 1-12-35 | Utah | 56-53 | W |
| 2-15-35 | at Utah (OT) | 46-50 | L |
| 2-16-35 | at Utah | 43-52 | L |
| 1-17-36 | Utah | 42-34 | W |
| 1-18-36 | Utah | 47-42 | W |
| 2-14-36 | at Utah | 35-36 | L |
| 2-15-36 | at Utah | 37-36 | W |
| 1-29-37 | at Utah | 30-45 | L |
| 1-30-37 | at Utah | 40-41 | L |
| 2-19-37 | Utah | 35-43 | L |

| | | | |
|----------|-----------------|---------|---|
| 2-20-37 | Utah | 36-31 | W |
| 1-22-38 | Utah | 41-48 | L |
| 3-4-38 | at Utah | 43-54 | L |
| 1-20-39 | Utah | 40-32 | W |
| 3-3-39 | at Utah | 47-52 | L |
| 2-9-40 | at Utah | 39-45 | L |
| 2-23-40 | Utah | 52-41 | W |
| 1-24-41 | Utah | 27-32 | L |
| 3-7-41 | at Utah | 37-41 | L |
| 2-7-42 | at Utah | 50-42 | W |
| 3-7-42 | Utah | 42-40 | W |
| 1-29-43 | Utah | 41-30 | W |
| 1-30-43 | Utah | 41-29 | W |
| 2-12-43 | at Utah | 44-34 | W |
| 2-13-43 | at Utah | 47-45 | W |
| 1-26-45 | Utah | 46-51 | L |
| 3-3-45 | at Utah | 52-56 | L |
| 2-9-46 | at Utah | 28-46 | L |
| 3-9-46 | Utah | 53-71 | L |
| 2-8-47 | Utah | 54-62 | L |
| 3-8-47 | at Utah | 66-82 | L |
| 1-17-48 | at Utah | 65-63 | W |
| 2-21-48 | Utah | 55-51 | W |
| 1-29-49 | at No. 10 Utah | 56-55 | W |
| 1-31-49 | No. 10 Utah | 65-45 | W |
| 2-18-49 | at No. 14 Utah | 49-58 | L |
| 2-19-49 | No. 14 Utah | 52-54 | L |
| 1-28-50 | at Utah | 71-51 | W |
| 1-30-50 | Utah | 61-51 | W |
| 2-17-50 | at Utah | 42-56 | L |
| 2-18-50 | Utah | 56-46 | W |
| 12-27-50 | vs. Utah* | 49-58 | L |
| 2-16-51 | at Utah | 73-60 | W |
| 2-17-51 | Utah | 49-54 | L |
| 3-2-51 | at Utah | 58-67 | L |
| 3-3-51 | Utah | 69-50 | W |
| 2-2-52 | Utah | 48-51 | L |
| 3-8-52 | at Utah | 50-61 | L |
| 2-14-53 | Utah | 62-50 | W |
| 2-21-53 | at Utah | 73-50 | W |
| 2-19-54 | at Utah | 85-76 | W |
| 2-20-54 | Utah | 64-70 | L |
| 2-11-55 | No. 5 Utah (OT) | 76-74 | W |
| 2-12-55 | at No. 5 Utah | 71-78 | L |
| 2-11-56 | at Utah | 63-82 | L |
| 2-24-56 | Utah | 77-82 | L |
| 2-10-57 | Utah | 81-77 | W |
| 2-21-57 | at Utah | 66-88 | L |
| 1-24-58 | at Utah | 81-67 | W |
| 2-27-58 | Utah | 56-74 | L |
| 1-23-59 | No. 20 Utah | 56-70 | L |
| 2-26-59 | Utah (OT) | 74-76 | L |
| 1-22-60 | at No. 7 Utah | 69-76 | L |
| 2-25-60 | No. 5 Utah | 75-87 | L |
| 1-20-61 | Utah | 91-86 | W |
| 2-23-61 | at Utah | 80-95 | L |
| 1-23-62 | at Utah | 89-94 | L |
| 2-24-62 | Utah | 101-106 | L |
| 1-19-63 | Utah | 71-53 | W |
| 2-23-63 | at Utah | 100-106 | L |
| 2-8-64 | at Utah (OT) | 89-91 | L |
| 2-22-64 | Utah | 75-72 | W |
| 1-23-65 | Utah | 98-67 | W |
| 2-20-65 | at Utah | 108-99 | W |
| 2-5-66 | at Utah | 94-93 | W |
| 3-5-66 | Utah | 115-100 | W |
| 2-11-67 | Utah | 64-62 | W |
| 2-17-67 | at Utah | 61-60 | W |
| 2-10-68 | at Utah | 89-91 | L |
| 2-24-68 | Utah | 93-90 | W |
| 2-8-69 | Utah | 73-67 | W |
| 2-22-69 | at Utah | 85-98 | L |
| 1-3-70 | at Utah | 76-82 | L |
| 1-24-70 | Utah | 81-91 | L |
| 2-6-71 | Utah | 103-89 | W |
| 3-6-71 | at Utah | 98-87 | W |
| 1-15-72 | at Utah | 67-61 | W |

| | | | |
|---------|---------------------|---------|---|
| 2-19-72 | Utah | 79-66 | W |
| 2-3-73 | Utah | 89-73 | W |
| 3-3-73 | at Utah | 71-86 | L |
| 1-12-74 | at Utah | 86-104 | L |
| 2-16-74 | Utah | 74-89 | L |
| 1-18-75 | at Utah | 73-91 | L |
| 2-22-75 | Utah | 73-79 | L |
| 1-24-76 | Utah | 74-76 | L |
| 2-21-76 | at Utah | 84-83 | W |
| 2-5-77 | at Utah | 61-81 | L |
| 3-5-77 | No. 20 Utah | 54-67 | L |
| 2-4-78 | Utah | 76-89 | L |
| 3-4-78 | at No. 19 Utah | 74-81 | L |
| 1-20-79 | at Utah | 90-76 | W |
| 2-17-79 | Utah | 76-50 | W |
| 1-12-80 | Utah | 89-72 | W |
| 2-9-80 | at Utah | 83-82 | W |
| 1-31-81 | at No. 9 Utah | 56-60 | L |
| 3-7-81 | No. 9 Utah | 95-76 | W |
| 1-15-82 | Utah | 74-51 | W |
| 2-19-82 | at Utah | 61-68 | L |
| 2-5-83 | at Utah | 72-75 | L |
| 3-5-83 | Utah (3OT) | 62-64 | L |
| 1-14-84 | Utah (2OT) | 113-105 | W |
| 2-8-84 | at Utah | 82-79 | W |
| 1-26-85 | at Utah | 63-62 | W |
| 3-2-85 | Utah (3OT) | 85-86 | L |
| 1-25-86 | Utah | 87-69 | W |
| 2-22-86 | at Utah | 71-74 | L |
| 1-24-87 | at Utah | 80-70 | W |
| 2-14-87 | Utah | 58-65 | L |
| 2-4-88 | Utah | 82-64 | W |
| 2-27-88 | at Utah | 60-62 | L |
| 2-2-89 | at Utah | 86-90 | L |
| 2-25-89 | Utah | 81-74 | W |
| 1-25-90 | Utah | 65-49 | W |
| 2-10-90 | at Utah | 73-89 | L |
| 3-8-90 | vs. Utah* (OT) | 61-62 | L |
| 2-16-91 | at No. 14 Utah | 74-81 | L |
| 3-2-91 | No. 9 Utah (OT) | 71-72 | L |
| 3-9-91 | vs. No. 8 Utah (OT) | 51-49 | W |
| 2-20-92 | Utah | 58-56 | W |
| 3-7-92 | at Utah | 87-73 | W |
| 2-13-92 | vs. Utah+ | 75-62 | W |
| 1-9-93 | Utah | 53-54 | L |
| 2-27-93 | at No. 11 Utah | 83-89 | L |
| 1-8-94 | at Utah | 64-62 | W |
| 2-26-94 | Utah | 73-70 | W |
| 3-10-94 | vs. Utah+ | 96-65 | W |
| 1-3-95 | Utah | 64-57 | W |
| 3-4-95 | at Utah | 79-87 | L |
| 1-2-96 | at No. 15 Utah | 77-83 | L |
| 3-2-96 | No. 10 Utah | 85-96 | L |
| 1-11-97 | No. 9 Utah | 51-61 | L |
| 2-6-97 | at No. 5 Utah | 49-85 | L |
| 1-10-98 | No. 3 Utah | 61-71 | L |
| 2-5-98 | at No. 5 Utah | 68-83 | L |
| 1-9-99 | at Utah | 54-75 | L |
| 2-6-99 | No. 20 Utah | 46-71 | L |
| 3-4-99 | vs. No. 8 Utah* | 62-81 | L |
| 1-15-00 | Utah | 49-56 | L |
| 2-12-00 | at No. 21 Utah | 62-77 | L |
| 3-10-00 | vs. Utah ^ | 58-54 | W |
| 1-29-01 | Utah | 69-61 | W |
| 2-24-01 | at Utah | 75-82 | L |
| 1-28-02 | at Utah | 66-71 | L |
| 2-23-02 | Utah | 63-61 | W |
| 1-25-03 | Utah | 75-79 | L |
| 2-24-03 | at No. 23 Utah | 64-71 | L |
| 1-31-04 | at Utah | 56-64 | L |
| 3-1-04 | Utah | 70-57 | W |
| 3-12-04 | vs. Utah ^ | 51-54 | L |
| 1-31-05 | No. 25 Utah | 58-72 | L |
| 2-26-05 | at No. 13 Utah | 60-69 | L |
| 1-7-06 | Utah | 72-60 | W |
| 2-8-06 | at Utah | 60-79 | L |
| 3-9-06 | vs. Utah ^ | 70-74 | L |

| | | | |
|--|------------------|--------|---|
| 1-31-07 | at Utah | 76-66 | W |
| 3-3-07 | Utah | 85-62 | W |
| 1-19-08 | at Utah | 55-52 | W |
| 2-20-08 | Utah | 67-59 | W |
| 1-27-09 | at Utah (OT) | 88-94 | L |
| 2-28-09 | Utah | 63-50 | W |
| 1-30-10 | Utah | 82-69 | W |
| 3-3-10 | at Utah | 71-51 | W |
| 1-11-11 | at Utah | 104-79 | W |
| 2-12-11 | Utah | 72-59 | W |
| 12-10-11 | at Utah | 61-42 | W |
| *WAC Tournament ^ MWC Tournament | | | |
| WEBER STATE | | | |
| Overall Series Record: BYU leads 27-10 | | | |
| BYU Record in Provo: 19-0 | | | |
| BYU Record in Ogden: 8-10 | | | |
| BYU Record at Neutral Sites: 0-0 | | | |
| 11-30-73 | Weber State | 77-76 | W |
| 12-6-74 | at Weber State | 63-76 | L |
| 12-20-75 | Weber State | 89-80 | W |
| 11-27-76 | at Weber State | 75-96 | L |
| 1-3-78 | Weber State | 81-76 | W |
| 12-23-80 | at Weber State | 85-78 | W |
| 12-15-81 | Weber State | 63-55 | L |
| 1-6-83 | at WSU (2OT) | 81-84 | L |
| 1-7-84 | Weber State (OT) | 86-81 | W |
| 12-8-84 | at Weber State | 79-87 | L |
| 12-28-85 | Weber State (OT) | 88-86 | W |
| 12-18-86 | at Weber State | 84-69 | W |
| 12-11-87 | Weber State* | 104-71 | W |
| 12-1-88 | at Weber State | 78-80 | L |
| 11-28-89 | Weber State | 81-65 | W |
| 11-29-90 | at Weber State | 69-57 | W |
| 12-21-91 | Weber State | 81-68 | W |
| 12-8-92 | at WSU (OT) | 77-83 | L |
| 12-21-93 | Weber State | 92-79 | W |
| 12-21-94 | at Weber State | 74-86 | L |
| 12-12-95 | Weber State | 91-86 | W |
| 12-4-96 | at Weber State | 80-97 | L |
| 12-12-97 | Weber State* | 83-70 | W |
| 11-19-98 | at Weber State | 80-83 | L |
| 12-11-99 | Weber State* | 66-53 | W |
| 12-28-00 | at Weber State | 84-75 | W |
| 12-5-01 | Weber State | 65-47 | W |
| 1-8-03 | at Weber State | 69-75 | L |
| 12-20-03 | Weber State | 86-65 | W |
| 12-23-04 | at Weber State | 79-61 | W |
| 12-17-05 | Weber State | 80-54 | W |
| 12-2-06 | at WSU (OT) | 73-69 | W |
| 12-5-07 | Weber State | 72-57 | W |
| 12-3-08 | at Weber State | 92-62 | W |
| 12-27-09 | Weber State | 87-70 | W |
| 12-21-10 | at Weber State | 72-66 | W |
| 12-7-11 | Weber State | 94-66 | W |
| *Cougar Classic | | | |
| EASTERN NEW MEXICO | | | |
| Overall Series Record: BYU leads 1-0 | | | |
| BYU Record in Provo: 1-0 | | | |
| BYU Record at Eastern New Mexico: N/A | | | |
| BYU Record at Neutral Sites: N/A | | | |
| 1-2-10 | Eastern NM | 95-49 | W |
| BAYLOR | | | |
| Overall Series Record: BYU leads 5-3 | | | |
| BYU Record in Provo: 4-2 | | | |
| BYU Record in Waco: 0-1 | | | |
| BYU Record at Neutral Sites: 0-1 | | | |
| 3-24-50 | vs. Baylor# | 55-56 | L |
| 12-18-54 | Baylor | 66-67 | L |
| 12-17-54 | Baylor | 78-66 | W |
| 12-21-62 | Baylor | 79-65 | W |
| 12-22-62 | Baylor | 75-57 | W |
| 12-1-78 | at Baylor | 92-86 | W |
| 12-1-79 | Baylor | 100-58 | W |
| 12-17-11 | Baylor | 83-86 | L |

| | | | |
|--|-------------------|--|--|
| #NCAA (Kansas City) | | | |
| NORTHERN ARIZONA | | | |
| Overall Series Record: Series tied 1-1 | | | |
| BYU Record in Provo: 0-0 | | | |
| BYU Record at Northern Arizona: 0-1 | | | |
| BYU Record at Neutral Sites: 1-0 | | | |
| 12-4-46 | at Northern Ariz. | | |



WINNING: A BYU TRADITION

BYU has one of the nation's richest basketball traditions. In fact, 85 of the Cougars' 110 seasons on the hardwoods have been winning campaigns. Since putting its first team on the floor in 1903, BYU has amassed a 1666-1014 record to rank No. 15 all-time among NCAA Division I programs in total victories. The Cougars also boast a .622 winning percentage, ranking 32nd.

But it's not just the sum of victories that has made BYU one of the nation's top hoop programs. Along the way, BYU has claimed 29 conference championships and received 37 postseason invites, including 27 NCAA Tournament appearances. The Cougars won two NIT titles (1951 and 1966) back when the NIT was considered the premier national tournament. BYU players also boast 120 all-conference and 80 All-America citations along with 45 NBA draft selections.

BYU has won conference championships in four different leagues. The first six came from the Rocky Mountain Conference and continued as BYU won five as a member of the Skyline Conference. During the Cougars' membership in the Western Athletic Conference, BYU teams won 12 conference championships. Tack on six Mountain West

Conference titles in the league's first 12 seasons, and BYU has won one-fourth of all possible conference championships.

BYU's basketball legacy is filled with many unique achievements. In 1981, the Cougars advanced to the Elite Eight when All-American Danny Ainge made what is still considered one of the NCAA Tournament's most amazing plays. Trailing Notre Dame 50-49 with eight seconds remaining, Ainge took the ball coast-to-coast, dribbling through all five Irish defenders, before lofting the game-winning finger roll just over the reach of Orlando Woolridge. Ainge received the Wooden Award and Eastman Trophy in 1981 as the nation's top player.

In 2011, All-American Jimmer Fredette led the Cougars to the Sweet 16 for the first time since the Notre Dame game in 1981. Fredette led the nation in scoring in 2010-11 with a 28.9 ppg average and earned every major Player of the Year honor, including the Naismith, Wooden and Oscar Robertson awards. Simply known as "The Jimmer" throughout the nation, Fredette gained national fame with prolific scoring outbursts, which included 15 30-point games, four 40-point games and one 52-point explosion versus New Mexico in the Mountain

West Conference tournament.

Legendary coach Stan Watts, who guided BYU to its NIT titles, was inducted into the Naismith Memorial Basketball Hall of Fame in 1986, while All-American center Kresimir Cosic became BYU's second Hall member in 1996. Turning down the opportunity to play in the NBA, Cosic returned home to Yugoslavia to pursue his passion to better-develop basketball in Europe. He earned one gold and two silver medals while playing on four Olympic teams and was the longtime coach of the Yugoslavian National Team, mentoring many future NBA players. He ended his playing career as the all-time Croatian scoring leader.



The Smith Fieldhouse: Home Court 1951-71



All-American Devin Durrant was among the nation's leading scorers in 1984, averaging 27.9 points per game. He is third on BYU's all-time scoring list behind Danny Ainge and Mike Smith.

Before Cosic's arrival in Provo, the Cougars already held the distinction of being the first U.S. program to include an international player on its roster in Finland's Timo Lampen in 1958-59. BYU also boasts two of the nation's longest-standing rivalries, having first played



The 21,000-seat Marriott Center is the fourth-largest on-campus arena in the nation. BYU has won 79 percent of its games in the Marriott Center, including a school-record 53 straight games from 2006-2008, the nation's longest homecourt victory streak at the time.

Utah State in 1906 and Utah in 1909.

The first radio broadcast in the intermountain area took place on Feb. 17, 1940, when BYU hosted Utah State in the Old Ladies Gymnasium in Provo. BYU broke a ban on broadcasting college sports due to the clamor from fans that only 500 people could fit into the gym. Arch Madsen called the game on KOVO radio in Provo with station manager David Walker providing analysis. Home games have also been played in Springville, the old BY Academy and even on the University of Utah's home court.

BYU created a new home on campus with the construction of the George Albert Smith Fieldhouse. The Smith Fieldhouse

was home to the Cougars from 1951-1971, with 20 different all-conference players, including seven All-Americans, starring for BYU during that era. Many capacity crowds crammed inside the Fieldhouse to see Cougar basketball. With BYU's winning tradition, the then 10,000-seat arena grew too small for the increasing interest. In 1971, the Marriott Center was built, giving BYU what is still to this day one of the most intimidating arenas in college basketball.

Since opening the 21,000-seat Marriott Center, the Cougars have been among the nation's annual attendance leaders with 19 top-5 rankings, three times finishing No. 1. BYU has not disappointed its faithful, winning 79 percent of its games in the Marriott Center, including a school record 53-game home victory streak that started in 2005 and ended in 2008.

In recent history, the highest ranking a Cougar team has received in the media polls was the 1987-88 team. At one point the team was 17-0 and climbed as high as No. 2 and No. 3 in the rankings.

Had the victory streak not been snapped by a single-game cross-country trip to UAB in Birmingham, the Cougars could have easily found themselves in the No. 1 spot as the top-rated Arizona Wildcats had lost and left the door open for the Cougars to be the only undefeated team in college basketball.

Over the years, 17 coaches have guided the Cougars, 16 with winning records. Current BYU head coach Dave Rose took the helm in 2005-06 after spending eight years as an assistant under former head coach Steve Cleveland. Rose was an instrumental part of helping the Cougars restore their tradition with NCAA appearances in eight of the last 11 seasons while winning six Mountain West



Rafael Araujo became BYU's 43rd NBA draft selection when he was taken No. 8 overall in the 2004 NBA Draft. The big Brazilian center led BYU to its 21st NCAA Tournament appearance in 2003-04.

Conference titles. During that time, BYU was also one of just 14 teams to have a player drafted in both the 2003 and 2004 NBA Drafts as Travis Hansen was selected in the second round in 2003 and Rafael Araujo was the No. 8 overall pick in 2004. In his seven years guiding the Cougars, Dave Rose has led BYU to its first strings of six-straight NCAA Tournament bids, five-straight seasons with appearances in the national rankings and six-straight 25 win seasons. He also led the Cougars to three-straight conference titles from 2007 to 2009, the first such streak since 1932 to 1934.



Coach Dave Rose has built BYU basketball into one of the elite programs in the country. Under Rose BYU earned its first back-to-back-to-back league titles since 1932, 1933 and 1934.



COUGARS IN CONFERENCE

BYU basketball boasts a remarkable record of conference success during its history. After earning its 28th regular-season conference championship in 2009, the Cougars moved into a tie for seventh among all NCAA Division I programs for most regular-season league titles won (see list below). Including conference tournaments, BYU has claimed a conference championship trophy (regular season or tournament) during 29 seasons. The Cougars won the 1991 WAC Tournament after a second-place regular-season finish. Other conference tournament titles in 1992 (WAC) and 2001 (MWC) have followed up regular-season rings, as was the case with conference playoff wins in 1924 and 1933 in the Rocky Mountain Conference. BYU won six Rocky Mountain Conference titles in 20 years, earned five Skyline championships in 24 years, recorded 12 WAC crowns in 37 years and garnered MWC honors in five of the league's first 11 seasons. BYU won the in-state title against rivals Utah and Utah State during 10 of the 12 years before the Cougars first joined a conference in 1918.

NCAA – MOST REGULAR SEASON CONFERENCE TITLES WON OR SHARED

| No. | School | Conference |
|-----------|----------------|--|
| 54 | Kansas | MVC, Big 8, Big 12 |
| 51 | Kentucky | Southern, SEC |
| 37 | Penn | Ivy |
| 35 | North Carolina | Southern, ACC |
| 32 | Utah | Rocky Mtn, Mtn States, WAC, MWC |
| 30 | UCLA | Pac-10 |
| 29 | BYU | Rocky Mtn, Mtn States, WAC, MWC |
| 29 | Connecticut | Yankee, Big East |
| 29 | Princeton | Ivy |

YEAR-BY-YEAR CONFERENCE/STATE REGULAR-SEASON CHAMPIONS

| Year | Champion |
|------|----------|
| 1906 | BYU |
| 1907 | BYU |
| 1908 | BYU |
| 1909 | BYU |
| 1910 | BYU |
| 1911 | BYU |
| 1912 | BYU |
| 1913 | Utah |
| 1914 | BYU |
| 1915 | BYU |
| 1916 | Utah |
| 1917 | BYU |

ROCKY MOUNTAIN CONFERENCE

| | |
|------|--|
| 1918 | Utah State (West), Colorado College (East) |
| 1919 | Utah (W), Colorado (E) |
| 1920 | Colorado (E) – no west champ – influenza |
| 1921 | Utah (W), Colorado (E) |
| 1922 | BYU (W), Colorado College (E) |
| 1923 | Utah (W), Colorado College (E) |
| 1924 | BYU (W), Colorado College (E) |
| 1925 | BYU (W), Colorado College (E) |
| 1926 | Utah State (W), Colo St. Teacher College (E) |
| 1927 | Montana State (W), Colorado |

| | |
|-------------|--|
| College (E) | |
| 1928 | Montana State (W), Wyoming (E) |
| 1929 | Montana State (W), Colorado (E) |
| 1930 | Montana State/Utah State (W), Colorado (E) |
| 1931 | Utah (W), Wyoming (E) |
| 1932 | BYU/Utah (W), Wyoming (E) |
| 1933 | BYU/Utah (W), Wyoming/CSTC (E) |
| 1934 | BYU (W), Wyoming (E) |
| 1935 | Utah State (W), CSTC (E) |
| 1936 | Utah State (W), Wyoming (E) |
| 1937 | Utah/Montana St. (W), Colorado/Denver (E) |

MOUNTAIN STATES CONFERENCE (SKYLINE)

| | |
|------|----------------------------|
| 1938 | Utah/Colorado |
| 1939 | Colorado |
| 1940 | Colorado |
| 1941 | Wyoming |
| 1942 | Colorado |
| 1943 | BYU (West), Wyoming (East) |
| 1944 | No Champion |
| 1945 | Utah |
| 1946 | Wyoming |
| 1947 | Wyoming |
| 1948 | BYU |
| 1949 | Wyoming |
| 1950 | BYU |
| 1951 | BYU |
| 1952 | Wyoming |
| 1953 | Wyoming |
| 1954 | Colorado A&M |
| 1955 | Utah |
| 1956 | Utah |
| 1957 | BYU |
| 1958 | Wyoming |
| 1959 | Utah |
| 1960 | Utah |
| 1961 | Utah/Colorado St. |
| 1962 | Utah |

WESTERN ATHLETIC CONFERENCE

| | |
|------|------------------------|
| 1963 | Arizona State |
| 1964 | New Mexico/Arizona St. |
| 1965 | BYU |
| 1966 | Utah |
| 1967 | BYU/Wyoming |

| | |
|------|--------------------|
| 1968 | New Mexico |
| 1969 | BYU/Wyoming |
| 1970 | UTEP |
| 1971 | BYU |
| 1972 | BYU |
| 1973 | Arizona State |
| 1974 | New Mexico |
| 1975 | Arizona State |
| 1976 | Arizona |
| 1977 | Utah |
| 1978 | New Mexico |
| 1979 | BYU |
| 1980 | BYU |
| 1981 | Utah/Wyoming |
| 1982 | Wyoming |
| 1983 | BYU/Utah/UTEP |
| 1984 | UTEP |
| 1985 | UTEP |
| 1986 | Utah/Wyoming/UTEP |
| 1987 | UTEP |
| 1988 | BYU |
| 1989 | Colorado State |
| 1990 | BYU/Colorado State |
| 1991 | Utah |
| 1992 | BYU/UTEP |
| 1993 | BYU/Utah |
| 1994 | New Mexico |
| 1995 | Utah |
| 1996 | Utah |
| 1997 | Utah |
| 1998 | Utah (Mountain) |
| 1999 | Utah |

MOUNTAIN WEST CONFERENCE

| | |
|------|---------------------|
| 2000 | Utah/UNLV |
| 2001 | BYU/Utah/Wyoming |
| 2002 | Wyoming |
| 2003 | BYU/Utah |
| 2004 | Air Force |
| 2005 | Utah |
| 2006 | San Diego State |
| 2007 | BYU |
| 2008 | BYU |
| 2009 | BYU/New Mexico/Utah |
| 2010 | New Mexico |
| 2011 | BYU/San Diego State |

BYU CONFERENCE TOURNAMENT RESULTS



At the 2011 MWC Tournament, Jimmer Fredette scored 52 points in BYU's win over New Mexico in the semi-finals.

CONFERENCE PLAYOFF SERIES

| | | | |
|------|----------------------------------|-----|---|
| 1924 | Colorado College (Rocky Mtn.) | 2-1 | W |
| 1925 | at Colorado College (Rocky Mtn.) | 0-3 | L |
| 1932 | at Wyoming (Rocky Mtn.) | 1-2 | L |
| 1933 | Wyoming (Rocky Mtn.) | 2-1 | W |
| 1934 | at Wyoming (Rocky Mtn.) | 0-3 | L |
| 1943 | at Wyoming (Skyline) | 0-3 | L |

WESTERN ATHLETIC CONFERENCE TOURNAMENT

| | | | |
|---------|-------------------------------|------------|---|
| 3/9/84 | v. New Mexico (in El Paso) | 55-64 | L |
| 3/4/85 | Air Force (in Provo) | 79-82 | L |
| 3/6/86 | v. New Mexico (in Laramie) | 68-79 | L |
| 3/5/87 | v. Air Force (in Albuquerque) | 82-79 (OT) | W |
| 3/6/87 | at New Mexico | 86-93 | L |
| 3/10/88 | Hawaii (in Provo) | 76-74 | W |
| 3/11/88 | UTEP | 63-66 | L |
| 3/10/89 | v. Hawaii (in SLC) | 69-72 | L |
| 3/8/90 | v. Utah (in El Paso) | 61-62 (OT) | L |
| 3/7/91 | v. CSU (in Laramie) | 69-56 | W |
| 3/8/91 | v. Hawaii | 73-71 (OT) | W |
| 3/9/91 | v. Utah | 51-49 (OT) | W |
| 3/12/92 | v. Air Force (in Ft. Collins) | 72-51 | W |
| 3/13/92 | v. Utah | 75-62 | W |
| 3/14/92 | v. UTEP | 73-71 | W |
| 3/11/93 | v. Hawaii (in SLC) | 85-71 | W |
| 3/12/93 | v. New Mexico | 59-68 | L |
| 3/10/94 | v. Utah (in SLC) | 96-65 | W |
| 3/11/94 | v. Fresno State | 87-72 | W |
| 3/12/94 | v. Hawaii | 66-73 | L |
| 3/9/95 | v. CSU (in Albuquerque) | 73-75 | L |
| 3/7/96 | v. CSU (in Albuquerque) | 84-100 | L |
| 3/3/98 | v. Tulsa (in Las Vegas) | 56-59 | L |
| 3/2/99 | v. TCU (in Las Vegas) | 90-74 | W |
| 3/4/99 | v. Utah | 62-81 | L |

MOUNTAIN WEST CONFERENCE TOURNAMENT

| | | | |
|---------|------------------------------|-------|---|
| 3/9/00 | v. New Mexico (in Las Vegas) | 55-43 | W |
| 3/10/00 | v. Utah | 58-54 | W |
| 3/11/00 | at UNLV | 56-79 | L |

| | | | |
|---------|---------------------------------|------------|---|
| 3/8/01 | v. Air Force (in Las Vegas) | 69-54 | W |
| 3/9/01 | v. Wyoming | 77-66 | W |
| 3/10/01 | v. New Mexico | 69-65 | W |
| 3/7/02 | v. San Diego St. (in Las Vegas) | 51-62 | L |
| 3/13/03 | v. New Mexico (in Las Vegas) | 71-56 | W |
| 3/14/03 | v. Colorado State | 86-80 (OT) | L |
| 3/11/04 | v. Wyoming (in Denver) | 79-74 | W |
| 3/12/04 | v. Utah | 51-54 | L |
| 3/10/05 | v. New Mexico (in Denver) | 71-85 | L |
| 3/9/06 | v. Utah (in Denver) | 70-74 | L |
| 3/8/07 | v. TCU (in Las Vegas) | 77-64 | W |
| 3/9/07 | v. Wyoming | 96-84 | W |
| 3/10/07 | at UNLV | 70-78 | L |
| 3/13/08 | v. Colorado St. (in Las Vegas) | 89-62 | W |
| 3/14/08 | v. San Diego State | 63-54 | W |
| 3/15/08 | at UNLV | 61-76 | L |
| 3/12/09 | v. Air Force (in Las Vegas) | 80-69 | W |
| 3/13/09 | v. San Diego State | 62-64 | L |
| 3/11/10 | v. TCU (in Las Vegas) | 95-85 | W |
| 3/12/10 | at UNLV | 66-70 | L |
| 3/10/11 | v. TCU (in Las Vegas) | 64-58 | W |
| 3/11/11 | v. New Mexico | 87-76 | W |
| 3/12/11 | v. San Diego State | 54-72 | L |

WEST COAST CONFERENCE TOURNAMENT

| | | | |
|--------|-----------------------------|-------|---|
| 3/2/12 | v. San Diego (in Las Vegas) | 73-68 | W |
| 3/3/12 | v. Gonzaga | 58-77 | W |

MWC/WAC TOURNAMENT RECORDS

| | |
|------------------------------|-------|
| Conference Tournament Record | 28-25 |
| First Round Record | 17-11 |
| Second Round Record | 8-9 |
| Championship Finals Record | 3-5 |
| WAC Tournament Record | 12-13 |
| MWC Tournament Record | 15-11 |
| WCC Tournament Record | 1-1 |
| Tournament Record (NEUTRAL) | 27-18 |
| Tournament Record (HOME) | 1-2 |
| Tournament Record (AWAY) | 0-5 |



BYU CONFERENCE CHAMPIONSHIP TEAMS (29 TITLES)

1921-22

BYU won its second title in the Western Division with a 3-1 conference record, beating out rivals from the University of Utah.

1923-24

A 7-1 conference record gave the Cougars their third Western Division title. They met the Eastern Division winner, Colorado College, in the first playoff series in a decade. BYU won the series 2-1 and was crowned the undisputed Rocky Mountain Conference Champion.

1924-25

BYU repeated its championship run and once again won the Western Division title, finishing 6-2 in conference and 11-6 overall. The title was the third in four years for the Cougars. BYU once again met Colorado College in the Conference Championship Series but was swept in Colorado Springs.

1931-32

Led by sophomore Elwood Romney, a first-team all-conference selection, BYU tied with Utah for the West title and then defeated the Utes in a one-game playoff, earning the chance to meet Wyoming in the Conference Championship Series. Despite an 8-4 conference finish, the Cougars were swept by the Cowboys.

1932-33

For the second straight season, the Western Division ended in a tie between BYU and Utah. After going 9-3 in conference and 18-7 overall, the Cougars once again defeated the Utes and met Wyoming in the Championship Series. This time, BYU emerged victorious, winning 2-1 and thus winning the Conference Championship for the first time since 1924.

1933-34

The Cougars finished the season 9-3 in conference and 18-11 overall to win the Western Division title for the third year in a row. BYU once again met Wyoming in the Championship playoff series, but the Cougars were defeated 2-1.

1942-43

After switching to the Skyline Conference in 1937, the 1942-43 Cougars won their first Skyline Conference Western Division title. A 7-1 conference record earned the team the opportunity to play Wyoming in the Championship Series. However, despite the efforts of first-team all-conference selection Brady Walker, the Cougars lost to Wyoming in three straight games.

1947-48

As the conference consolidated into one division, the Cougars finished 8-2 and took first place. Joe Nelson and Randy Clark were both named first-team all-conference players. Nelson led the Skyline Conference in scoring, racking up 203 points in conference play and averaging 20.3 points per game.

1949-50

After winning the conference preseason trophy, the Cougars finished 14-6 in conference and had their first 20-win season, going 22-12. BYU was led by a talented trio consisting of Joe Nelson, Roland Minson and Mel Hutchins, each averaging over 10 points per game. All three players earned NCAA honors at season's end.

1950-51

The Cougars repeated as Skyline Conference Champions and won their third title in four years with a 15-5 record in conference and an amazing 28-9 record overall. Once again led by Roland Minson and Mel Hutchins, the Cougars were ranked as high as third nationally and went on to win the NIT. They also set a school record with a 91-point offensive showcase against Denver.

1956-57

The Cougars won their last Skyline Conference Championship in this season, finishing 11-3 in conference and 19-9 overall. Led by Tom Steinke and John Benson, who each averaged almost 20 points per game, BYU went on to finish third in the NCAA West Regionals.

1964-65

The 1964-65 team won the first WAC Championship for BYU and first conference title since 1957. The team finished the season with a 21-7 mark and was ranked sixth nationally in the final wire service poll of the season. BYU finished second to Miami (Fla.) in scoring offense. John Fairchild was named WAC Player of the Year and led the team with 21.5 points a game.

1966-67

The Cougars surprised many by winning a share of the WAC title and finishing 14-10. There were no real standouts on the team as eight players won game-high honors during the season. BYU remained undefeated for the second straight year at home.

1968-69

BYU finished the season at 17-12 and

had been picked in the preseason polls to finish third or lower. They won a first-round berth in the NCAA Tournament but lost to New Mexico State. Remarkably, six players ended the season with scoring averages in double figures.

1970-71

The Cougars finished 18-11 to grab the WAC title. They lost to eventual NCAA Champion UCLA in the NCAA Regionals. The team was led by Bernie Fryer, who averaged 19.2 points, and Steve Kelly, who scored 17.9 points per game.

1971-72

The 1971-72 season was Coach Stan Watts' final year and one of the most exciting in Cougar history. The team finished with a 21-5 record and made it to the NCAA Tournament.

1978-79

One of the most exciting aspects of the 1978-79 season was the expectation that Cougar success would carry over into the next year. The Cougars were 20-8 and were led by Danny Ainge with 18.4 points per game. Ainge moved into the top 10 in BYU scoring history after just two seasons. The Cougars made it to the first round of the NCAA Tournament.

1979-80

A record of 24-5 was the best yet for a BYU team. The Cougars had been ranked as high as No. 6 by sports writers. All the starters from the previous year returned to help defend the WAC title. Danny Ainge once again led the team with 19.1 points per game and moved into first place on the BYU all-time scoring list. The team had four future NBA players; Ainge, Devin Durrant, Fred Roberts and Greg Kite.

1982-83

Although the 1982-83 team finished in a three-way tie for the WAC championship, it was the first time in the previous five years that the Cougars did not advance to postseason play. The team's record was 15-14. Devin Durrant led BYU in scoring with 22.8 points per game. Greg Kite led the team in rebounding with 8.8 per game.

1987-88

In the 70-year history of BYU basketball, only the 1950-51 team had more victories than the 1987-88 team, and no team had a better winning percentage. The Cougars finished 26-6, winning 17 games in a row to start the year, a BYU basketball record. The team was led by All-American Michael Smith who

averaged 21.2 points and 7.8 rebounds per game.

1989-90

The Cougars went 21-9 and exceeded all expectations by winning the WAC title. The team was projected to finish sixth. They went on to lose a heart-breaker in the NCAA East Regional to Clemson 49-47. It was Roger Reid's first year as head coach. Marty Haws led the team in scoring with 18.5 points and 4.1 assists per game. Andy Toolson averaged 18.3 points per game.

1990-91 (Tournament)

With a 21-13 record, BYU finished in second place during the regular season in the WAC but went on to win the WAC Tournament and then advanced to the second round of the NCAA Tournament. Freshman Shawn Bradley led the nation in blocked shots with 177 and averaged 14.8 points a game. Steve Schreiner scored 14.2 points per game.

1991-92

Few thought at the beginning of the season that BYU would finish the season 25-7 and win the WAC. The Cougars went on to defeat UTEP in dramatic fashion at the WAC Tournament thanks to a 54-foot buzzer-beater by Kevin Nixon. The Cougars ran into Shaq and LSU in the first round of the NCAA Tournament to end the season. Gary Trost led the team in scoring with 14.2 points per game.

1992-93

The Cougars posted a 25-9 record, including 15-1 in the WAC, which tied the conference record for most wins. Nick Sanderson set a school record for 3-point attempts in a season with 209. Russell Larson set a new school record in field-goal percentage at .631. Gary Trost led the team in scoring for the second straight year with 15.2 points per game. BYU lost to Kansas in the second round of the NCAA Tournament.

2000-01

BYU finished 24-9 while earning its first conference tournament title since 1992, its first regular-season championship since 1993 and its first NCAA bid since 1995. The Cougars went 10-4 in Mountain West Conference play to earn a three-way share of the title with Utah and Wyoming. BYU won the MWC Tournament and earned the automatic bid to the NCAA Tournament with wins over Air Force, Wyoming and New Mexico at the Thomas & Mack Center in Las Vegas. BYU, the 12th seed, lost its first round NCAA game at Cox Arena in San Diego to No. 5-seed Cincinnati.

2002-03

BYU claimed a share of the Mountain West Conference regular-season title and an NCAA bid for the second time in three years. Playing among the nation's toughest schedules, including 11 different conferences on its non-league slate, the Cougars finished the year 23-9 overall and earned their 26th conference title, going 11-3 in MWC games along with Utah. BYU Coach Steve Cleveland was named the MWC Coach of the Year, and senior guard Travis Hansen was one of two consensus first-team All-MWC players and the MWC's Co-Defensive Player of the Year. The Cougars had the MWC's top defense and also won the preseason Paradise Jam title in St. Thomas, U.S. Virgin Islands. Hansen led the team in scoring (16.8) and blocks (20) and was second in assists (2.4) and rebounds (4.8).

2006-07

BYU's second season under head coach Dave Rose not only improved upon his impressive inaugural campaign but also proved to be one of the best seasons a Cougar team has ever achieved in the program's 105-year history. After becoming the second-most improved team in the nation in Rose's first season at BYU, the Cougars responded in his second year with a 25-9 resume that included the program's first outright league championship since 1988, its first national top-25 ranking since 1993, its first season sweep over rival Utah since 1994 and its first NCAA Tournament invitation since 2004, including its highest seed since 1995. On the record books at BYU, only two teams (1951 -- 28 wins; 1988 -- 26 wins) won more games in a season than the 25 victories achieved by the Cougars in 2006-07. BYU defeated three nationally ranked teams in the process and earned a national ranking (No. 24) in the final Associated Press Top 25 Poll, something a Cougar team hadn't done since 1988.

2007-08

The Dave Rose-guided Cougars went 27-8 to win the second-most games in school history while becoming the first outright back-to-back Mountain West Conference Champions in league history. The team also achieved BYU's first consecutive appearances in the Top 25 polls since the 1980-81 and 1981-82 seasons and earned the program's first victory over a top-6 ranked team since 1965 with its triumph over Rick Pitino's sixth-rated Louisville Cardinals. The Cougars won the MWC regular-season title by two games over UNLV with an MWC-record 14-2 resume to finish the regular season with a school-record 25

regular-season victories. The consecutive outright league titles were the first for BYU since Danny Ainge played for the Cougars in 1978-79 and 1979-80. The conference crown was also BYU's 27th overall to rank the Cougars ninth all-time among all Division I programs.

2008-09

By capturing a share of the 2009 MWC regular season title, BYU became the first program in league history to win three-straight titles — a feat accomplished only one other time in program history, from 1932 to 1934. Heading into the final three games of the regular season BYU trailed league leader Utah by two games in the standings. The Cougars knocked off rival Utah at home before winning at Wyoming to pull into a tie for first. BYU downed Air Force in a hard-fought battle at home in the finale to claim a share of the title. At 25-8 the Cougars won at least 25 games for the third-straight season and appeared in the polls for a third-straight year for the first time since 1979-80, 1980-81 and 1981-82. With a 12-4 league mark BYU increased its all-time lead to 99 MWC wins and Dave Rose added to his total of 51 — third all-time in the MWC. Rose is the league's all-time leader in winning percentage (.797).

2010-11

Led by the National Player of Year in Jimmer Fredette and BYU's all-time steals leader Jackson Emery, the Cougars set numerous program records while capturing a share of the MWC regular season title. With an overall record of 32-5, BYU set team records for wins, winning percentage (.864) and wins away from home (19 total, 10 road and nine neutral). Fredette led the nation in scoring at 28.9 points per game and set the BYU single game (52 points vs. New Mexico), single season (1,068 points) and career (2,599 points) scoring records while Emery set the season (101) and career (249) steals records. BYU was ranked in the top 25 throughout the season and enjoyed nine-consecutive weeks ranked in the top 10. The Cougars swept San Diego State (ranked No. 4 and No. 6 at the time of the matchups) in the regular season to secure a share of the league title with a 14-2 mark. The Cougars earned a No. 3 seed in the NCAA Tournament and advanced to the Sweet 16 for the first time since 1981.



1902-03

Record: 4-5
Home: 2-3
Road: 2-2
Long Win Streak: 3
Long Loss Streak: 2
Coach: W.A. Colton

| DATE | OPPONENT | SCORE | W/L |
|------|-------------------|-------|-----|
| F 6 | at LDSU | 7-47 | L |
| F 14 | BY College | 13-17 | L |
| F 21 | Weber Academy | 30-18 | W |
| F 27 | at Weber Academy | 17-16 | W |
| F 28 | at BY College | 20-17 | W |
| M 7 | LDSU | 13-23 | L |
| M 21 | at LDSU | 13-30 | L |
| M 28 | Univ. of Colorado | 23-15 | W |
| A 2 | Univ. of Colorado | 10-16 | L |

1903-04

Record: 3-3
Home: 1-2
Road: 2-1
Long Win Streak: 2
Long Loss Streak: 2

| DATE | OPPONENT | SCORE | W/L |
|------|------------------|-------|-----|
| J 9 | Salt Lake H.S. | 38-8 | W |
| J 16 | LDSU | 17-22 | L |
| J 22 | at Weber Academy | 43-13 | W |
| J 23 | at BY College | 18-9 | W |
| F 6 | BY College | 17-18 | L |
| F 19 | at LDSU | 20-27 | L |

1904-05

Record: 9-3
Home: 5-1
Road: 4-2
Long Win Streak: 7
Long Loss Streak: 1

| DATE | OPPONENT | SCORE | W/L |
|------|----------------------|-------|-----|
| J 21 | at A.F. Apollos | NS | L |
| J 28 | LDSU | 51-7 | W |
| F 3 | at State Deaf School | 64-6 | W |
| F 4 | at BY College | 22-14 | W |
| F 10 | A.F. Apollos | NS | W |
| F 11 | BY College | 19-12 | W |
| F 18 | Weber Academy | 30-10 | W |
| F 24 | at LDSU | NS | W |
| F 25 | at Weber Academy | 14-16 | L |
| M 4 | State Deaf School | NS | W |
| M 4 | at A.F. Apollos | 10-7 | W |
| M 25 | Wheaton Col. (Ill.) | 27-35 | L |

1905-06

Record: 11-1
Home: 6-1
Road: 5-0
Long Win Streak: 6
Long Loss Streak: 1
Coach: C.T. Teetzel

| DATE | OPPONENT | SCORE | W/L |
|------|----------------------|-------|-----|
| J 13 | LDSU | 25-12 | W |
| J 19 | Weber Academy | NS | W |
| J 27 | State Deaf School | 62-4 | W |
| F 9 | at Weber Academy | 15-11 | W |
| F 10 | at State Deaf School | NS | W |
| F 13 | Chicago YMCA | 14-22 | L |
| F 16 | at LDSU | 19-17 | W |
| F 23 | at Utah State | 21-14 | W |
| F 24 | at BY College | 20-18 | W |
| M 2 | Minn. Red Wings | 20-18 | W |
| M 3 | Utah State | 19-11 | W |
| M 17 | BY College | 20-19 | W |

1906-07

Record: 7-3
Home: 5-1
Road: 2-1
Neutral: 0-1
Long Win Streak: 3
Long Loss Streak: 1
Coach: C.T. Teetzel

| DATE | OPPONENT | SCORE | W/L |
|------|-------------------|-------|-----|
| J 19 | Weber Academy | 72-9 | W |
| J 26 | BY College (OT) | 26-24 | W |
| F 1 | at LDSU | 32-29 | W |
| F 7 | Chicago Crescents | 21-24 | L |
| F 16 | Utah State | 44-11 | W |
| F 23 | !Weber Academy | 2-0 | W |
| M 1 | at Utah State | 23-12 | W |



FRED BENNION
Years: 1908-10 (2)
Record: 16-6 (.727)

| | | | |
|------|--------------------|-------|---|
| M 2 | at BY College | 16-19 | L |
| M 8 | LDSU | 30-19 | W |
| M 16 | v. BY College (OT) | 24-27 | L |

1907-08

Record: 4-2
Home: 3-1
Road: 1-1
Long Win Streak: 4
Long Loss Streak: 1
Coach: C.T. Teetzel

| DATE | OPPONENT | SCORE | W/L |
|------|---------------|-------|-----|
| J 17 | at BY College | 14-16 | L |
| J 18 | at Utah State | 29-16 | W |
| J 25 | LDSU (OT) | 20-19 | W |
| F 1 | Utah State | 43-19 | W |
| F 15 | LDSU | 26-25 | W |
| F 22 | BY College | 22-27 | L |

1908-09

Record: 7-4
Home: 4-2
Road: 3-2
Long Win Streak: 4
Long Loss Streak: 3
Coach: Fred Bennion

| DATE | OPPONENT | SCORE | W/L |
|------|---------------|-------|-----|
| D 12 | YMCA | 23-29 | L |
| J 9 | at YMCA | 17-31 | L |
| J 16 | at LDSU | 16-30 | L |
| J 23 | Utah | 32-9 | W |
| J 30 | BY College | 35-21 | W |
| F 6 | Utah State | 37-11 | W |
| F 20 | LDSU | 28-33 | L |
| F 22 | Oregon | 26-24 | W |
| F 26 | at Utah State | 37-13 | W |
| F 27 | at BY College | 34-27 | W |
| M 5 | at Utah | 40-27 | W |

1909-10

Record: 9-2
Home: 5-1
Road: 4-1
Long Win Streak: 8
Long Loss Streak: 1
Coach: Fred Bennion

| DATE | OPPONENT | SCORE | W/L |
|------|---------------|-------|-----|
| J 8 | YMCA | 28-26 | W |
| J 14 | at BY College | 33-13 | W |
| J 15 | at Utah State | 40-20 | W |
| J 22 | BY College | 42-14 | W |
| F 5 | at Utah | 31-27 | W |
| F 11 | Utah | 31-17 | W |
| F 12 | at LDSU | 29-21 | W |
| F 18 | Utah State | 47-31 | W |
| F 22 | YMCA | 21-26 | L |
| F 25 | LDSU | 47-12 | W |
| F 26 | at YMCA | 13-23 | L |

1910-11

Record: 8-0
Home: 5-0
Road: 3-0
Long Win Streak: 8
Coach: Henry Rose

| DATE | OPPONENT | SCORE | W/L |
|------|-----------------|-------|-----|
| J 7 | at Snow Academy | 45-25 | W |
| J 14 | Alumni | 32-22 | W |
| J 21 | YMCA | 41-17 | W |
| J 28 | Utah | 47-27 | W |
| F 4 | at Utah State | 29-19 | W |
| F 18 | Utah State | 37-21 | W |
| F 25 | at Utah | 33-26 | W |
| F 27 | Hamilton, Wisc. | 27-26 | W |

1911-12

Record: 7-0
Home: 5-0
Road: 2-0
Long Win Streak: 7
Coach: E.L. Roberts

| DATE | OPPONENT | SCORE | W/L |
|------|---------------|-------|-----|
| J 13 | Alumni | 40-19 | W |
| J 20 | BY College | 48-20 | W |
| J 27 | LDSU | 51-12 | W |
| F 3 | Utah State | 36-17 | W |
| F 9 | at Utah State | 37-16 | W |
| F 17 | at Utah | 36-25 | W |
| M 2 | Utah | 32-25 | W |

1912-13

Record: 7-3
Home: 5-2
Road: 2-1
Long Win Streak: 5
Long Loss Streak: 2
Coach: E.L. Roberts

| DATE | OPPONENT | SCORE | W/L |
|------|-------------------|-------|-----|
| D 14 | Weber Academy | 48-34 | W |
| J 11 | Alumni | 61-26 | W |
| J 18 | LDSU | 34-20 | W |
| J 25 | Burlington (S.L.) | 49-17 | W |
| F 1 | BY College | 40-29 | W |
| F 8 | Utah | 31-49 | L |
| F 14 | at BY College | 28-26 | W |
| F 15 | at Utah State | 33-23 | W |
| F 22 | at Utah (OT) | 26-29 | L |
| M 1 | Utah State | 20-29 | L |

1913-14

Record: 8-2
Home: 6-0
Road: 2-2
Long Win Streak: 4
Long Loss Streak: 1
Coach: E.L. Roberts

| DATE | OPPONENT | SCORE | W/L |
|------|-------------------|-------|-----|
| J 10 | S.L. Hardware | 53-18 | W |
| J 17 | Deseret Business | 44-13 | W |
| J 31 | #BY College | 43-23 | W |
| F 5 | Montana State | 67-14 | W |
| F 14 | at Utah | 23-36 | L |
| F 21 | Utah State | 41-21 | W |
| F 28 | LDSU | 32-24 | W |
| M 6 | at Utah State | 28-19 | W |
| M 7 | at BY College | 22-15 | W |
| M 9 | at Oneida Academy | 25-26 | L |



E.L. ROBERTS
Years: 1911-20, 25-28 (12)
Record: 87-49 (.640)

1914-15

Record: 6-2
Home: 4-0
Road: 2-2
Long Win Streak: 6
Long Loss Streak: 1
Coach: E.L. Roberts

| DATE | OPPONENT | SCORE | W/L |
|------|---------------|-------|-----|
| J 15 | at Apollos | 23-27 | L |
| J 16 | Apollos | 35-25 | W |
| J 30 | BY College | 37-32 | W |
| F 13 | Utah State | 29-21 | W |
| F 20 | Utah | 29-28 | W |
| F 26 | at Utah State | 31-23 | W |
| F 27 | at BY College | 24-18 | W |
| M 12 | at Utah | 20-38 | L |

1915-16

Record: 3-3
Home: 3-1
Road: 0-2
Long Win Streak: 2
Long Loss Streak: 2
Coach: E.L. Roberts

| DATE | OPPONENT | SCORE | W/L |
|------|------------------|-------|-----|
| J 15 | Springville H.S. | 44-17 | W |
| F 4 | at Utah | 26-41 | L |
| F 12 | Utah State | 42-17 | W |
| F 19 | Iola (KS) YMCA | 70-25 | W |
| F 26 | at Utah State | 23-37 | L |
| M 4 | Utah | 30-38 | L |

1916-17

Record: 14-2
Home: 8-0
Road: 3-1
Neutral: 3-1
Long Win Streak: 14
Long Loss Streak: 1
Coach: E.L. Roberts

| DATE | OPPONENT | SCORE | W/L |
|------|---------------------|-------|-----|
| D 13 | at Springville H.S. | 19-20 | L |
| J 6 | BY H.S. | 50-20 | W |
| J 13 | West H.S. | 42-24 | W |
| J 20 | Springville H.S. | 61-24 | W |
| J 27 | LDSU | 38-19 | W |
| J 29 | Chicago Cres. | 51-9 | W |
| F 3 | at BY College | 84-37 | W |
| F 10 | Utah | 38-32 | W |
| F 17 | Utah State | 43-22 | W |
| F 23 | at Utah | 54-33 | W |
| M 3 | Alumni | 50-19 | W |
| M 8 | at Utah State | 34-27 | W |
| M 14 | #Brown-King (SL) | 52-21 | W |
| M 15 | #NW Normal (OK) | 35-24 | W |
| M 16 | #Seward Park Bro. | 27-16 | W |
| M 17 | #Illinois AC | 14-27 | L |

1917-18

Record: 5-3
Conference: 1-1, T2nd RMC
Home: 3-2
Road: 2-1
Long Win Streak: 2
Long Loss Streak: 1
Coach: E.L. Roberts

| DATE | OPPONENT | SCORE | W/L |
|------|--------------------|-------|-----|
| N 29 | at Lehi H.S. | 30-34 | L |
| J 12 | BY H.S. | 40-28 | W |
| J 19 | Lehi H.S. | 67-30 | W |
| J 25 | BY College (OT) | 32-36 | L |
| F 1 | Hinckley Acad. | 58-28 | W |
| F 9 | Utah | 21-27 | L |
| F 11 | at Amer. Fork H.S. | 48-35 | W |
| F 23 | at Utah | 38-28 | W |

1918-19

Record: 5-3
Conference: 1-3, 3rd RMC
Home: 4-2
Road: 1-1
Long Win Streak: 4
Long Loss Streak: 2
Coach: E.L. Roberts

| DATE | OPPONENT | SCORE | W/L |
|------|---------------|-------|-----|
| J 15 | at Apollos | 23-27 | L |
| J 16 | Apollos | 35-25 | W |
| J 30 | BY College | 37-32 | W |
| F 13 | Utah State | 29-21 | W |
| F 20 | Utah | 29-28 | W |
| F 26 | at Utah State | 31-23 | W |
| F 27 | at BY College | 24-18 | W |
| M 12 | at Utah | 20-38 | L |

| | | | |
|------|------------------|-------|---|
| F 6 | at Sp. Fork H.S. | 87-18 | W |
| F 7 | at Utah | 22-50 | L |
| F 15 | BY College | 22-54 | W |
| M 1 | Utah State | 23-26 | L |
| M 8 | Utah | 21-31 | L |

1919-20

Record: 4-2
Conference: 0-2, T3rd RMC
Home: 2-0
Road: 2-2
Long Win Streak: 4
Long Loss Streak: 2
Coach: E.L. Roberts

| DATE | OPPONENT | SCORE | W/L |
|------|---------------------|-------|-----|
| J 9 | at Springville H.S. | 34-19 | W |
| J 10 | BY H.S. | 49-32 | W |
| J 21 | at A.F. Legion | 56-34 | W |
| J 24 | Lehi Legion | 47-20 | W |
| J 31 | at Utah State | 27-55 | L |
| M 4 | at Utah | 30-41 | L |

1920-21

Record: 10-2
Conference: 2-2, 2nd RMC
Home: 9-0
Road: 1-2
Long Win Streak: 10
Long Loss Streak: 1
Coach: Alvin Twitchell

| DATE | OPPONENT | SCORE | W/L |
|------|---------------|-------|-----|
| J 22 | Utah | 22-16 | W |
| F 5 | at Utah State | 43-45 | W |
| F 26 | Utah State | 30-28 | W |
| M 5 | at Utah | 16-29 | L |

1921-22

Record: 9-3
Conference: 3-1, 1st RMC
Home: 6-2
Road: 3-1
Long Win Streak: 6
Long Loss Streak: 1
Coach: Alvin Twitchell

| DATE | OPPONENT | SCORE | W/L |
|------|---------------|-------|-----|
| J 22 | Utah | 22-16 | W |
| F 5 | at Utah State | 43-45 | W |
| F 26 | Utah State | 30-28 | W |
| M 5 | at Utah | 16-29 | L |

1922-23

Record: 7-5
Conference: 4-4, T2nd RMC
Home: 6-1
Road: 1-4
Long Win Streak: 6
Long Loss Streak: 5
Coach: Alvin Twitchell

| DATE | OPPONENT | SCORE | W/L |
|------|--------------------|-------|-----|
| J 4 | at Carbon Co. H.S. | 51-25 | W |
| J 13 | BY H.S. | 24-17 | W |
| J 20 | West H.S. | 44-20 | W |
| J 24 | Provo H.S. | 30-20 | W |
| J 26 | Utah | 36-29 | W |
| J 27 | Utah | 25-19 | W |
| F 2 | at Utah State | 19-55 | L |
| F 3 | at Utah State | 30-36 | L |
| F 16 | at Utah | 33-35 | L |
| F 17 | at Utah | 18-24 | L |
| F 23 | Utah State | 22-23 | L |
| F 24 | Utah State | 37-26 | W |

1923-24

Record: 14-4



ALVIN TWITCHELL
Years: 1920-25 (5)
Record: 50-20 (.714)

Conference: 6-2, 1st RMC
Home: 9-4
Road: 5-0

| | | | |
|------|------------------|-------|---|
| J 29 | Utah State | 31-49 | L |
| J 30 | Utah State | 36-32 | W |
| F 5 | at Montana State | 18-41 | L |
| F 6 | at Montana State | 31-36 | L |
| F 12 | Utah | 34-39 | L |
| F 13 | Utah | 37-24 | W |
| F 19 | at Western State | 53-22 | W |



G. OTT ROMNEY
Years: 1928-35 (7)
Record: 139-71 (.662)

| | | | |
|------|------------------|-------|---|
| F 20 | at Western State | 38-30 | W |
| F 26 | Utah State | 52-43 | W |
| F 27 | Utah State | 34-36 | L |
| M 3 | Montana State | 52-33 | W |
| M 4 | Montana State | 36-20 | W |

1926-27

Record: 5-14
Conference: 1-11, 4th RMC
Home: 4-8
Road: 1-5
Long Win Streak: 1
Long Loss Streak: 6
Coach: E.L. Roberts

| DATE | OPPONENT | SCORE | W/L |
|------|---------------------|-------|-----|
| D 18 | Dixie College | 40-25 | W |
| D 29 | at Hinchley Academy | 15-35 | L |
| J 7 | BY H.S. | 22-24 | L |
| J 8 | BY H.S. | 44-22 | W |
| J 14 | Arthur Academy | 40-42 | L |
| J 15 | Alumni | 47-33 | W |
| J 21 | at Utah State | 47-50 | L |
| J 22 | at Utah State | 34-62 | L |
| J 28 | Utah | 39-42 | L |
| J 29 | Utah | 35-37 | L |
| F 4 | at Montana State | 37-64 | L |
| F 5 | at Montana State | 33-49 | L |
| F 12 | Apex | 50-22 | W |
| F 18 | Montana State | 20-43 | L |
| F 19 | Montana State | 38-53 | L |
| F 25 | at Utah | 31-34 | L |
| F 26 | at Utah (OT) | 40-34 | W |
| M 4 | Utah State | 38-44 | L |
| M 5 | Utah State | 35-42 | L |

1927-28

Record: 13-10
Conference: 3-9, 4th RMC
Home: 7-6
Road: 6-4
Long Win Streak: 9
Long Loss Streak: 7
Coach: E.L. Roberts

| DATE | OPPONENT | SCORE | W/L |
|------|--------------------|-------|-----|
| D 10 | Arthur Academy | 41-39 | W |
| D 17 | Oregon State | 22-37 | L |
| D 22 | Ricks College | 53-31 | W |
| D 28 | at Milford Academy | 42-41 | W |
| D 29 | at Branch Academy | 59-22 | W |
| D 30 | at Dixie College | 30-24 | W |
| D 31 | at Dixie College | 32-25 | W |
| J 7 | Branch AC | 53-27 | W |
| J 13 | Milford AC | 45-39 | W |
| J 14 | Milford Academy | 45-34 | W |
| J 14 | Alumni | 47-33 | W |
| J 20 | Montana State | 41-43 | L |
| J 21 | Montana State | 37-43 | L |

| | | | |
|------|------------------|-------|---|
| J 27 | at Utah | 37-30 | W |
| J 28 | at Utah | 35-31 | W |
| F 10 | Utah State | 49-34 | W |
| F 11 | Utah State | 31-39 | L |
| F 17 | Utah | 25-31 | L |
| F 18 | Utah | 26-31 | L |
| F | at Utah State | 41-52 | L |
| F | at Utah State | 42-48 | L |
| M | at Montana State | 44-69 | L |
| M | at Montana State | 41-57 | L |

1928-29

Record: 20-10
Conference: 6-6, T2nd RMC
Home: 10-5
Road: 10-4
Neutral: 0-1
Long Win Streak: 8
Long Loss Streak: 2
Coach: G. Ott Romney

| DATE | OPPONENT | SCORE | W/L |
|------|--------------------------|-------|-----|
| D 8 | Alumni | 36-48 | L |
| D 8 | Vico Oil | 38-37 | W |
| D 14 | Dixie College | 34-24 | W |
| D 14 | Snow College | 41-26 | W |
| D 17 | Colorado St. Col. | 47-39 | W |
| D 18 | at Arthur Academy | 42-60 | L |
| D 26 | v. North Dakota | 50-53 | L |
| D 28 | North Dakota | 42-26 | W |
| D 29 | North Dakota | 31-30 | W |
| J 2 | at Los Angeles Academy | 32-23 | W |
| J 3 | at Alhambra Academy | 33-26 | W |
| J 4 | at Hollywood Academy | 49-44 | W |
| J 5 | at Pacific Coast Academy | 41-28 | W |
| J 7 | at Las Vegas Academy | 42-26 | W |
| J 9 | Phillips | 40-30 | W |
| J 10 | Phillips | 38-51 | L |
| J 18 | Utah | 41-38 | W |
| J 19 | Utah | 49-45 | W |
| J 23 | at Montana Normal | 77-25 | W |
| J 24 | at Montana Mines | 29-25 | W |
| J 25 | at Montana State | 36-72 | L |
| J 26 | at Montana State | 37-67 | L |
| F 1 | at Utah State | 53-45 | W |
| F 2 | at Utah State | 46-34 | W |
| F 8 | at Utah | 41-56 | L |
| F 9 | at Utah | 53-37 | W |
| F 18 | Montana State | 42-70 | L |
| F 19 | Montana State | 57-66 | L |
| M 1 | Utah State | 49-45 | W |
| M 2 | Utah State | 50-52 | L |

1929-30

Record: 23-7
Conference: 6-6, 3rd RMC
Home: 12-2
Road: 11-5
Long Win Streak: 9
Long Loss Streak: 2
Coach: G. Ott Romney

| DATE | OPPONENT | SCORE | W/L |
|------|------------------------|-------|-----|
| D 4 | 38th Infantry | 55-26 | W |
| D 4 | College All-Stars | 63-44 | W |
| D 11 | Alumni | 63-45 | W |
| D 16 | Wyoming | 47-25 | W |
| D 18 | Wyoming | 51-38 | W |
| D 21 | at UCLA | 47-40 | W |
| D 23 | at UCLA | 43-47 | L |
| D 26 | at Los Angeles | 45-39 | W |
| D 27 | at Pacific Coast Acad. | 34-33 | W |
| D 28 | at Hollywood Academy | 79-50 | W |
| D 30 | at Occidental | 47-43 | W |
| J 2 | at San Bernardino JC | 49-23 | W |
| J 3 | at Dixie College | 36-32 | W |
| J 4 | at Snow College | 41-28 | W |
| J 10 | Nevada-Reno | 44-26 | W |
| J 11 | Nevada-Reno | 46-35 | W |
| J 17 | Utah State | 37-39 | L |
| J 18 | Utah State | 53-37 | W |
| J 24 | Montana State | 43-69 | L |
| J 25 | Montana State | 45-42 | W |
| J 31 | at Utah | 49-53 | L |
| F 1 | at Utah | 30-38 | L |
| F 7 | at Montana State | 47-41 | W |
| F 8 | at Montana State | 39-70 | L |
| F 10 | at Idaho State | 51-33 | W |
| F 14 | at Utah State | 49-36 | W |
| F 15 | at Utah State | 41-55 | L |
| F 21 | Montana Miners | 56-37 | W |
| F 28 | Utah | 56-31 | W |
| M 1 | Utah | 59-42 | W |

1930-31

Record: 20-13
Conference: 7-5, T2nd RMC
Home: 8-3
Road: 12-10
Long Win Streak: 4
Long Loss Streak: 3
Coach: G. Ott Romney

| DATE | OPPONENT | SCORE | W/L |
|------|-------------------------|-------|-----|
| N 29 | Alumni | 57-49 | W |
| D 5 | Deseret News Academy | 63-30 | W |
| D 6 | Alumni | 80-68 | W |
| D 11 | at Rock Springs Academy | 47-50 | L |
| D 12 | at Wyoming | 36-37 | L |
| D 13 | at Wyoming | 46-42 | W |
| D 15 | at Colo. St. College | 42-29 | W |
| D 17 | at Henry's (Wichita) | 29-61 | L |
| D 19 | at Butler | 34-45 | L |
| D 20 | at Ill. Wesleyan | 34-33 | W |
| D 22 | at Marquette | 31-35 | L |
| D 26 | at John Carroll | 58-27 | W |
| D 27 | at Western Reserve | 42-27 | W |
| D 29 | at Michigan State | 28-29 | L |
| D 30 | at Chicago | 38-35 | W |
| D 31 | at St. Louis | 37-32 | W |
| J 1 | at Wittenberg | 36-43 | L |
| J 3 | at Cincinnati | 41-27 | W |
| J 5 | Nebraska | 55-44 | W |
| J 8 | Henry's (Wichita) | 45-52 | L |
| J 12 | Montana State | 63-52 | W |
| J 13 | Montana State (OT) | 54-50 | W |
| J 23 | Utah (OT) | 51-52 | L |
| J 24 | Utah | 43-45 | L |
| J 30 | at Utah State | 59-61 | L |
| J 31 | at Utah State | 45-39 | W |
| F 6 | at Montana State | 27-42 | L |
| F 7 | at Montana State | 53-41 | W |
| F 9 | at Idaho State | 76-34 | W |
| F 20 | Utah State | 61-51 | W |
| F 21 | Utah State | 53-40 | W |
| F 27 | at Utah | 39-49 | L |
| F 28 | at Utah | 57-49 | W |

1931-32

Record: 20-12
Conference: 8-4, T1st RMC
Home: 11-3
Road: 8-9
Neutral: 1-0
Long Win Streak: 5
Long Loss Streak: 3
Coach: G. Ott Romney

| DATE | OPPONENT | SCORE | W/L |
|------|-------------------|-------|-----|
| N 26 | Utah St. Alumni | 62-51 | W |
| N 27 | Utah Alumni | 55-33 | W |
| N 28 | Alumni | 58-36 | W |
| D 4 | Gila College | 50-23 | W |
| D 5 | Gila College | 52-28 | W |
| D 11 | at Wisconsin | 16-32 | L |
| D 12 | at Loyola (Ill.) | 30-35 | L |
| D 14 | at Marquette | 39-32 | W |
| D 15 | at Iowa State | 28-47 | L |
| D 17 | at Nebraska | 31-27 | W |
| D 19 | at Creighton | 36-41 | L |
| D 21 | at Wyoming | 47-57 | L |
| D 22 | at Wyoming | 31-61 | L |
| D 28 | Olson's Swedes | 35-25 | W |
| J 7 | Henry's (Wichita) | 43-30 | W |
| J 8 | Henry's (Wichita) | 39-22 | W |
| J 15 | at Utah | 44-36 | W |
| J 16 | at Utah | 39-40 | L |
| J 22 | Utah State (OT) | 45-47 | L |
| J 23 | Utah State | 40-37 | W |
| J 29 | at Montana State | 36-23 | W |
| J 30 | at Montana State | 37-22 | W |
| F 5 | Utah | 32-35 | L |
| F 6 | Utah | 43-34 | W |
| F 15 | Montana State | 48-26 | W |
| F 16 | Montana State | 42-43 | L |
| F 26 | at Utah State | 39-32 | W |
| F 27 | at Utah State | 63-50 | W |
| M 1 | vs. Utah | 35-33 | W |
| M 3 | at Wyoming | 33-37 | L |
| M 4 | at Wyoming | 28-29 | L |
| M 5 | at Wyoming | 38-22 | W |

1932-33

Record: 20-7
Conference: 9-3, 1st RMC
Home: 9-4
Road: 10-3
Neutral: 1-0

Long Win Streak: 6
Long Loss Streak: 2
Coach: G. Ott Romney

| DATE | OPPONENT | SCORE | W/L |
|------|----------------------|-------|-----|
| D 8 | Alumni | 47-26 | W |
| D 8 | Alumni | 43-35 | W |
| D 16 | at Western State | 58-20 | W |
| D 17 | at Western State | 49-41 | W |
| D 19 | at Colo. St. College | 38-33 | W |
| D 20 | at Colo. St. College | 46-36 | W |
| D 21 | at Den. Piggy Wiggly | 20-41 | L |
| D 22 | at Colorado College | 43-30 | W |
| D 23 | at Colorado College | 55-34 | W |
| J 5 | Henry's (Wichita) | 30-47 | L |
| J 6 | Olson's Swedes | 31-32 | L |
| J 13 | Utah | 40-27 | W |
| J 14 | Utah | 33-34 | L |
| J 20 | at Montana State | 53-38 | W |
| J 21 | at Montana State | 33-26 | W |
| J 27 | at Utah State | 33-40 | L |
| J 28 | at Utah State | 59-44 | W |
| F 6 | Montana State | 42-29 | W |
| F 7 | Montana State | 53-27 | W |
| F 17 | at Utah | 43-42 | W |
| F 18 | at Utah | 36-50 | L |
| F 24 | Utah State | 37-30 | W |
| F 25 | Utah State | 48-36 | W |
| M 4 | vs. Utah | 43-26 | W |
| M 9 | Wyoming | 25-35 | L |
| M 10 | Wyoming | 37-33 | W |
| M 11 | Wyoming | 41-39 | W |

1933-34

Record: 18-12
Conference: 9-3, 1st RMC
Home: 10-2
Road: 8-8
Neutral: 0-2
Long Win Streak: 8
Long Loss Streak: 4
Coach: G. Ott Romney

| DATE | OPPONENT | SCORE | W/L |
|------|----------------------|-------|-----|
| D 6 | Clark's Ins. | 56-38 | W |
| D 6 | Alumni | 56-51 | W |
| D 11 | Ogden Boosters | 30-31 | L |
| D 13 | Denver Academy | 47-50 | L |
| D 18 | Colorado College | 43-27 | W |
| D 19 | Granite Mart | 56-35 | W |
| D 21 | vs. Ogden Boosters | 26-36 | L |
| D 22 | vs. S. California | 33-36 | L |
| D 26 | at Den. Piggy Wiggly | 25-49 | L |
| D 27 | at Denver | 43-38 | W |
| D 28 | at Denver AC | 36-35 | W |
| D 29 | at Colorado Col. | 31-38 | L |
| D 30 | at Western State | 51-42 | W |
| J 1 | at Western State | 54-32 | W |
| J 2 | at Cook's Sp. Goods | 59-26 | W |
| J 12 | Utah State | 57-34 | W |
| J 13 | Utah State | 42-35 | W |
| J 19 | Montana State | 48-31 | W |
| J 20 | Montana State | 52-37 | W |
| J 26 | at Utah | 41-37 | W |
| J 27 | at Utah | 30-43 | L |
| F 9 | Utah | 45-31 | W |
| F 10 | Utah | 40-28 | W |
| F 16 | at Utah State | 48-37 | W |
| F 17 | at Utah State | 35-43 | L |
| F 23 | at Montana State | 44-30 | W |
| F 24 | at Montana State | 23-32 | L |
| M 8 | at Wyoming | 38-43 | L |
| M 9 | at Wyoming (OT) | 44-47 | L |
| M 10 | at Wyoming | 34-43 | L |

1934-35

Record: 18-10
Conference: 6-6, 2nd RMC
Home: 14-4
Road: 3-6
Neutral: 1-0
Long Win Streak: 11
Long Loss Streak: 4
Coach: G. Ott Romney

| DATE | OPPONENT | SCORE | W/L |
|------|-----------------|-------|-----|
| N 21 | Alumni | 68-51 | W |
| N 21 | Alumni | 51-53 | L |
| N 30 | Gibbs Ins. | 65-26 | W |
| N 30 | Alumni | 34-40 | L |
| D 5 | Pinney Beverage | 49-33 | W |
| D 10 | CYO | 63-37 | W |
| D 13 | Denver AC | 29-36 | L |
| D 20 | at Creighton | 48-38 | W |

| | | | |
|------|--------------------|-------|---|
| D 21 | at Colo. St. Col. | 56-22 | W |
| D 22 | at Denver AC | 33-41 | L |
| D 28 | Colorado St. Col. | 46-35 | W |
| D 29 | vs. Colo. St. Col. | 66-49 | W |
| J 4 | Branch AC | 68-35 | W |
| J 4 | Dixie College | 56-31 | W |
| J 5 | Branch AC | 51-38 | W |
| J 5 | Dixie College | 70-34 | W |
| J 11 | Utah | 54-25 | W |
| J 12 | Utah | 56-53 | W |
| J 18 | Montana State | 62-28 | W |
| J 19 | Montana State | 55-32 | W |
| J 25 | at Utah State | 39-38 | W |
| J 26 | at Utah State | 27-41 | L |
| F 8 | Utah State (OT) | 47-48 | L |
| F 9 | Utah State | 40-39 | W |
| F 15 | at Utah (OT) | 46-50 | L |
| F 16 | at Utah | 41-52 | L |
| F 22 | at Montana State | 43-53 | L |
| F 23 | at Montana State | 46-56 | L |

1935-36



EDWIN R. KIMBALL
Years: 1935-36, 38-41 (4)
Record: 59-38 (.608)

Record: 16-9
Conference: 6-6, 2nd RMC



Coach: Edwin R. Kimball

| DATE | OPPONENT | SCORE | W/L |
|------|-------------------|-------|-----|
| D 10 | Weber College | 37-45 | L |
| D 10 | Alumni | 43-42 | W |
| D 13 | Ecker Studio | 55-47 | W |
| D 19 | at Montana | 50-71 | L |
| D 20 | at Montana | 50-47 | W |
| D 21 | at Montana State | 54-46 | W |
| D 22 | at Montana State | 38-43 | L |
| D 23 | at Idaho State | 40-17 | W |
| D 24 | at Idaho State | 34-25 | W |
| D 27 | Montana | 50-46 | W |
| D 28 | vs. Montana | 38-45 | L |
| J 7 | Utah State | 46-54 | L |
| J 13 | at Colorado | 33-44 | L |
| J 14 | at Wyoming | 27-35 | L |
| J 20 | Utah | 40-32 | W |
| J 27 | Montana State | 69-35 | W |
| F 7 | Colorado | 35-34 | W |
| F 10 | at Colorado State | 43-44 | L |
| F 11 | at Denver | 49-53 | L |
| F 17 | Denver | 52-34 | W |
| F 18 | Wyoming | 44-46 | L |
| F 25 | Colorado State | 91-52 | W |
| M 3 | at Utah | 47-52 | L |
| M 4 | at Utah State | 38-53 | L |

1939-40

Record: 17-8
 Conference: 7-5, T3rd SC
 Home: 10-3
 Road: 6-4
 Neutral: 1-1
 Long Win Streak: 6
 Long Loss Streak: 2
 Coach: Edwin R. Kimball

| DATE | OPPONENT | SCORE | W/L |
|------|-------------------|-------|-----|
| D 9 | Weber College | 47-43 | W |
| D 9 | Alumni | 52-54 | L |
| D 15 | Idaho State | 42-48 | L |
| D 16 | Provo Lions | 53-41 | W |
| D 16 | Idaho State | 59-31 | W |
| D 19 | at Ricks College | 77-49 | W |
| D 20 | vs. Oregon State | 30-57 | L |
| D 21 | vs. Oregon State | 47-42 | W |
| D 29 | Provo Lions | 61-53 | W |
| D 30 | at Weber College | 70-35 | W |
| J 2 | Clark's Ins. | 66-53 | W |
| J 5 | at Montana State | 47-33 | W |
| J 6 | at Montana State | 58-35 | W |
| J 13 | Colorado | 47-75 | L |
| J 19 | at Colorado State | 32-40 | L |
| J 20 | at Denver | 54-44 | W |
| J 26 | Denver | 63-48 | W |
| J 27 | Wyoming | 34-29 | W |
| F 3 | Colorado State | 62-42 | W |
| F 9 | at Utah | 39-45 | L |
| F 10 | at Utah State | 35-55 | L |
| F 17 | Utah State | 49-43 | W |
| F 23 | Utah | 52-41 | W |
| M 1 | at Colorado | 43-64 | L |
| M 2 | at Wyoming | 50-45 | W |

1940-41

Record: 14-9
 Conference: 6-6, 4th SC
 Home: 8-2
 Road: 5-6
 Neutral: 1-1
 Long Win Streak: 5
 Long Loss Streak: 2
 Coach: Edwin R. Kimball

| DATE | OPPONENT | SCORE | W/L |
|------|-----------------------|-------|-----|
| D 7 | Weber College | 50-16 | W |
| D 7 | Alumni | 70-40 | W |
| D 13 | at Idaho State | 39-27 | W |
| D 14 | at Idaho State | 56-29 | W |
| D 18 | at St. Barb. St. Col. | 47-39 | W |
| D 19 | at San Diego St. | 45-49 | L |
| D 20 | at San Diego St. | 40-42 | L |
| D 27 | vs. Montana | 47-41 | W |
| D 28 | vs. Montana | 44-48 | L |
| J 3 | Montana State | 67-45 | W |
| J 4 | Montana State | 67-45 | W |
| J 10 | Utah State | 66-34 | W |
| J 17 | at Wyoming | 45-46 | L |
| J 18 | at Colorado | 31-34 | L |
| J 24 | Utah | 27-32 | L |
| F 14 | Colorado | 45-50 | L |
| F 15 | at Colorado State | 40-36 | W |
| F 21 | at Denver (OT) | 34-32 | W |



FLOYD MILLETT
 Years: 1941-49 (8)
 Record: 104-77 (.575)

| | | | |
|------|----------------|-------|---|
| F 22 | Denver | 52-37 | W |
| F 28 | Wyoming | 49-45 | W |
| M 1 | Colorado State | 60-33 | W |
| M 7 | at Utah | 39-60 | L |
| M 8 | at Utah State | 47-48 | L |

1941-42

Record: 17-3
 Conference: 9-3, T2nd SC
 Home: 7-1
 Road: 8-2
 Neutral: 2-0
 Long Win Streak: 13
 Long Loss Streak: 1
 Coach: Floyd Millett

| DATE | OPPONENT | SCORE | W/L |
|------|-------------------|-------|-----|
| D 6 | Weber College | 51-28 | W |
| D 13 | Idaho State | 53-29 | W |
| D 19 | at Montana State | 51-37 | W |
| D 20 | at Montana | 46-34 | W |
| D 22 | at Montana State | 64-48 | W |
| D 23 | at Idaho State | 45-28 | W |
| J 2 | vs. Nevada | 65-31 | W |
| J 3 | vs. Nevada | 76-44 | W |
| J 10 | at Utah State | 54-24 | W |
| J 16 | Wyoming | 53-49 | W |
| J 23 | Denver | 45-30 | W |
| J 24 | Colorado State | 52-27 | W |
| J 30 | at Denver | 46-34 | W |
| J 31 | at Wyoming | 34-45 | L |
| F 7 | at Utah | 50-42 | W |
| F 14 | Colorado | 49-52 | L |
| F 21 | Utah State | 57-52 | W |
| F 27 | at Colorado State | 54-41 | W |
| F 28 | at Colorado | 35-52 | L |
| M 7 | Utah | 42-40 | W |

1942-43

Record: 15-7
 Conference: 7-1, 1st SC
 Home: 9-0
 Road: 6-7
 Long Win Streak: 9
 Long Loss Streak: 3
 Coach: Floyd Millett

| DATE | OPPONENT | SCORE | W/L |
|------|------------------|-------|-----|
| N 28 | Weber College | 47-45 | W |
| N 28 | Alumni | 52-35 | W |
| D 9 | at Canisius (OT) | 50-49 | W |
| D 12 | at Long Island | 40-43 | L |
| D 15 | at Temple | 32-35 | L |
| D 18 | at Loyola (Ill.) | 44-50 | L |
| J 5 | Carbon College | 72-20 | W |
| J 5 | Snow College | 78-38 | W |
| J 12 | Ecker Studio | 39-30 | W |
| J 15 | at Utah State | 38-43 | L |
| J 16 | at Utah State | 58-41 | W |
| J 22 | at Snow College | 74-43 | W |
| J 29 | Utah | 41-30 | W |
| J 30 | Utah | 41-29 | W |
| F 5 | at Weber College | 53-51 | W |
| F 12 | at Utah | 44-34 | W |

| | | | |
|------|------------|-------|---|
| F 13 | at Utah | 47-45 | W |
| F 19 | Utah State | 44-38 | W |
| F 20 | Utah State | 63-59 | W |
| F 25 | at Wyoming | 42-53 | L |
| F 26 | at Wyoming | 43-47 | L |
| F 27 | at Wyoming | 43-66 | L |

1943-44

Record: 3-2
 Conference: None
 Home: 1-0
 Road: 2-2
 Long Win Streak: 2
 Long Loss Streak: 2
 Coach: Floyd Millett

| DATE | OPPONENT | SCORE | W/L |
|------|----------------|-------|-----|
| D 4 | Alumni | 57-54 | W |
| D 11 | at Canisius | 45-36 | W |
| D 14 | at Long Island | 41-56 | L |
| D 18 | at Albright | 49-53 | L |
| D 22 | at Omaha | 45-40 | W |

1944-45

Record: 11-12
 Conference: None
 Home: 4-5
 Road: 7-6
 Neutral: 0-1
 Long Win Streak: 4
 Long Loss Streak: 3
 Coach: Floyd Millett

| DATE | OPPONENT | SCORE | W/L |
|------|---------------------|-------|-----|
| N 30 | Alumni | 28-60 | L |
| D 2 | Montana State | 51-31 | W |
| D 8 | Kearns Depot | 39-41 | L |
| D 9 | Ecker Studio | 48-56 | L |
| D 15 | at Idaho State | 35-45 | L |
| D 16 | at Idaho State | 45-33 | W |
| D 20 | vs. Ecker Studio | 41-61 | L |
| D 29 | at Pepperdine | 51-56 | L |
| D 30 | at Pratt Aircraft | 43-44 | L |
| J 2 | at Walker Bomb. | 48-45 | W |
| J 3 | at Walker Bomb. | 59-47 | W |
| J 5 | at U.S. Naval Hosp. | 44-34 | W |
| J 12 | at Kearns Depot | 47-42 | W |
| J 19 | at Wyoming | 41-51 | L |
| J 20 | at Colorado | 36-55 | L |
| J 26 | Utah | 46-51 | L |
| F 3 | Utah State | 50-41 | W |
| F 13 | Colorado | 60-58 | W |
| F 17 | at Denver | 61-50 | W |
| F 23 | Denver | 70-31 | W |
| F 24 | Wyoming | 34-39 | L |
| M 3 | at Utah | 52-56 | L |
| M 7 | at Utah State | 64-37 | W |

1945-46

Record: 12-13
 Conference: 6-6, T4th SC
 Home: 4-4
 Road: 6-7
 Neutral: 2-2
 Long Win Streak: 4
 Long Loss Streak: 3
 Coach: Floyd Millett

| DATE | OPPONENT | SCORE | W/L |
|------|-------------------|-------|-----|
| D 1 | Alumni | 61-62 | L |
| D 6 | vs. Wyoming | 49-58 | L |
| D 7 | vs. Montana State | 55-40 | W |
| D 8 | vs. Wyoming | 37-52 | L |
| D 10 | vs. Idaho State | 58-47 | W |
| D 11 | at Idaho State | 54-47 | W |
| D 21 | Clearfield Navy | 60-16 | W |
| D 21 | at Kearns Depot | 42-54 | L |
| D 27 | at Manhattan | 53-43 | W |
| J 1 | at Canisius | 62-52 | W |
| J 3 | at Northwestern | 41-61 | L |
| J 4 | at Loyola (Ill.) | 43-44 | L |
| J 5 | at Valparaiso | 58-72 | L |
| J 12 | at Utah State | 47-29 | W |
| J 18 | Wyoming | 36-41 | L |
| J 25 | Denver | 48-23 | W |
| J 26 | Colorado State | 42-41 | W |
| F 1 | at Denver | 37-36 | W |
| F 2 | at Wyoming | 57-41 | W |
| F 9 | at Utah | 28-46 | L |
| F 16 | Colorado | 53-65 | L |
| F 23 | Utah State | 64-48 | W |
| M 2 | at Colorado State | 40-47 | L |
| M 4 | at Colorado | 42-60 | L |
| M 9 | Utah | 53-71 | L |

1946-47

Record: 9-16
 Conference: 3-9, 6th SC
 Home: 6-4
 Road: 1-11
 Neutral: 2-1
 Long Win Streak: 3
 Long Loss Streak: 5
 Coach: Floyd Millett

| DATE | OPPONENT | SCORE | W/L |
|------|--------------------|-------|-----|
| N 30 | Alumni | 70-54 | W |
| D 4 | at Northern Ariz. | 41-54 | L |
| D 5 | vs. Arizona State | 55-58 | L |
| D 6 | vs. Arizona State | 52-33 | W |
| D 11 | Washington State | 49-50 | L |
| D 12 | Washington State | 44-38 | W |
| D 14 | Idaho State | 50-39 | W |
| D 20 | vs. San Francisco+ | 45-36 | W |
| D 21 | at Nevada+ | 32-50 | L |
| J 1 | at Long Island | 59-62 | L |
| J 4 | at Temple | 57-55 | W |
| J 6 | at Western Ken. | 44-62 | L |
| J 7 | at Western Ken. | 40-59 | L |
| J 17 | at Colorado | 44-56 | L |
| J 18 | at Denver | 51-64 | L |
| J 24 | Wyoming | 44-51 | L |
| J 31 | Colorado State | 69-47 | W |
| F 8 | Utah | 54-62 | L |
| F 14 | at Colorado State | 48-51 | L |
| F 15 | at Wyoming | 47-70 | L |
| F 21 | Colorado | 47-36 | W |
| F 22 | Utah State | 62-40 | W |
| F 28 | Denver | 56-59 | L |
| M 4 | at Utah State | 49-52 | L |
| M 8 | at Utah | 66-82 | L |

1947-48

Record: 16-11
 Conference: 8-2, 1st SC
 Home: 9-0
 Road: 5-8
 Neutral: 2-3
 Postseason: 1-1
 Long Win Streak: 6
 Long Loss Streak: 4
 Coach: Floyd Millett

| DATE | OPPONENT | SCORE | W/L |
|------|---------------------|-------|-----|
| N 29 | Alumni | 65-54 | W |
| D 4 | at Camp Monmouth | 60-30 | W |
| D 5 | at CCNY (OT) | 56-61 | L |
| D 5 | at Syracuse | 52-74 | L |
| D 6 | at Niagara | 54-53 | W |
| D 8 | at West Virginia | 51-68 | L |
| D 9 | at Duquesne | 39-51 | L |
| D 15 | Arizona State | 46-45 | W |
| D 16 | Arizona State | 48-45 | W |
| D 26 | vs. Arkansas+ | 65-58 | W |
| D 27 | vs. Syracuse+ | 45-53 | L |
| D 30 | vs. Idaho+ | 41-42 | L |
| J 2 | at Nevada | 44-45 | L |
| J 3 | at Nevada | 57-64 | L |
| J 10 | Ecuador | 67-21 | W |
| J 16 | Denver | 75-69 | W |
| J 17 | at Utah | 65-63 | W |
| J 23 | at Denver | 53-58 | L |
| J 24 | at Colorado State | 64-51 | W |
| J 26 | at Wyoming | 45-39 | W |
| J 31 | Utah State | 66-47 | W |
| F 7 | Wyoming | 57-42 | W |
| F 16 | Colorado State | 79-48 | W |
| F 21 | Utah | 55-51 | W |
| F 28 | at Utah State | 65-68 | L |
| M 8 | vs. Delta St.# (OT) | 66-61 | W |
| M 10 | vs. Indiana State# | 68-82 | L |

+ Los Angeles Invitational
 # National Intercollegiate Tour. (Kansas City)

1948-49

Record: 21-13
 Conference: 12-8, 4th SC
 Home: 10-2
 Road: 8-8
 Neutral: 3-3
 Postseason: 1-1
 Long Win Streak: 7
 Long Loss Streak: 3
 Vs. Ranked Teams: 3-2
 Coach: Floyd Millett

| DATE | OPPONENT | SCORE | W/L |
|------|----------|-------|-----|
|------|----------|-------|-----|

| | | | |
|------|----------------|-------|---|
| N 20 | Alumni | 64-49 | W |
| N 26 | at Idaho State | 58-43 | W |
| N 27 | at Idaho State | 52-46 | W |
| D 4 | at CCNY | 57-70 | L |
| D 6 | at Muhlenberg | 60-56 | W |
| D 8 | at Valparaiso | 62-57 | W |
| D 10 | at La Salle | 54-76 | L |
| D 17 | San Jose State | 60-47 | W |
| D 18 | San Jose State | 73-67 | W |
| D 29 | vs. Montana+ | 74-76 | L |
| D 30 | vs. Marshall+ | 64-83 | L |
| J 3 | vs. Nevada+ | 59-56 | W |
| J 4 | vs. Nevada+ | 61-57 | W |
| J 10 | Denver | 48-50 | L |



STAN WATTS
 Years: 1949-72 (23)
 Record: 371-254 (.594)

| | | | |
|------|-------------------|-------|---|
| J 14 | at Wyoming | 48-59 | L |
| J 15 | at Wyoming | 38-58 | L |
| J 17 | at Denver | 51-48 | W |
| J 21 | Utah State | 60-51 | W |
| J 22 | Utah State | 64-56 | W |
| J 24 | Wyoming | 54-42 | W |
| J 29 | at No. 10 Utah | 56-55 | W |
| J 31 | No. 10 Utah | 65-45 | W |
| F 4 | at Colorado State | 66-54 | W |
| F 5 | at Colorado State | 54-62 | L |
| F 7 | at Denver | 54-68 | L |
| F 11 | at Utah State | 64-58 | L |
| F 12 | at Utah State | 67-54 | W |
| F 18 | at No. 14 Utah | 49-58 | L |
| F 19 | No. 14 Utah | 52-54 | L |
| F 21 | No. 19 Wyoming | 50-48 | W |
| F 25 | Colorado State | 79-49 | W |
| F 26 | Colorado State | 72-52 | W |
| M 7 | vs | | |



| | | | |
|------|---------------------|-------|---|
| D 3 | at Hamline | 62-72 | L |
| D 6 | at St. John's | 52-66 | L |
| D 8 | at Niagara | 53-48 | W |
| D 10 | at Syracuse | 58-63 | L |
| D 12 | at Toledo | 58-57 | W |
| D 21 | Santa Clara | 64-59 | W |
| D 22 | Santa Clara | 66-61 | W |
| D 28 | vs. No. 1 Kentucky* | 64-84 | L |
| D 29 | vs. Villanova* | 58-72 | L |
| J 11 | Denver | 55-51 | W |
| J 12 | Montana | 80-56 | W |
| J 19 | Colorado State | 68-47 | W |
| J 24 | at Denver | 59-53 | W |
| J 26 | at New Mexico | 72-49 | W |
| F 1 | at Utah State | 40-57 | L |
| F 2 | Utah | 48-51 | L |
| F 8 | at Montana | 50-47 | W |
| F 15 | Utah State | 69-67 | W |
| F 16 | Wyoming | 43-48 | L |
| F 23 | New Mexico | 90-61 | W |
| F 29 | at Colorado State | 75-65 | W |
| M 1 | at No. 16 Wyoming | 49-55 | L |
| M 8 | at Utah | 50-61 | L |

1952-53

Record: 22-8
 Conference: 11-3, 2nd SC
 Home: 12-0
 Road: 8-7
 Neutral: 2-1
 Postseason: 0-1 NIT
 Long Win Streak: 7
 Long Loss Streak: 2
 Vs. Ranked Teams: 1-1
 Coach: Stan Watts

| DATE | OPPONENT | SCORE | W/L |
|------|------------------------|-------|-----|
| N 28 | at Idaho State | 69-44 | W |
| N 29 | at Idaho State | 65-47 | W |
| D 5 | Cal State-LA | 82-49 | W |
| D 6 | Cal State-LA | 56-37 | W |
| D 12 | San Francisco | 53-52 | W |
| D 16 | Washington State | 64-44 | W |
| D 19 | at Oregon State | 69-66 | W |
| D 20 | at Oregon State | 65-67 | L |
| D 22 | No. 17 St. Louis | 86-69 | W |
| D 27 | at E. Kentucky | 67-69 | L |
| D 29 | vs. Duke* | 69-68 | W |
| D 30 | vs. Wake Forest* | 84-58 | W |
| D 31 | at No. 9 N.C. State* | 59-75 | L |
| J 3 | at Utah State | 72-66 | W |
| J 8 | at Denver | 55-54 | W |
| J 10 | at New Mexico | 73-57 | W |
| J 16 | at Montana | 51-56 | L |
| J 23 | Wyoming | 71-42 | W |
| J 24 | Colorado State | 75-47 | W |
| J 30 | Montana | 91-56 | W |
| J 31 | Utah State | 77-60 | W |
| F 7 | at St. Mary's (Calif.) | 78-50 | W |
| F 8 | at Santa Clara | 64-72 | L |
| F 14 | Utah | 62-50 | W |
| F 21 | at Utah | 73-50 | W |
| F 27 | at Wyoming | 59-63 | L |
| F 28 | at Colorado State | 57-63 | L |
| M 5 | Denver | 69-40 | W |
| M 6 | New Mexico | 61-43 | W |
| M 9 | vs. Niagara+ | 76-82 | L |

* Dixie Classic
 + NIT (New York)

1953-54

Record: 18-11
 Conference: 9-5, 3rd SC
 Home: 12-2
 Road: 6-6
 Neutral: 0-3
 Postseason: 0-1 NIT
 Long Win Streak: 8
 Long Loss Streak: 4
 Highest Rank: 19th AP
 Vs. Ranked Teams: 0-1
 Coach: Stan Watts

| DATE | OPPONENT | SCORE | W/L |
|------|---------------|-------|-----|
| D 4 | Idaho State | 70-59 | W |
| D 5 | Idaho State | 63-50 | W |
| D 11 | TCU | 59-48 | W |
| D 12 | TCU | 71-61 | W |
| D 18 | Murray State | 77-65 | W |
| D 19 | Murray State | 89-66 | W |
| D 22 | San Francisco | 68-61 | W |
| D 26 | at Manhattan* | 75-58 | W |
| D 28 | vs. Duquesne* | 47-69 | L |

| | | | |
|------|----------------------|-------|---|
| D 30 | vs. No. 13 La Salle* | 62-74 | L |
| J 2 | at Bradley | 50-77 | L |
| J 5 | at St. Louis | 74-86 | L |
| J 8 | Denver | 81-58 | W |
| J 9 | New Mexico | 76-63 | W |
| J 14 | at Utah State | 68-73 | L |
| J 16 | at Montana | 71-62 | W |
| J 22 | Montana | 62-54 | W |
| J 23 | Utah State | 75-63 | W |
| J 29 | at Washington | 89-79 | W |
| J 30 | at Washington | 51-55 | L |
| F 12 | at Wyoming | 47-63 | L |
| F 13 | at Colorado State | 76-77 | L |
| F 19 | at Utah | 85-76 | W |
| F 20 | Utah | 64-70 | L |
| F 26 | Wyoming | 51-42 | W |
| F 27 | Colorado State | 69-71 | L |
| M 4 | at New Mexico | 84-79 | W |
| M 6 | at Denver | 69-57 | W |
| M 8 | vs. St. Francis PA+ | 68-81 | L |

* Holiday Festival
 + NIT (New York)

1954-55

Record: 13-13
 Conference: 10-4, 2nd SC
 Home: 9-3
 Road: 4-10
 Long Win Streak: 5
 Long Loss Streak: 3
 Vs. Ranked Teams: 1-1
 Coach: Stan Watts

| DATE | OPPONENT | SCORE | W/L |
|------|--------------------|-------|-----|
| D 4 | at Colorado | 66-88 | L |
| D 6 | at Colorado | 46-65 | L |
| D 10 | Washington | 44-64 | L |
| D 11 | Washington (OT) | 69-64 | W |
| D 17 | Baylor | 78-66 | W |
| D 18 | Baylor | 66-67 | L |
| D 22 | Michigan | 70-60 | W |
| D 30 | at W. Kentucky | 78-89 | L |
| J 1 | at Murray St. (OT) | 85-86 | L |
| J 4 | at Manhattan | 75-78 | L |
| J 6 | at New Mexico | 92-62 | W |
| J 8 | at Denver | 90-68 | W |
| J 14 | Montana | 92-68 | W |
| J 15 | Utah State | 58-62 | L |
| J 21 | at Colorado State | 74-68 | W |
| J 22 | at Wyoming | 60-68 | L |
| J 28 | at Oregon | 71-82 | L |
| J 29 | at Oregon | 76-81 | L |
| F 11 | No. 5 Utah (OT) | 76-74 | W |
| F 12 | at No. 5 Utah | 71-78 | L |
| F 17 | at Utah State | 71-76 | L |
| F 19 | at Montana | 63-62 | W |
| F 25 | Colorado State | 94-65 | W |
| F 26 | Wyoming | 75-62 | W |
| M 4 | Denver | 78-62 | W |
| M 5 | New Mexico | 74-48 | W |

1955-56

Record: 18-8
 Conference: 10-4, 2nd SC
 Home: 12-2
 Road: 5-6
 Neutral: 1-0
 Long Win Streak: 6
 Long Loss Streak: 2
 Highest Rank: 5th AP
 Vs. Ranked Teams: 0-2
 Coach: Stan Watts

| DATE | OPPONENT | SCORE | W/L |
|------|--------------------------|-------|-----|
| D 2 | UCLA | 75-58 | W |
| D 3 | UCLA | 67-65 | W |
| D 9 | Oregon | 72-61 | W |
| D 10 | Oregon | 83-52 | W |
| D 16 | Colorado | 70-53 | W |
| D 17 | Colorado | 84-53 | W |
| D 21 | at No. 2 N. Carolina St. | 81-95 | L |
| D 22 | at Wake Forest | 80-86 | L |
| D 27 | vs. Toledo* | 89-70 | W |
| D 28 | at Detroit* | 99-77 | W |
| D 30 | at Michigan | 79-80 | L |
| J 6 | at Montana | 73-64 | W |
| J 13 | Colorado State | 61-49 | W |
| J 14 | Wyoming | 74-48 | W |
| J 21 | No. 14 Oklahoma City | 60-62 | L |
| J 28 | at Utah State | 56-63 | W |
| F 3 | New Mexico | 87-53 | W |
| F 4 | Denver | 81-65 | W |
| F 9 | Utah State | 92-62 | W |
| F 11 | at Utah | 63-82 | L |

| | | | |
|------|-------------------|-------|---|
| F 17 | at Colorado State | 59-70 | L |
| F 18 | at Wyoming | 78-67 | W |
| F 24 | Utah | 77-82 | L |
| F 25 | Montana | 95-73 | W |
| M 1 | at New Mexico | 75-69 | W |
| M 3 | at Denver | 96-86 | W |

* Motor City Tournament

1956-57

Record: 19-9
 Conference: 11-3, 1st SC
 Home: 11-1
 Road: 6-6
 Neutral: 2-2
 Postseason: 1-1 NCAA
 Long Win Streak: 7
 Long Loss Streak: 3
 Highest Rank: 14th UPI
 Final Rank: 14th UPI
 Vs. Ranked Teams: 1-1
 Coach: Stan Watts

| DATE | OPPONENT | SCORE | W/L |
|------|-------------------------|-------|-----|
| N 20 | Oregon State | 55-62 | L |
| D 1 | Washington | 70-66 | W |
| D 6 | at Iowa State | 48-57 | L |
| D 8 | at Michigan State | 61-79 | L |
| D 14 | at UCLA | 69-74 | L |
| D 15 | at UCLA | 59-58 | W |
| D 21 | Bowling Green | 73-56 | W |
| D 22 | Bowling Green | 78-69 | W |
| D 26 | at St. John's* | 89-75 | W |
| D 28 | vs. Notre Dame* | 66-91 | L |
| D 29 | vs. Ohio State | 84-78 | W |
| J 4 | Montana | 85-68 | W |
| J 11 | at Colorado State | 66-61 | W |
| J 12 | at Wyoming | 82-71 | W |
| J 18 | at Utah State | 75-76 | L |
| J 25 | Utah State | 93-76 | W |
| J 26 | St. Mary's (Calif.) | 69-65 | W |
| F 2 | at Denver | 74-65 | W |
| F 4 | at New Mexico | 73-60 | W |
| F 10 | Utah | 81-77 | W |
| F 15 | Colorado State | 81-66 | W |
| F 16 | Wyoming | 69-47 | W |
| F 21 | at Utah | 66-88 | L |
| F 23 | at Montana | 63-71 | L |
| M 1 | New Mexico | 67-41 | W |
| M 2 | Denver | 65-51 | W |
| M 15 | vs. No. 13 California# | 59-86 | L |
| M 16 | vs. No. 16 Idaho State# | 65-54 | W |

* Holiday Festival Tournament
 # NCAA (Corvallis)

1957-58

Record: 13-13
 Conference: 9-5, 72nd SC
 Home: 8-4
 Road: 5-9
 Long Win Streak: 8
 Long Loss Streak: 5
 Coach: Stan Watts

| DATE | OPPONENT | SCORE | W/L |
|------|-------------------|-------|-----|
| D 6 | at Washington | 45-43 | W |
| D 7 | at Washington | 52-63 | L |
| D 12 | Iowa State | 45-54 | L |
| D 14 | Portland | 63-54 | W |
| D 21 | Oregon | 55-63 | L |
| D 23 | Oregon | 76-79 | L |
| D 28 | at Tennessee | 68-83 | L |
| D 30 | at Alabama | 74-77 | L |
| J 2 | at Vanderbilt | 56-89 | L |
| J 3 | at Loyola (La.) | 90-84 | W |
| J 10 | at Montana | 69-71 | L |
| J 11 | at Montana State | 64-80 | L |
| J 17 | Colorado State | 90-80 | W |
| J 18 | Wyoming | 62-50 | W |
| J 24 | at Utah | 81-67 | W |
| J 31 | at Utah State | 67-55 | W |
| F 1 | Montana State | 67-53 | W |
| F 7 | New Mexico | 66-53 | W |
| F 8 | Denver | 72-60 | W |
| F 15 | Utah State | 69-66 | W |
| F 21 | at Wyoming | 46-74 | L |
| F 22 | at Colorado State | 49-74 | L |
| F 27 | Utah | 56-74 | L |
| M 1 | Montana | 81-73 | W |
| M 6 | at Denver | 57-65 | L |
| M 8 | at New Mexico | 77-54 | W |

1958-59

Record: 15-11
 Conference: 8-6, 4th SC

Home: 11-2
 Road: 4-7
 Neutral: 0-2
 Long Win Streak: 5
 Long Loss Streak: 3
 Vs. Ranked Teams: 1-1
 Coach: Stan Watts

| DATE | OPPONENT | SCORE | W/L |
|------|----------------------|--------|-----|
| D 3 | at Portland | 77-72 | W |
| D 5 | at Oregon (OT) | 75-79 | L |
| D 6 | at Oregon | 67-71 | L |
| D 12 | Washington State | 72-59 | W |
| D 15 | No. 3 Kansas State | 77-68 | W |
| D 19 | Santa Clara | 80-59 | W |
| D 20 | Santa Clara | 75-65 | W |
| D 22 | St. Mary's (Calif.) | 72-67 | W |
| D 27 | vs. Dartmouth* | 75-88 | L |
| D 29 | vs. Seton Hall* (OT) | 80-82 | L |
| J 1 | at Ohio State | 81-100 | L |
| J 3 | at Dayton | 70-62 | W |
| J 10 | Montana | 82-59 | W |
| J 16 | at Colorado State | 62-72 | L |
| J 17 | at Wyoming | 73-71 | W |
| J 23 | No. 20 Utah | 56-70 | L |
| J 30 | Utah State | 77-54 | W |
| F 5 | at New Mexico | 85-77 | W |
| F 7 | at Denver | 90-101 | L |
| F 14 | at Utah State | 67-74 | L |
| F 20 | Wyoming | 78-43 | W |
| F 21 | Colorado State | 88-63 | W |
| F 26 | Utah (OT) | 74-76 | L |
| F 28 | at Montana | 68-93 | L |
| M 6 | Denver | 72-67 | W |
| M 7 | New Mexico | 92-62 | W |

* Queen City Invitational

1959-60

Record: 8-17
 Conference: 5-9, 5th SC
 Home: 4-7
 Road: 3-10
 Neutral: 1-0
 Long Win Streak: 5
 Long Loss Streak: 1
 Vs. Ranked Teams: 0-5
 Coach: Stan Watts

| DATE | OPPONENT | SCORE | W/L |
|------|----------------------|--------|-----|
| D 4 | Washington | 54-52 | W |
| D 5 | Washington | 52-60 | L |
| D 11 | at UCLA | 42-62 | L |
| D 12 | at So. California | 61-79 | L |
| D 18 | at Kansas State | 55-86 | L |
| D 19 | at Kansas | 64-96 | L |
| D 21 | Michigan State | 79-75 | W |
| D 22 | No. 3 Ohio State | 79-91 | L |
| D 28 | at Miami (Fla.) | 93-110 | L |
| D 29 | vs. Florida | 74-65 | W |
| J 2 | at Loyola (La.) (OT) | 76-84 | L |
| J 9 | at Montana | 63-58 | W |
| J 15 | Colorado State | 51-53 | L |
| J 16 | Wyoming | 73-52 | W |
| J 22 | at No. 7 Utah | 69-76 | L |
| J 29 | at No. 9 Utah State | 53-84 | L |
| F 5 | New Mexico | 95-67 | W |
| F 6 | Denver | 66-86 | L |
| F 13 | No. 7 Utah State | 64-75 | L |
| F 19 | at Wyoming | 75-70 | W |
| F 20 | at Colorado State | 53-65 | L |
| F 25 | No. 5 Utah | 75-87 | L |
| F 27 | Montana | 67-87 | L |
| M 3 | at Denver | 68-88 | L |
| M 5 | at New Mexico | 75-69 | W |

1960-61

Record: 15-11
 Conference: 9-5, 3rd SC
 Home: 10-4
 Road: 4-6
 Neutral: 1-1
 Long Win Streak: 4
 Long Loss Streak: 2
 Vs. Ranked Teams: 1-1
 Coach: Stan Watts

| DATE | OPPONENT | SCORE | W/L |
|------|------------------|--------|-----|
| D 2 | at Washington | 65-63 | W |
| D 3 | at Washington | 54-74 | L |
| D 9 | Oklahoma | 56-60 | L |
| D 10 | Miami (Fla.) | 112-80 | W |
| D 12 | TCU | 74-65 | W |
| D 15 | Memphis State | 72-75 | L |
| D 17 | New Mexico State | 65-69 | L |

| | | | |
|------|---------------------|-------|---|
| D 20 | No. 20 Kansas | 80-70 | W |
| D 22 | Kent State | 66-51 | W |
| D 27 | at No. 5 Louisville | 67-95 | L |
| D 29 | vs. Citadel* | 83-94 | L |
| D 30 | vs. Louisiana St.* | 67-57 | W |
| J 7 | Montana | 74-66 | W |
| J 13 | at Colorado State | 49-73 | L |
| J 14 | at Wyoming | 71-79 | L |
| J 20 | Utah | 91-86 | W |
| J 27 | Utah State | 75-57 | W |
| F 2 | at New Mexico | 97-76 | W |
| F 4 | at Denver | 89-60 | W |
| F 13 | at Utah State | 73-94 | L |
| F 17 | Wyoming | 89-80 | |



Road: 5-5
Neutral: 5-0
Postseason: 3-0 (NIT Champions)
Long Win Streak: 6
Long Loss Streak: 2
Highest Rank: 6th AP
Vs. Ranked Teams: 1-0
Coach: Stan Watts

| DATE | OPPONENT | SCORE | W/L |
|------------------|---------------------|---------|-----|
| D 3 | Illinois | 109-98 | W |
| D 4 | Houston | 111-82 | W |
| D 10 | at Americas (exh.) | 123-66 | W |
| D 17 | at Santa Clara | 103-85 | W |
| D 18 | at Santa Clara | 87-79 | W |
| D 21 | No. 2 St. Joseph's | 103-83 | W |
| D 27 | at La Salle | 69-71 | L |
| D 29 | vs. St. Bonaventure | 99-87 | W |
| D 30 | vs. Cornell | 105-92 | W |
| J 7 | Arizona State | 95-81 | W |
| J 8 | Arizona | 87-74 | W |
| J 13 | at New Mexico | 78-81 | L |
| J 15 | at Wyoming | 101-107 | L |
| J 22 | Utah State | 115-81 | W |
| F 5 | at Utah | 94-93 | W |
| F 11 | at Utah State | 96-88 | W |
| F 12 | Denver | 102-76 | W |
| F 18 | at Arizona State | 94-101 | L |
| F 19 | at Arizona | 62-76 | L |
| F 25 | New Mexico | 89-60 | W |
| F 26 | Wyoming | 98-90 | W |
| M 5 | Utah | 115-100 | W |
| M 14 | vs. Temple+ | 90-78 | W |
| M 17 | vs. Army+ | 66-60 | W |
| M 19 | vs. NYU+ | 97-84 | W |
| + NIT (New York) | | | |

1966-67

Record: 14-10
Conference: 8-2, T1st WAC
Home: 10-0
Road: 3-7
Neutral: 1-3
Long Win Streak: 5
Long Loss Streak: 2
Highest Rank: 7th AP
Vs. Ranked Teams: 1-2
Coach: Stan Watts

| DATE | OPPONENT | SCORE | W/L |
|------|----------------------|--------|-----|
| D 2 | New Mexico State | 97-66 | W |
| D 9 | Denver | 87-64 | W |
| D 10 | St. Mary's (Calif.) | 108-57 | W |
| D 16 | at Seattle (OT) | 83-85 | L |
| D 17 | at Oregon State | 76-92 | L |
| D 20 | Loyola (Ill.) | 113-98 | W |
| D 26 | vs. St. Joseph's* | 61-67 | L |
| D 27 | vs. St. Bonaventure* | 96-84 | W |
| D 30 | at No. 8 St. John's* | 73-76 | L |
| J 2 | at Marquette | 70-81 | L |
| J 6 | Utah State | 92-66 | W |
| J 13 | at Arizona | 77-64 | W |
| J 14 | at Arizona St. (OT) | 78-74 | W |
| J 20 | Wyoming | 97-75 | W |
| J 21 | No. 9 New Mexico | 89-73 | W |
| J 28 | vs. No. 6 UTEP | 76-85 | L |
| F 4 | at Utah State | 88-113 | L |
| F 11 | at Utah | 64-62 | W |
| F 17 | Utah | 61-60 | W |
| F 23 | at New Mexico | 75-97 | L |
| F 25 | at Wyoming | 56-67 | L |
| M 3 | Arizona State | 110-93 | W |
| M 4 | Arizona | 70-58 | W |
| M 11 | vs. Wyoming | 63-70 | L |

1967-68

Record: 13-12
Conference: 4-6, T4th WAC
Home: 8-2
Road: 2-10
Neutral: 3-0
Long Win Streak: 3
Long Loss Streak: 3
Vs. Ranked Teams: 0-3
Coach: Stan Watts

| DATE | OPPONENT | SCORE | W/L |
|------|------------------|--------|-----|
| D 2 | at Denver | 88-78 | W |
| D 4 | Texas Tech | 72-58 | W |
| D 9 | Texas | 63-50 | W |
| D 14 | at Illinois | 55-63 | L |
| D 16 | at No. 2 Houston | 69-102 | L |
| D 22 | Santa Clara | 75-80 | L |

| | | | |
|------|---------------------|---------|---|
| D 23 | Santa Clara | 91-46 | W |
| D 28 | vs. Xavier* | 87-75 | W |
| D 29 | vs. Virginia Tech* | 97-64 | W |
| D 30 | at Oklahoma City* | 88-91 | L |
| J 1 | at St. Joseph's | 74-88 | L |
| J 6 | Utah State | 104-98 | W |
| J 12 | Arizona | 72-62 | W |
| J 13 | Arizona State | 94-78 | W |
| J 18 | at Wyoming | 70-81 | L |
| J 20 | at No. 6 New Mexico | 69-84 | L |
| J 26 | vs. UTEP | 81-59 | W |
| J 27 | at Loyola (Ill.) | 65-67 | L |
| F 1 | at Utah State | 118-103 | W |
| F 10 | at Utah | 89-91 | L |
| F 16 | No. 5 New Mexico | 67-76 | L |
| F 17 | Wyoming | 101-77 | W |
| F 24 | Utah | 93-90 | W |
| M 1 | at Arizona State | 97-99 | L |
| M 2 | at Arizona | 85-96 | L |

1968-69

Record: 16-12
Conference: 6-4, T1st WAC
Home: 11-1
Road: 2-9
Neutral: 3-2
Postseason: 0-1 NCAA
Long Win Streak: 5
Long Loss Streak: 2
Vs. Ranked Teams: 0-2
Coach: Stan Watts

| DATE | OPPONENT | SCORE | W/L |
|------|---------------------|--------|-----|
| N 30 | So. California | 95-86 | W |
| D 5 | at New Mexico St. | 65-83 | L |
| D 7 | Seattle | 102-90 | W |
| D 13 | at San Francisco* | 75-79 | L |
| D 14 | vs. No. 12 Houston* | 75-98 | L |
| D 20 | Oregon State | 89-67 | W |
| D 21 | Denver | 97-67 | W |
| D 23 | Syracuse | 73-77 | L |
| D 26 | vs. California ^ | 82-74 | W |
| D 28 | vs. Oregon ^ (OT) | 74-82 | L |
| D 30 | vs. Oregon State ^ | 69-64 | W |
| J 3 | at Stanford | 95-89 | W |
| J 4 | at Stanford | 78-94 | L |
| J 11 | at Utah State | 84-91 | L |
| J 16 | Wyoming | 89-78 | W |
| J 18 | New Mexico | 75-65 | W |
| J 23 | at Arizona | 70-76 | L |
| J 25 | at Arizona State | 94-109 | L |
| J 30 | Utah State | 113-82 | W |
| F 1 | St. Francis | 98-85 | W |
| F 8 | Utah | 73-67 | W |
| F 13 | Arizona St. | 102-89 | W |
| F 15 | Arizona | 70-66 | W |
| F 22 | at Utah | 85-98 | L |
| F 27 | at New Mexico (OT) | 77-71 | W |
| M 1 | at Wyoming | 69-79 | L |
| M 5 | vs. Wyoming | 95-82 | W |
| M 8 | at New Mexico St. # | 62-74 | L |

1969-70

Record: 8-18
Conference: 4-10, 7th WAC
Home: 6-6
Road: 1-10
Neutral: 1-2
Long Win Streak: 2
Long Loss Streak: 7
Vs. Ranked Teams: 0-2
Coach: Stan Watts

| DATE | OPPONENT | SCORE | W/L |
|------|---------------------------|--------|-----|
| D 5 | California | 98-79 | W |
| D 6 | California | 75-77 | L |
| D 11 | No. 3 New Mexico St. (OT) | 78-80 | L |
| D 13 | San Jose State | 92-77 | W |
| D 18 | at Texas Tech | 88-81 | W |
| D 20 | at Texas (2OT) | 73-76 | L |
| D 22 | at Denver | 56-73 | L |
| D 27 | vs. Cornell* | 62-68 | L |
| D 29 | vs. Georgia* (2OT) | 89-82 | W |
| D 30 | vs. Wake Forest* | 93-108 | L |
| J 3 | at Utah | 76-82 | L |
| J 8 | at Arizona | 77-90 | L |
| J 10 | at Arizona State | 88-98 | L |
| J 15 | at Utah State | 94-97 | L |
| J 24 | Utah | 81-91 | L |
| J 29 | New Mexico | 77-90 | L |

| | | | |
|------|-------------------|-------|---|
| J 31 | UTEP | 87-72 | W |
| F 5 | at Colorado State | 71-94 | L |
| F 7 | at Wyoming | 73-98 | L |
| F 12 | Arizona State | 97-91 | W |
| F 14 | Arizona | 93-78 | W |
| F 19 | Wyoming | 71-73 | L |
| F 21 | Colorado State | 96-84 | W |
| F 26 | at UTEP | 70-81 | L |
| F 28 | at New Mexico | 68-82 | L |
| M 4 | No. 18 Utah State | 73-86 | L |

1970-71

Record: 18-11
Conference: 10-4, 1st WAC
Home: 12-0
Road: 5-9
Neutral: 1-2
Postseason: 0-2 NCAA
Long Win Streak: 5
Long Loss Streak: 3
Highest Rank: 20th AP
Final Rank: 20th AP
Vs. Ranked Teams: 3-3
Coach: Stan Watts

| DATE | OPPONENT | SCORE | W/L |
|------|----------------------------|--------|-----|
| D 4 | Stanford | 70-62 | W |
| D 5 | Stanford | 85-64 | W |
| D 7 | New Mexico State | 86-75 | W |
| D 11 | at No. 9 So. California | 65-101 | L |
| D 12 | at Oregon State | 80-99 | L |
| D 14 | at Seattle | 80-99 | L |
| D 16 | Denver | 100-72 | W |
| D 19 | No. 15 Utah State | 111-83 | W |
| D 22 | at Santa Clara* | 68-67 | W |
| D 29 | vs. No. 11 Villanova* (OT) | 102-93 | W |
| D 30 | at Hawaii* | 90-94 | L |
| J 8 | at New Mexico | 72-62 | W |
| J 9 | at UTEP | 64-66 | L |
| J 15 | Colorado State | 75-73 | W |
| J 17 | Wyoming | 82-68 | W |
| J 23 | at No. 12 Utah State | 70-72 | L |
| J 28 | at Arizona State | 86-87 | L |
| J 30 | at Arizona | 76-81 | L |
| F 6 | Utah | 103-89 | W |
| F 11 | UTEP | 75-48 | W |
| F 13 | New Mexico | 70-68 | W |
| F 19 | at Wyoming | 72-78 | L |
| F 20 | at Colo. St. (2OT) | 98-92 | W |
| F 26 | Arizona | 95-83 | W |
| F 27 | Arizona State | 83-74 | W |
| M 6 | at Utah | 98-87 | W |
| M 13 | at No. 16 Utah State | 91-82 | W |
| M 18 | vs. No. 1 UCLA# | 73-91 | L |
| M 20 | vs. Pacific# | 81-84 | L |

1971-72

Record: 21-5
Conference: 12-2, 1st WAC
Home: 12-0
Road: 7-3
Neutral: 2-2
Postseason: 0-1 NCAA
Long Win Streak: 10
Long Loss Streak: 1
Highest Rank: 6th AP
Final Rank: 9th AP
Vs. Ranked Teams: 0-2
Coach: Stan Watts

| DATE | OPPONENT | SCORE | W/L |
|------|--------------------|---------|-----|
| D 3 | Kansas State* | 78-72 | W |
| D 4 | St. Joseph's* | 73-72 | W |
| D 9 | New Mexico State | 90-80 | W |
| D 11 | Creighton | 96-68 | W |
| D 15 | at Oklahoma State | 84-74 | L |
| D 17 | at Kansas ^ | 67-83 | L |
| D 18 | vs. Cincinnati ^ | 82-79 | W |
| D 22 | at Utah State | 87-84 | W |
| D 28 | vs. No. 7 Indiana+ | 50-61 | L |
| D 29 | vs. Rice+ | 96-73 | W |
| J 7 | Arizona State | 111-102 | W |
| J 8 | Arizona | 88-67 | W |
| J 15 | at Utah | 67-61 | W |
| J 22 | Utah State | 101-82 | W |
| J 27 | at Colorado State | 75-68 | W |
| J 29 | at Wyoming | 101-74 | W |
| F 3 | New Mexico | 70-62 | W |
| F 5 | UTEP (2OT) | 57-53 | W |
| F 11 | at Arizona | 86-78 | W |
| F 12 | at Arizona State | 95-99 | L |

| | | | |
|------|----------------------|--------|---|
| F 19 | Utah | 79-66 | W |
| F 25 | Wyoming | 70-56 | W |
| F 26 | Colorado State | 105-85 | W |
| M 3 | at UTEP | 69-73 | L |
| M 4 | at New Mexico | 61-60 | W |
| M 11 | vs. No. 5 LBSU# (OT) | 90-95 | L |

1972-73



GLENN POTTER
Years: 1972-75 (3)
Record: 42-36 (.538)

Record: 19-7
Conference: 9-5, T2nd WAC
Home: 11-3
Road: 5-3
Neutral: 3-1
Long Win Streak: 9
Long Loss Streak: 2
Highest Rank: 12th AP
Vs. Ranked Teams: 2-1
Coach: Glenn Potter

| DATE | OPPONENT | SCORE | W/L |
|------|---------------------------|--------|-----|
| D 1 | Santa Clara | 84-73 | W |
| D 2 | Santa Clara | 64-66 | L |
| D 7 | vs. No. 18 Michigan | 83-77 | W |
| D 9 | Wisconsin-Mil. | 101-83 | W |
| D 13 | Oklahoma State | 96-69 | W |
| D 16 | Utah State | 88-80 | W |
| D 22 | Cal-State Ful. | 89-68 | W |
| D 28 | vs. Texas A&M* | 83-81 | W |
| D 29 | vs. No. 12 Florida State* | 80-77 | W |
| D 30 | vs. No. 6 LBSU* | 89-101 | L |
| J 5 | Colorado St. (OT) | 86-93 | L |
| J 6 | Wyoming | 62-58 | W |
| J 11 | at New Mexico | 62-69 | L |
| J 12 | at UTEP | 56-55 | W |
| J 17 | Niagara | 93-83 | W |
| J 20 | at Utah State | 79-69 | W |
| J 25 | Arizona | 93-79 | W |
| J 27 | Arizona State | 81-67 | W |
| F 3 | Utah | 89-73 | W |
| F 9 | at Wyoming | 67-54 | W |
| F 10 | at Colorado State | 78-74 | W |
| F 15 | UTEP | 48-43 | W |
| F 17 | New Mexico | 66-76 | L |
| F 23 | at Arizona State | 90-86 | W |
| F 24 | at Arizona | 94-100 | L |
| M 3 | at Utah | 71-86 | L |

1973-74

Record: 11-15
Conference: 6-8, 6th WAC
Home: 6-4
Road: 3-10
Neutral: 2-1
Long Win Streak: 3
Long Loss Streak: 4
Vs. Ranked Teams: 1-3
Coach: Glenn Potter

| DATE | OPPONENT | SCORE | W/L |
|------|------------------------|--------|-----|
| N 30 | Weber State | 77-76 | W |
| D 1 | at Colorado State | 83-82 | W |
| D 7 | at New Mexico St. | 72-78 | L |
| D 8 | at New Mexico St. | 74-93 | L |
| D 13 | at Denver | 97-87 | W |
| D 15 | at No. 15 Kansas State | 85-95 | L |
| D 17 | at Creighton in Omaha | 86-99 | L |
| D 22 | Utah State | 86-87 | L |
| D 26 | vs. No. 7 Indiana* | 52-96 | L |
| D 28 | vs. Army* | 81-72 | W |
| D 29 | vs. West Virginia* | 85-83 | W |
| J 4 | at UTEP | 62-58 | W |
| J 5 | at No. 12 New Mexico | 75-84 | L |
| J 12 | at Utah | 86-104 | L |
| J 19 | at Utah State | 86-93 | L |
| J 25 | No. 20 Arizona State | 89-71 | W |
| J 26 | Arizona | 91-93 | L |
| J 31 | at Colorado State | 52-69 | L |
| F 2 | at Wyoming (OT) | 78-75 | W |
| F 7 | New Mexico | 77-96 | L |
| F 9 | UTEP | 56-54 | W |
| F 16 | Utah | 74-89 | L |
| F 21 | at Arizona | 90-118 | L |
| F 23 | at Arizona State | 77-100 | L |
| F 28 | Wyoming | 74-62 | W |
| M 2 | Colorado State | 70-69 | W |

1974-75

Record: 12-14
Conference: 5-9, 6th WAC
Home: 9-6
Road: 3-8
Long Win Streak: 3
Long Loss Streak: 4
Vs. Ranked Teams: 1-4
Coach: Glenn Potter

| DATE | OPPONENT | SCORE | W/L |
|------|----------------------|--------|-----|
| N 29 | Texas | 80-72 | W |
| D 6 | at Weber State | 63-76 | L |
| D 7 | Wichita State | 69-80 | L |
| D 13 | at San Francisco | 84-103 | L |
| D 14 | at Seattle | 85-72 | W |
| D 20 | Rhode Island | 82-49 | W |
| D 21 | Denver | 90-89 | W |
| D 28 | Utah State | 79-83 | L |
| D 30 | Bradley | 100-87 | W |
| D 31 | Davidson | 90-76 | W |
| J 4 | at Louisiana | 100-81 | W |
| J 10 | No. 12 Arizona State | 80-110 | L |
| J 11 | No. 10 Arizona | 66-83 | L |
| J 18 | at Utah | 73-91 | L |
| J 24 | at UTEP | 60-86 | L |
| J 25 | at New Mexico | 96-78 | W |
| F 1 | at Utah State | 84-92 | L |
| F 7 | Colorado State | 88-75 | W |
| F 8 | Wyoming | 75-73 | W |
| F 14 | at No. 19 Arizona | 81-97 | L |
| F 15 | at No. 8 | | |

| DATE | OPPONENT | SCORE | W/L |
|------|-------------------------|--------|-----|
| N 26 | at UCLA | 73-75 | L |
| N 28 | Long Beach State | 100-91 | W |
| N 29 | at Nevada-Reno | 66-100 | L |
| D 3 | at Idaho State | 87-94 | L |
| D 9 | Montana* | 72-76 | L |
| D 10 | Cal-St. Fullerton* | 75-80 | L |
| D 13 | McNeese State | 78-68 | L |
| D 16 | at Illinois | 74-81 | L |
| D 17 | at Bradley | 86-79 | W |
| D 21 | at Utah State | 89-91 | L |
| D 23 | at San Diego St. | 88-104 | L |
| D 28 | vs. No. 2 N. Carolina ^ | 81-94 | L |
| D 29 | vs. Rhode Island ^ | 87-92 | L |
| D 30 | at Hawaii ^ | 88-78 | W |
| J 3 | Weber State | 81-76 | W |
| J 7 | Utah State (2OT) | 85-84 | W |
| J 12 | at Wyoming | 82-89 | L |
| J 14 | at Colorado State | 66-76 | L |
| J 19 | Arizona | 87-86 | W |
| J 21 | Arizona State | 96-89 | W |
| J 26 | at No. 10 New Mexico | 82-95 | L |
| J 28 | at UTEP (OT) | 78-76 | W |
| F 4 | Utah | 76-89 | L |
| F 10 | Colorado State | 98-81 | W |
| F 11 | Wyoming | 76-56 | W |
| F 16 | at Arizona State | 75-76 | L |
| F 18 | at Arizona | 90-104 | L |
| F 23 | UTEP | 73-64 | W |
| F 25 | No. 5 New Mexico | 66-71 | L |
| M 4 | at No. 19 Utah | 74-81 | L |

* Cougar Classic
^ Rainbow Classic

1978-79

Record: 20-8
Conference: 10-2, 1st WAC
Home: 14-0
Road: 5-6
Neutral: 1-2
Postseason: 0-1 NCAA
Long Win Streak: 5
Long Loss Streak: 2
Vs. Ranked Teams: 0-2
Coach: Frank Arnold

| DATE | OPPONENT | SCORE | W/L |
|------|---------------------------|---------|-----|
| N 24 | Hawaii | 93-69 | W |
| N 25 | Portland State | 111-82 | W |
| D 1 | at Baylor | 92-86 | W |
| D 2 | at No. 13 Texas | 57-96 | L |
| D 6 | Utah State | 99-80 | W |
| D 8 | St. Joseph's* | 90-71 | W |
| D 9 | Purdue* | 76-64 | W |
| D 14 | at Rhode Island | 76-85 | L |
| D 16 | at St. John's | 83-90 | L |
| D 21 | Harvard | 113-72 | W |
| D 23 | Oral Roberts | 120-104 | W |
| D 29 | vs. Georgia Tech ^ | 81-83 | L |
| D 30 | vs. Houston ^ | 84-77 | W |
| J 4 | Denver | 92-53 | W |
| J 6 | at Utah State | 68-84 | L |
| J 11 | UTEP | 80-56 | W |
| J 13 | New Mexico | 100-83 | W |
| J 20 | at Utah | 90-76 | W |
| J 25 | at Colorado State | 98-83 | W |
| J 27 | at Wyoming (OT) | 69-71 | L |
| F 3 | San Diego State | 88-80 | W |
| F 9 | at New Mexico | 65-66 | L |
| F 10 | at UTEP | 77-68 | W |
| F 17 | Utah | 76-50 | W |
| F 22 | Wyoming | 78-73 | W |
| F 24 | Colorado State | 66-61 | W |
| M 1 | at San Diego State | 96-95 | W |
| M 10 | vs. No. 19 San Francisco# | 63-86 | L |

* Cougar Classic
^ Pillsbury Holiday Classic
NCAA (Tucson)

1979-80

Record: 24-5
Conference: 13-1, 1st WAC
Home: 12-2
Road: 10-1
Neutral: 2-2
Postseason: 0-1 NCAA
Long Win Streak: 12
Long Loss Streak: 1
Highest Rank: 12th AP
Final Rank: 12th AP
Vs. Ranked Teams: 0-1
Coach: Frank Arnold

| DATE | OPPONENT | SCORE | W/L |
|------|----------|-------|-----|
|------|----------|-------|-----|

| | | | |
|------|-------------------------|---------|---|
| N 30 | Illinois | 76-86 | L |
| D 1 | Baylor | 100-58 | W |
| D 7 | at Tulsa | 73-71 | W |
| D 8 | at Oral Roberts | 76-75 | W |
| D 11 | Cal-St. Fullerton | 80-64 | W |
| D 14 | UC-Santa Barbara* | 87-65 | W |
| D 15 | La Salle* (3OT) | 108-106 | W |
| D 18 | at Long Beach St. | 76-78 | L |
| D 22 | at Utah State | 89-84 | W |
| D 26 | vs. Penn State ^ | 58-50 | W |
| D 28 | vs. No. 18 Oregon St. ^ | 71-86 | L |
| D 29 | vs. NC-Charlotte ^ | 104-91 | W |
| J 3 | at New Mexico | 75-63 | W |
| J 5 | at UTEP | 70-69 | W |
| J 12 | Utah | 89-72 | W |
| J 18 | Wyoming | 53-56 | L |
| J 19 | Colorado State | 104-82 | W |
| J 24 | at San Diego St. | 123-91 | W |
| J 26 | at Hawaii | 34-33 | W |
| J 31 | UTEP | 89-81 | W |
| F 2 | New Mexico | 89-68 | W |
| F 9 | at Utah | 83-82 | W |
| F 12 | Utah State | 84-83 | W |
| F 16 | Alaska | 93-59 | W |
| F 21 | at Colorado State | 111-86 | W |
| F 23 | at Wyoming | 39-30 | W |
| F 28 | Hawaii | 107-82 | W |
| M 1 | San Diego State | 114-81 | W |
| M 8 | vs. Clemson# | 66-71 | L |

* Cougar Classic
^ Far West Classic
NCAA (Ogden)

1980-81

Record: 25-7
Conference: 12-4, 3rd WAC
Home: 13-0
Road: 8-6
Neutral: 4-1
Postseason: 3-1 NCAA
Long Win Streak: 7
Long Loss Streak: 1
Highest Rank: 15th AP
Final Rank: 16th AP
Vs. Ranked Teams: 4-2
Coach: Frank Arnold

| DATE | OPPONENT | SCORE | W/L |
|------|-----------------------|--------|-----|
| N 28 | at Washington | 80-70 | W |
| N 29 | at Oregon State | 68-75 | L |
| D 6 | at Utah State | 82-79 | W |
| D 12 | North Texas* | 108-92 | W |
| D 13 | St. Mary's* | 95-76 | W |
| D 16 | Michigan State | 82-50 | W |
| D 19 | vs. No. 17 Illinois ^ | 80-75 | L |
| D 20 | at Tennessee ^ | 65-81 | L |
| D 23 | at Weber State | 85-78 | W |
| D 27 | Utah State | 104-89 | W |
| J 2 | at Air Force | 77-65 | W |
| J 3 | at UNLV (OT) | 92-90 | W |
| J 8 | San Diego State | 84-73 | W |
| J 10 | Hawaii | 91-74 | W |
| J 15 | at New Mexico | 92-87 | W |
| J 17 | at UTEP | 62-64 | L |
| J 23 | Colorado State | 66-46 | W |
| J 24 | Wyoming | 84-70 | W |
| J 31 | at No. 9 Utah | 56-60 | L |
| F 6 | UNLV | 86-77 | W |
| F 7 | Air Force | 62-51 | W |
| F 12 | at Hawaii | 77-72 | W |
| F 14 | at San Diego St. | 72-73 | L |
| F 19 | UTEP | 84-75 | W |
| F 21 | New Mexico | 78-72 | W |
| F 26 | at Wyoming (2OT) | 84-86 | L |
| F 28 | at Colorado State | 80-69 | W |
| M 7 | No. 9 Utah | 95-76 | W |
| M 12 | vs. Princeton# | 60-51 | W |
| M 14 | vs. No. 10 UCLA# | 78-55 | W |
| M 19 | vs. No. 7 Notre Dame# | 51-50 | W |
| M 21 | vs. No. 5 Virginia# | 60-74 | L |

* Cougar Classic
^ Volunteer Classic
NCAA (Providence/Atlanta)

1981-82

Record: 17-13
Conference: 9-7, T4th WAC
Home: 11-5
Road: 6-7
Neutral: 0-1
Postseason: 0-1 NIT
Long Win Streak: 3
Long Loss Streak: 3
Highest Rank: 15th AP

Vs. Ranked Teams: 0-1
Coach: Frank Arnold

| DATE | OPPONENT | SCORE | W/L |
|------|----------------------|--------|-----|
| N 21 | vs. Virginia* | 61-63 | L |
| N 27 | at UCLA | 79-75 | W |
| N 28 | at Cal-St. Fullerton | 81-66 | W |
| D 4 | Oregon State | 44-56 | L |
| D 5 | No. 18 UNLV | 63-66 | L |
| D 8 | at Utah State | 51-43 | W |
| D 11 | Idaho State ^ | 77-71 | W |
| D 12 | Western Carolina ^ | 86-63 | W |
| D 15 | Weber State | 63-55 | W |
| D 18 | at Princeton | 39-38 | W |
| D 22 | Cal Poly-Pomona | 89-65 | W |
| D 26 | Utah State | 74-79 | L |
| J 2 | UTEP | 67-60 | W |
| J 4 | New Mexico | 76-58 | W |
| J 7 | at Colorado State | 40-50 | L |
| J 9 | at Wyoming | 42-61 | L |
| J 15 | Utah | 74-51 | W |
| J 21 | Air Force | 54-40 | W |
| J 23 | Wyoming | 25-27 | L |
| J 28 | at San Diego St. | 66-80 | L |
| J 30 | at Hawaii | 60-62 | L |
| F 6 | Colorado State | 60-54 | W |
| F 12 | at UNLV | 50-52 | L |
| F 13 | at Air Force | 49-41 | W |
| F 19 | at Utah | 61-68 | L |
| F 25 | Hawaii | 75-66 | W |
| F 27 | San Diego State | 106-66 | W |
| M 4 | at UTEP | 45-43 | W |
| M 6 | at New Mexico | 65-67 | L |
| M 10 | Washington+ | 63-66 | L |

* Hall of Fame Classic
^ Cougar Classic
+ NIT (Provo)

1982-83

Record: 15-14
Conference: 11-5, T1st WAC
Home: 9-6
Road: 6-7
Neutral: 0-1
Long Win Streak: 5
Long Loss Streak: 5
Vs. Ranked Teams: 0-1
Coach: Frank Arnold

| DATE | OPPONENT | SCORE | W/L |
|------|-----------------------|-------|-----|
| N 26 | UCLA | 82-85 | L |
| N 27 | Iowa | 80-91 | L |
| N 30 | Utah State | 69-75 | L |
| D 4 | at Michigan State | 55-63 | L |
| D 10 | Long Beach St.* (OT) | 77-81 | L |
| D 11 | Fordham* | 70-62 | W |
| D 14 | at Utah State | 68-80 | L |
| D 18 | at Boise State | 68-67 | W |
| D 21 | Providence | 66-52 | W |
| D 27 | at No. 7 St. John's ^ | 64-75 | L |
| D 29 | vs. St. Joseph's ^ | 65-68 | L |
| D 31 | Princeton | 51-32 | W |
| J 6 | at Weber State (2OT) | 81-84 | L |
| J 14 | San Diego State | 96-74 | W |
| J 15 | Hawaii | 86-62 | W |
| J 20 | at Colorado State | 77-63 | W |
| J 22 | at Wyoming | 82-64 | W |
| J 24 | at Air Force | 73-61 | W |
| J 27 | UTEP | 49-65 | L |
| J 29 | New Mexico | 66-48 | W |
| F 5 | at Utah | 72-75 | L |
| F 10 | at Hawaii | 69-80 | L |
| F 12 | at San Diego State | 69-67 | W |
| F 17 | Colorado State | 69-58 | W |
| F 19 | Air Force | 66-57 | W |
| F 25 | at New Mexico | 70-71 | L |
| F 27 | at UTEP | 58-54 | W |
| M 5 | Utah (3OT) | 62-64 | L |
| M 12 | Wyoming | 54-41 | W |

* Cougar Classic
^ Holiday Festival

1983-84

Record: 20-11
Conference: 12-4, 2nd WAC
Home: 14-1
Road: 5-8
Neutral: 1-2
Postseason: 1-1 NCAA
Long Win Streak: 4
Long Loss Streak: 2
Vs. Ranked Teams: 1-5
Coach: Ladell Andersen

| DATE | OPPONENT | SCORE | W/L |
|------|----------------------|---------|-----|
| N 26 | at Utah State | 78-90 | L |
| N 30 | Hofstra | 119-84 | W |
| D 9 | Utah State* | 81-83 | L |
| D 10 | St. Mary's (Calif.)* | 106-74 | W |
| D 16 | vs. Virginia Comm. ^ | 81-77 | W |
| D 17 | at No. 2 Kentucky ^ | 59-93 | L |
| D 21 | Oregon | 79-78 | W |
| D 23 | Boise State | 66-54 | W |
| D 28 | at No. 7 UCLA | 73-82 | L |
| J 7 | Weber State (OT) | 86-81 | W |
| J 14 | Utah (2OT) | 113-105 | W |
| J 19 | at Hawaii | 95-77 | W |
| J 21 | at San Diego St. | 75-79 | L |
| J 26 | Wyoming | 74-61 | W |
| J 28 | Air Force | 69-49 | W |
| J 30 | Colorado State | 73-57 | W |
| F 2 | at New Mexico | 86-73 | W |
| F 4 | at No. 7 UTEP | 77-86 | L |
| F 8 | at Utah | 82-79 | W |
| F 11 | at No. 3 Georgetown | 51-67 | L |
| F 14 | Hawaii (2OT) | 87-85 | W |
| F 16 | San Diego St. (OT) | 94-92 | W |
| F 18 | Notre Dame | 68-64 | W |
| F 23 | at Colorado State | 65-70 | L |
| F 25 | at Wyoming | 55-56 | L |
| F 27 | at Air Force | 71-67 | W |
| M 1 | No. 8 UTEP | 83-65 | W |
| M 3 | New Mexico | 80-73 | W |
| M 9 | vs. New Mexico+ | 55-64 | L |
| M 15 | at UAB# | 84-68 | W |
| M 17 | vs. No. 3 Kentucky# | 68-93 | L |

* Cougar Classic
^ Kentucky Invitational
+ WAC Tournament (El Paso)
NCAA (Birmingham)

1984-85

Record: 15-14
Conference: 9-7, T3rd WAC
Home: 9-5
Road: 4-7
Neutral: 2-2
Long Win Streak: 5
Long Loss Streak: 4
Vs. Ranked Teams: 1-0
Coach: Ladell Andersen

| DATE | OPPONENT | SCORE | W/L |
|------|--------------------|-------|-----|
| N 30 | vs. La Salle* | 73-74 | L |
| D 1 | vs. Pacific* | 72-63 | W |
| D 4 | Utah State | 93-97 | L |
| D 8 | at Weber State | 79-87 | L |
| D 11 | at Utah State (OT) | 91-92 | L |
| D 14 | SW Missouri ^ | 66-46 | W |
| D 15 | Hofstra ^ | 86-76 | W |
| D 19 | UCLA | 89-81 | W |
| D 22 | No. 7 Washington | 84-75 | W |
| D 28 | vs. Villanova+ | 61-91 | L |
| D 29 | vs. Yale+ | 73-58 | W |
| J 3 | UTEP | 62-60 | W |
| J 5 | New Mexico | 70-76 | L |
| J 12 | at San Diego St. | 70-89 | L |
| J 14 | at Hawaii (OT) | 88-78 | W |
| J 17 | at Air Force | 79-72 | W |

| | | | |
|------|-------------------|-------|---|
| J 19 | at Colorado State | 65-64 | W |
| J 24 | Wyoming | 78-65 | W |
| J 26 | at Utah | 63-62 | W |
| J 31 | San Diego State | 71-77 | L |
| F 2 | Air Force | 66-60 | W |
| F 7 | at New Mexico | 74-76 | L |
| F 9 | at UTEP (3OT) | 86-97 | L |
| F 14 | Colorado State | 77-69 | W |
| F 16 | Air Force | 71-61 | W |
| F 23 | at Notre Dame | 58-67 | L |
| F 28 | at Wyoming | 66-78 | L |
| M 2 | Utah (3OT) | 85-86 | L |
| M 4 | Air Force** | 79-82 | L |

* Stanford Invitational
^ Cougar Classic
+ Cotton States Classic
** WAC Tournament (Provo)

1985-86

Record: 18-14
Conference: 11-5, 4th WAC
Home: 12-4
Road: 5-8
Neutral: 1-2
Postseason: 2-1 NIT
Long Win Streak: 12
Long Loss Streak: 3
Vs. Ranked Teams: 2-1
Coach: Ladell Andersen

| DATE | OPPONENT | SCORE | W/L |
|------|------------------------|-------|-----|
| N 30 | Washington State | 65-69 | L |
| D 3 | at Utah State | 80-82 | L |
| D 6 | vs. TCU* | 50-63 | L |
| D 7 | vs. Fordham* | 75-72 | W |
| D 10 | Utah State | 76-88 | L |
| D 13 | Long Beach State ^ | 94-75 | W |
| D 14 | Pepperdine ^ | 73-83 | L |
| D 19 | at Washington | 68-74 | L |
| D 21 | at Oregon | 69-72 | L |
| D 28 | Weber State (OT) | 88-86 | W |
| J 2 | at No. 19 UTEP | 64-69 | L |
| J 4 | at New Mexico | 57-60 | L |
| J 10 | Hawaii | 80-66 | W |
| J 11 | San Diego State | 82-70 | W |
| J 13 | No. 16 Notre Dame (OT) | 80-76 | W |
| J 17 | at Colorado State | 68-63 | W |
| J 18 | at Air Force | 65-57 | W |
| J 21 | at Oral Roberts | 67-65 | W |
| J 23 | Air Force | 66-45 | W |
| J 25 | Utah | 87- | |



| | | | |
|------|--------------------|-------|---|
| F 27 | at Utah | 60-62 | L |
| M 3 | New Mexico | 89-82 | W |
| M 5 | UTEP (20T) | 80-83 | L |
| M 10 | Hawaii^ | 76-74 | W |
| M 11 | UTEP^ | 63-66 | L |
| M 17 | vs. UNC-Charlotte# | 98-92 | W |
| M 19 | vs. Louisville# | 76-97 | L |

* Cougar Classic
^ WAC Tournament (Provo)
NCAA (Atlanta)

1988-89

Record: 14-15
Conference: 7-9, 5th WAC
Home: 10-5
Road: 3-8
Neutral: 1-2
Long Win Streak: 3
Long Loss Streak: 4
Coach: Ladell Andersen

| DATE | OPPONENT | SCORE | W/L |
|------|----------------------|--------|-----|
| N 25 | vs. Northeastern* | 87-78 | W |
| N 26 | vs. St. John's* | 77-83 | L |
| D 1 | at Weber State | 78-80 | L |
| D 3 | UCLA | 87-97 | L |
| D 9 | Texas-Arlington^ | 87-70 | L |
| D 10 | St. Mary's (Calif.)^ | 69-70 | L |
| D 17 | Utah State | 96-85 | W |
| D 21 | at Utah State | 74-72 | W |
| D 23 | Brown | 90-65 | W |
| J 5 | at New Mexico | 84-88 | L |
| J 7 | at UTEP | 76-91 | L |
| J 12 | San Diego State | 85-81 | W |
| J 14 | Hawaii | 73-77 | L |
| J 19 | at Air Force (OT) | 89-88 | W |
| J 21 | at Colorado State | 84-69 | W |
| J 24 | Air Force | 78-79 | L |
| J 28 | Wichita State | 93-92 | W |
| F 2 | at Utah | 86-90 | L |
| F 4 | at Miami (Fla.) | 86-107 | L |
| F 9 | at San Diego St. | 74-89 | L |
| F 11 | at Hawaii | 66-68 | L |
| F 14 | UC-Berkeley | 87-74 | W |
| F 16 | UTEP | 84-76 | W |
| F 18 | New Mexico | 90-79 | W |
| F 23 | at Wyoming | 65-72 | L |
| F 25 | Utah | 81-74 | W |
| M 2 | Wyoming | 71-67 | W |
| M 4 | Colorado State | 72-89 | L |
| M 10 | vs. Hawaii+ | 69-72 | L |

* Lapchick Tournament
^ Cougar Classic
+ WAC Tournament (SLC)

1989-90

Record: 21-9
Conference: 11-5, T1st WAC
Home: 16-0
Road: 5-7
Neutral: 0-2
Postseason: 0-1 NCAA
Long Win Streak: 10
Long Loss Streak: 3
Vs. Ranked Teams: 0-1
Coach: Roger Reid

| DATE | OPPONENT | SCORE | W/L |
|------|------------------|-------|-----|
| N 24 | Siena | 83-62 | W |
| N 25 | E. Washington | 96-84 | W |
| N 28 | Weber State | 81-65 | W |
| N 30 | Utah State | 71-65 | W |
| D 2 | at Penn State | 72-82 | L |
| D 5 | at Arizona State | 65-64 | W |
| D 8 | North Texas* | 97-68 | W |
| D 9 | UAB* | 98-82 | W |
| D 12 | Utah State | 69-68 | W |
| D 21 | Northwestern | 69-68 | W |
| D 23 | at California | 63-85 | L |
| J 4 | at Hawaii | 71-80 | L |
| J 6 | at San Diego St. | 63-60 | W |
| J 11 | UTEP (OT) | 69-67 | W |
| J 13 | New Mexico | 79-78 | W |
| J 18 | at Air Force | 64-56 | W |
| J 20 | at Wyoming | 65-60 | W |
| J 25 | Utah | 65-49 | W |
| J 27 | Colorado State | 67-52 | W |
| F 1 | San Diego State | 75-58 | W |
| F 3 | Hawaii | 68-65 | W |
| F 7 | at Tulsa | 66-64 | W |
| F 10 | at Utah | 73-89 | L |
| F 15 | at New Mexico | 51-60 | L |
| F 17 | at UTEP | 63-64 | L |
| F 22 | Wyoming | 75-64 | W |

| | | | |
|------|---------------------|-------|---|
| F 24 | Air Force | 67-42 | W |
| M 1 | at Colorado State | 57-59 | L |
| M 8 | vs. Utah (OT)+ | 61-62 | L |
| M 15 | vs. No. 17 Clemson# | 47-49 | L |

! (win later vacated by the NCAA)
* Cougar Classic
+ WAC Tournament (El Paso)
NCAA (Hartford)

1990-91

Record: 21-13
Conference: 11-5, 2nd WAC
Home: 10-6
Road: 7-4
Neutral: 4-3
Postseason: 1-1 NCAA
Long Win Streak: 5
Long Loss Streak: 2
Vs. Ranked Teams: 1-5
Coach: Roger Reid

| DATE | OPPONENT | SCORE | W/L |
|------|-------------------------|-------|-----|
| N 14 | E. Tennessee St.* | 80-83 | L |
| N 24 | Utah State | 98-94 | W |
| N 29 | at Weber State | 69-57 | W |
| D 1 | at Utah State | 61-58 | W |
| D 4 | at La Salle | 83-93 | W |
| D 7 | Eastern Kentucky ^ | 90-86 | W |
| D 8 | No. 17 St. John's ^ | 62-67 | L |
| D 12 | Arizona State | 74-82 | L |
| D 19 | James Madison | 84-66 | W |
| D 21 | Stetson | 75-77 | L |
| D 22 | Tulsa | 62-60 | W |
| D 27 | vs. No. 12 S. Carolina+ | 49-52 | L |
| D 29 | vs. Rutgers+ | 70-85 | L |
| J 3 | at San Diego State | 73-61 | W |
| J 5 | at Hawaii | 65-74 | L |
| J 10 | UTEP | 83-67 | W |
| J 12 | New Mexico | 72-65 | W |
| J 17 | at Colorado State | 72-55 | W |
| J 19 | at Wyoming | 80-86 | L |
| J 25 | Air Force | 72-55 | W |
| J 26 | Wyoming | 72-77 | L |
| J 31 | Colorado State | 69-52 | W |
| F 2 | at UTEP | 69-65 | W |
| F 7 | San Diego State | 75-55 | W |
| F 9 | Hawaii | 82-74 | W |
| F 14 | at New Mexico | 83-76 | W |
| F 16 | at No 14 Utah | 74-81 | L |
| F 23 | at Air Force | 70-61 | W |
| M 2 | No. 9 Utah (OT) | 71-72 | L |
| M 7 | vs. Colorado St.** | 69-56 | W |
| M 8 | vs. Hawaii** (OT) | 73-71 | W |
| M 9 | vs. No. 8 Utah** (OT) | 51-49 | W |
| M 14 | vs. Virginia# | 61-48 | W |
| M 16 | vs. No. 8 Arizona# | 61-76 | L |

* Dodge NIT
^ Cougar Classic
+ Holiday Festival
** WAC Tournament (Laramie)
NCAA (SLC)

1991-92

Record: 25-7
Conference: 12-4, T1st WAC
Home: 14-1
Road: 7-4
Neutral: 4-2
Postseason: 0-1 NCAA
Long Win Streak: 7
Long Loss Streak: 1
Vs. Ranked Teams: 1-2
Coach: Roger Reid

| DATE | OPPONENT | SCORE | W/L |
|------|-----------------------|--------|-----|
| N 26 | at Utah State | 82-66 | W |
| D 5 | at Tulsa | 102-86 | W |
| D 7 | at James Madison | 66-63 | W |
| D 13 | Utah State* | 93-77 | W |
| D 14 | Princeton* | 65-59 | W |
| D 19 | McNeese State | 104-64 | W |
| D 21 | Weber State | 81-68 | W |
| D 28 | vs. No. 11 Michigan ^ | 83-86 | L |
| D 29 | vs. Florida ^ | 79-73 | W |
| J 4 | Tennessee Tech | 95-68 | W |
| J 9 | at UTEP | 69-89 | L |
| J 11 | Colorado State | 72-51 | W |
| J 16 | Wyoming | 68-59 | W |
| J 18 | Air Force | 66-45 | W |
| J 23 | at Wyoming | 67-72 | L |
| J 25 | at Colorado St. (OT) | 79-74 | W |
| J 30 | New Mexico | 85-65 | W |
| F 1 | No. 19 UTEP | 80-63 | W |
| F 6 | at San Diego St. | 89-59 | W |

| | | | |
|------|--------------------|--------|---|
| F 8 | at Hawaii | 83-87 | L |
| F 13 | at Air Force | 68-60 | W |
| F 15 | La Salle | 80-81 | L |
| F 20 | Utah | 58-56 | W |
| F 22 | at New Mexico (OT) | 84-95 | L |
| F 27 | Hawaii | 81-64 | W |
| F 29 | San Diego State | 98-78 | W |
| M 3 | Cal St Northridge | 100-68 | W |
| M 7 | at Utah | 87-73 | W |
| M 12 | vs. Air Force+ | 72-51 | W |
| M 13 | vs. Utah+ | 75-62 | W |
| M 14 | vs. UTEP+ | 73-71 | W |
| M 19 | vs. No. 25 LSU# | 83-94 | L |

* Cougar Classic
^ Red Lobster (Orlando)
+ WAC Tournament (Fort Collins)
NCAA (Boise)

1992-93

Record: 25-9
Conference: 15-3, T1st WAC
Home: 13-1
Road: 8-3
Neutral: 4-5
Postseason: 1-1 NCAA
Long Win Streak: 13
Long Loss Streak: 3
Highest Rank: 21st AP
Vs. Ranked Teams: 1-3
Coach: Roger Reid

| DATE | OPPONENT | SCORE | W/L |
|------|------------------------|--------|-----|
| D 1 | Arizona State | 108-98 | W |
| D 4 | at Utah State | 93-83 | W |
| D 8 | at Weber St. (OT) | 77-83 | L |
| D 11 | Southern Utah* | 108-62 | W |
| D 12 | Georgia* | 74-64 | W |
| D 18 | Utah State | 89-65 | W |
| D 21 | vs. No. 9 Oklahoma ^ | 76-75 | W |
| D 22 | vs. Memphis St. ^ (OT) | 73-67 | W |
| D 23 | vs. No. 1 Duke ^ | 66-89 | L |
| D 28 | vs. Oregon+ | 70-76 | L |
| D 29 | vs. Oregon State+ | 79-93 | L |
| J 2 | UTEP | 79-73 | W |
| J 4 | New Mexico | 70-56 | W |
| J 9 | Utah | 53-54 | L |
| J 14 | at Fresno State | 72-57 | W |
| J 16 | at Air Force | 103-68 | W |
| J 21 | San Diego State | 76-64 | W |
| J 23 | Hawaii (OT) | 84-80 | W |
| J 28 | at Colorado State | 70-63 | W |
| J 30 | at Wyoming | 77-64 | W |
| F 4 | Colorado State | 81-57 | W |
| F 6 | Wyoming | 75-62 | W |
| F 11 | at Hawaii | 62-56 | L |
| F 13 | at San Diego State | 80-73 | W |
| F 18 | Fresno State | 90-74 | W |
| F 20 | Air Force | 98-80 | W |
| F 25 | Sacramento State | 128-78 | W |
| F 27 | at No. 11 Utah | 83-89 | L |
| M 4 | at UTEP | 84-63 | W |
| M 6 | at New Mexico | 76-79 | L |
| M 11 | vs. Hawaii** | 85-71 | W |
| M 12 | vs. New Mexico** | 59-68 | L |
| M 18 | vs. SMU# | 80-71 | W |
| M 20 | vs. No. 9 Kansas# | 76-90 | L |

* Cougar Classic
^ Maui Invitational (Hawaii)
+ Far West Classic (Portland, Oregon)
** WAC Tournament (SLC)
NCAA (Chicago)

1993-94

Record: 22-10
Conference: 12-6, 3rd WAC
Home: 14-2
Road: 5-6
Neutral: 3-2
Postseason: 1-1 NIT
Long Win Streak: 6
Long Loss Streak: 2
Vs. Ranked Teams: 0-1
Coach: Roger Reid

| DATE | OPPONENT | SCORE | W/L |
|------|------------------------|--------|-----|
| N 27 | at Arizona State | 95-106 | L |
| D 3 | vs. S. Carolina* | 72-68 | W |
| D 4 | vs. No. 4 N. Carolina* | 65-97 | L |
| D 10 | Nicholls State ^ | 111-96 | W |
| D 11 | Oklahoma Baptist ^ | 78-76 | W |
| D 14 | Utah State | 78-65 | W |
| D 17 | Texas Tech | 84-74 | W |
| D 21 | Weber State | 92-79 | W |
| D 28 | W. Washington | 106-74 | W |



ROGER REID

Years: 1989-1996 (8)
Record: 152-77 (.664)

Reid achieved six 20-win seasons while at BYU compiling a 152-77 record, which is the highest winning percentage ever for a BYU coach. He took the Cougars to six postseason tournaments, five NCAA and one NIT. His teams won three WAC titles and two WAC Tournaments. Reid was WAC Coach of the Year and District Coach of the Year during his first year as head coach in 1989-90. He was an assistant coach for 11 years before taking over the team in 1989. Reid went on to serve as an assistant coach with the Phoenix Suns.

| | | | |
|------|-----------------------|--------|---|
| J 3 | at New Mexico | 68-74 | L |
| J 5 | at UTEP | 67-59 | W |
| J 8 | at Utah | 64-62 | W |
| J 13 | Fresno State | 73-65 | W |
| J 15 | Air Force | 87-73 | W |
| J 20 | at San Diego St. (OT) | 83-82 | W |
| J 22 | at Hawaii | 66-69 | L |
| J 27 | Wyoming | 82-66 | W |
| J 29 | Colorado State | 79-66 | W |
| F 3 | at Wyoming | 65-79 | L |
| F 5 | at Colorado St. (OT) | 72-70 | W |
| F 10 | San Diego State | 101-87 | W |
| F 12 | Hawaii | 85-79 | W |
| F 17 | at Air Force | 94-82 | W |
| F 19 | at Fresno State | 68-73 | L |
| F 26 | Utah | 73-70 | W |
| M 3 | New Mexico (OT) | 82-84 | L |
| M 5 | UTEP | 61-62 | L |
| M 10 | vs. Utah+ | 96-65 | W |
| M 11 | vs. Fresno State+ | 87-72 | W |
| M 12 | vs. Hawaii+ | 66-73 | L |
| M 17 | Arizona State# | 74-67 | W |
| M 22 | at Fresno State# | 66-68 | L |

* Tournament of Champions (Charlotte)
^ Cougar Classic
+ WAC Tournament (SLC)
NIT

1994-95

Record: 22-10
Conference: 13-5, T2nd WAC
Home: 14-0
Road: 5-7
Neutral: 3-3
Postseason: 0-1 NCAA
Long Win Streak: 7
Long Loss Streak: 3
Vs. Ranked Teams: 1-0
Coach: Roger Reid

| DATE | OPPONENT | SCORE | W/L |
|------|------------------------|-------|-----|
| N 23 | vs. Oklahoma St.* | 69-59 | W |
| N 25 | vs. Louisville* | 75-60 | W |
| N 26 | vs. Minnesota* | 74-79 | L |
| D 1 | at Utah State | 59-83 | L |
| D 3 | Nevada-Reno | 96-80 | W |
| D 6 | Mississippi State (OT) | 74-68 | W |
| D 9 | Southern Utah* | 82-67 | W |
| D 10 | Northwestern St. ^ | 80-53 | W |
| D 17 | NE Louisiana | 87-69 | W |
| D 21 | at Weber State | 74-86 | L |
| D 29 | at San Jose State+ | 74-61 | W |
| D 30 | vs. Santa Clara+ | 76-55 | W |
| J 3 | Utah | 64-57 | W |
| J 7 | at Air Force | 89-68 | W |
| J 9 | at Fresno State | 69-61 | W |
| J 12 | San Diego State | 66-57 | W |
| J 14 | Hawaii | 74-67 | W |
| J 19 | at Colorado State | 72-80 | L |
| J 21 | at Wyoming | 58-52 | W |
| J 26 | UTEP (OT) | 95-89 | W |
| J 28 | New Mexico | 81-63 | W |
| F 2 | at UTEP (OT) | 85-88 | L |
| F 4 | at New Mexico | 74-72 | W |
| F 9 | Colorado State | 76-68 | W |
| F 11 | Wyoming | 78-72 | W |
| F 16 | at Hawaii | 70-73 | L |
| F 18 | at San Diego St. | 52-58 | L |

| | | | |
|------|--------------------|-------|---|
| F 23 | Fresno State | 81-59 | W |
| F 25 | Air Force | 79-72 | W |
| M 4 | at Utah | 79-87 | L |
| M 9 | vs. Colorado St.** | 73-75 | L |
| M 16 | vs. Tulane# | 70-76 | L |

^ Great Alaska Shootout
+ Cable Car Classic (San Jose)
** WAC Tournament (Albuquerque)
NCAA (Memphis)

1995-96
Record: 15-13
Conference: 9-9, 5th WAC
Home: 11-4
Road: 4-8
Neutral: 0-1
Long Win Streak: 4
Long Loss Streak: 3
Vs. Ranked Teams: 0-3
Coach: Roger Reid

| DATE | OPPONENT | SCORE | W/L |
|------|--------------------------|--------|-----|
| N 25 | Boise State | 86-71 | W |
| N 28 | at Nevada-Reno | 77-79 | L |
| D 2 | at No. 8 Mississippi St. | 74-79 | L |
| D 5 | Utah State | 76-52 | W |
| D 8 | CS-Northridge* | 99-74 | W |
| D 9 | Louisiana Tech* | 74-64 | W |
| D 12 | Weber State | 91-86 | W |
| D 22 | at Texas Tech | 71-81 | L |
| D 28 | Morgan State | 110-69 | W |
| J 2 | at No. 15 Utah | 77-83 | L |
| J 8 | Air Force | 68-64 | W |
| J 10 | Fresno State | 97-84 | W |
| J 13 | at San Diego State | 76-83 | L |
| J 15 | at Hawaii | 78-77 | W |
| J 18 | Wyoming | 84-75 | W |
| J 20 | Colorado State | 76-78 | L |
| J 25 | at New Mexico | 77-83 | L |
| J 27 | at UTEP | 90-82 | W |
| F 1 | New Mexico | 81-88 | L |
| F 3 | UTEP | 82-71 | W |
| F 8 | at Colorado St. | 76-81 | L |
| F 10 | at Wyoming | 81- | |

| | | | |
|------|----------------------|-------|---|
| J 9 | at Utah | 54-75 | L |
| J 14 | at San Diego State | 83-76 | W |
| J 16 | at Hawaii | 60-59 | W |
| J 21 | San Jose State | 75-44 | W |
| J 23 | Fresno State | 75-79 | L |
| J 28 | at UTEP | 72-87 | L |
| J 30 | at No. 12 New Mexico | 68-78 | L |
| F 6 | No. 20 Utah | 46-71 | L |
| F 11 | Hawaii | 81-68 | W |
| F 13 | San Diego State | 93-76 | W |
| F 18 | at Fresno State | 71-80 | L |
| F 20 | at San Jose St. (OT) | 74-76 | L |
| F 25 | No. 21 New Mexico | 64-85 | L |
| F 27 | UTEP | 85-64 | W |
| M 2 | vs. TCU+ | 90-74 | W |
| M 4 | vs. No. 8 Utah+ | 62-81 | L |

* Cougar Classic
+ WAC Tournament (Las Vegas)

1999-2000

Record: 22-11
Conference: 7-7, 6th MWC
Home: 14-2
Road: 6-9
Neutral: 2-0
Postseason: 2-1 NIT
Long Win Streak: 5
Long Loss Streak: 2
Vs. Ranked Teams: 0-2
Coach: Steve Cleveland

| DATE | OPPONENT | SCORE | W/L |
|------|--------------------|-------|-----|
| N 20 | Cal St.-Riverside | 91-62 | W |
| N 24 | Southern Utah | 92-66 | W |
| D 1 | at No. 4 Arizona | 62-86 | L |
| D 4 | at Denver | 81-58 | W |
| D 7 | Arizona State | 78-67 | W |
| D 10 | Texas Southern* | 76-61 | W |
| D 11 | Weber State* | 66-53 | W |
| D 18 | S. Carolina State | 76-43 | W |
| D 21 | at South Alabama | 63-64 | L |
| D 23 | at Fla. Int. (OT) | 83-75 | W |
| D 29 | at CS-Santa Barb. | 57-48 | W |
| J 5 | UC-Irvine | 77-66 | W |
| J 8 | at Utah State | 82-73 | W |
| J 10 | at UNLV | 77-75 | W |
| J 15 | Utah | 49-56 | L |
| J 20 | Wyoming | 87-78 | W |
| J 22 | Colorado State | 68-47 | W |
| J 27 | at Air Force | 55-60 | L |
| J 29 | at New Mexico | 69-78 | L |
| F 3 | at San Diego State | 72-50 | W |
| F 12 | at No. 21 Utah | 62-77 | L |
| F 17 | New Mexico | 74-78 | L |

| | | | |
|------|-------------------|-------|---|
| F 19 | UNLV | 83-82 | W |
| F 24 | at Colorado State | 54-68 | L |
| F 26 | at Wyoming | 70-85 | L |
| M 2 | Air Force | 73-52 | W |
| M 4 | San Diego State | 67-50 | W |
| M 9 | vs. New Mexico^ | 55-43 | W |
| M 10 | vs. Utah^ | 58-54 | W |
| M 11 | at UNLV^ | 56-79 | L |
| M 15 | Bowling Green+ | 81-54 | W |
| M 20 | So. Illinois+ | 82-57 | W |
| M 22 | at Notre Dame+ | 52-64 | L |

* Cougar Classic
^ MWC Tournament (Las Vegas)
+ NIT

2000-01

Record: 24-9
Conference: 10-4, T1st MWC
Home: 15-0
Road: 4-6
Neutral: 5-3
Postseason: 0-1 NCAA
Long Win Streak: 6
Long Loss Streak: 2
Coach: Steve Cleveland

| DATE | OPPONENT | SCORE | W/L |
|------|---------------------|--------|-----|
| N 21 | Elon College | 100-63 | W |
| N 25 | UC Santa Barbara | 67-53 | W |
| N 30 | at San Francisco | 70-80 | L |
| D 2 | at Arizona State | 52-80 | L |
| D 7 | Florida Intl. | 78-50 | W |
| D 9 | vs. Rice | 59-49 | W |
| D 14 | Southern Utah | 58-52 | W |
| D 16 | Utah State | 69-67 | W |
| D 21 | vs. Boise State* | 83-67 | W |
| D 22 | vs. Iowa St.* | 71-77 | L |
| D 23 | vs. USC* | 67-70 | L |
| D 28 | at Weber State | 84-75 | W |
| D 30 | South Alabama | 64-42 | W |
| J 2 | Idaho | 75-47 | W |
| J 6 | Texas A&M Corpus C. | 84-68 | W |
| J 13 | San Diego State | 79-50 | W |
| J 15 | UNLV | 91-63 | W |
| J 20 | at Colorado State | 55-60 | L |
| J 22 | at Wyoming | 78-85 | L |
| J 29 | Utah | 69-61 | W |
| F 1 | Air Force | 62-45 | W |
| F 3 | New Mexico | 65-49 | W |
| F 10 | at UNLV | 56-68 | L |
| F 12 | at San Diego State | 69-66 | W |
| F 15 | Wyoming | 79-63 | W |
| F 17 | Colorado State | 68-51 | W |
| F 24 | at Utah | 75-82 | L |

| | | | |
|------|-----------------|-------|---|
| M 1 | at New Mexico | 72-67 | W |
| M 3 | at Air Force | 51-50 | W |
| M 8 | vs. Air Force^ | 69-54 | W |
| M 9 | vs. Wyoming^ | 77-66 | W |
| M 10 | vs. New Mexico^ | 69-65 | W |
| M 15 | vs. Cincinnati# | 59-84 | L |

* Yahoo Sports Invitational (Lala, HI)
^ MWC Tournament (Las Vegas) - Champion
NCAA (San Diego)

2001-02

Record: 18-12
Conference: 7-7, T4th MWC
Home: 16-0
Road: 1-11
Neutral: 1-1
Postseason: 1-1 NIT
Long Win Streak: 8
Long Loss Streak: 3
Coach: Steve Cleveland

| DATE | OPPONENT | SCORE | W/L |
|------|------------------------|--------|-----|
| N 17 | at Univ. of San Diego | 70-59 | W |
| N 24 | Arizona State | 82-70 | W |
| N 28 | at UC Santa Barbara | 58-68 | L |
| D 1 | at Utah State (OT) | 81-90 | L |
| D 5 | Weber State | 65-47 | W |
| D 8 | Creighton | 61-52 | W |
| D 12 | at Lewis | 101-53 | W |
| D 15 | Idaho | 70-48 | W |
| D 22 | vs. No. 13 Stanford* | 81-76 | W |
| D 27 | CS Northridge | 84-70 | W |
| D 29 | Southern Utah | 79-58 | W |
| J 2 | San Francisco | 65-51 | W |
| J 5 | at Pepperdine (OT) | 79-82 | L |
| J 12 | San Diego State | 75-64 | W |
| J 15 | UNLV | 60-47 | W |
| J 19 | at New Mexico | 58-73 | L |
| J 21 | at Air Force | 64-74 | L |
| J 28 | at Utah | 66-71 | L |
| F 2 | Wyoming | 85-70 | W |
| F 4 | Colorado State | 57-52 | W |
| F 9 | at UNLV | 70-73 | L |
| F 11 | at San Diego State | 73-77 | L |
| F 16 | New Mexico | 68-62 | W |
| F 18 | Air Force | 67-51 | W |
| F 23 | Utah | 63-61 | W |
| F 28 | at Wyoming | 60-76 | L |
| M 2 | at Colorado State (OT) | 75-79 | L |
| M 7 | vs. San Diego State^ | 51-62 | L |
| M 14 | UC Irvine + | 78-55 | W |
| M 20 | at Memphis + | 69-80 | L |

* Las Vegas Showdown
^ MWC Tournament (Las Vegas)
+ NIT

2002-03

Record: 23-9
Conference: 11-3, T1st MWC
Home: 13-1
Road: 6-5
Neutral: 4-3
Postseason: 0-1 NCAA
Long Win Streak: 5
Long Loss Streak: 2
Vs. Ranked Teams: 0-2
Coach: Steve Cleveland

| DATE | OPPONENT | SCORE | W/L |
|------|----------------------|-------|-----|
| N 22 | vs. Toledo* | 71-56 | W |
| N 23 | vs. Kansas State* | 73-64 | W |
| N 25 | vs. St. Bonaventure* | 66-57 | W |
| N 30 | Rice | 95-56 | W |
| D 4 | at Arizona State | 64-60 | W |
| D 7 | at Creighton | 64-74 | L |
| D 11 | San Diego | 64-49 | W |
| D 14 | Utah State | 66-56 | W |
| D 21 | UC Santa Barbara | 69-56 | W |
| D 23 | at San Francisco | 72-84 | L |
| D 28 | Southern Utah | 93-60 | W |
| J 2 | Pepperdine | 84-68 | W |
| J 4 | vs. Oklahoma State+ | 65-78 | L |
| J 8 | at Weber State | 69-75 | L |
| J 11 | Idaho State | 77-58 | W |
| J 16 | UNLV | 85-77 | W |
| J 20 | at San Diego State | 80-69 | W |
| J 25 | Utah | 75-79 | L |
| F 1 | New Mexico | 80-64 | W |
| F 3 | Air Force | 65-33 | W |
| F 8 | at Wyoming | 74-66 | W |
| F 10 | at Colorado State | 77-68 | W |
| F 14 | at UNLV | 54-61 | L |
| F 17 | San Diego State | 66-64 | W |
| F 24 | at No. 23 Utah | 64-71 | L |



STEVE CLEVELAND

Years: 1997-2005 (8)

Record: 138-108 (.561)

Having rebuilt a BYU basketball program that had a 1-25 record prior to his arrival, Cleveland achieved a conference title in his fourth season and guided BYU to five consecutive postseason tournaments. Coming off his second conference championship in 2003, Cleveland was named the MWC Coach of the Year after his team finished 23-9 and earned an NCAA Tournament berth. With its invitation in 2004, BYU competed

in three NCAA Tournaments under Cleveland (2001, 2003, 2004). In 2000-01, BYU finished 24-9 while earning its first conference tournament title since 1992, its first regular-season championship since 1993 and its first NCAA bid since 1995. In 2001-02, Cleveland's team upset No. 13 Stanford, and during 2003-04 the Cougars upset then No. 25 Oklahoma State, who went on to win the Big 12 title and advance to the NCAA Final Four. He left BYU ranked fourth all-time in coaching victories and second all-time in Marriott Center wins. He is currently the head coach at Fresno State.

| | | | |
|------|--------------------------|-------|---|
| M 1 | at Air Force | 56-43 | W |
| M 3 | at New Mexico | 91-81 | W |
| M 6 | Wyoming | 69-50 | W |
| M 8 | Colorado State | 67-55 | W |
| M 13 | vs. New Mexico^ | 71-56 | W |
| M 14 | vs. Colorado State^ (OT) | 80-86 | L |
| M 20 | vs. No. 23 Connecticut# | 53-58 | L |

* Paradise Jam Tournament (Virgin Islands)
+ All-College Classic (Oklahoma City)
^ MWC Tournament (Las Vegas)
NCAA (Spokane, Wash.)

2003-04

Record: 21-9
Conference: 10-4, 2nd MWC
Home: 13-0
Road: 1-11
Neutral: 3-2
Postseason: 0-1 NCAA
Long Win Streak: 9
Long Loss Streak: 3
Vs. Ranked Teams: 1-1
Coach: Steve Cleveland

| DATE | OPPONENT | SCORE | W/L |
|------|-----------------------------|-------|-----|
| N 21 | Southern Utah | 88-54 | W |
| N 26 | at California | 46-47 | L |
| N 29 | Utah Valley State | 84-65 | W |
| D 2 | at Boise State | 75-69 | W |
| D 6 | vs. No. 25 Oklahoma St. + | 76-71 | W |
| D 10 | Western Oregon | 92-56 | W |
| D 13 | Southern California | 85-61 | W |
| D 20 | Weber State | 86-65 | W |
| D 23 | at Utah State | 74-76 | L |
| D 29 | vs. Idaho State* | 90-66 | W |
| D 30 | at Santa Clara* | 68-66 | W |
| J 2 | St. Mary's College (Calif.) | 70-55 | W |
| J 7 | at North Carolina State | 62-89 | L |
| J 12 | at San Diego State | 61-65 | L |
| J 17 | Colorado State | 82-53 | W |
| J 19 | Wyoming | 78-64 | W |
| J 24 | at Air Force | 52-74 | L |
| J 26 | at New Mexico | 63-65 | L |
| J 31 | at Utah | 56-64 | L |
| F 7 | UNLV | 64-61 | W |
| F 9 | San Diego State (OT) | 83-69 | W |
| F 14 | at Wyoming | 67-53 | W |
| F 16 | at Colorado State | 79-73 | W |
| F 21 | New Mexico | 88-71 | W |
| F 23 | Air Force | 67-61 | W |
| M 1 | Utah | 70-57 | W |
| M 6 | at UNLV | 89-88 | W |
| M 11 | vs. Wyoming^ | 79-74 | W |
| M 12 | vs. Utah^ | 51-54 | L |
| M 18 | vs. No. 20 Syracuse# | 75-80 | L |

+ Played at Delta Center, Salt Lake City
* Cable Car Classic (Santa Clara)
^ MWC Tournament (Denver)
NCAA Tournament (Denver)

2004-05

Record: 9-21
Conference: 3-11, T7th MWC
Home: 6-9
Road: 2-9
Neutral: 1-4
Long Win Streak: 3
Long Loss Streak: 5
Vs. Ranked Teams: 0-4
Coach: Steve Cleveland

| DATE | OPPONENT | SCORE | W/L |
|------|---------------------------|--------|-----|
| N 22 | vs. No. 4 North Carolina* | 50-86 | L |
| N 23 | vs. Stanford* | 53-62 | L |
| N 24 | at Chaminade* | 77-56 | W |
| N 27 | California | 64-67 | L |
| D 1 | at Utah State | 57-71 | L |
| D 4 | at USC | 82-87 | L |
| D 8 | Boise State | 90-77 | W |
| D 11 | vs. Washington State+ | 46-49 | W |
| D 18 | Utah State | 62-84 | L |
| D 21 | No. 16 N.C. State | 61-72 | L |
| D 23 | at Weber State | 79-61 | W |
| D 28 | Southern Utah | 77-52 | W |
| D 31 | Santa Clara | 87-74 | W |
| J 4 | at Saint Mary's | 51-72 | L |
| J 8 | San Diego State | 57-59 | L |
| J 11 | MSU-Billings | 110-70 | W |
| J 15 | at Colorado State | 67-74 | L |
| J 17 | at Wyoming | 71-83 | L |
| J 22 | Air Force | 49-52 | L |
| J 24 | New Mexico | 68-53 | W |
| J 31 | No. 25 Utah | 58-72 | L |
| F 5 | at UNLV (OT) | 82-72 | W |



DAVE ROSE

Years: 2005-Present (7)

Record: 185-54 (.774)

Dave Rose has guided BYU to six-straight 25-win seasons and six-straight trips to the NCAA Tournament — both program records. Rose coached last season's team to 26 victories and a win in the NCAA Tournament for a third-straight year. In 2010-11 he led BYU to a program record 32 wins and a trip to the Sweet 16 for the first time since 1981. With a 185-54 record, Rose has produced a seven-year resume that is nearly unmatched. In fact,

among the 40-plus coaches who took over a program in 2005, Rose has the best winning percentage (.774) and the most wins (185). His 185 victories place him fourth for best career starts (through seven seasons) by wins in NCAA history, ahead of the likes of Roy Williams, Larry Brown and Thad Matta. Rose is a three-time MWC Coach of the Year and two-time USBWA District VIII Coach of the Year. He is also second all-time at BYU in career victories and first in career winning percentage.

| | | | |
|------|--------------------|-------|---|
| F 7 | at San Diego State | 58-66 | L |
| F 12 | Wyoming | 58-59 | L |
| F 14 | Colorado State | 50-49 | W |
| F 19 | at New Mexico | 72-91 | L |
| F 21 | at Air Force | 39-70 | L |
| F 26 | at No. 13 Utah | 60-69 | L |
| M 5 | UNLV | 66-76 | L |
| M 10 | vs. New Mexico^ | 71-85 | L |

* EA SPORTS Maui Invitational
+ Played at Delta Center, Salt Lake City
^ MWC Tournament (Denver)

2005-06

Record: 20-9
Conference: 12-4, T2nd MWC
Home: 14-1
Road: 5-7
Neutral: 1-1
Postseason: 0-1 NIT
Long Win Streak: 6
Long Loss Streak: 2
Coach: Dave Rose

| DATE | OPPONENT | SCORE | W/L |
|------|---------------------------|--------|-----|
| N 18 | Loyola Marymount | 71-83 | L |
| N 22 | at Wash. St. (in Spokane) | 76-68 | W |
| N 26 | Southern Utah | 86-61 | W |
| N 30 | vs. Lamar+ | 97-74 | W |
| D 3 | at USC | 68-74 | L |
| D 7 | Boise State | 80-77 | W |
| D 10 | Northern Kentucky | 65-46 | W |
| D 17 | Weber State | 80-54 | W |
| D 22 | at Utah State | 80-91 | L |
| D 27 | Eastern Washington | 97-66 | W |
| D 30 | Tulsa | 68-49 | W |
| J 5 | at Air Force | 59-75 | L |
| J 7 | Utah | 72-60 | W |
| J 11 | at UNLV | 72-82 | L |
| J 18 | Wyoming | 80-67 | W |
| J 21 | at San Diego St. | 88-61 | L |
| J 25 | TCU (OT) | 89-80 | W |
| J 28 | at Colorado State | 86-84 | W |
| F 1 | at New Mexico | 77-71 | W |
| F 4 | Air Force | 65-59 | W |
| F 8 | at Utah | 79-60 | L |
| F 11 | UNLV | 75-72 | W |
| F 18 | at Wyoming | 74-68 | W |
| F 22 | San Diego State | 100-90 | W |
| F 25 | at TCU | 81-72 | W |
| M 1 | Colorado State | 77-69 | W |
| M 4 | New Mexico | 76-68 | W |
| M 9 | vs. Utah^ | 70-74 | L |
| M 15 | at Houston+ | 67-77 | L |

+ Played at Delta Center, Salt Lake City
^ MWC Tournament (Denver)
NIT

2006-07

Record: 25-9
Conference: 13-3, 1st MWC
Home: 17-0
Road: 6-7
Neutral: 2-2
Postseason: 0-1 NCAA
Long Win Streak: 8
Long Loss Streak: 2
Highest Rank: 21st AP
Final Rank: 24th AP
Vs. Ranked Teams: 3-3
Coach: Dave Rose

| DATE |
|------|
|------|

Conference: 14-2, 1st MWC
 Home: 16-0
 Road: 8-5
 Neutral: 3-3
 Postseason: 0-1 NCAA
 Long Win Streak: 9
 Long Loss Streak: 2
 Highest Rank: 20th AP
 Vs. Ranked Teams: 1-2
 Coach: Dave Rose

| DATE | OPPONENT | SCORE | W/L |
|------|--------------------------|--------|-----|
| N 10 | at Long Beach State | 74-34 | W |
| N 14 | Idaho State | 90-69 | W |
| N 16 | Jackson State* | 100-61 | W |
| N 20 | Hartford* | 97-73 | W |
| N 23 | vs. No. 6 Louisville* | 78-76 | W |
| N 24 | vs. No. 1 N. Carolina* | 63-73 | L |
| D 1 | at Portland | 78-54 | W |
| D 5 | Weber State | 72-57 | W |
| D 8 | vs. No. 9 Michigan St. + | 61-68 | L |
| D 12 | Lamar | 88-66 | W |
| D 15 | Pepperdine | 86-67 | W |
| D 21 | Southern Utah | 70-55 | W |
| D 29 | at Boise State | 70-73 | L |
| J 3 | Loyola Marymount | 91-62 | W |
| J 8 | at Wake Forest | 62-79 | L |
| J 12 | Colorado State | 92-73 | W |
| J 15 | at UNLV | 41-70 | L |
| J 19 | at Utah | 55-52 | W |
| J 23 | San Diego State | 59-56 | W |
| J 26 | New Mexico | 83-66 | W |
| J 30 | at Air Force | 69-53 | W |
| F 2 | at Wyoming | 73-63 | W |
| F 6 | TCU | 83-72 | W |
| F 13 | at Colorado State | 79-65 | W |
| F 16 | UNLV | 74-48 | W |
| F 20 | Utah | 67-59 | W |
| F 23 | at San Diego State | 65-69 | L |
| F 26 | at New Mexico (OT) | 70-69 | W |
| M 1 | Air Force | 76-57 | W |
| M 5 | Wyoming | 78-61 | W |
| M 8 | at TCU | 61-54 | W |
| M 13 | vs. Colorado State ^ | 89-62 | W |
| M 14 | vs. San Diego State ^ | 63-54 | W |
| M 15 | at UNLV ^ | 61-76 | L |
| M 20 | vs. Texas A&M# | 62-67 | L |

*Las Vegas Invitational
 + Played at EnergySolutions Arena (SLC)
 ^ MWC Tournament (Las Vegas)
 # NCAA Tournament (Anaheim, Calif.)

2008-09

Record: 25-8
 Conference: 12-4, T1st MWC
 Home: 14-2
 Road: 9-3
 Neutral: 2-3
 Postseason: 0-1 NCAA
 Long Win Streak: 10
 Long Loss Streak: 2
 Highest Rank: 25th AP
 Vs. Ranked Teams: 0-2
 Coach: Dave Rose

| DATE | OPPONENT | SCORE | W/L |
|------|----------------------------|-------|-----|
| N 14 | Long Beach State | 75-65 | W |
| N 18 | at Pepperdine | 82-53 | W |
| N 20 | North Florida* | 74-41 | W |
| N 21 | Rice* | 83-52 | W |
| N 22 | Cal Poly* | 76-64 | W |
| N 29 | at Idaho State | 85-65 | W |
| D 3 | at Weber State | 92-62 | W |
| D 6 | vs. Utah State+ | 68-63 | W |
| D 10 | Boise State | 94-56 | W |
| D 13 | Portland | 91-76 | W |
| D 20 | No. 20 vs. Arizona State-- | 75-76 | L |
| D 30 | at Tulsa (CBS C) | 74-68 | W |
| J 3 | No. 6 Wake Forest | 87-94 | L |
| J 6 | Western Oregon | 85-64 | W |
| J 10 | at Colorado State | 86-60 | W |
| J 13 | TCU | 73-61 | W |
| J 17 | at New Mexico | 62-81 | L |
| J 21 | UNLV | 70-76 | L |
| J 24 | San Diego State | 77-71 | W |
| J 27 | at Utah (OT) | 88-94 | L |
| J 31 | Wyoming | 84-60 | W |
| F 3 | at Air Force | 71-50 | W |
| F 11 | Colorado State | 94-60 | W |
| F 14 | at TCU | 79-63 | W |
| F 17 | New Mexico | 73-62 | W |
| F 21 | at UNLV | 74-75 | L |
| F 24 | at San Diego State | 69-59 | W |
| F 28 | Utah | 63-50 | W |

M 4 at Wyoming 78-68 W
 M 7 Air Force 54-49 W
 M 12 vs. Air Force ^ 80-69 W
 M 13 vs. San Diego State ^ 62-64 L
 M 19 vs. Texas A&M# 66-79 L
 * Basketball Travelers Invitational (Marriott Center)
 + Played at Energy Solutions Arena (Salt Lake City)
 ~ 2008 Stadium Shootout (Glendale, Ariz.)
 ^ MWC Tournament (Las Vegas)
 # NCAA Tournament (Philadelphia)

2009-10

Record: 30-6
 Conference: 13-3, 2nd MWC
 Home: 15-1
 Road: 10-4
 Neutral: 5-1
 Postseason: 1-1 NCAA
 Long Win Streak: 15
 Long Loss Streak: 1
 Highest Rank: 10th Coaches Poll
 Final Rank: 17th AP
 Vs. Ranked Teams: 0-3
 Coach: Dave Rose

| DATE | OPPONENT | SCORE | W/L |
|------|----------------------|---------|-----|
| N 13 | Bradley | 70-60 | W |
| N 17 | Idaho State | 87-53 | W |
| N 20 | at Hawaii | 83-65 | W |
| N 24 | Southern | 107-51 | W |
| N 27 | Weber State | 87-70 | W |
| D 2 | at Utah State | 61-71 | L |
| D 5 | vs. San Francisco+ | 69-43 | W |
| D 8 | Arizona State | 81-68 | W |
| D 12 | at Fresno State | 72-67 | W |
| D 17 | Wagner* | 77-61 | W |
| D 19 | Eastern Washington* | 91-34 | W |
| D 22 | vs. Nevada* | 110-104 | W |
| D 23 | vs. Nebraska* | 88-66 | W |
| D 28 | at Arizona-- | 99-69 | W |
| J 2 | Eastern New Mexico | 95-49 | W |
| J 6 | UNLV | 77-73 | W |
| J 9 | at UTEP | 83-77 | W |
| J 13 | at Air Force | 67-49 | W |
| J 16 | Colorado State | 91-47 | W |
| J 20 | Wyoming | 81-66 | W |
| J 23 | at San Diego State | 71-69 | W |
| J 27 | at No. 23 New Mexico | 72-76 | L |
| J 30 | Utah | 82-69 | W |
| F 2 | TCU | 76-56 | W |
| F 6 | at UNLV | 74-88 | L |
| F 13 | Air Force | 91-48 | W |
| F 17 | at Colorado State | 92-70 | W |
| F 20 | at Wyoming | 85-63 | W |
| F 24 | San Diego State | 82-68 | W |
| F 27 | No. 10 New Mexico | 81-83 | L |
| M 3 | at Utah | 71-51 | W |
| M 6 | at TCU | 107-77 | W |
| M 11 | vs. TCU ^ | 95-85 | W |
| M 12 | at UNLV ^ | 66-70 | L |
| M 18 | vs. Florida# (2OT) | 99-92 | W |
| M 20 | vs. Kansas State# | 72-84 | L |

* Las Vegas Classic
 + Played at EnergySolutions Arena (Salt Lake City)
 ~ 2009 Fiesta Bowl Classic
 ^ MWC Tournament (Las Vegas)
 # NCAA Tournament (Oklahoma City)

2010-11

Record: 32-5
 Conference: 14-2, T1st MWC
 Home: 13-1
 Road: 10-1
 Neutral: 9-3
 Postseason: 2-1 NCAA
 Long Win Streak: 10
 Long Loss Streak: 1
 Highest Rank: 3rd AP/Coaches Poll
 Final Rank: 10th AP
 Vs. Ranked Teams: 3-2
 Coach: Dave Rose

| DATE | OPPONENT | SCORE | W/L |
|------|---------------------------|--------|-----|
| N 12 | Fresno State | 83-56 | W |
| N 17 | Utah State | 78-72 | W |
| N 20 | Chicago State* | 109-60 | W |
| N 23 | Mississippi Valley State* | 83-36 | W |
| N 26 | vs. South Florida (2OT)* | 77-75 | W |
| N 27 | vs. Saint Mary's* | 74-73 | W |
| D 1 | at Creighton ^ | 77-65 | W |
| D 4 | vs. Hawaii | 78-57 | W |
| D 8 | vs. Vermont | 86-58 | W |
| D 11 | vs. Arizona | 87-65 | W |
| D 18 | vs. UCLA# | 79-86 | L |

| | | | |
|------|-----------------------|--------|---|
| D 21 | at Weber State | 72-66 | W |
| D 23 | UTEP | 89-68 | W |
| D 30 | at Buffalo | 90-82 | W |
| J 1 | Fresno Pacific | 93-57 | W |
| J 5 | at UNLV | 89-77 | W |
| J 8 | Air Force | 76-66 | W |
| J 11 | at Utah | 104-79 | W |
| J 18 | TCU | 83-67 | W |
| J 22 | at Colorado State | 94-85 | W |
| J 26 | San Diego State | 71-58 | W |
| J 29 | at New Mexico | 77-86 | L |
| F 2 | at Wyoming | 69-62 | W |
| F 5 | UNLV | 78-64 | W |
| F 9 | at Air Force | 90-52 | W |
| F 12 | Utah | 72-59 | W |
| F 19 | at TCU | 79-56 | W |
| F 23 | Colorado State | 84-76 | W |
| F 26 | at San Diego State | 80-67 | W |
| M 2 | New Mexico | 64-82 | L |
| M 5 | Wyoming | 102-78 | W |
| M 10 | vs. TCU-- | 64-58 | W |
| M 11 | vs. New Mexico-- | 87-76 | W |
| M 12 | vs. San Diego State-- | 54-72 | L |
| M 17 | vs. Wofford% | 74-66 | W |
| M 19 | vs. Gonzaga% | 89-67 | W |
| M 24 | vs. Florida (OT)@ | 64-83 | L |

* South Padre Island Invitational
 ^ Mountain West-Missouri Valley Challenge
 # John R. Wooden Classic
 ~ Conoco MWC Championships
 % NCAA Tournament Second/Third Round (Denver)
 @ NCAA Regional Semifinals (New Orleans)

2011-12

Record: 26-9
 Conference: 12-4, 3rd WCC
 Home: 13-3
 Road: 8-3
 Neutral: 5-3
 Postseason: 1-1 NCAA
 Long Win Streak: 5
 Long Loss Streak: 1
 Vs. Ranked Teams: 1-4
 Coach: Dave Rose

| DATE | OPPONENT | SCORE | W/L |
|------|-----------------------|-------|-----|
| N 11 | at Utah State | 62-69 | L |
| N 15 | BYU-Hawaii | 73-52 | W |
| N 18 | Longwood ^ | 92-60 | W |
| N 22 | Prairie View A&M ^ | 90-51 | W |
| N 25 | vs. Nevada ^ | 76-55 | W |
| N 26 | vs. Wisconsin ^ | 56-73 | L |
| N 30 | vs. Northern Arizona@ | 87-52 | W |
| D 3 | vs. Oregon | 79-65 | W |
| D 7 | Weber State | 94-66 | W |
| D 10 | at Utah | 61-42 | W |
| D 17 | Baylor | 83-86 | L |
| D 20 | Buffalo | 93-78 | W |
| D 22 | UC Santa Barbara | 89-75 | W |
| D 27 | Cal State San Marcos | 79-51 | W |
| D 29 | at Saint Mary's | 82-98 | L |
| D 31 | San Diego | 88-52 | W |
| J 5 | at Loyola Marymount | 73-65 | W |
| J 7 | San Francisco | 81-56 | W |
| J 14 | Santa Clara | 95-78 | W |
| J 16 | at San Diego | 82-63 | W |
| J 19 | Loyola Marymount | 68-82 | L |
| J 21 | at Pepperdine | 77-64 | W |
| J 25 | at Virginia Tech | 70-68 | W |
| J 28 | Saint Mary's | 66-80 | L |
| F 2 | Gonzaga | 83-73 | W |
| F 4 | at Portland | 79-60 | W |
| F 11 | Pepperdine | 86-48 | W |
| F 16 | at San Francisco | 85-84 | W |
| F 18 | at Santa Clara | 82-67 | W |
| F 23 | at Gonzaga | 63-74 | L |
| F 25 | Portland | 76-66 | W |
| M 2 | vs. San Diego+ | 73-68 | W |
| M 3 | vs. Gonzaga+ | 58-77 | L |
| M 13 | vs. Iona# | 78-72 | W |
| M 15 | vs. Marquette# | 68-88 | L |

^ = Chicago Invitational Challenge
 @ = Lumberjack Classic
 + = WCC Championships
 # = NCAA Tournament

| NAME | YEAR | SCORE | W/L |
|------------------|------------------|-------|-----|
| Ron Abegglen | 1959-60-61 | | |
| Charles Abouo | 2009-10-11-12 | | |
| Jarkko Ahlbom | 1996-97-98 | | |
| Austin Ainge | 2003-04-05-06-07 | | |
| Danny Ainge | 1978-79-80-81 | | |
| Doug Ainge | 1974 | | |
| Von Alleman | 1982-83 | | |
| Glen Allen | 1938-39-40 | | |
| John Allen | 2003 | | |
| Markland Allred | 1935-38 | | |
| John Alstrom | 1962-63 | | |
| Brian Ambrozich | 1972-73 | | |
| Belmont Anderson | 1972-73-74 | | |
| Blaine Anderson | 1954-55-56 | | |
| David Anderson | 1997 | | |
| Greg Anderson | 1977-78 | | |
| Harry Anderson | 1955-56-57 | | |
| Jack Anderson | 1956-57 | | |
| James Anderson | 2009-10-11 | | |
| Kenneth Anderson | 1924 | | |
| Steve Anderson | 1978-79-80 | | |
| Lou Andrus | 1963 | | |
| Steve Andrus | 1989-90 | | |
| Brett Applegate | 1983-84 | | |
| Rafael Araujo | 2003-04 | | |
| Jordan Archibald | 2000-01 | | |
| Lance Archibald | 1996-97-98-99 | | |
| Stan Ashby | 1962 | | |
| Alan Astle | 1984-87-88-89 | | |
| David Astle | 1990-91-92-93 | | |
| Nate Austin | 2012 | | |
| Bryce Bailey | 1944-45-46-47 | | |
| Dave Bailey | 1971-72 | | |
| Maynard Bailey | 1945 | | |
| Clyde Baker | 1970-71 | | |
| Jimmy Balderson | 2002-05-06-07 | | |
| Wilburn Ball | 1933 | | |
| Greg Ballif | 1978-79-80-81-82 | | |
| Mark Ballif | 1929-30 | | |
| Dave Barber | 1960 | | |
| Bruce Barron | 1968-69 | | |
| Gary Batchelor | 1961-62-63 | | |
| Ivan Beem | 1947-48-49-50 | | |
| Doug Beck | 1957 | | |
| Chad Beckstead | 1937-38 | | |
| Ron Bell | 1960 | | |
| John Benson | 1955-56-57 | | |
| Jim Benton | 1935 | | |
| Grant Berges | 1995-96-97 | | |
| Mike Berning | 1974 | | |
| Frank Berrett | 1959-60 | | |
| Sherrell Berrett | 1959 | | |
| Roland Bevell | 1960-61 | | |
| Lowell Biddulph | 1925 | | |
| Mark Bigelow | 1999-02-03-04 | | |
| Nick Bird | 1923 | | |
| Gus Black | 1935-36-37 | | |

AAA

| | |
|-----------------|---------------|
| Bill Blumenthal | 1962-63-64 |
| Daniel Bobik | 2001-02 |
| Ralph Bonham | 1953 |
| Malcolm Booth | 1938 |
| Danny Bower | 1998-99 |
| Ricky Bower | 2003-04 |
| Shawn Bradley | 1991 |
| Paul Briggs | 1989-90 |
| Lloyd Brink | 1939-40-41 |
| Eldon Brinley | 1928-29-30-31 |
| Rashaun Broadus | 2006-07 |
| Walter Brooks | 1935-36 |
| Tyrone Brown | 1997 |
| Vince Bryan | 1988-89 |
| Jay Bunker | 1971-72-73 |
| Sam Burgess | 2005-06-07-08 |
| Van Burgess | 1953-54-55 |
| Bruce Burton | 1961-62-63 |

CCC

| | |
|--------------------|------------------|
| Nathan Call | 1987-88-91-92 |
| Elbert Campbell | 1935 |
| Jeff Campbell | 1991-95-96-97 |
| Hugh Cannon | 1934-35-36 |
| Bobby Capener | 1982-83-86-87 |
| Matt Carlino | 2012 |
| Jon Carlisle | 2002 |
| Nate Chappell | 1999 |
| Jeff Chatman | 1985-86-87-88 |
| Jay Cheesman | 1974-75-76-77 |
| Larry Cheesman | 1977-78 |
| Junior Child | 1946-47 |
| Jacob Chrisman | 2001 |
| Bryce Christensen | 1940-41 |
| Craig Christensen | 1976-79-80-81-82 |
| Harold Christensen | 1951-52-53 |
| Jack Christensen | 1937-38-39 |
| Kurt Christensen | 1992-93-94 |
| Todd Christensen | 1996-99-00 |
| Lee Christiansen | 1930 |
| Fred Clark | 1918-19 |
| Randy Clark | 1947-48-49 |
| Grig Clawson | 1973-74-75 |
| Mark Clausen | 1988 |
| Robert Cochran | 1985-86 |
| Reed Collins | 1926-27-28 |
| Stan Collins | 1953-54 |
| Chris Collinsworth | 2008-11-12 |
| Kyle Collinsworth | 2011 |
| Jeff Congdon | 1964-65-66 |
| George Cooper | 1928-29-30-31 |
| Nathan Cooper | 1996-99-00-01 |
| Kresimir Cosic | 1971-72-73 |
| Wayne Cottle | 1950-51 |
| Bob Craig | 1949-50-51 |
| Steve Craig | 1976-79-80-81 |
| Jack Cravens | 1957-58 |
| Bill Crow | 1962-63 |
| Todd Crow | 1990 |
| Larry Crowley | 1960-61 |

| | |
|---------------|---------------|
| Dave Crowton | 1936 |
| Ralph Crowton | 1935-36-39 |
| Sherman Crump | 1952-53-54 |
| Ryan Cuff | 1993 |
| Lee Cummard | 2006-07-08-09 |
| Craig Cusick | 2012 |
| DDD | |
| Dick | |



| | | | | | | | | | | | |
|---------------------|------------------|-------------------|------------------|--------------------|------------------|-------------------|------------------|--------------------------|------------------|-----------------|------------------|
| Floyd Garn | 1931-32 | Ken James | 1965-66-67 | Russell Magleby | 1928-29-30-31 | Albert Page | 1919-20 | Bryon Ruffner | 1996 | Michael Tompson | 1997 |
| Alma Garrett | 1946-47 | Hal Jensen | 1956-57 | Logan Magnusson | 2010-11 | Bill Pardoe | 1938 | Paul Ruffner | 1969-70 | Byron Toone | 1950 |
| Todd Gentry | 1990 | Jay Jensen | 1947 | Fernando Malaman | 2006-07 | Averian Parrish | 1986 | Scott Runia | 1977-78-79-80 | Andy Toolson | 1985, 88-89-90 |
| Earl Giles | 1934-35-36-37 | Jared Jensen | 2002-03-04-05 | Jack Mannion | 1961 | Lynn Parsons | 1967-68-69 | SSS | | Bill Treu | 1958 |
| Floyd Giles | 1941-42-43-46 | John Jensen | 1945 | Nick Martineau | 2008-11-12 | Truman Partridge | 1922-23 | Timo Saarelainen | 1981-82-83-84-85 | Gary Trost | 1988-91-92-93 |
| Lynn Gleave | 1958 | Lawrell Jensen | 1930 | Nick Mateljan | 1953-54-55 | Herschel Pederson | 1954-55-56 | Nick Sanderson | 1992-93 | Steve Trumbo | 1979-80-81-82 |
| Elwood Gleedhill | 1923 | Bart Jepsen | 1998-01-02-03 | Anthony Matthews | 1985-86 | Marty Perry | 1983-84-85 | Kevin Santiago | 1989-90 | Marlow Turpin | 1935-36-37 |
| Tom Gneiting | 1985-86-87 | Bret Jepsen | 1995-98-99 | LeRoy Maughan | 1966-69-70 | Jared Peterson | 1998 | Mark Santiago | 1991-92 | UUU | |
| George Gourley | 1933 | Jim Jimas | 1965-66-67 | Mike Maxwell | 1980-82 | Morris Peterson | 1953-54 | Kalevi (Moni) Sarkalahti | 1971-72-73 | Jim Usevitch | 1983-84-87-88 |
| Lee Gourley | 1935 | Joe Johnson | 1932-33-34-35 | Mike May | 1977-78 | Rolfe Peterson | 1942-46 | LaVon Satterfield | 1950 | VVV | |
| R. Clark Greenhalgh | 1945-46-49 | Lloyd Johnson | 1961-62 | Dave McGuire | 1978-79-81 | Russ Peterson | 1956-57-58-59 | Randy Schouten | 1966-67-68 | Veikko Vainio | 1969-70-71 |
| Tom Griggs | 1924 | Lou Johnson | 1930-31-32 | Emerson McOmber | 1933 | Ed Pinegar | 1954-55-56 | Steve Schreiner | 1988-89-90-91 | Don Volpi | 1958 |
| Dick Grimmitt | 1934 | Dick Jones | 1949-50-51 | Jim McIntyre | 1960 | Jesse Pinegar | 2001-02 | Ron Selleaze | 1998 | Michael Vranes | 1997-99-00-01 |
| Earl Groesbeck | 1925 | Robert Jones | 1991-92 | Garner Meads | 2001-04-05 | Matt Pinegar | 2009 | Josh Sharp | 2012 | WWW | |
| Holden Gunnett | 1935-39 | Russ Jones | 1957-58 | Steve Merta | 1962 | Trent Plaisted | 2005-06-07-08 | Ty Shippen | 2001 | Brent Wade | 1986-87 |
| John Gustin | 1957-58 | Troy Jones | 1973-74-75-76 | Mark Michaelis | 1999 | Alan Pollard | 1983-85-86 | Jake Shoff | 2003-04 | Brady Walker | 1942-43-46-47 |
| HHH | | Craig Jorgensen | 1971-72-73 | Chris Miles | 2005-08-09-10 | Carl Pollard | 1984-85 | Ernest Shumway | 1918 | Bud Walker | 1929 |
| Ed Hale | 1947 | KK | | Gary Miles | 1957-58-59 | Wendell Poulson | 1927 | Rickey Shumway | 1959 | Scott Warner | 1967-68-69-70 |
| Mike Hall | 2004-05 | Keegan Kane | 1991 | Paul Millar | 1963-64 | Pete Prusse | 1947 | Don Simmons | 1927 | Stan Watts | 1937-38 |
| Lynn Halvorsen | 1929 | Tom Karren | 1952-53-54 | Jared Miller | 1991-92-93 | Thomas Pyne | 1920 | Glen Simmons | 1918-22 | Richie Webb | 1981-84-85-86 |
| Lee Hamblin | 1943 | Ralph Keeler | 1919-22-23 | Jim Miller | 1969-70-71 | QQQ | | Scott Sinek | 1982-83-84-85 | Justin Weidauer | 1992-95-96-97-98 |
| Brian Hamilton | 1998-99 | Steve Kelly | 1969-70-71 | Mark Miller | 1960-63-64 | Bob Quinney | 1963-64-65 | Bob Skousen | 1959-62-63 | Joe Weight | 1946-47-48-49 |
| Chris Handy | 1998 | Jim Kelson | 1961-62-63 | Floyd Millet | 1933 | RRR | | Clarence Skousen | 1927-28-29 | Ken Weight | 1920-21-22 |
| Mark Handy | 1974-75-76-77 | Andy Kimball | 1945 | Duard Millett | 1943 | Gary Radunich | 1970 | Michael Smith | 1984, 87-88-89 | Fred Weimer | 1939-40-41 |
| Travis Hansen | 2001-02-03 | Paul Kitchen | 1956 | Wayne Millett | 1935 | Lloyd Rasmussen | 1954-55 | Don Snow | 1940-41-42 | Neil Welling | 1943-44-45 |
| Don Hanson | 1943 | Greg Kite | 1980-81-82-83 | Roland Minson | 1949-50-51 | Mahlon Rasmusson | 1943 | Greg Snow | 1972-73-74-75 | Mekeli Wesley | 1998-99-00-01 |
| Chauncey Harmon | 1925 | Nate Knight | 2001 | John Moala | 1997 | Craig Raymond | 1965-66-67 | Bill Snow | 1921-27 | Vern Whatcott | 1949-50 |
| Damarcus Harrison | 2012 | Shane Knight | 1991-92-93-94-95 | Matt Montague | 1997-00-01-02 | Mark Reeve | 1927-28-29-30 | Scott Sonnenberg | 1997 | Jack Whipple | 1947-48-49-50 |
| Irel Hart | 1927 | Steve Kramer | 1964-65-66 | Scott Moon | 1990-91 | Fenton Reeves | 1920 | Meade Squire | 1946-47 | Trent Whiting | 2001 |
| Noah Hartsock | 2009-10-11-12 | LaVar Kump | 1936-37-38 | Lamont Morgan, Jr. | 2009-10 | Brock Reichner | 2005-06 | Jim Spencer | 1959 | Jay Whitman | 1932-33-34-35 |
| Jacob Hawkins | 1999 | Ron Kump | 1954 | Tim Mould | 1976 | Randy Reid | 1990-93-94-95-96 | Jon Stanley | 1964-65 | Craig Wilcox | 1994-95 |
| Marty Haws | 1985-87-88-89-90 | Gene Kunz | 1961-62 | Ben Murdock | 2007-08 | Robbie Reid | 1994-95 | George Staples | 1930 | Mel Wilkes | 1956-57-58 |
| Tyler Haws | 2010 | LLL | | Bert Myers | 1959-60 | George Rekoutis | 1964 | Ron Steinke | 1960-61-62-63 | Chris Williams | 1974-75-76 |
| Leon Heaps | 1951-52 | Timo Lampen | 1961 | NNN | | Dale Rex | 1941-42-43 | Tom Steinke | 1955-56-57 | Frank Willis | 1919 |
| Don Helm | 1958 | Dean Larsen | 1952-53-54 | Nick Nakic | 1977 | Keith Rice | 1978-79 | Neil Stephens | 1953 | Bob Wilson | 1961-62 |
| Mike Herring | 1988-89 | Russell Larson | 1992-93-94-95 | Terry Nashif | 2002-03-04-05 | Bob Ricks | 1957 | Brent Stephenson | 1986-87 | Anson Winder | 2012 |
| Mark Heslop | 1986-89-90-91-92 | Vance Law | 1975-76-77 | Ross Neilson | 1923 | Doug Richards | 1972-73-74 | Reed Stewart | 1923-24-25 | Joe Winters | 1943 |
| Bruce Hill | 1959-60 | Veryl Law | 1974-75-76-77 | Byron Nelson | 1931-32-33-34 | Frosty Richards | 1924-25-26-27 | Chris Stock | 1996 | David Wolfe | 1988-89 |
| Gary Hill | 1965-66-67 | Luiz Lemes | 2003-04 | Joe Nelson | 1947-48-49-50 | Harry Richards | 1918-19-20-21 | Earl Sumsion | 1918 | Kevin Woodberry | 2003-04 |
| Russ Hillman | 1949-50-51 | Drew Leonard | 1937 | Dick Nemelka | 1964-65-66 | Joe Richey | 1951-52-53 | Russell Swenson | 1921-22-26 | Frank Wright | 1935-36 |
| Willard Hirschi | 1954-55-56 | Malcolm LeSueur | 1932-33 | John Nicoll | 1958-59 | Grant Richins | 1943 | TTT | | Leslie Wright | 1927-28-29 |
| Bryan Hofheins | 1995-96 | Dave Lewis | 1954-55-56 | David Nielsen | 1999-00 | Vir Richins | 1938-39 | Nick Taggart | 1997-00 | Paul Wyatt | 1963-64 |
| Jim House | 1967 | John Lewis | 1963 | Eric Nielsen | 1997-00-01-02 | Silester Rivers | 1999-00 | Jonathan Tavernari | 2007-08-09-10 | YYY | |
| Bob Howard | 1923-24-25-26 | Kari Liimo | 1967-68-69 | Gifford Nielsen | 1974-75 | Charles Roberts | 1937-38 | Alan Taylor | 1977-78-79-80 | Robbie Yates | 1997-98 |
| Dan Howard | 2000-01-02-03 | Shawn Lindquist | 1993-94 | Kevin Nielsen | 1978-79-82-83-84 | Fred Roberts | 1979-80-81-82 | Brian Taylor | 1983-84-87-88 | Ike Young | 1923 |
| Doug Howard | 1968-69-70 | Chick Little | 1946-47 | Stan Nielsen | 1940-41 | Glen Roberts | 1977-78-79 | Snide Taylor | 1924 | Keena Young | 2005-06-07 |
| Greg Humphreys | 1986-87 | John Lloyd | 1990 | Chris Nikchevich | 1983-84-85 | Kenneth Roberts | 1991-94-95-96 | John Taylor | 1953-54 | ZZZ | |
| Dale Hunt | 1941 | Wesley Lloyd | 1924-25-26 | Kevin Nixon | 1992-93 | Marc Roberts | 2000-03-04 | Terry Tebbs | 1954-55-56 | Brock Zylstra | 2010-11-12 |
| Jim Hunter | 1931-32-33-34 | Matt Lohner | 1995-96 | Reed Noble | 1975-76 | Neil Roberts | 1965-66-67 | Roy Thacker | 1957-58-59 | | |
| Mel Hutchins | 1947-48-50-51 | Paul Loveday | 1966-67 | OOO | | Burl Robison | 1930-31-32-33 | Ted Thiel | 1947-48-49 | | |
| III | | Michael Loyd, Jr. | 2008-10 | Ralph Olsen | 1951-52 | Stephen Rogers | 2011-12 | Cy Thompson | 1943 | | |
| Rags Ingersoll | 1924-25-28-29 | Terrell Lyday | 2000-01 | Roy Olsen | 1945-46-47 | Elwood Romney | 1930-31-32-33 | Jay Thompson | 1994-95-96 | | |
| Bob Inglis | 1960 | Chris Lynch | 1988 | Bob Orr | 1941-42-43 | Golden Romney | 1923-24-25-26 | Jermaine Thompson | 1996 | | |
| Vuk Ivanovic | 2006-07-08 | Walter Lyons | 1935 | Misho Ostarcevic | 1976-77 | Jerry Romney | 1950-51-52 | Paul Thompson | 1945 | | |
| Ivan Iverson | 1937 | Marty Lythgoe | 1967-68-69 | Clarence Osterhues | 1949-50 | Archie Rose | 2008-2009 | Verne Thompson | 1976-77 | | |
| JJJ | | MMM | | Don Overly | 1940-41 | Mike Rose | 2004-05-06-07 | Paul Thorn | 1929 | | |
| Elwood Jackson | 1922 | Gavin MacGregor | 2007 | Dick Owen | 1947 | Lynn Rowe | 1955-56-57 | Dick Thorne | 1952 | | |
| Gee Jackson | 1942 | Mac Madsen | 1954-58-59 | PPP | | Owen Rowe | 1927-28-29 | James Thorne | 1951 | | |
| Boyd Jarman | 1951-52-53 | McRay Magleby | 1930-31 | Paul Packard | 1922-23-24-25 | Bill Ruffner | 1964-66 | Phil Tollestrup | 1970-71-72 | | |

BYU COACHING BREAKDOWN

| YEAR | COACH | CONF. | FINISH | CONF. REC. | OVERALL | OFF. | DEF. | DIFF. |
|------|-----------------|-------|--------|------------|---------|------|------|-------|
| 2012 | Dave Rose | WCC | 3rd | 12-4 | 26-9 | 77.9 | 67.4 | +10.5 |
| 2011 | Dave Rose | MWC | T1st | 14-2 | 32-5 | 81.4 | 67.9 | +13.5 |
| 2010 | Dave Rose | MWC | 2nd | 13-3 | 30-6 | 83.1 | 66.4 | +16.7 |
| 2009 | Dave Rose | MWC | T1st | 12-4 | 25-8 | 77.1 | 65.2 | +11.9 |
| 2008 | Dave Rose | MWC | 1st | 14-2 | 27-8 | 73.7 | 63.2 | +10.5 |
| 2007 | Dave Rose | MWC | 1st | 13-3 | 25-9 | 78.1 | 69.0 | +9.1 |
| 2006 | Dave Rose | MWC | T2nd | 12-4 | 20-9 | 76.2 | 71.7 | +4.5 |
| 2005 | Steve Cleveland | MWC | T7th | 3-11 | 9-21 | 65.7 | 69.0 | -3.3 |
| 2004 | Steve Cleveland | MWC | 2nd | 10-4 | 21-9 | 71.4 | 65.6 | +5.8 |
| 2003 | Steve Cleveland | MWC | T1st | 11-3 | 23-9 | 71.8 | 63.5 | +8.3 |
| 2002 | Steve Cleveland | MWC | T4th | 7-7 | 18-12 | 70.5 | 65.0 | +5.5 |
| 2001 | Steve Cleveland | MWC | T1st | 10-4 | 24-9 | 70.4 | 62.7 | +7.7 |
| 2000 | Steve Cleveland | MWC | 6th | 7-7 | 22-11 | 70.5 | 63.8 | +6.7 |
| 1999 | Steve Cleveland | WAC | 5th | 6-8 | 12-16 | 71.8 | 73.4 | -1.6 |
| 1998 | Steve Cleveland | WAC | 6th | 4-10 | 9-21 | 63.5 | 69.8 | -6.3 |
| 1997 | Tony Ingle | WAC | 16th | 0-16 | 0-19 | 58.3 | 78.9 | -20.6 |
| 1997 | Roger Reid | WAC | - | 0-0 | 1-6 | 62.9 | 80.3 | -17.4 |
| 1996 | Roger Reid | WAC | 5th | 9-9 | 15-13 | 82.3 | 78.4 | +3.9 |
| 1995 | Roger Reid | WAC | 2nd | 13-5 | 22-10 | 75.2 | 69.2 | +6.0 |
| 1994 | Roger Reid | WAC | 3rd | 12-6 | 22-10 | 79.4 | 74.4 | +5.0 |
| 1993 | Roger Reid | WAC | 1st | 15-3 | 25-9 | 81.0 | 71.9 | +9.1 |
| 1992 | Roger Reid | WAC | 1st | 12-4 | 25-7 | 80.2 | 69.6 | +10.6 |
| 1991 | Roger Reid | WAC | 2nd | 11-5 | 21-13 | 72.2 | 68.7 | +3.5 |
| 1990 | Roger Reid | WAC | 1st | 11-5 | 21-9 | 70.3 | 65.7 | +4.6 |
| 1989 | Ladell Andersen | WAC | 5th | 7-9 | 14-15 | 80.6 | 80.1 | +0.5 |
| 1988 | Ladell Andersen | WAC | 1st | 13-3 | 26-6 | 85.5 | 76.2 | +9.3 |
| 1987 | Ladell Andersen | WAC | 2nd | 12-4 | 21-11 | 82.3 | 77.2 | +5.1 |
| 1986 | Ladell Andersen | WAC | 4th | 11-5 | 18-14 | 72.8 | 70.6 | +2.2 |
| 1985 | Ladell Andersen | WAC | 3rd | 9-7 | 15-14 | 75.0 | 74.4 | +0.6 |
| 1984 | Ladell Andersen | WAC | 2nd | 12-4 | 20-11 | 78.5 | 75.0 | +3.5 |
| 1983 | Frank Arnold | WAC | 1st | 11-5 | 15-14 | 69.5 | 66.2 | +3.3 |
| 1982 | Frank Arnold | WAC | 4th | 9-7 | 17-13 | 62.8 | 58.4 | +4.4 |
| 1981 | Frank Arnold | WAC | 3rd | 12-4 | 25-7 | 78.8 | 71.1 | +7.7 |
| 1980 | Frank Arnold | WAC | 1st | 13-1 | 24-5 | 83.5 | 72.5 | +11.0 |
| 1979 | Frank Arnold | WAC | 1st | 10-2 | 20-8 | 85.0 | 76.6 | +8.4 |
| 1978 | Frank Arnold | WAC | 4th | 6-8 | 12-18 | 81.0 | 83.2 | -2.2 |
| 1977 | Frank Arnold | WAC | 7th | 4-10 | 12-15 | 74.6 | 75.1 | -0.5 |
| 1976 | Frank Arnold | WAC | 5th | 6-8 | 12-14 | 77.5 | 83.9 | -6.4 |
| 1975 | Glenn Potter | WAC | 6th | 5-9 | 12-14 | 79.3 | 80.3 | -1.0 |
| 1974 | Glenn Potter | WAC | 6th | 6-8 | 11-15 | 77.5 | 83.9 | -6.4 |
| 1973 | Glenn Potter | WAC | 2nd | 9-5 | 19-7 | 79.5 | 74.6 | +4.9 |
| 1972 | Stan Watts | WAC | 1st | 12-2 | 21-5 | 81.8 | 74.1 | +7.7 |
| 1971 | Stan Watts | WAC | 1st | 10-4 | 18-11 | 82.8 | 79.1 | +3.7 |
| 1970 | Stan Watts | WAC | 7th | 4-10 | 8-18 | 80.7 | 84.1 | -3.4 |
| 1969 | Stan Watts | WAC | 1st | 6-4 | 16-12 | 83.0 | 80.7 | +2.3 |
| 1968 | Stan Watts | WAC | 4th | 4-6 | 13-12 | 82.6 | 78.2 | +4.4 |
| 1967 | Stan Watts | WAC | 1st | 8-2 | 14-10 | 81.7 | 76.1 | +5.6 |
| 1966 | Stan Watts | WAC | 2nd | 6-4 | 20-9 | 95.5 | 82.9 | +12.6 |
| 1965 | Stan Watts | WAC | 1st | 8-2 | 21-7 | 94.3 | 84.1 | +10.2 |
| 1964 | Stan Watts | WAC | 3rd | 5-5 | 13-12 | 79.0 | 80.2 | -1.2 |
| 1963 | Stan Watts | WAC | 2nd | 6-4 | 12-14 | 77.1 | 78.3 | -1.2 |
| 1962 | Stan Watts | MSC | 4th | 5-9 | 10-16 | 70.5 | 74.9 | -4.4 |
| 1961 | Stan Watts | MSC | 3rd | 9-5 | 15-11 | 73.9 | 71.9 | +2.0 |
| 1960 | Stan Watts | MSC | 5th | 5-9 | 9-17 | 67.0 | 75.1 | -8.1 |
| 1959 | Stan Watts | MSC | 4th | 8-6 | 15-11 | 75.5 | 71.2 | +4.3 |
| 1958 | Stan Watts | MSC | 2nd | 9-5 | 13-13 | 65.3 | 66.7 | -1.4 |
| 1957 | Stan Watts | MSC | 1st | 11-3 | 19-9 | 70.7 | 67.1 | +3.6 |
| 1956 | Stan Watts | MSC | 2nd | 10-4 | 18-8 | 77.2 | 67.0 | +10.2 |
| 1955 | Stan Watts | MSC | 2nd | 10-4 | 13-13 | 72.7 | 71.0 | +1.7 |
| 1954 | Stan Watts | MSC | 2nd | 9-5 | 18-11 | 68.6 | 64.8 | +3.83 |
| 1953 | Stan Watts | MSC | 2nd | 11-3 | 22-8 | 69.2 | 56.2 | +13.0 |
| 1952 | Stan Watts | MSC | 2nd | 9-5 | 14-10 | 60.4 | 58.8 | +1.6 |
| 1951 | Stan Watts | RMC | 1st | 15-5 | 28-8 | 65.3 | 55.7 | +9.6 |
| 1950 | Stan Watts | RMC | 1st | 14-6 | 22-12 | 55.0 | 49.9 | +5.1 |

WCC=West Coast Conference; MWC=Mountain West Conference; WAC=Western Athletic Conference; MSC=Mountain State Conference (Skyline); RMC=Rocky Mountain Conference

MARRIOTT CENTER W/L RECORDS

| YEARS | HEAD COACH | W/L | PCT. |
|------------------------------|-----------------|----------------|--------------|
| 1971-72 | Stan Watts | 12-0 | 1.000 |
| Stan Watts Total | | 12-0 | 1.000 |
| 1972-73 | Glenn Potter | 11-3 | .786 |
| 1973-74 | Glenn Potter | 6-4 | .600 |
| 1974-75 | Glenn Potter | 9-6 | .533 |
| Glenn Potter Total | | 26-13 | .641 |
| 1975-76 | Frank Arnold | 7-5 | .583 |
| 1976-77 | Frank Arnold | 6-6 | .500 |
| 1977-78 | Frank Arnold | 9-4 | .692 |
| 1978-79 | Frank Arnold | 14-0 | 1.000 |
| 1979-80 | Frank Arnold | 12-2 | .857 |
| 1980-81 | Frank Arnold | 13-0 | 1.000 |
| 1981-82 | Frank Arnold | 11-5 | .688 |
| 1982-83 | Frank Arnold | 9-6 | .600 |
| Frank Arnold Total | | 81-28 | .743 |
| 1983-84 | Ladell Andersen | 14-1 | .933 |
| 1984-85 | Ladell Andersen | 9-5 | .643 |
| 1985-86 | Ladell Andersen | 12-4 | .750 |
| 1986-87 | Ladell Andersen | 10-4 | .786 |
| 1987-88 | Ladell Andersen | 16-2 | .889 |
| 1988-89 | Ladell Andersen | 10-5 | .667 |
| Ladell Andersen Total | | 71-21 | .783 |
| 1989-90 | Roger Reid | 15-0 | 1.000 |
| 1990-91 | Roger Reid | 10-6 | .625 |
| 1991-92 | Roger Reid | 14-1 | .933 |
| 1992-93 | Roger Reid | 13-1 | .929 |
| 1993-94 | Roger Reid | 14-2 | .875 |
| 1994-95 | Roger Reid | 14-0 | 1.000 |
| 1995-96 | Roger Reid | 11-4 | .733 |
| 1996-97 | Roger Reid | 1-4 | .143 |
| Roger Reid Total | | 92-18 | .821 |
| 1996-97 | Tony Ingle | 0-9 | .000 |
| Tony Ingle Total | | 0-9 | .000 |
| 1997-98 | Steve Cleveland | 4-10 | .286 |
| 1998-99 | Steve Cleveland | 9-5 | .643 |
| 1999-00 | Steve Cleveland | 14-2 | .875 |
| 2000-01 | Steve Cleveland | 15-0 | 1.000 |
| 2001-02 | Steve Cleveland | 16-0 | 1.000 |
| 2002-03 | Steve Cleveland | 13-1 | .929 |
| 2003-04 | Steve Cleveland | 13-0 | 1.000 |
| 2004-05 | Steve Cleveland | 6-8 | .429 |
| Steve Cleveland Total | | 90-26 | .776 |
| 2005-06 | Dave Rose | 14-1 | .933 |
| 2006-07 | Dave Rose | 17-0 | 1.000 |
| 2007-08 | Dave Rose | 16-0 | 1.000 |
| 2008-09 | Dave Rose | 14-2 | .875 |
| 2009-10 | Dave Rose | 15-1 | .938 |
| 2010-11 | Dave Rose | 13-1 | .929 |
| 2011-12 | Dave Rose | 13-3 | .813 |
| Dave Rose Total | | 102-8 | .927 |
| Total | | 474-123 | .794 |

BYU COACHING RECORDS

| YEARS | HEAD COACH | WON | LOST | PCT. |
|----------------|-------------------|-------------|-------------|-------------|
| 1902-03 | W.A. Colton | 4 | 5 | .444 |
| 1903-05 | (Unknown) | 12 | 6 | .667 |
| 1905-08 | C.T. Teetzel | 22 | 6 | .786 |
| 1908-10 | Fred Bennion | 16 | 6 | .727 |
| 1910-11 | Henry Rose | 8 | 0 | 1.000 |
| 1911-20 | E.L. Roberts | 58 | 20 | .744 |
| 1920-25 | Alvin Twitchell | 50 | 20 | .714 |
| 1925-28 | E.L. Roberts | 29 | 29 | .500 |
| | Roberts Overall | 87 | 49 | .640 |
| 1928-35 | G. Ott Romney | 139 | 71 | .662 |
| 1935-36 | Edwin R. Kimball | 16 | 9 | .640 |
| 1936-38 | Fred "Buck" Dixon | 25 | 23 | .521 |
| 1938-41 | Edwin R. Kimball | 43 | 29 | .597 |
| | Kimball Overall | 59 | 38 | .608 |
| 1941-49 | Floyd Millet | 104 | 77 | .575 |
| 1949-72 | Stan Watts | 371 | 254 | .594 |
| 1972-75 | Glenn Potter | 42 | 36 | .538 |
| 1975-83 | Frank Arnold | 137 | 94 | .593 |
| 1983-89 | Ladell Andersen | 114 | 71 | .616 |
| 1989-96 | Roger Reid | 152 | 77 | .664 |
| 1996-97 | Tony Ingle | 0 | 19 | .000 |
| 1997-05 | Steve Cleveland | 138 | 108 | .561 |
| 2005-Pres. | Dave Rose | 185 | 54 | .774 |
| OVERALL | | 1666 | 1014 | .622 |

POSTSEASON RECORDS

| STAN WATTS | ROGER REID |
|------------------------|------------------------|
| NCAA Overall - 4-10 | NCAA Overall - 2-5 |
| NIT Overall - 6-2 | NIT Overall - 1-1 |
| 1950 - NCAA - 1-1 | 1990 - NCAA - 0-1 |
| 1951 - NCAA - 1-2 | 1991 - NCAA - 1-1 |
| NIT - 3-0 | 1992 - NCAA - 0-1 |
| 1953 - NIT - 0-1 | 1993 - NCAA - 1-1 |
| 1954 - NIT - 0-1 | 1994 - NIT - 1-1 |
| 1957 - NCAA - 1-1 | 1995 - NCAA - 0-1 |
| 1965 - NCAA - 0-2 | |
| 1966 - NIT - 3-0 | STEVE CLEVELAND |
| 1969 - NCAA - 0-1 | NCAA Overall - 0-3 |
| 1971 - NCAA - 1-2 | NIT Overall - 3-2 |
| 1972 - NCAA - 0-1 | 2000 - NIT - 2-1 |
| | 2001 - NCAA - 0-1 |
| FRANK ARNOLD | 2002 - NIT - 1-1 |
| NCAA Overall - 3-3 | 2003 - NCAA - 0-1 |
| NIT Overall - 0-1 | 2004 - NCAA - 0-1 |
| 1979 - NCAA - 0-1 | |
| 1980 - NCAA - 0-1 | DAVE ROSE |
| 1981 - NCAA - 3-1 | NCAA Overall - 4-6 |
| 1982 - NIT - 0-1 | NIT Overall - 0-1 |
| | 2006 - NIT - 0-1 |
| | 2007 - NCAA - 0-1 |
| LADELL ANDERSEN | 2008 - NCAA - 0-1 |
| NCAA Overall - 2-3 | 2009 - NCAA - 0-1 |
| NIT Overall - 2-1 | 2010 - NCAA - 1-1 |
| 1984 - NCAA - 1-1 | 2011 - NCAA - 2-1 |
| 1986 - NIT - 2-1 | 2012 - NCAA - 1-1 |
| 1987 - NCAA - 0-1 | |
| 1988 - NCAA - 1-1 | |

YEAR-BY-YEAR TEAM STATISTICS

| YEAR | GMS | MINUTES | FG | FGA | FG% | 3 FG | 3 FGA | 3 FG% | FT | FTA | FT% | O-REB | D-REB | TOTAL REB. | RB AVG | PF | FO |
|-----------|-----|---------|------|------|-------|------|-------|-------|-----|-----|-------|-------|-------|------------|--------|-----|----|
| 1948-49 | 34 | | 837 | | | | | | 442 | 654 | 0.676 | | | | | 607 | |
| 1949-50 | 37 | | 670 | 1977 | 0.339 | | | | 420 | 668 | 0.629 | | | | | 563 | |
| 1950-51 | 37 | | 920 | 2611 | 0.352 | | | | 597 | 902 | 0.660 | | | 1457 | 39.4 | 709 | 25 |
| 1951-52 | 24 | | 576 | 1756 | 0.328 | | | | 299 | 482 | 0.620 | | | 901 | 37.5 | 442 | 15 |
| 1952-53 | 30 | | 743 | | 0.330 | | | | 566 | | 0.660 | | | 1392 | 46.4 | 558 | 22 |
| 1953-54 | 28 | | 697 | | 0.330 | | | | 529 | | 0.610 | | | 1335 | 47.7 | 539 | 9 |
| 1954-55 | 26 | | 685 | 2104 | 0.326 | | | | 522 | 808 | 0.646 | | | 1268 | 48.8 | 521 | |
| 1955-56 | 26 | | 735 | 2032 | 0.362 | | | | 536 | 770 | 0.696 | | | 1451 | 55.8 | 473 | 20 |
| 1956-57 | 28 | | 688 | 1956 | 0.352 | | | | 609 | 831 | 0.733 | | | 1230 | 43.9 | 508 | 18 |
| 1957-58 | 26 | | 646 | 1731 | 0.373 | | | | 405 | 650 | 0.623 | | | 1279 | 49.2 | 513 | 22 |
| 1958-59 | 26 | | 751 | 1822 | 0.412 | | | | 436 | 698 | 0.625 | | | 1402 | 53.9 | 470 | 22 |
| 1959-60 | 25 | | 630 | 1653 | 0.381 | | | | 416 | 613 | 0.679 | | | 1168 | 46.7 | 459 | 18 |
| 1960-61 | 26 | | 736 | 1790 | 0.411 | | | | 451 | 670 | 0.673 | | | 1255 | 48.3 | 524 | |
| 1961-62 | 26 | | 725 | 1910 | 0.380 | | | | 390 | 604 | 0.646 | | | 1293 | 49.7 | 530 | |
| 1962-63 | 26 | | 745 | 1825 | 0.408 | | | | 495 | 701 | 0.706 | | | 1273 | 49.0 | 596 | |
| 1963-64 | 25 | | 775 | 1775 | 0.437 | | | | 424 | 605 | 0.701 | | | 1220 | 48.8 | 508 | |
| 1964-65 | 28 | | 1014 | 2122 | 0.478 | | | | 611 | 825 | 0.741 | | | 1457 | 52.0 | 584 | |
| 1965-66 | 25 | | 946 | 1898 | 0.498 | | | | 496 | 693 | 0.720 | | | 1346 | 53.8 | 488 | |
| 1966-67 | 24 | | 762 | 1550 | 0.492 | | | | 436 | 644 | 0.678 | | | 1117 | 46.5 | 519 | |
| 1967-68 | 25 | | 787 | 1803 | 0.436 | | | | 490 | 720 | 0.681 | | | 1276 | 51.0 | 498 | |
| 1968-69 | 28 | | 903 | 2029 | 0.445 | | | | 519 | 785 | 0.661 | | | 1438 | 51.4 | 574 | |
| 1969-70 | 26 | | 812 | 1859 | 0.437 | | | | 472 | 718 | 0.657 | | | 1369 | 52.7 | 534 | |
| 1970-71 | 29 | | 918 | 1933 | 0.475 | | | | 565 | 805 | 0.702 | | | 1352 | 46.6 | 403 | |
| 1971-72 | 26 | | 801 | 1659 | 0.483 | | | | 526 | 736 | 0.715 | | | 1206 | 46.4 | 435 | 12 |
| 1972-73 | 26 | | 822 | 1701 | 0.483 | | | | 428 | 594 | 0.721 | | | 1240 | 47.7 | 365 | |
| 1973-74 | 26 | | 788 | 1730 | 0.455 | | | | 439 | 581 | 0.756 | | | 1137 | 43.7 | 492 | 12 |
| 1974-75 | 26 | | 819 | 1725 | 0.475 | | | | 424 | 613 | 0.692 | | | 1119 | 43.0 | 552 | 24 |
| 1975-76 | 26 | | 805 | 1722 | 0.467 | | | | 405 | 585 | 0.692 | | | 1162 | 44.7 | 572 | 31 |
| 1976-77 | 27 | | 800 | 1706 | 0.469 | | | | 413 | 571 | 0.723 | | | 1071 | 39.7 | 579 | 24 |
| 1977-78 | 30 | | 957 | 1974 | 0.485 | | | | 515 | 725 | 0.710 | | | 1126 | 37.5 | 640 | 39 |
| 1978-79 | 28 | | 940 | 1778 | 0.529 | | | | 501 | 717 | 0.699 | | | 1176 | 42.0 | 587 | 29 |
| 1979-80 | 29 | | 955 | 1830 | 0.522 | | | | 511 | 722 | 0.708 | | | 1224 | 42.2 | 543 | 21 |
| 1980-81 | 32 | | 960 | 1954 | 0.491 | | | | 600 | 840 | 0.714 | | | 1366 | 42.7 | 591 | 29 |
| 1981-82 | 30 | | 697 | 1511 | 0.461 | | | | 491 | 689 | 0.712 | | | 1118 | 37.2 | 507 | 14 |
| 1982-83 | 29 | | 761 | 1652 | 0.461 | | | | 492 | 687 | 0.716 | | | 1111 | 38.3 | 560 | 27 |
| 1983-84 | 31 | | 896 | 1762 | 0.509 | | | | 641 | 855 | 0.75 | | | 1076 | 34.7 | 624 | 17 |
| 1984-85 | 29 | | 821 | 1773 | 0.463 | | | | 533 | 789 | 0.676 | | | 1048 | 36.1 | 671 | 29 |
| 1985-86 | 32 | | 897 | 1917 | 0.468 | | | | 534 | 769 | 0.694 | | | 1171 | 36.6 | 654 | 22 |
| 1986-87 | 32 | | 965 | 1972 | 0.489 | 127 | 318 | 0.399 | 577 | 773 | 0.746 | | | 1186 | 37.1 | 673 | 15 |
| 1987-88 | 32 | | 976 | 1839 | 0.531 | 146 | 323 | 0.452 | 637 | 835 | 0.763 | | | 1160 | 36.3 | 597 | 15 |
| 1988-89 | 29 | | 838 | 1675 | 0.500 | 135 | 359 | 0.376 | 527 | 647 | 0.815 | | | 968 | 33.4 | 574 | 14 |
| 1989-90 | 30 | | 739 | 1482 | 0.499 | 140 | 311 | 0.450 | 492 | 684 | 0.719 | | | 925 | 30.8 | 584 | 21 |
| 1990-91 | 34 | | 876 | 1796 | 0.488 | 121 | 303 | 0.399 | 581 | 825 | 0.704 | 348 | 811 | 1257 | 37.0 | 660 | 18 |
| 1991-92 | 32 | | 877 | 1762 | 0.498 | 214 | 497 | 0.431 | 599 | 813 | 0.737 | 302 | 760 | 1176 | 36.8 | 621 | 20 |
| 1992-93 | 34 | 6875 | 948 | 1905 | 0.498 | 161 | 443 | 0.363 | 697 | 909 | 0.767 | 405 | 837 | 1324 | 38.9 | 721 | 15 |
| 1993-94 | 32 | 6453 | 876 | 1779 | 0.492 | 141 | 444 | 0.318 | 647 | 880 | 0.735 | 330 | 741 | 1185 | 37.0 | 691 | 21 |
| 1994-95 | 32 | 6481 | 809 | 1743 | 0.464 | 170 | 486 | 0.350 | 617 | 798 | 0.773 | 338 | 693 | 1124 | 35.1 | 601 | 22 |
| 1995-96 | 28 | 5602 | 802 | 1690 | 0.475 | 112 | 335 | 0.334 | 587 | 767 | 0.765 | 307 | 652 | 1061 | 37.9 | 599 | |
| 1996-97 | 26 | 5218 | 578 | 1453 | 0.398 | 99 | 379 | 0.261 | 292 | 453 | 0.645 | 246 | 483 | 824 | 31.7 | 505 | 18 |
| 1997-98 | 30 | 6081 | 589 | 1571 | 0.375 | 194 | 638 | 0.304 | 534 | 749 | 0.713 | 328 | 620 | 1060 | 35.3 | 638 | |
| 1998-99 | 28 | 5650 | 671 | 1487 | 0.451 | 176 | 474 | 0.371 | 491 | 677 | 0.725 | 254 | 659 | 913 | 32.6 | 585 | 28 |
| 1999-2000 | 33 | 6624 | 795 | 1725 | 0.461 | 192 | 515 | 0.373 | 546 | 784 | 0.696 | 299 | 819 | 1118 | 33.9 | 640 | 15 |
| 2000-01 | 33 | 6600 | 744 | 1620 | 0.459 | 185 | 485 | 0.381 | 651 | 835 | 0.780 | 292 | 760 | 1052 | 31.9 | 691 | 23 |
| 2001-02 | 30 | 6076 | 711 | 1514 | 0.470 | 170 | 428 | 0.397 | 523 | 688 | 0.760 | 265 | 735 | 1000 | 33.3 | 561 | 18 |
| 2002-03 | 32 | 6425 | 765 | 1654 | 0.463 | 194 | 517 | 0.375 | 575 | 762 | 0.755 | 353 | 781 | 1134 | 35.4 | 688 | 23 |
| 2003-04 | 30 | 6025 | 764 | 1571 | 0.486 | 171 | 487 | 0.351 | 501 | 692 | 0.724 | 316 | 701 | 1017 | 33.9 | 566 | 14 |
| 2004-05 | 30 | 6025 | 690 | 1648 | 0.419 | 211 | 583 | 0.362 | 381 | 530 | 0.719 | 347 | 670 | 1017 | 33.9 | 551 | 10 |
| 2005-06 | 29 | 5925 | 782 | 1692 | 0.462 | 202 | 521 | 0.388 | 443 | 620 | 0.715 | 325 | 699 | 1024 | 35.3 | 582 | 12 |
| 2006-07 | 34 | 6876 | 972 | 1981 | 0.491 | 265 | 617 | 0.415 | 454 | 688 | 0.660 | 414 | 859 | 1273 | 37.4 | 662 | 13 |
| 2007-08 | 35 | 7025 | 906 | 1970 | 0.460 | 285 | 764 | 0.373 | 483 | 737 | 0.655 | 365 | 986 | 1351 | 38.6 | 618 | 12 |
| 2008-09 | 33 | 6625 | 909 | 1879 | 0.484 | 238 | 624 | 0.381 | 488 | 669 | 0.729 | 302 | 894 | 1196 | 36.2 | 607 | 14 |
| 2009-10 | 36 | 7250 | 1025 | 2120 | 0.483 | 292 | 700 | 0.417 | 650 | 823 | 0.790 | 367 | 965 | 1332 | 37.0 | 621 | 5 |
| 2010-11 | 37 | 7474 | 1019 | 2267 | 0.449 | 312 | 865 | 0.361 | 662 | 865 | 0.765 | 420 | 1005 | 1425 | 38.5 | 647 | 10 |
| 2011-12 | 35 | 7000 | 977 | 2099 | 0.465 | 233 | 679 | 0.343 | 540 | 771 | 0.700 | 381 | 966 | 1347 | 38.5 | 637 | 15 |

YEAR-BY-YEAR TEAM STATISTICS

| YEAR | ASSTS | TO | BLOCKS | STEALS | POINTS | PPG | WINS | LOSS | WIN % | CONF. W | CONF. L | PLACE, CONF. | NCAA/NIT | RECORD |
|---------|-------|----|--------|--------|--------|------|------|------|-------|---------|---------|--------------|----------|----------|
| 1948-49 | | | | | 2116 | 58.8 | 21 | 13 | 0.618 | 12 | 8 | 4th, SC | | |
| 1949-50 | | | | | 1760 | 55.0 | 22 | 12 | 0.647 | 14 | 6 | 1st, SC | NCAA | 1-1 |
| 1950-51 | 405 | | | | 2416 | 65.3 | 28 | 9 | 0.757 | 15 | 5 | 1st, SC | NCAA/NIT | 1-2/3-0* |
| 1951-52 | 171 | | | | 1451 | 60.4 | 14 | 10 | 0.583 | 9 | 5 | 2nd, SC | | |
| 1952-53 | | | | | 2052 | 68.5 | 22 | 8 | 0.733 | 11 | 3 | 2nd, SC | NIT | 0-1 |
| 1953-54 | | | | | 1923 | 68.6 | 18 | 11 | 0.621 | 9 | 5 | 3rd, SC | NIT | 0-1 |
| 1954-55 | | | | | 1892 | 72.8 | 13 | 13 | 0.500 | 10 | 4 | 2nd, SC | | |
| 1955-56 | | | | | 2006 | 77.2 | 18 | 8 | 0.692 | 10 | 4 | 2nd, SC | | |
| 1956-57 | | | | | 1985 | 70.1 | 19 | 9 | 0.679 | 11 | 3 | 1st, SC | NCAA | 1-1 |
| 1957-58 | | | | | 1697 | 65.3 | 12 | 14 | 0.462 | 9 | 5 | T2nd, SC | | |
| 1958-59 | | | | | 1965 | 75.6 | 15 | 11 | 0.577 | 8 | 6 | 4th, SC | | |
| 1959-60 | | | | | 1676 | 67.0 | 8 | 17 | 0.320 | 5 | 9 | 5th, SC | | |
| 1960-61 | | | | | 1923 | 74.0 | 15 | 11 | 0.577 | 9 | 5 | 3rd, SC | | |
| 1961-62 | | | | | 1834 | 70.5 | 10 | 16 | 0.385 | 5 | 9 | 4th, SC | | |
| 1962-63 | | | | | 1985 | 76.3 | 12 | 14 | 0.462 | 6 | 4 | 2nd, WAC | | |
| 1963-64 | | | | | 1974 | 79.0 | 13 | 12 | 0.520 | 5 | 5 | 3rd, WAC | | |
| 1964-65 | | | | | 2639 | 94.3 | 21 | 7 | 0.750 | 8 | 2 | 1st, WAC | NCAA | 0-2 |
| 1965-66 | | | | | 2388 | 95.5 | 20 | 5 | 0.800 | 6 | 4 | 2nd, WAC | NIT | 3-0* |
| 1966-67 | | | | | 1960 | 81.7 | 14 | 10 | 0.583 | 8 | 2 | T1st, WAC | | |
| 1967-68 | | | | | 2064 | 85.6 | 13 | 12 | 0.520 | 4 | 6 | T4th, WAC | | |
| 1968-69 | | | | | 2325 | 83.0 | 16 | 12 | 0.571 | 6 | 4 | T1st, WAC | NCAA | 0-1 |
| 1969-70 | | | | | 2096 | 80.6 | 8 | 18 | 0.308 | 4 | 10 | 7th, WAC | | |
| 1970-71 | | | | | 2401 | 82.8 | 18 | 11 | 0.621 | 10 | 4 | 1st, WAC | NCAA | 1-2 |
| 1971-72 | | | | | 2128 | 81.8 | 21 | 5 | 0.808 | 12 | 2 | 1st, WAC | NCAA | 0-1 |
| 1972-73 | | | | | 2068 | 79.5 | 19 | 7 | 0.731 | 9 | 5 | T2nd, WAC | | |
| 1973-74 | | | | | 2015 | 7 | | | | | | | | |

BYU NCAA TOURNAMENT RESULTS

1950 (final 8 finish)

Western Regional Semis (Kansas City)
Baylor 56, BYU 55
Western Consolation (Kansas City)
BYU 83, UCLA 62

1951 (final 8 finish)

West First Round (Kansas City)
BYU 68, San Jose State 61
West Regional Semifinals (Kansas City)
Kansas State 64, BYU 54
West Regional Consolation (Kansas City)
Washington 80, BYU 67

1957 (final 16 finish)

*first-round bye
West Regional Semifinals (Corvallis, Ore.)
California 86, BYU 59
West Regional Consolation (Corvallis, Ore.)
BYU 65, Idaho State 54

1965 (final 16 finish)

*first-round bye
West Regional Semifinals (Provo, Utah)
UCLA 100, BYU 76
West Regional Consolation (Provo, Utah)
Oklahoma City 112, BYU 102

1969

West First Round (Las Cruces, N.M.)
New Mexico State 74, BYU 62

1971 (final 16 finish)

West First Round (Logan, Utah)
BYU 91, Utah State 82
West Reg. Semifinals (Salt Lake City)
UCLA 91, BYU 73
West Reg. Consolation (Salt Lake City)
Pacific 84, BYU 81

1972

West First Round (Pocatello, Idaho)
Long Beach State 95, BYU 90

1979

*first-round bye
West Second Round (Tucson, Ariz.)
(4) San Francisco 86, (5) BYU 63

1980

*first-round bye
West Second Round (Ogden, Utah)
(6) Clemson 71, (3) BYU 66

1981 (final 8 finish)

East Regional (Providence, R.I.)
(6) BYU 60, (11) Princeton 51
(6) BYU 78, (3) UCLA 55
East Regional Semifinals (Atlanta)
(6) BYU 51, (2) Notre Dame 50
West Regional Finals (Atlanta)
(1) Virginia 74, (6) BYU 60

1984

Midwest Regional (Birmingham, Ala.)
(8) BYU 84, (9) UAB 68
(1) Kentucky 93, (8) BYU 68

1987

SE First Round (Birmingham, Ala.)
(7) New Orleans 83, (10) BYU 79

1988

Midwest Regional (Birmingham, Ala.)
(4) BYU 98, (13) NC-Charlotte 92 (OT)
(5) Louisville 97, (4) BYU 76

1990

East First Round (Hartford, Conn.)
(5) *Clemson 49, (12) BYU 47
**win later vacated by the NCAA*

1991

West First Round (Salt Lake City)
(10) BYU 61, (7) Virginia 48
West Second Round (Salt Lake City)
(2) Arizona 76, (10) BYU 61

1992

West First Round (Boise, Idaho)
(7) LSU 94, (10) BYU 83

1993

Midwest First Round (Chicago)
(7) BYU 80, (10) SMU 71
Midwest Second Round (Chicago)
(2) Kansas 90, (7) BYU 76

1995

Midwest First Round (Memphis, Tenn.)
(9) Tulane 76, (8) BYU 70

2001


West First Round (San Diego)
(5) Cincinnati 84, (12) BYU 59

2003

South First Round (Spokane, Wash.)
(5) Connecticut 58, (12) BYU 53

2004

Phoenix Bracket (Denver)
(5) Syracuse 80, (12) BYU 75



In the 1981 NCAA Tournament, the Cougars advanced to the Elite Eight where they took on All-American Ralph Sampson and the Virginia Cavaliers. After beating Princeton, UCLA and Notre Dame earlier in the tournament, the Cougars, led by Greg Kite, Fred Roberts and Danny Ainge, were finally eliminated by the Cavaliers in the Elite Eight.

2007

South First Round (Lexington, Ky.)
(9) Xavier 79, (8) BYU 77

2008

West First Round (Anaheim, Calif.)
(9) Texas A&M 67, (8) BYU 62

2009

West First Round (Philadelphia)
(9) Texas A&M 79, (8) BYU 66

2010

West First Round (Oklahoma City)
(7) BYU 95, (10) Florida 85 (2OT)
West Second Round (Oklahoma City)
(2) Kansas State 84, (7) BYU 72

2011 (final 16 finish)

Southeast Second Round (Denver)
(3) BYU 74, (14) Wofford 66
Southeast Third Round (Denver)
(3) BYU 89, (11) Gonzaga 67
Southeast Semifinals (New Orleans)
(2) Florida 83, (3) BYU 74 (OT)

2012

West First Round (Dayton)
(14) BYU 78, (14) Iona 72
West Second Round (Louisville)
(3) Marquette 88, (14) BYU 68

NIT APPEARANCES

1951

BYU 75, St. Louis 58
BYU 69, Seton Hall 59
BYU 62, Dayton, 43 (NIT Final)

1953

Niagara 82, BYU 76

1954

St. Francis PA 81, BYU 68

1966

BYU 90, Temple 78
BYU 97, Army 60
BYU 97, NYU 84 (NIT Final)

1982

Washington 66, BYU 63

1986

at BYU 67, SMU 63
at BYU 93, Cal-Irvine 80
at Ohio State 79, BYU 68

1994

at BYU 74, Arizona St. 67
at Fresno St. 68, BYU 66

2000

at BYU 81, Bowling Green 54
at BYU 82, Southern Illinois 57
at Notre Dame 64, BYU 52

2002

at BYU 78, UC Irvine 55
at Memphis 80, BYU 69

2006

at Houston 77, BYU 67

OVERALL RECORD

NIT 12-8 (10 years)
(Champions 1951, 1966)


COUGARS EARN NATIONAL TITLES IN 1951 AND 1966

In 1951, the Cougars defeated Dayton in the championship game of the National Invitational Tournament. After the win, BYU accepted an invitation to the NCAA Tournament, which at the time was not yet recognized as the decisive tournament for the country's best team.



1951 NIT CHAMPIONS

As the nation's champions, the Cougars finished 28-9 with the most wins in BYU basketball history. Not only is it impressive that BYU won the national title and so many games, but it is even more amazing that they did so without a home court. With the Smith Fieldhouse under construction, BYU split its "home games" between Springville High's gymnasium and the University of Utah. Head coach Stan Watts guided the Cougars to the national title in only his second year at the helm. Watts had the help of Mel Hutchins, who became the first Cougar to be named a first-team All-American and went on to win Rookie of the Year in the NBA in the 1952-53 season.




In 1966, the Cougars finished as a 20-game winner with their final game against NYU in the championship game of the National Invitational Tournament. Playing in a packed Madison Square Garden, the No. 1-ranked Cougars outplayed NYU, leading 48-43 at halftime and never looking back. With star Dick Nemelka on the bench with four fouls, the Cougars turned to junior center Craig Raymond and junior forward Gary Hill. Hill and Raymond, non-starters going into the tournament, led the high-scoring Cougar offense with 21 points each.



Steve Kramer added 20 points to become the third Cougar with 20 or more points and the fifth Cougar to score in double digits. The win over the Violets marked the second NIT championship for both BYU and head coach Stan Watts. The season was the highest scoring in Cougar history. BYU averaged 95.5 points per game while hitting 50 percent of its shots. In the NIT final the Cougars shot 59 percent while handling NYU. Former coach of the Boston Celtics, Red Auerbach, commented on BYU at the championship, saying, "BYU simply overpowered them. They (the Cougars) outplayed them all over the court."

1966 NIT CHAMPIONS





| YEAR | TOURNAMENT | PLC. | REC. | | | | | | |
|---------|-------------------|------|------|---------------|-----------------------|---------|---------|--------------------------------|---------|
| 1949-50 | Rocky Mtn. Conf. | 1st | 3-0 | Kentucky Inv. | 2nd | 2-1 | NIT | | 2-1 |
| | Los Angeles Inv. | 4th | 1-1 | WAC | | 0-1 | 2000-01 | Yahoo Sports Invitational | 4th 1-2 |
| | NCAA | 4th | 1-1 | NCAA Regional | | 1-1 | | MWC | 1st 3-0 |
| 1950-51 | Rocky Mtn. Conf. | 2nd | 2-1 | 1984-85 | Stanford Inv. | 3rd 1-1 | | NCAA | 0-1 |
| | NIT | 1st | 3-0 | | Cougar Classic | 1st 2-0 | 2001-02 | Las Vegas Showdown | 1-0 |
| | NCAA | 4th | 1-2 | | Cotton States | 3rd 1-1 | | MWC | 0-1 |
| 1951-52 | Sugar Bowl | 4th | 0-2 | 1985-86 | Kactus Klassic | 3rd 1-1 | 2002-03 | Paradise Jam @ U.S. Virgin Is. | 3-0 |
| 1952-53 | Dixie Classic | 2nd | 2-1 | | Cougar Classic | 2nd 1-1 | | MWC | 1-1 |
| | NIT | | 0-1 | | WAC | 0-1 | | NCAA | 0-1 |
| 1953-54 | Holiday Festival | 3rd | 2-1 | 1986-87 | Coca-Cola NIT Classic | 0-1 | 2003-04 | Cable Car Classic | 2-0 |
| | NIT | | 0-1 | | Cougar Classic | 2nd 1-1 | | MWC | 1-1 |
| 1955-56 | Motor City | 1st | 2-0 | | Cable Car Classic | 1st 2-0 | 2004-05 | Maui Invitational | 1-2 |
| 1956-57 | Holiday Festival | 3rd | 2-1 | | WAC | 1-1 | | MWC | 0-1 |
| | NCAA Regional | 3rd | 1-1 | | NCAA | 0-1 | 2005-06 | MWC | 0-1 |
| 1958-59 | Queen City | 4th | 0-2 | 1987-88 | Cougar Classic | 1st 2-0 | | NIT | 0-1 |
| 1959-60 | Hurricane | 3rd | 1-1 | | WAC | 1-1 | 2006-07 | BYU Holiday Classic | 1st 3-0 |
| 1960-61 | Poinsettia | 3rd | 1-1 | | NCAA | 1-1 | | MWC | 2nd 2-1 |
| 1962-63 | Quaker City | 2nd | 2-1 | 1988-89 | Lapchick | 2nd 1-1 | | NCAA | 0-1 |
| 1963-64 | Far West | 2nd | 2-1 | | Cougar Classic | 2nd 1-1 | 2007-08 | Las Vegas Invitational | 2nd 3-1 |
| 1964-65 | All-College | 3rd | 2-1 | | WAC | 0-1 | | MWC | 2nd 2-1 |
| | NCAA Regional | 4th | 0-2 | 1989-90 | Cougar Classic | 1st 2-0 | | NCAA | 0-1 |
| 1965-66 | Quaker City | 5th | 2-1 | | WAC | 0-1 | 2008-09 | Basketball Travelers Invi. | 1st 3-0 |
| | NIT | 1st | 3-0 | | NCAA | 0-1 | | MWC | 1-1 |
| 1966-67 | Holiday Festival | 6th | 1-2 | 1990-91 | Big Apple NIT | 0-1 | | NCAA | 0-1 |
| 1967-68 | All-College | 2nd | 2-1 | | Cougar Classic | 2nd 1-1 | 2009-10 | Las Vegas Classic | 1st 4-0 |
| 1968-69 | Cable Car Classic | 4th | 0-2 | | Holiday Festival | 4th 0-2 | | MWC | 1-1 |
| | Far West Classic | 3rd | 2-1 | | WAC | 1st 3-0 | | NCAA | 1-1 |
| | NCAA Regional | | 0-1 | | NCAA | 1-1 | 2010-11 | South Padre Island Invit. | 1st 4-0 |
| 1969-70 | Quaker City | 5th | 1-2 | 1991-92 | Cougar Classic | 1st 2-0 | | MWC | 2-1 |
| 1970-71 | NCAA Regional | 4th | 1-2 | | Red Lobster Classic | 3rd 1-1 | | NCAA | 2-1 |
| | Rainbow Classic | 2nd | 2-1 | | WAC | 1st 3-0 | 2011-12 | Chicago Invit. Challenge | 2nd 3-1 |
| 1971-72 | Cougar Classic | 1st | 2-0 | | NCAA | 0-1 | | WCC | 1-1 |
| | Jayhawk Classic | 3rd | 1-1 | 1992-93 | Cougar Classic | 1st 2-0 | | NCAA | 1-1 |
| | Old Dominion | 3rd | 1-1 | | Maui Invitational | 2nd 2-1 | | (27 NCAA Appearances: 15-30) | |
| | NCAA Regional | | 0-1 | | Far West Classic | 4th 0-2 | | (10 NIT Appearances: 12-8) | |
| 1972-73 | All-College | 2nd | 2-1 | | WAC | 1-1 | | | |
| 1973-74 | Far West Classic | 4th | 2-1 | | NCAA | 1-1 | | | |
| 1975-76 | Cougar Classic | 2nd | 1-1 | 1993-94 | Tournament of Champs | 2nd 1-1 | | | |
| | Old Dominion | 1st | 2-0 | | Cougar Classic | 1st 2-0 | | | |
| 1976-77 | Cougar Classic | 1st | 2-0 | | WAC | 2nd 2-1 | | | |
| | All-College | 3rd | 2-1 | | NIT | 1-1 | | | |
| 1977-78 | Cougar Classic | 4th | 0-2 | 1994-95 | Alaska Shootout | 2nd 2-1 | | | |
| | Rainbow Classic | 7th | 1-2 | | Cougar Classic | 1st 2-0 | | | |
| 1978-79 | Cougar Classic | 1st | 2-0 | | Cable Car Classic | 1st 2-0 | | | |
| | Pillsbury Classic | 3rd | 1-1 | | WAC | 0-1 | | | |
| | NCAA Regional | | 0-1 | 1995-96 | Cougar Classic | 1st 2-0 | | | |
| 1979-80 | Cougar Classic | 1st | 2-0 | | WAC | 0-1 | | | |
| | Far West Classic | 3rd | 2-1 | 1996-97 | Cougar Classic | 4th 0-2 | | | |
| | NCAA Regional | | 0-1 | 1997-98 | Cougar Classic | 1st 2-0 | | | |
| 1980-81 | Cougar Classic | 1st | 2-0 | | Rainbow Classic | 1-2 | | | |
| | Volunteer Classic | 2nd | 1-1 | | WAC | 0-1 | | | |
| | NCAA Regional | | 3-1 | 1998-99 | Cougar Classic | 1st 2-0 | | | |
| 1981-82 | Cougar Classic | 1st | 2-0 | | WAC | 1-1 | | | |
| | NIT | | 0-1 | 1999-00 | Cougar Classic | 1st 2-0 | | | |
| 1982-83 | Cougar Classic | 3rd | 1-1 | | MWC | 2nd 2-1 | | | |
| | Holiday Festival | 4th | 0-2 | | | | | | |
| 1983-84 | Cougar Classic | 3rd | 1-1 | | | | | | |



ALL-TIME HONORS



DANNY AINGE

1981 NCAA Player of the Year

Known for his feisty, hard-nosed playing style, Danny Ainge has become one of the most famous athletes to graduate from BYU.

During his four-year career as a Cougar, Ainge was a Consensus All-American, a two-time first-team Academic All-American, the WAC Player of the Year and a four-time All-WAC selection. He set an NCAA record with 112 consecutive games scoring in double digits and broke the BYU and WAC all-time scoring records with 2,467 points.

As a senior in 1981, Ainge led BYU to the 1981 Eastern Regionals. He concluded his senior season by winning the Eastman Award as well as the John Wooden Award — given annually to the top collegiate basketball player in the nation.

Ainge beat out Isiah Thomas (Indiana), Sam Bowie (Kentucky), Mark Aguirre (DePaul), Ralph Sampson (Virginia) and Steve Johnson (Oregon State) to win the Wooden Award. In doing so, he became the fifth winner of the award, joining Marques Johnson, Larry Bird, Phil Ford and Darrell Griffith.

As a two-sport star, Ainge was drafted by both the Toronto Blue Jays for baseball and the Boston Celtics (31st pick) for basketball. After playing four seasons with the Blue Jays, he chose to pursue an NBA career. Ainge was a member of the Celtics' 1984 and 1986 Championship teams and played in six NBA finals with three different teams (Boston, Portland and Phoenix). He also played for the Sacramento Kings. He became only the third player in NBA history to make 1,000 3-point field goals, finishing his 14-year career with 1,002.

Ainge played in 193 NBA playoff games, which was second all-time (Kareem Abdul-Jabbar, 237) when he retired. He is currently tied for seventh all-time with Karl Malone and ahead of Magic Johnson, Robert Parrish, John Havlicek and Bill Russell to name a few.

After retiring in 1995, Ainge was an NBA basketball television analyst for Turner Broadcasting for one year before the Phoenix Suns brought him back to the organization as an assistant head coach. Just eight games into the season, he was promoted to head coach and guided his club to a 40-34 record after the team started the season 0-8. He spent the next two-plus seasons as head coach of the Suns and compiled a 136-90 (.602) record before stepping down on December 13, 1999. He then returned for three more seasons with Turner Broadcasting before returning to the Boston Celtics in May 2003 as the Executive Director of Basketball Operations. He was named the 2008 NBA Executive of the Year following the Celtics' Championship season.

His oldest son Austin played on the BYU basketball team from 2003-07 and another son Cooper is a freshman on the 2012-13 squad. Ainge was inducted into the GTE Academic All-America Hall of Fame in May 2000 and honored with the prestigious NCAA Silver Anniversary Award in January 2006.



DANNY AINGE JERSEY RETIREMENT 2003

With a capacity crowd of 22,702 on hand, Danny Ainge was honored on March 8, 2003, by being the first-ever BYU basketball player to have his jersey retired in the 100-year history of the program. His No. 22 jersey will forever hang from the rafters of the Marriott Center.

"It's just a great honor," Ainge said. "BYU was the greatest time of my life. It's just great to be a part of BYU basketball. I don't know why mine is the first to go up. There were a lot of great players before me. Hopefully this is just the start."

Then-BYU president Merrill J. Bateman said, "The standard has been set very high. We hope there will be more." Ainge's jersey, not his number, was retired, which means future players may still have the option to wear No. 22.

The ceremony, which took place during halftime of BYU's game against Colorado State, started with a video clip of Ainge's famous coast-to-coast, last-second basket to beat Notre Dame in the 1981 NCAA Tournament. Then-men's athletics director Val Hale shared some of Ainge's accomplishments, which include being named college basketball player of the year in 1981, playing professional baseball with the Toronto Blue Jays and winning two basketball championships with the Boston Celtics.

One of Ainge's former teammates, Scott Runia, said they used to call Ainge "clout" because he brought the team clout. They called him "clutch" because he made the play when it counted. They called him "smooth" because Danny won the heart of Michelle Toolson, Ainge's wife. But most importantly, they called him a friend.

DANNY AINGE COLLEGE HONORS

- Eastman Award (1981 Player of the Year NABC)
- John Wooden Award
- MVP NABC All-Star Game
- Naismith All-America First Team
- NBA Coaches All-America First Team
- NABC (Kodak-Coaches) All-America First Team
- Associated Press All-America First Team
- Basketball Writers Association All-America First Team
- United Press International All-America First Team
- The Sporting News All-America First Team
- Pizza Hut First Team
- District 7 Player of the Year
- Western Athletic Conference Player of the Year
- Four-time All-WAC selection
- Two-time Academic All-America Team

OTHER COLLEGE ACCOMPLISHMENTS

- Set NCAA record with 112 consecutive games scoring in double figures
- Finished in NCAA top-20 career points leaders
- Finished as WAC's career scoring leader
- WAC record-holder in seven other categories
- Set three BYU season scoring records and seven career marks

JIMMER FREDETTE

2011 NCAA Player of the Year

Jimmer Fredette took BYU and college basketball by storm his senior year, as his name became a verb, a noun and an adjective. Known as 'The Jimmer', the one-name star capped his record-setting career by earning national player of the year honors and leading the Cougars to the Sweet 16 for the first time since 1981.

The Glens Falls, N.Y., native was the nation's leading scorer at 28.9 points per game in 2010-11. The All-American became a fixture on ESPN's SportsCenter and in national publications throughout the season as his point totals, deep threes and incredible shot-making ability captured the nation's attention. The national media exposure included features in Sports Illustrated and USA Today, back-to-back Sports Illustrated Covers and appearing as a guest on SportsCenter, PTI and the CBS Final Four pregame show.

All the attention came as a result of Fredette's stellar play on the court and humble demeanor in leading the Cougars to a program-record 32 victories, the Mountain West Conference regular season title and BYU's most successful NCAA Tournament run since 1981. Some of his memorable performances along the way included 39 points at UNLV, 47 at Utah, 43 against No. 3 San Diego State at home and a BYU-record 52 points against New Mexico in the MWC Tournament.

For all of his efforts, Fredette was honored at the highest levels in college basketball as he was named the consensus national player of the year. Fredette was awarded the Wooden Award, the Naismith Trophy, the Oscar Robertson Trophy and numerous other player of the year awards while also being named the Male College Athlete of the Year at the ESPYs and the unanimous selection for MWC Player of the Year.

Fredette concluded his career as BYU's all-time leading scorer with 2,599 points. He also set the BYU single-season scoring record with 1,068 points in 2010-11. His 28.9 points per game in 2010-11 are also a Cougar record and Fredette also rewrote nearly every MWC single-game, season and career scoring records.

In four years at BYU, Fredette helped the Cougars capture three MWC titles and advance to the NCAA Tournament four times. He also led BYU to its best four-year run in program history as the Cougars won 114 games.

Following his record-setting senior season, Fredette was drafted No. 10 in the 2011 NBA Draft by the Milwaukee Bucks and then traded to the Sacramento Kings.



JIMMER FREDETTE SENIOR SEASON HONORS

- 2011 National Player of the Year (Naismith, Wooden, AP, Oscar Robertson, NABC, Adolph Rupp, Sporting News, Basketball Times, CBSSports.com, SI.com)
- 2011 Lowes Senior CLASS Award
- 2011 first-team All-American (John R. Wooden Award, AP, Sporting News, State Farm Coaches for NABC Division I, USBWA, Basketball Times, CBSSports.com, SI.com, Yahoo! Sports, FoxSports.com, Lute Olson)
- 2011 MWC Player of the Year
- 2011 All-MWC First Team
- 2011 MWC Tournament MVP
- 2011 NABC All-District 17 First Team
- 2011 USBWA All-District VIII First Team
- 2011 USBWA District VIII Player of the Year
- 2011 Dick Vitale National Player of the Week (Dec. 13, Jan. 10, Jan. 17)
- 2011 ESPN.com Weekly Watch National Player of the Week (Jan. 10, Jan. 17)
- 2011 MWC Player of the Week (Nov. 29, Dec. 13, Jan. 3, Jan. 10, Jan. 17, Jan. 24, Feb. 7, Feb. 28)
- 2011 South Padre Island Invitational MVP
- 2011 Bob Cousy Award Finalist (Final 5)

OTHER COLLEGE ACCOMPLISHMENTS

- 2010-11 Nation's leading scorer (28.9 points per game)
- Set BYU and MWC single game, single season and career scoring records
- Set BYU single game, single season and career records for made 3-pointers
- Scored the most points by a BYU player in the Marriott Center with 43 vs. San Diego State

KRESIMIR COSIC BASKETBALL HALL OF FAME INDUCTEE



Few players in BYU history have been able to capture the hearts of Cougar fans like Kresimir Cosic did from 1970-73. The 6-foot-11 center from Zadar, Yugoslavia, entertained fans during his stellar career with his enthusiastic, guard-like play.

Whether it was leading the fastbreak, dribbling between his legs or shooting a sky-hook, Cosic's enthusiasm and on-court antics endeared him to almost everyone who saw him play.

During his career at BYU, Cosic used his versatile inside-outside game to lead the Cougars in scoring (23.3) and rebounding (13.0) as a junior and again as a senior (20.2 points per game). His unselfish attitude helped him lead his team in assists.

He ranks second on BYU's all-time rebounding list with 919, an average of 11.6 per game, and fourth all-time with a 19.1 career scoring average while recording a BYU-record 47 double-doubles. He was a three-time first-team All-WAC selection and an All-American his junior and senior years. He likely would have been a four-year all-conference award winner but freshmen at that time were not allowed to play on varsity. Behind the play of Cosic, the Cougars won two WAC titles and reached the NCAA Regional Tournament in 1971 and 1972.

Upon graduation, Cosic became very much involved with basketball throughout Europe. He had offers to play in the NBA from the Boston Celtics and Los Angeles Lakers but he chose to return home and play for the Yugoslavian National Team for \$250 a week. Cosic played on four Olympic teams with his native land, winning a gold medal in 1980 and two silver medals in 1968 and 1976. He ended his career as his country's all-time scoring leader and went on to coach the Yugoslavian national team for many years.

His national and international accomplishments led to his induction into the Basketball Hall of Fame in Springfield, Mass., on May 6, 1996, making Cosic the first BYU player and second Cougar along with former coach Stan Watts to receive the prestigious honor. He is also a member of the Utah Basketball Hall of Fame, inducted in 2001.

In September of 1992, Cosic was appointed as deputy ambassador for Croatia to the United States. He and his family lived in Washington D.C. where he performed his diplomatic duties in the same excellent manner in which he played basketball.

On May 25, 1995, Cosic lost his battle against the toughest opponent of his career – cancer. During his 46 years on earth, Cosic became one of the most influential and well-known of all European basketball players. He left behind the legacy and credit of being the individual that first introduced the American game of basketball to Europe.

During the 2005 NCAA Men's Basketball Tournament, CBS Television analyst Billy Packer singled out Cosic while discussing the quality of international players playing college basketball. Said Packer, "Kresimir Cosic, who played at BYU, was really the first great international player to play college basketball in the United States."

Cosic played in BYU's first game on the Marriott Center floor in 1971. His No. 11 jersey was retired by BYU on Mar. 4, 2006 in a halftime ceremony with 20,732 fans in attendance, which was also the last time the original Marriott Center floor was used before being replaced during the summer of 2006.

"It's very impressive that Kreso is not forgotten here," said Cosic's wife Ljerka, through her daughter Ana, at the retirement ceremony. "Kreso never forgot Provo. He loved his Croatia and always spoke of it as the most beautiful place on Earth, but Provo forever remained his second home. Provo and BYU marked his life forever."



STAN WATTS BASKETBALL HALL OF FAME INDUCTEE

When considering the most influential individuals in BYU basketball history, Stan Watts has to be placed at the top of the list. During his 23 years at the helm of the Cougar basketball program, Watts led his teams to two NIT National Championships (1951, 1966) and oversaw the construction of the George Albert Smith Fieldhouse and the Marriott Center.

His nationally recognized accomplishments led to his induction into the Basketball Hall of Fame in Springfield, Mass., on March 6, 1986, making him the first Cougar to receive the prestigious honor. Watts finished his career after the 1971-72 season with an overall record of 371-254 (.594).

He was a member of the NCAA's Rules Committee, served as president of the National Association of Basketball Coaches and chaired the U.S. Olympic Basketball Committee in 1976. Watts also served six years as BYU's athletic director and spent time on the Cougar football and baseball coaching staffs.

Even more impressive than his remarkable accomplishments as a coach is his impeccable character as a human being. He is respected by coaches, fans and players alike for his conduct both on and off the court.

"His won-loss record speaks very well for the kind of coach he was," said former player Harold Christensen, who played for Watts on the 1951 championship team. "His reputation among his fellow coaches suggests how much they respected him. He still has that and is still honored in the community in which he coached."

Always a fighter, Watts overcame a rare form of cancer in 1971—only the fourth-known case of this type of cancer in medical history. Despite the fact that the other three individuals died, Watts refused to give up. After 14-hours of surgery and a two-month stay in the hospital, Watts returned to coach his team to a WAC Championship the following year.

Known for his fast-break style of offense, Watts remained an avid



Cougar fan. He once said, "It has always been our contention that the average basketball fan likes to see fast-scoring, speedy, exciting basketball."

By looking around the Marriott Center during a Cougar game, there are hints that Watts has been there. The glass-encased exhibit in the halls outside the arena pays tribute to one of the greatest coaches and individuals ever to grace the sidelines of a BYU athletic contest — as do the two NIT Championship banners and the WAC title banners from 1965, 1967, 1969, 1971 and 1972.

"The greatest tribute I can pay to Stan Watts," said retired Senior Associate Athletic Director Pete Witbeck, who was BYU's NCAA compliance officer and former assistant to Watts for many years, "is he's truly a man of God. He's always been a gentleman and great man. You don't see that very often."

Watts passed away April 6, 2000, at the age of 88.





BYU'S BASKETBALL ALL-AMERICANS

| PLAYER | POS. | HT. | YEAR | RECOGNITION |
|------------------|------|------|------|---|
| Elwood S. Romney | | | 1931 | Helms (1st), College Humor (3rd), Consensus |
| | | | 1932 | Helms (1st) |
| Joe Nelson | F | 6-3 | 1948 | Helms (2nd), GlobeTrotters Tour |
| Mel Hutchins | C | 6-5 | 1951 | Helms (1st), Sporting News (1st), Converse Yearbook (1st), Look Magazine (1st), INS (1st), UPI (3rd), AP (3rd) |
| Roland Minson | F | 6-0 | 1951 | Converse Yearbook (4th) |
| Joe Richey | F | 6-1 | 1953 | Colliers (2nd), INS (2nd), Look Magazine (2nd), Helms (3rd) |
| Dean Larsen | F | 6-2 | 1954 | Helms (2nd) |
| Terry Tebbs | G | 5-9 | 1955 | UPI Little (2nd) |
| | | | 1956 | UPI Little (1st) |
| Tom Steinke | G | 5-10 | 1957 | UPI Little (1st), Helms (2nd) |
| Gary Earnest | G | 6-0 | 1961 | AP (HM) |
| John Fairchild | C | 6-8 | 1965 | Helms, NABC (3rd) |
| Dick Nemelka | G | 6-0 | 1966 | Helms, Converse Yearbook (1st), USBWA (1st), NABC (3rd) |
| Kresimir Cosic | C | 6-11 | 1972 | Helms, Converse Yearbook (2nd), UPI (3rd), NABC (4th) |
| | | | 1973 | Helms, NABC (4th), Citizen Saving Athletes Foundation |
| Danny Ainge | G | 6-5 | 1978 | UPI (HM) |
| | | | 1979 | NABC (4th) |
| | | | 1980 | Helms, NABC (3rd), Academic (1st) |
| | | | 1981 | Consensus, Helms, AP (1st), NABC (1st), UPI (1st), Sporting News (1st), Converse Yearbook (1st), Basketball Times (1st), Wooden Award, Eastman Award, USBWA (2nd), Academic (1st) |
| Devin Durrant | F | 6-7 | 1983 | Academic (1st) |
| | | | 1984 | Wooden (1st), AP (2nd), NABC (2nd), USBWA (2nd), Sporting News (2nd), Basketball Times (2nd), UPI (3rd) |
| Michael Smith | F | 6-10 | 1987 | Academic (1st) |
| | | | 1988 | USBWA (2nd), UPI (2nd), Basketball Times (2nd), AP (3rd), Basketball Weekly (3rd), Sporting News (HM), Academic (1st) |
| | | | 1989 | Academic (1st) |
| Jeff Chatman | F | 6-6 | 1986 | Associated Press (HM), Sporting News (HM) |
| | | | 1988 | Sporting News (HM) |
| Andy Toolson | F | 6-6 | 1990 | Academic (1st) |
| Shawn Bradley | C | 7-6 | 1991 | Basketball Times Freshman (1st) |
| Nate Call | G | 6-0 | 1992 | AP (HM) |
| Gary Trost | C | 6-10 | 1993 | AP (HM) |
| Randy Reid | G | 6-2 | 1994 | Academic (3rd) |
| Russell Larson | F | 6-11 | 1995 | Academic (1st) |
| Mekeli Wesley | F | 6-9 | 2001 | AP (HM) |
| Rafael Araujo | C | 6-11 | 2004 | Basketball Times (2nd), AP (HM) |
| Trent Plaisted | F/C | 6-11 | 2006 | Scout.com Freshman (2nd) |
| Keena Young | F | 6-6 | 2007 | AP (HM) |
| Lee Cumnard | F | 6-7 | 2008 | AP (HM) |
| | | | 2009 | FoxSports.com (4th) |
| Jimmer Fredette | G | 6-2 | 2010 | Basketball Times (2nd), NABC State Farm Coaches' (3rd), Lute Olson, AP (HM), Sporting News (3rd) |
| | | | 2011 | Wooden (1st), AP (1st), Sporting News (1st), State Farm Coaches for NABC Division I (1st), USBWA (1st), Basketball Times (1st), CBSSports.com (1st), SI.com (1st), Yahoo! Sports (1st), FoxSports.com (1st), Lute Olson (1st) |



Rafael Araujo earned All-America accolades in 2003-04 after leading BYU to the NCAA Tournament as its leading scorer and rebounder. He had 32 points and 17 rebounds in BYU's win over eventual Final Four participant Oklahoma State.



KEENA YOUNG



LEE CUMNARD



JIMMER FREDETTE

CONFERENCE AWARDS

CONFERENCE PLAYER OF THE YEAR

- 1964-65 John Fairchild, Sr.
- 1980-81 Danny Ainge, Sr.
- 1982-83 Devin Durrant, Jr.
- 1984-85 Timo Saarelainen, Jr.
- 1987-88 Michael Smith, Jr.
- 2000-01 Mekeli Wesley, Sr.
- 2003-04 Rafael Araujo, Sr.
- 2006-07 Keena Young, Sr.
- 2007-08 Lee Cumnard, Jr.
- 2010-11 Jimmer Fredette, Sr.

DEFENSIVE PLAYER OF THE YEAR

- 2002-03 Travis Hansen, Sr.
- 2003-04 Mike Hall, Jr.
- 2010-11 Jackson Emery, Sr.

ALL-DEFENSIVE TEAM

- 1994-95 Robbie Reid, So.
- 1995-96 Randy Reid, Sr.
- 2003-04 Mike Hall, Jr.
- 2008-09 Jackson Emery, So.
- 2009-10 Jackson Emery, Jr.
- 2010-11 Jackson Emery, Sr.

ALL-NEWCOMER TEAM

- 1995-96 Bryon Ruffner, Jr.
- 1997-98 Ron Selleaze, Jr. +
- 1997-98 Mekeli Wesley, Fr.
- 1998-99 Mark Bigelow, Fr.
- 1999-00 Terrell Lyday, Jr. #
- 2000-01 Trent Whiting, Sr.
- 2011-12 Matt Carlino, Fr.

MWC SIXTH MAN

- 2009-10 Jonathan Tavernari, Sr.

COACH OF THE YEAR

- 1989-90 Roger Reid
- 1991-92 Roger Reid
- 2002-03 Steve Cleveland
- 2005-06 Dave Rose
- 2006-07 Dave Rose
- 2010-11 Dave Rose

FRESHMAN OF THE YEAR

- 1990-91 Shawn Bradley
- 1991-92 Russell Larson
- 1998-99 Mark Bigelow
- 2001-02 Jared Jensen
- 2005-06 Trent Plaisted
- 2006-07 Jonathan Tavernari

MWC ALL-TOURNAMENT TEAM

- 1999-00 Terrell Lyday
- 2000-01 Terrell Lyday
- 2000-01 Mekeli Wesley
- 2003-04 Rafael Araujo
- 2006-07 Lee Cumnard
- 2006-07 Trent Plaisted
- 2006-07 Keena Young
- 2007-08 Lee Cumnard
- 2008-09 Jimmer Fredette
- 2009-10 Jimmer Fredette
- 2010-11 Jimmer Fredette*

+WAC Newcomer of the Year
#MWC Newcomer of the Year
*MWC Tournament MVP



JOHN FAIRCHILD '65



DANNY ANGE '81



DEVIN DURRANT '83



TIMO SAARELAINEN '85



MICHAEL SMITH '88



MEKELI WESLEY '01



RAFAEL ARAUJO '04



KEENA YOUNG '07



LEE CUMNARD '08



JIMMER FREDETTE
2011 MWC PLAYER
OF THE YEAR



ROGER REID '90, '92



STEVE CLEVELAND '03



DAVE ROSE '06, '07, '11



SHAWN BRADLEY '91



RUSSELL LARSON '92



MARK BIGELOW '99



JARED JENSEN '02



TRENT PLAISTED '06



JONATHAN TAVERNARI '07





ALL-CONFERENCE PERFORMERS

| | |
|---|---|
| 1930-31 (Rocky Mountain) Elwood Romney, So. 1st | 1954-55 Terry Tebbs, Jr. 1st |
| 1931-32 Elwood Romney, Jr. 1st | 1955-56 Terry Tebbs, Sr. 1st |
| 1932-33 Floyd Millet, Jr. 1st Jay Whitman, So. 1st Elwood Romney, Sr. 1st | 1957-58 John Nicoll, Jr. 1st |
| 1933-34 Floyd Millet, Sr. 1st Jay Whitman, Jr. 1st | 1960-61 Gary Earnest, Sr. 1st |
| 1936-37 Earl Giles, Sr. 1st | 1962-63 (Western Athletic) Bruce Burton, Sr. 1st Gary Batchelor, Sr. 2nd |
| 1940-41 (Mountain States/Skyline) Duane Esplin, So. 1st | 1963-64 John Fairchild, Jr. 1st |
| 1942-43 Brady Walker, So. 1st | 1964-65 John Fairchild, Sr. 1st Dick Nemelka, Jr. 2nd |
| 1947-48 Joe Nelson, So. 1st Randy Clark, Jr. 1st | 1965-66 Dick Nemelka, Sr. 1st Jeff Congdon, Sr. 2nd Steve Kramer, Sr. 2nd |
| 1948-49 Roland Minson, So. 1st Joe Nelson, Jr. 1st | 1966-67 Kari Liimo, So. 1st Craig Raymond, Sr. 2nd Jim Jimas, Sr. 2nd |
| 1949-50 Roland Minson, Jr. 1st Joe Nelson, Sr. 1st Mel Hutchins, Jr. 1st | 1967-68 Jim Eakins, Sr. 1st Kari Liimo, Jr. 2nd Marty Lythgoe, Jr. 2nd |
| 1950-51 Roland Minson, Sr. 1st Mel Hutchins, Sr. 1st | 1968-69 Paul Ruffner, Jr. 2nd Marty Lythgoe, Sr. 2nd Doug Howard, Jr. 2nd |
| 1952-53 Joe Richey, Sr. 1st Harold Christensen, Sr. 1st | 1969-70 Doug Howard, Sr. 2nd |
| 1953-54 Dean Larsen, Sr. 1st | 1970-71 Kresimir Cosic, So. 1st |



Mountain States Conference All-Conference First Team selections from left to right: Mel Hutchins, Joe Nelson and Roland Minson.

| | |
|---|--|
| 1971-72 Kresimir Cosic, Jr. 1st Bernie Fryer, Sr. 1st | 1978-79 Danny Ainge, So. 1st Scott Runia, Jr. 2nd Alan Taylor, Jr. 2nd |
| 1972-73 Kresimir Cosic, Sr. 1st Doug Richards, Jr. 2nd | 1979-80 Danny Ainge, Jr. 1st Alan Taylor, Sr. 1st |
| 1973-74 Doug Richards, Sr. 2nd | 1980-81 Danny Ainge, Sr. 1st Fred Roberts, Jr. 1st |
| 1975-76 Jay Cheesman, Jr. 1st | 1981-82 Fred Roberts, Sr. 1st Steve Trumbo, Sr. 1st |
| 1976-77 Jay Cheesman, Sr. 2nd | 1982-83 Devin Durrant, Jr. 1st Brett Applegate, Jr. 2nd |
| 1977-78 Danny Ainge, Fr. 1st | |




FRED ROBERTS



Left to Right: Steve Kramer, Stan Watts, Jeff Congdon, Jim Eakins (back), Neil Roberts and Dick Nemelka.

ALL-CONFERENCE PERFORMERS



KEN ROBERTS

| |
|--|
| 1983-84 Devin Durrant, Sr. 1st Brett Applegate, Sr. 1st |
|--|

| |
|---|
| 1984-85 Timo Saarelainen, Sr. 1st |
|---|

| |
|---|
| 1985-86 Jeff Chatman, So. 2nd Bob Capener, Jr. 2nd |
|---|

| |
|---|
| 1986-87 Michael Smith, So. 1st Jeff Chatman, Jr. 2nd |
|---|

| |
|---|
| 1987-88 Michael Smith, Jr. 1st Jeff Chatman, Sr. 1st |
|---|

| |
|--|
| 1988-89 Michael Smith, Sr. 1st |
|--|

| |
|--|
| 1989-90 Marty Haws, Sr. 1st Andy Toolson, Sr. 2nd |
|--|

| |
|--|
| 1990-91 Steve Schreiner, Sr. 1st Shawn Bradley, Fr. 2nd |
|--|

| |
|---|
| 1991-92 Gary Trost, Jr. 1st Nathan Call, Sr. 2nd |
|---|



MIKE HALL



TRAVIS HANSEN

| |
|---------------------------------------|
| 1992-93 Gary Trost, Sr. 1st |
|---------------------------------------|

| |
|---|
| 1993-94 Russell Larson, Jr. 1st |
|---|


| |
|---|
| 1994-95 Russell Larson, Sr. 1st Kenneth Roberts, Jr. 1st |
|---|

| |
|--|
| 1995-96 Kenneth Roberts, Sr. 1st |
|--|

| |
|--|
| 1997-98 Mountain Division Ron Selleaze, Jr. 2nd |
|--|

| |
|---|
| 1998-99 Pacific Division Mark Bigelow, Fr. 2nd |
|---|

| |
|--|
| 1999-00 (Mountain West) Mekeli Wesley, Jr. 2nd |
|--|



MEKELI WESLEY

| |
|--|
| 2000-01 Mekeli Wesley, Sr. 1st Terrell Lyday, Sr. 1st Trent Whiting, Sr. 2nd |
|--|

| |
|--|
| 2001-02 Travis Hansen, Jr. 2nd |
|--|

| |
|---|
| 2002-03 Travis Hansen, Sr. 1st Rafael Araujo, Jr. 3rd Mark Bigelow, Jr. 3rd |
|---|

| |
|---|
| 2003-04 Rafael Araujo, Sr. 1st Mark Bigelow, Sr. 2nd Mike Hall, Jr. 3rd |
|---|

| |
|--------------------------------------|
| 2004-05 Mike Hall, Sr. 3rd |
|--------------------------------------|

| |
|---|
| 2005-06 Trent Plaisted, Fr. 2nd Keena Young, Jr. 3rd |
|---|

| |
|---|
| 2006-07 Keena Young, Sr. 1st Trent Plaisted, So. 2nd Lee Cumnard, So. 3rd |
|---|

| |
|--|
| 2007-08 Lee Cumnard, Jr. 1st Trent Plaisted, Jr. 1st Jonathan Tavernari, So. 3rd |
|--|

| |
|---|
| 2008-09 Lee Cumnard, Sr. 1st Jimmer Fredette, So. 1st Jonathan Tavernari, Jr. 3rd |
|---|

| |
|--|
| 2009-10 Jimmer Fredette, Jr. 1st Jackson Emery, Jr. 2nd Tyler Haws, Fr. 3rd Jonathan Tavernari, Sr. 3rd |
|--|

| |
|---|
| 2010-11 Jimmer Fredette, Sr. 1st Jackson Emery, Sr. 2nd Brandon Davies, So. 3rd |
|---|



MARK BIGELOW

| |
|--|
| 2011-12 Brandon Davies, Jr. 1st Noah Hartssock, Sr. 1st |
|--|

Jackson Emery was selected for the All-Conference Second Team in both the 2010 and 2011 seasons



BYU NBA DRAFT CHOICES

| YEAR | PLAYER | TEAM | RD/PK | OVER. PICK |
|------|-------------------|-----------------------------|----------|------------|
| 1948 | Brady Walker | Providence Steamrollers | | |
| 1948 | Joe Nelson | Philadelphia Warriors | 5th | |
| 1949 | Joe Weight | Boston Celtics | 9th | |
| 1950 | Joe Nelson | Rochester Royals | 5th/10th | 58th |
| 1951 | Mel Hutchins | Tri-Cities Blackhawks | 1st/2nd | 2nd |
| 1951 | Roland Minson | New York Knicks | 2nd/6th | 16th |
| 1952 | Jerry Romney | Rochester Royals | 8th | |
| 1953 | Harold Christ. | Minneapolis Lakers | | |
| 1953 | Joe Richey | Minneapolis Lakers | | |
| 1954 | Phil Larson | Fort Wayne Pistons | 10th/4th | 84th |
| 1956 | Hershel Pederson | St. Louis Hawks | 10th/2nd | 72nd |
| 1959 | John Nicoll | New York Knicks | 13th/2nd | 84th |
| 1965 | John Fairchild | Los Angeles Lakers | 2nd/8th | 19th |
| 1966 | Jeff Congdon | Detroit Pistons | 4th/2nd | 32nd |
| 1966 | Dick Nemelka | St. Louis Hawks | 5th/4th | 44th |
| 1967 | Craig Raymond | Philadelphia 76ers | 1st/12th | 12th |
| 1968 | Jim Eakins | San Francisco Warriors | 5th/7th | 57th |
| 1969 | Kari Liimo | Los Angeles Lakers | 7th/12th | 97th |
| 1970 | Paul Ruffner | Chicago Bulls | 2nd/11th | 28th |
| 1970 | Doug Howard | Chicago Bulls | 11th/9th | 79th |
| 1971 | Steve Kelly | Detroit Pistons | 7th/11th | 113th |
| 1972 | Bernie Fryer | Phoenix Suns | 7th/12th | 109th |
| 1972 | Kresimir Cosic | Portland Trailblazers | 10th/1st | 144th |
| 1973 | Kresimir Cosic | Los Angeles Lakers | 5th/15th | 84th |
| 1973 | Kalevi Sarkalahti | Phoenix Suns | 13th/4th | 186th |
| 1973 | Phil Tollestrop | Buffalo Braves | 20th/1st | 211th |
| 1974 | Doug Richards | Portland Trailblazers | 7th/2nd | 110th |
| 1977 | Jay Cheesman | Chicago Bulls | 6th/13th | 123rd |
| 1977 | Vern Thompson | Atlanta Hawks | 8th/4th | 155th |
| 1980 | Alan Taylor | Utah Jazz | 4th/3rd | 72nd |
| 1981 | Danny Ainge | Boston Celtics | 2nd/8th | 31st |
| 1981 | Steve Craig | Philadelphia 76ers | 5th/22nd | 114th |
| 1982 | Fred Roberts | Milwaukee Bucks | 2nd/4th | 27th |
| 1982 | Steve Trumbo | Utah Jazz | 3rd/3rd | 49th |
| 1983 | Greg Kite | Boston Celtics | 1st/21st | 21st |
| 1984 | Devin Durrant | Indiana Pacers | 2nd/1st | 25th |
| 1984 | Brett Applegate | Portland Trailblazers | 4th/18th | 88th |
| 1985 | Timo Saarelainen | Los Angeles Lakers | 5th/22nd | 115th |
| 1987 | Tom Gneiting | Seattle SuperSonics | 6th/10th | 124th |
| 1989 | Michael Smith | Boston Celtics | 1st/13th | 13th |
| 1993 | Shawn Bradley | Philadelphia 76ers | 1st/2nd | 2nd |
| 2003 | Travis Hansen | Atlanta Hawks | 2nd/8th | 37th |
| 2004 | Rafael Araujo | Toronto Raptors | 1st/8th | 8th |
| 2008 | Trent Plaisted | Detroit (from Seattle) | 2nd/16th | 46th |
| 2011 | Jimmer Fredette | Sacramento (from Milwaukee) | 1st/10th | 10th |

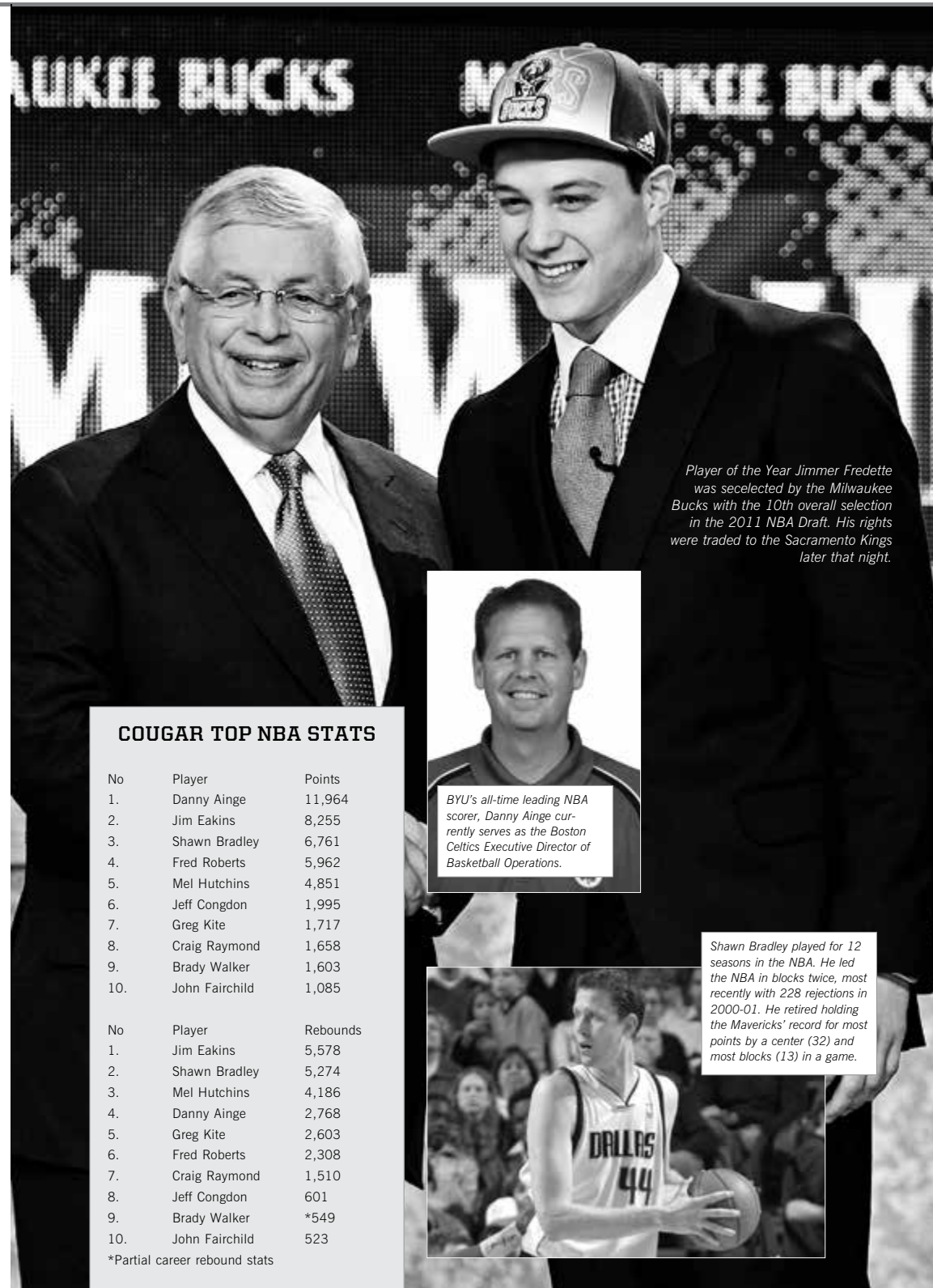

COUGAR PROS OVERSEAS (All-Time)

| PLAYER (YEARS AT BYU) | COUNTRY |
|------------------------------|--|
| Kresimir Cosic (1971-73) | Italy |
| Alan Taylor (1977-80) | Italy, Germany |
| Scott Runia (1977-80) | Holland |
| Fred Roberts (1979-82) | Italy, Spain |
| Steve Trumbo (1979-82) | Spain |
| Devin Durrant (1979-84) | Spain |
| Tom Gneiting (1985-87) | Spain, Turkey |
| Jim Usevitch (1983-88) | Israel, Greece |
| Jeff Chatman (1985-88) | Switzerland |
| Michael Smith (1984-89) | Spain |
| Andy Toolson (1984-90) | Italy, Greece, Spain |
| Marty Haws (1987-90) | Belgium |
| Gary Trost (1988-93) | Portugal, Argentina |
| Jared Miller (1991-93) | Portugal |
| Kevin Nixon (1992-93) | Portugal |
| Russell Larson (1992-95) | Spain |
| Robbie Reid (1993-95) | Italy, Austria, Estonia, Saudi Arabia, England |
| Kenneth Roberts (1991-96) | Spain, Portugal, New Zealand |
| Bryon Ruffner (1995-96) | Belgium, Sweden |
| Jarkko Ahlbom (1996-98) | Finland |
| Silester Rivers (1998-00) | Chile |
| Mekeli Wesley (1997-01) | Spain, Belgium, France, Poland |
| Terrell Lyday (1999-01) | Poland, Turkey, France, Russia, Italy |
| Trent Whiting (2000-01) | Italy |
| Eric Nielsen (1996-02) | Spain |
| Travis Hansen (2000-03) | Spain, Russia |
| Luiz Lemes (2002-04) | Brazil |
| Mark Bigelow (1999-04) | Germany, Spain |
| Kevin Woodberry ('02-04) | Mexico |
| Rafael Araujo (2002-04) | Russia |
| Mike Hall (2003-05) | Turkey, France, Austria, Japan |
| Brock Reichner (2004-06) | Greece |
| Keena Young (2004-07) | Korea, Israel, Philippines, Finland |
| Trent Plaisted (2004-08) | Croatia, Italy |
| Lee Cummar (2005-09) | France, Japan |
| Chris Miles (2004-05, 07-10) | Czech Republic, Germany |
| Jonathan Tavernari (2006-10) | Italy |
| Logan Magnusson (2009-11) | Germany |
| Charles Abouo (2008-12) | Spain |
| Noah Hartsock (2008-12) | Belgium |

Travis Hansen is one of the many Cougars who have gone on to play professionally overseas.

During Danny Ainge's 14-year NBA playing career he was a member of some of the most successful and dominant teams in league history. During six seasons his teams won 60 games or more. Below is a breakdown of the success Ainge experienced as an NBA player:

- **2 CHAMPIONSHIP TEAMS:** Boston 1984 and 1985
- **6 NBA FINALS APPEARANCES:** Boston 1984-87; Portland 1992; Phoenix 1993
- **9 CONFERENCE FINALS APPEARANCES:** Boston 1982, 1984-1988; Portland 1991-92; Phoenix 1993.



Player of the Year Jimmer Fredette was selected by the Milwaukee Bucks with the 10th overall selection in the 2011 NBA Draft. His rights were traded to the Sacramento Kings later that night.



BYU's all-time leading NBA scorer, Danny Ainge currently serves as the Boston Celtics Executive Director of Basketball Operations.




Shawn Bradley played for 12 seasons in the NBA. He led the NBA in blocks twice, most recently with 228 rejections in 2000-01. He retired holding the Mavericks' record for most points by a center (32) and most blocks (13) in a game.

COUGAR TOP NBA STATS

| No | Player | Points |
|-----|----------------|--------|
| 1. | Danny Ainge | 11,964 |
| 2. | Jim Eakins | 8,255 |
| 3. | Shawn Bradley | 6,761 |
| 4. | Fred Roberts | 5,962 |
| 5. | Mel Hutchins | 4,851 |
| 6. | Jeff Congdon | 1,995 |
| 7. | Greg Kite | 1,717 |
| 8. | Craig Raymond | 1,658 |
| 9. | Brady Walker | 1,603 |
| 10. | John Fairchild | 1,085 |

| No | Player | Rebounds |
|-----|----------------|----------|
| 1. | Jim Eakins | 5,578 |
| 2. | Shawn Bradley | 5,274 |
| 3. | Mel Hutchins | 4,186 |
| 4. | Danny Ainge | 2,768 |
| 5. | Greg Kite | 2,603 |
| 6. | Fred Roberts | 2,308 |
| 7. | Craig Raymond | 1,510 |
| 8. | Jeff Congdon | 601 |
| 9. | Brady Walker | *549 |
| 10. | John Fairchild | 523 |

*Partial career rebound stats



BYU HOOP RECORDS

POINTS IN A SINGLE GAME


| PTS. | PLAYER | DATE | OPPONENT |
|------|------------------|---------------|---------------------|
| 52 | Jimmer Fredette | Mar. 11, 2011 | vs. New Mexico |
| 49 | Jimmer Fredette | Dec. 28, 2009 | at Arizona |
| 47 | Bob Skousen | Dec. 2, 1961 | UCLA |
| 47 | Jimmer Fredette | Jan. 11, 2011 | at Utah |
| 45 | Jimmer Fredette | Mar. 11, 2010 | vs. TCU |
| 44 | Dave Eastis | Feb. 5, 1960 | New Mexico |
| 43 | Jimmer Fredette | Jan. 26, 2011 | San Diego State |
| 42 | Jimmer Fredette | Jan. 22, 2011 | at Colorado State |
| 41 | Timo Saarelainen | Feb. 7, 1985 | at New Mexico |
| 40 | Marty Haws | Nov. 24, 1989 | Siena |
| 40 | John Fairchild | Feb. 26, 1965 | Arizona |
| 40 | Dick Nemeika | Dec. 29, 1965 | vs. St. Bonaventure |
| 40 | Danny Ainge | Dec. 23, 1978 | Oral Roberts |
| 39 | Bob Skousen | Dec. 31, 1958 | at Ohio State |
| 39 | Michael Smith | Dec. 29, 1987 | La Salle |
| 39 | Michael Smith | Dec. 19, 1987 | Utah State |
| 39 | Dick Nemeika | Dec. 4, 1965 | Houston |
| 39 | Danny Ainge | Dec. 27, 1980 | Utah State |
| 39 | Jimmer Fredette | Jan. 5, 2011 | at UNLV |
| 38 | Devin Durrant | Jan. 19, 1984 | at Hawaii |
| 38 | Dick Nemeika | Dec. 30, 1965 | vs. Cornell |
| 38 | Jimmer Fredette | Mar. 5, 2011 | Wyoming |
| 38 | Jimmer Fredette | Mar. 18, 2010 | vs. Florida |
| 37 | Steve Schreiner | Feb. 9, 1991 | Hawaii |
| 37 | Marty Haws | Jan. 4, 1990 | at Hawaii |
| 37 | Danny Ainge | Jan. 8, 1981 | San Diego St. |
| 37 | Paul Ruffner | Dec. 29, 1969 | vs. Georgia |
| 37 | Joe Nelson | Jan. 16, 1948 | Denver |
| 37 | Danny Ainge | Mar. 14, 1981 | vs. UCLA |
| 36 | Jimmer Fredette | Feb. 17, 2010 | at Colorado State |
| 36 | Jimmer Fredette | Jan. 30, 2010 | Utah |
| 36 | Lee Cumnard | Nov. 14, 2008 | Long Beach State |
| 36 | Russell Larson | Dec. 10, 1993 | Nicholls State |
| 36 | Devin Durrant | Feb. 4, 1984 | at UTEP |
| 36 | Devin Durrant | Jan. 26, 1984 | Wyoming |
| 36 | Devin Durrant | Dec. 28, 1983 | at UCLA |
| 36 | Paul Ruffner | Dec. 13, 1969 | San Jose State |
| 36 | Doug Richards | Dec. 1, 1973 | Idaho State |
| 36 | Danny Ainge | Dec. 3, 1977 | at Idaho State |
| 36 | Kresimir Cosic | Jan. 25, 1973 | Arizona |
| 35 | Terrell Lyday | Jan. 8, 2000 | at Utah State |
| 35 | Russell Larson | Jan. 27, 1994 | Wyoming |
| 35 | Michael Smith | Jan. 12, 1989 | San Diego State |
| 35 | Devin Durrant | Mar. 1, 1984 | UTEP |
| 35 | Devin Durrant | Jan. 7, 1984 | Weber State |
| 35 | Devin Durrant | Dec. 10, 1983 | Saint Mary's |
| 35 | Devin Durrant | Nov. 30, 1983 | Hofstra |
| 35 | Danny Ainge | Mar. 7, 1981 | Utah |
| 35 | Kresimir Cosic | Dec. 22, 1971 | at Utah State |
| 35 | Dick Nemeika | Dec. 3, 1965 | Illinois |
| 35 | Bob Quinney | Dec. 23, 1963 | Michigan State |
| 35 | Timo Saarelainen | Nov. 30, 1984 | vs. La Salle |
| 35 | Craig Raymond | Jan. 6, 1967 | Utah State |
| 34 | Keena Young | Mar. 10, 2007 | at UNLV |
| 34 | Mekeli Wesley | Jan. 20, 2000 | Wyoming |
| 34 | Kenneth Roberts | Mar. 4, 1995 | at Utah |
| 34 | Russell Larson | Feb. 25, 1995 | Air Force |
| 34 | Michael Smith | Feb. 7, 1987 | UTEP |
| 34 | Michael Smith | Jan. 10, 1987 | at New Mexico |
| 34 | Michael Smith | Dec. 23, 1986 | Pittsburgh |
| 34 | Devin Durrant | Jan. 14, 1984 | Utah |
| 34 | Devin Durrant | Mar. 3, 1984 | New Mexico |
| 34 | Dick Nemeika | Feb. 5, 1966 | at Utah |
| 34 | John Nicoll | Feb. 7, 1958 | New Mexico |
| 34 | Jay Cheesman | Feb. 25, 1977 | at New Mexico |
| 34 | Kari Liimo | Feb. 1, 1969 | St. Francis |
| 34 | John Fairchild | Feb. 28, 1964 | Arizona State |
| 34 | John Fairchild | Jan. 11, 1964 | Wyoming |
| 34 | Gary Dahlman | Jan. 11, 1963 | at Arizona State |
| 34 | Bruce Burton | Dec. 26, 1962 | at La Salle |
| 34 | Jimmer Fredette | Dec. 30, 2010 | at Buffalo |
| 34 | Jimmer Fredette | Feb. 23, 2011 | Colorado State |
| 34 | Jimmer Fredette | Mar. 19, 2011 | vs. Gonzaga |
| 33 | Jimmer Fredette | Jan. 23, 2010 | at San Diego State |
| 33 | Jimmer Fredette | Dec. 22, 2009 | vs. Nevada |
| 33 | Jimmer Fredette | Dec. 11, 2010 | vs. Arizona |
| 33 | Jimmer Fredette | Mar. 2, 2011 | New Mexico |
| 33 | Michael Smith | Mar. 10, 1989 | vs. Hawaii |
| 33 | Michael Smith | Jan. 19, 1989 | at Air Force |
| 33 | Michael Smith | Dec. 3, 1988 | UCLA |
| 33 | Devin Durrant | Feb. 14, 1984 | Hawaii |
| 33 | Devin Durrant | Jan. 21, 1984 | at San Diego State |
| 33 | Devin Durrant | Dec. 17, 1984 | at Kentucky |
| 33 | Devin Durrant | Jan. 15, 1984 | Hawaii |
| 33 | Paul Ruffner | Jan. 3, 1970 | at Utah |
| 33 | Mark Bigelow | Dec. 8, 1998 | at Washington State |
| 33 | Andy Toolson | Dec. 2, 1989 | at Penn State |
| 33 | Timo Saarelainen | Jan. 31, 1985 | San Diego State |
| 33 | Fred Roberts | Dec. 12, 1980 | North Texas State |
| 33 | Danny Ainge | Jan. 21, 1978 | Arizona State |
| 33 | Jay Cheesman | Feb. 13, 1976 | at Arizona State |

POINTS IN A SINGLE GAME CONTINUED

| PTS. | PLAYER | DATE | OPPONENT |
|------|----------------|---------------|------------------|
| 33 | Kresimir Cosic | Dec. 9, 1971 | New Mexico State |
| 33 | Jeff Congdon | Mar. 5, 1966 | Utah |
| 33 | Dick Nemeika | Dec. 18, 1965 | at Santa Clara |
| 33 | Steve Kramer | Dec. 17, 1965 | at Santa Clara |
| 33 | John Fairchild | Jan. 31, 1964 | Utah State |

REBOUNDS IN A SINGLE GAME

| RBD. | PLAYER | DATE | OPPONENT |
|------|-----------------|---------------|-------------------|
| 27 | Scott Warner | Dec. 18, 1969 | at Texas Tech |
| 26 | John Benson | Dec. 1, 1956 | Washington |
| 25 | John Fairchild | Dec. 23, 1963 | Michigan State |
| 25 | Bruce Burton | Feb. 2, 1962 | Denver |
| 25 | Mel Hutchins | Jan. 5, 1951 | at Denver |
| 23 | Mel Hutchins | Feb. 16, 1951 | Utah |
| 23 | Alan Taylor | Mar. 1, 1980 | San Diego State |
| 23 | Mark Handy | Mar. 7, 1975 | at Wyoming |
| 23 | Kresimir Cosic | Mar. 18, 1971 | vs. UCLA |
| 23 | Steve Trumbo | Jan. 21, 1982 | Air Force |
| 22 | Brian Ambrozich | Dec. 9, 1972 | Wisconsin-Mil. |
| 22 | Kresimir Cosic | Feb. 27, 1971 | Arizona State |
| 22 | John Fairchild | Feb. 29, 1964 | Arizona |
| 22 | Bob Skousen | Dec. 22, 1961 | Pacific |
| 22 | Brandon Davies | Dec. 31, 2011 | San Diego |
| 21 | Bill Blumenthal | Feb. 2, 1962 | Denver |
| 21 | Mark Miller | Jan. 16, 1960 | Wyoming |
| 21 | Craig Raymond | Feb. 5, 1966 | at Utah |
| 21 | John Fairchild | Mar. 13, 1965 | vs. Oklahoma City |
| 20 | Alan Taylor | Jan. 20, 1979 | at Utah |
| 20 | Kresimir Cosic | Jan. 30, 1971 | at Arizona |
| 20 | John Fairchild | Feb. 6, 1965 | Utah State |
| 20 | John Fairchild | Dec. 7, 1963 | at USC |
| 20 | John Nicoll | 1959 | |
| 19 | Kresimir Cosic | Jan. 17, 1973 | Niagara |
| 19 | Kresimir Cosic | Jan. 8, 1972 | Arizona |
| 19 | Kresimir Cosic | Jan. 22, 1972 | Utah State |
| 19 | Kresimir Cosic | Mar. 6, 1971 | Utah State |
| 19 | Kari Liimo | Feb. 1, 1969 | St. Francis |
| 19 | Jim Eakins | Feb. 26, 1966 | Wyoming |
| 19 | John Fairchild | Dec. 23, 1967 | Santa Clara |
| 19 | Bruce Burton | Feb. 20, 1965 | at Utah |
| 19 | Bruce Burton | Dec. 26, 1962 | at La Salle |
| 18 | Trent Plaisted | Dec. 15, 2007 | Pepperdine |
| 18 | Trent Plaisted | Feb. 25, 2006 | at TCU |
| 18 | Gary Trost | Dec. 19, 1991 | McNeese State |
| 18 | Steve Schreiner | Jan. 12, 1991 | New Mexico |
| 18 | Jeff Chatman | Mar. 5, 1988 | UTEP |
| 18 | Michael Smith | Jan. 15, 1987 | San Diego State |
| 18 | Tom Gnetting | Jan. 19, 1985 | at Colorado State |
| 18 | Steve Trumbo | Dec. 26, 1981 | Utah State |
| 18 | Alan Taylor | Dec. 8, 1978 | St. Joseph's |
| 18 | Kresimir Cosic | Dec. 1, 1972 | Santa Clara |
| 18 | Kresimir Cosic | Feb. 19, 1972 | Utah |
| 18 | Brian Ambrozich | Dec. 4, 1971 | St. Joseph's |
| 18 | Devin Durrant | Dec. 3, 1971 | Kansas State |
| 18 | Paul Ruffner | Dec. 29, 1969 | vs. Georgia |
| 18 | Bruce Burton | Feb. 16, 1963 | Arizona State |
| 18 | Craig Raymond | Mar. 19, 1966 | vs. NYU |
| 18 | Craig Raymond | Feb. 11, 1966 | at Utah State |
| 18 | John Fairchild | Dec. 30, 1964 | vs. Xavier |
| 18 | Bruce Burton | Feb. 16, 1963 | Arizona State |
| 18 | Bruce Burton | Feb. 10, 1962 | Utah State |
| 18 | Bob Skousen | Jan. 12, 1962 | Wyoming |
| 18 | Bruce Burton | Feb. 17, 1961 | Wyoming |
| 18 | Dave Eastis | Feb. 13, 1960 | Utah State |



Travis Hansen was a rebounding machine against Pepperdine in 2002 when he pulled down a career-high 17 rebounds – the most ever by a BYU guard.

INDIVIDUAL SINGLE-GAME BESTS

POINTS SCORED

52 Jimmer Fredette vs. New Mexico (2011)

FIELD GOALS ATTEMPTED

37 Jimmer Fredette vs. New Mexico (2011)

FIELD GOALS MADE

22 Jimmer Fredette vs. New Mexico (2011)

FIELD GOAL PERCENTAGE

1.000 12/12, Kresimir Cosic vs. Arizona (1971)

3-POINT FIELD GOALS ATTEMPTED

16 Jonathan Tavernari vs. No. 1 UNC (2008)

3-POINT FIELD GOALS MADE

9 Jimmer Fredette at Arizona (2009)
8 Mike Rose vs. Southern Utah (2003)
8 Mike Rose vs. UNLV (2007)

CONSECUTIVE 3-POINT FG MADE

6 Nathan Call (6/6) vs. Utah (1991)
6 Jonathan Tavernari (6/7) vs. TCU (2007)
6 Brock Zylstra (6/6) vs. San Francisco (2012)

3-POINT PERCENTAGE (MIN 5 ATT)

1.000 6/6, Nathan Call vs. Utah (1991)
1.000 6/6, Brock Zylstra vs. San Francisco (2012)
1.000 5/5, Jonathan Tavernari vs. CSU (2009)
1.000 5/5, Danny Bower vs. Wyoming (1998)

FREE THROWS ATTEMPTED

24 Jimmer Fredette vs. TCU (2010)
20 John Nicoll vs. Utah (1958)
20 Jerry Dahlman at Arizona St. (1963)

FREE THROWS MADE

23 Jimmer Fredette vs. TCU (2010)
16 Kresimir Cosic vs. Cincinnati (1971)
16 Mekeli Wesley at UTEP (1998)
16 Jimmer Fredette at Colorado State (2011)
16 Jimmer Fredette vs. UNLV (2011)

FREE THROW PERCENTAGE (MIN 10 ATT)

1.000 16/16, Jimmer Fredette vs. UNLV (2011)
1.000 14/14, Andy Toolson vs. California (1989)
1.000 13/13, Doug Howard vs. Ariz. St. (1970)
1.000 13/13, Verne Thompson at Wyo. (1977)
1.000 13/13, Devin Durrant vs. St. Joe's (1983)
1.000 13/13, Marty Haws vs. Hawaii (1990)
1.000 13/13, Russell Larson vs. Fresno St. (1994)
1.000 13/13, Ken Roberts vs. S. Utah (1994)
1.000 12/12, Mekeli Wesley at USF (2001)
1.000 12/12, Travis Hansen at UNM (2003)
1.000 12/12, Jimmer Fredette at UNLV (2010)
1.000 12/12, Jimmer Fredette vs. UNM (2011)
1.000 12/12, Danny Ainge vs. SDSU (1980)
1.000 12/12, Devin Durrant vs. Wyoming (1984)
1.000 12/12, Michael Smith at Santa Clara (1986)
1.000 12/12, Fred Roberts vs. Washington (1982)
1.000 12/12, Noah Hartssock at Portland (2012)

REBOUNDS

27 Scott Warner vs. Texas Tech (1970)

ASSISTS

16 Mike May vs. Niagara (1977)
15 Matt Montague vs. Idaho (2002)
15 Matt Montague vs. Wyoming (2002)

STEALS


9 Mark Bigelow vs. Arizona (1999)

BLOCKED SHOTS

14 Shawn Bradley vs. E. Kentucky (1991)



Mark Bigelow had nine steals and was 11-for-11 from the free-throw line against Arizona in 1998, setting two single-game bests.



Devin Durrant earned several medals while playing for USA Basketball. Durrant is third on BYU's all-time scoring list.



Matt Montague had two 15-assist games in 2001-02 and went on to set BYU career and season assist records. Montague is BYU's all-time assist leader.



In the 2003-04 season opener against Southern Utah, freshman Mike Rose connected on a team-record eight 3-pointers in his collegiate debut. He equaled his record as a senior in 2006-07 by hitting eight triples against UNLV.

INDIV. SCORING BY SEASON

| YEAR | PLAYER | PTS. | AVG. |
|-------------|------------------------|-------------|-------------|
| 2012 | Noah Hartssock | 572 | 16.8 |
| 2011 | Jimmer Fredette | 1068 | 28.9 |
| 2010 | Jimmer Fredette | 751 | 22.1 |
| 2009 | Lee Cumnard | 556 | 16.8 |
| 2008 | Lee Cumnard | 552 | 15.8 |
| 2007 | Keena Young | 590 | 17.4 |
| 2006 | Trent Plaisted | 394 | 13.6 |
| 2005 | Mike Hall | 416 | 13.9 |
| 2004 | Rafael Araujo | 552 | 18.4 |
| 2003 | Travis Hansen | 537 | 16.8 |
| 2002 | Travis Hansen | 469 | 15.6 |
| 2001 | Mekeli Wesley | 569 | 17.2 |
| 2000 | Terrell Lyday | 565 | 17.1 |
| 1999 | Mark Bigelow | 419 | 15.0 |
| 1998 | Ron Selleaze | 352 | 16.8 |
| 1997 | Jeff Campbell | 383 | 15.3 |
| 1996 | Kenneth Roberts | 539 | 19.3 |
| 1995 | Russell Larson | 573 | 17.9 |
| 1994 | Russell Larson | 637 | 19.9 |
| 1993 | Gary Trost | 516 | 15.2 |
| 1992 | Gary Trost | 441 | 14.2 |
| 1991 | Shawn Bradley | 503 | 14.8 |
| 1990 | Marty Haws | 556 | 18.5 |
| 1989 | Michael Smith | 765 | 26.4 |
| 1988 | Michael Smith | 679 | 21.2 |
| 1987 | Michael Smith | 643 | 20.1 |
| 1986 | Jeff Chatman | 559 | 17.5 |
| 1985 | Timo Saarelainen | 639 | 22.0 |
| 1984 | Devin Durrant | 866 | 27.9 |
| 1983 | Devin Durrant | 662 | 22.8 |
| 1982 | Fred Roberts | 466 | 15.5 |
| 1981 | Danny Ainge | 782 | 24.4 |
| 1980 | Danny Ainge | 555 | 19.1 |
| 1979 | Danny Ainge | 498 | 18.4 |
| 1978 | Danny Ainge | 632 | 21.1 |
| 1977 | Jay Cheesman | 429 | 15.9 |
| 1976 | Jay Cheesman | 441 | 17.6 |
| 1975 | Brian Frishman | 354 | 15.4 |
| 1974 | Doug Richards | 527 | 20.3 |
| 1973 | Kresimir Cosic | 524 | 20.2 |
| 1972 | Kresimir Cosic | 581 | 22.3 |
| 1971 | Bernie Fryer | 558 | 19.2 |
| 1970 | Doug Howard | 472 | 18.2 |
| 1969 | Doug Howard | 430 | 15.4 |
| 1968 | Kari Liimo | 410 | 17.0 |
| 1967 | Craig Raymond | 342 | 14.2 |
| 1966 | Dick Nemelka | 599 | 24.0 |
| 1965 | John Fairchild | 602 | 21.5 |
| 1964 | John Fairchild | 507 | 20.3 |
| 1963 | Bruce Burton | 445 | 17.1 |
| 1962 | Bob Skousen | 363 | 15.9 |
| 1961 | Gary Earnest | 429 | 16.5 |
| 1960 | Dave Eastis | 483 | 20.1 |
| 1959 | Bob Skousen | 462 | 17.7 |
| 1958 | John Nicoll | 463 | 17.8 |
| 1957 | John Benson | 516 | 18.4 |
| 1956 | Terry Tebbis | 506 | 19.5 |
| 1955 | Herschel Pedersen | 421 | 16.1 |
| 1954 | Dean Larsen | 426 | 15.2 |
| 1953 | Joe Richey | 525 | 17.5 |
| 1952 | Joe Richey | 352 | 14.6 |
| 1951 | Roland Minson | 619 | 16.7 |
| 1950 | Joe Nelson | 420 | 14.5 |

INDIV. REBOUNDS BY SEASON

| YEAR | PLAYER | RBS. | AVG. |
|-------------|-----------------------|------------|-------------|
| 2012 | Brandon Davies | 269 | 7.7 |
| 2011 | Noah Hartssock | 220 | 5.9 |
| 2010 | Noah Hartssock | 184 | 5.1 |
| 2009 | Jonathan Tavernari | 239 | 7.2 |
| 2008 | Trent Plaisted | 269 | 7.7 |
| 2007 | Keena Young | 223 | 6.6 |
| 2006 | Trent Plaisted | 199 | 6.9 |
| 2005 | Keena Young | 140 | 5.6 |
| 2004 | Rafael Araujo | 303 | 10.1 |
| 2003 | Rafael Araujo | 286 | 8.9 |
| 2002 | Travis Hansen | 187 | 6.2 |
| 2001 | Mekeli Wesley | 181 | 5.5 |
| 2000 | Mekeli Wesley | 192 | 5.8 |
| 1999 | Mark Bigelow | 175 | 6.3 |
| 1998 | Ron Selleaze | 146 | 7.0 |
| 1997 | Justin Weidauer | 158 | 8.3 |
| 1996 | Justin Weidauer | 204 | 7.3 |
| 1995 | Russell Larson | 222 | 6.9 |
| 1994 | Russell Larson | 292 | 9.1 |
| 1993 | Gary Trost | 236 | 6.9 |
| 1992 | Gary Trost | 203 | 6.3 |
| 1991 | Shawn Bradley | 262 | 7.7 |
| 1990 | Andy Toolson | 198 | 6.6 |
| 1989 | Michael Smith | 248 | 8.6 |
| 1988 | Michael Smith | 248 | 7.8 |
| 1987 | Michael Smith | 273 | 8.5 |
| 1986 | Tom Gneiting | 230 | 7.4 |
| 1985 | Alan Pollard | 189 | 6.5 |
| 1984 | Brett Applegate | 352 | 11.4 |
| 1983 | Greg Kite | 255 | 8.8 |
| 1982 | Steve Trumbo | 335 | 11.5 |
| 1981 | Steve Trumbo | 342 | 10.7 |
| 1980 | Alan Taylor | 317 | 10.9 |
| 1979 | Alan Taylor | 266 | 9.5 |
| 1978 | Alan Taylor | 246 | 8.5 |
| 1977 | Jay Cheesman | 225 | 8.3 |
| 1976 | Jay Cheesman | 233 | 9.3 |
| 1975 | Mark Handy | 236 | 9.1 |
| 1974 | Mark Handy | 227 | 8.7 |
| 1973 | Kresimir Cosic | 246 | 9.5 |
| 1972 | Kresimir Cosic | 332 | 12.8 |
| 1971 | Kresimir Cosic | 341 | 12.6 |
| 1970 | Paul Ruffner | 254 | 9.8 |
| 1969 | Paul Ruffner | 268 | 9.6 |
| 1968 | Jim Eakins | 252 | 10.1 |
| 1967 | Craig Raymond | 183 | 7.6 |
| 1966 | Craig Raymond | 247 | 9.9 |
| 1965 | John Fairchild | 348 | 12.4 |
| 1964 | John Fairchild | 330 | 13.2 |
| 1963 | Bruce Burton | 271 | 10.4 |
| 1962 | Bruce Burton | 271 | 10.4 |
| 1961 | Dave Eastis | 243 | 9.3 |
| 1960 | Dave Eastis | 245 | 10.2 |
| 1959 | Bob Skousen | 239 | 9.2 |
| 1958 | John Nicoll | 307 | 11.8 |
| 1957 | John Benson | 317 | 11.3 |
| 1956 | Herschel Pedersen | 314 | 12.1 |
| 1955 | Herschel Pedersen | 293 | 11.3 |
| 1954 | Nick Mateljan | 276 | 10.6 |
| 1953 | Nick Mateljan | 292 | 9.7 |
| 1952 | Joe Richey | 167 | 7.0 |
| 1951 | Mel Hutchins | 471 | 12.7 |
| 1950 | No Record Available | | |

INDIV. ASSISTS BY SEASON

| YEAR | PLAYER | AST. | AVG. |
|-------------|----------------------|------------|------------|
| 2012 | Matt Carlino | 115 | 4.6 |
| 2011 | Jimmer Fredette | 160 | 4.3 |
| 2010 | Jimmer Fredette | 159 | 4.7 |
| 2009 | Jimmer Fredette | 135 | 4.1 |
| 2008 | Ben Murdock | 125 | 3.6 |
| 2007 | Austin Ainge | 150 | 4.4 |
| 2006 | Rashaun Broadus | 104 | 3.6 |
| 2005 | Austin Ainge | 130 | 4.1 |
| 2004 | Luiz Kevin | 136 | 4.5 |
| 2003 | Lem Woodberry | 80 | 2.5 |
| 2002 | Matt Montague | 217 | 7.2 |
| 2001 | Matt Montague | 97 | 2.9 |
| 2000 | Matt Montague | 125 | 3.8 |
| 1999 | Michael Vranes | 80 | 2.9 |
| 1998 | Brian Dignan | 109 | 4.0 |
| 1997 | Matt Montague | 131 | 5.0 |
| 1996 | Randy Reid | 142 | 5.1 |
| 1995 | Robbie Reid | 157 | 4.9 |
| 1994 | Randy Reid | 87 | 2.7 |
| 1993 | Randy Reid | 141 | 4.1 |
| 1992 | Nathan Call | 204 | 6.4 |
| 1991 | Nathan Call | 164 | 4.8 |
| 1990 | Marty Haws | 123 | 4.1 |
| 1989 | Marty Haws | 149 | 5.1 |
| 1988 | Brian Taylor | 151 | 4.7 |
| 1987 | Brian Taylor | 118 | 3.7 |
| 1986 | Bob Capener | 104 | 3.3 |
| 1985 | Marty Perry | 114 | 4.2 |
| 1984 | Chris Nikkovich | 117 | 3.9 |
| 1983 | Marty Perry | 91 | 3.4 |
| 1982 | Scott Sinek | 100 | 3.3 |
| 1981 | Danny Ainge | 127 | 4.0 |
| 1980 | Danny Ainge | 132 | 4.6 |
| 1979 | Danny Ainge | 122 | 4.5 |
| 1978 | Danny Ainge | 158 | 5.3 |
| 1977 | Mike May | 108 | 4.2 |
| 1976 | Verne Thompson | 78 | 3.0 |
| 1975-53 | No Records Available | | |
| 1952 | Jerry Romney | 37 | 1.6 |
| 1951 | Roland Minson | 99 | 2.7 |
| 1950 | No Record Available | | |



KEENA YOUNG LED BYU IN SCORING & REBOUNDING IN 2007

NOTE: Bolded items indicate all-time single-season leaders for cumulative totals and per-game averages.

POINTS SCORED

| | | |
|------|-----------------------------|------|
| 1068 | Jimmer Fredette (28.9 avg.) | 2011 |
| 866 | Devin Durrant (27.9) | 1984 |
| 782 | Danny Ainge (24.4) | 1981 |
| 765 | Michael Smith (26.4) | 1989 |
| 751 | Jimmer Fredette (22.1) | 2010 |
| 679 | Michael Smith (21.2) | 1988 |
| 662 | Devin Durrant (22.8) | 1983 |
| 643 | Michael Smith (20.1) | 1987 |
| 639 | Timo Saarelainen (22.0) | 1985 |
| 637 | Russell Larson (19.5) | 1994 |
| 632 | Danny Ainge (21.1) | 1978 |
| 623 | Jeff Chatman (19.5) | 1988 |
| 619 | Roland Minson (16.7) | 1951 |
| 603 | Fred Roberts (18.8) | 1981 |
| 602 | John Fairchild (21.5) | 1965 |
| 599 | Dick Nemelka (24.0) | 1966 |
| 590 | Keena Young (17.4) | 2007 |
| 581 | Kresimir Cosic (22.3) | 1972 |
| 573 | Russell Larson (17.9) | 1995 |
| 572 | Noah Hartssock (16.8) | 2012 |
| 571 | Mel Hutchins (15.4) | 1951 |
| 569 | Mekeli Wesley (17.2) | 2001 |
| 565 | Terrell Lyday (17.1) | 2000 |
| 559 | Jeff Chatman (17.5) | 1986 |
| 557 | Bernie Fryer (19.2) | 1971 |
| 556 | Lee Cummmard (16.8) | 2009 |
| 556 | Marty Haws (18.5) | 1990 |
| 556 | Mekeli Wesley (16.8) | 2000 |
| 555 | Danny Ainge (19.1) | 1980 |
| 552 | Rafael Araujo (18.4) | 2004 |
| 552 | Lee Cummmard (15.8) | 2008 |
| 550 | Andy Toolson (18.3) | 1990 |
| 545 | Trent Plaisted (15.6) | 2008 |
| 540 | Jeff Chatman (16.9) | 1987 |
| 540 | Terrell Lyday (16.4) | 2001 |
| 539 | Kenneth Roberts (19.3) | 1996 |
| 537 | Travis Hansen (16.8) | 2003 |
| 536 | Jimmer Fredette (16.2) | 2009 |
| 532 | Brandon Davies (15.2) | 2012 |
| 529 | Joe Nelson (15.6) | 1949 |
| 527 | Doug Richards (20.3) | 1974 |
| 527 | Bryon Ruffner (18.8) | 1996 |
| 525 | Kresimir Cosic (20.2) | 1973 |
| 517 | Jonathan Tavernari (15.7) | 2009 |
| 516 | John Benson (18.4) | 1957 |
| 516 | Steve Kelly (17.8) | 1971 |
| 516 | Gary Trost (15.2) | 1993 |
| 511 | Tom Steinke (19.7) | 1957 |
| 511 | Joe Richey (17.6) | 1953 |
| 507 | John Fairchild (20.3) | 1964 |
| 506 | Terry Tebbs (19.5) | 1956 |
| 503 | Shawn Bradley (14.8) | 1991 |

POINTS PER GAME

| | | |
|------|------------------|------|
| 28.9 | Jimmer Fredette | 2011 |
| 27.9 | Devin Durrant | 1984 |
| 26.4 | Michael Smith | 1989 |
| 24.4 | Danny Ainge | 1981 |
| 24.0 | Dick Nemelka | 1966 |
| 22.8 | Devin Durrant | 1983 |
| 22.3 | Kresimir Cosic | 1972 |
| 22.1 | Jimmer Fredette | 2010 |
| 22.0 | Timo Saarelainen | 1985 |
| 21.5 | John Fairchild | 1965 |
| 21.2 | Michael Smith | 1988 |
| 21.1 | Danny Ainge | 1978 |
| 20.3 | Doug Richards | 1974 |
| 20.3 | John Fairchild | 1964 |
| 20.2 | Kresimir Cosic | 1973 |
| 20.1 | Michael Smith | 1987 |
| 20.1 | Dave Eastis | 1960 |

FIELD GOAL PERCENTAGE (MIN. 75 FGS)

| | | |
|------|----------------|------|
| .631 | Russell Larson | 1993 |
| .620 | Jim Usevitch | 1984 |
| .616 | Tom Gneiting | 1987 |
| .606 | Eric Nielsen | 2001 |
| .597 | Alan Taylor | 1980 |
| .597 | Gary Trost | 1991 |
| .595 | Jeff Chatman | 1988 |
| .591 | Jared Jensen | 2002 |

| | | |
|------|--------------|------|
| .588 | Fred Roberts | 1980 |
|------|--------------|------|

FIELD GOALS ATTEMPTED

| | | |
|-----|-----------------|------|
| 765 | Jimmer Fredette | 2011 |
|-----|-----------------|------|

FIELD GOALS MADE

| | | |
|-----|-----------------|------|
| 346 | Jimmer Fredette | 2011 |
|-----|-----------------|------|

3-POINT PERCT. (30+ ATTS)

| | | |
|------|-------------|------|
| .532 | Nathan Call | 1988 |
|------|-------------|------|

3-POINT FIELD GOALS ATTEMPTED

| | | |
|-----|-----------------|------|
| 313 | Jimmer Fredette | 2011 |
|-----|-----------------|------|

3-POINT FIELD GOALS MADE

| | | |
|-----|--------------------|------|
| 124 | Jimmer Fredette | 2011 |
| 92 | Jackson Emery | 2011 |
| 88 | Jonathan Tavernari | 2008 |
| 85 | Jonathan Tavernari | 2009 |
| 85 | Jackson Emery | 2010 |
| 77 | Jimmer Fredette | 2010 |
| 74 | Andy Toolson | 1990 |
| 73 | Nick Sanderson | 1993 |
| 68 | Danny Bower | 1998 |
| 67 | Terrell Lyday | 2000 |

CONSECUTIVE GAMES WITH A 3-POINT FIELD GOAL (SEASON)

| | | |
|----|--------------------|------|
| 29 | Jimmer Fredette | 2011 |
| 22 | Jonathan Tavernari | 2009 |
| 21 | Terrell Lyday | 2000 |
| 16 | Andy Toolson | 1990 |
| 16 | Jonathan Tavernari | 2008 |
| 15 | Mark Bigelow | 2002 |
| 15 | Jackson Emery | 2010 |
| 14 | Jimmer Fredette | 2010 |
| 14 | Terrell Lyday | 2001 |
| 13 | Jimmy Balderson | 2006 |
| 13 | Lee Cummmard | 2007 |
| 12 | Mark Bigelow | 2003 |
| 12 | Jonathan Tavernari | 2008 |

CONSECUTIVE 3-POINTERS MADE

| | | |
|---|-----------------|------|
| 9 | Jimmy Balderson | 2006 |
|---|-----------------|------|

FREE THROW PERCENTAGE (MIN. 50 ATTS.)

| | | |
|------|---------------------------|------|
| .925 | Michael Smith (160/173) | 1989 |
| .917 | Tyler Haws (110/120) | 2010 |
| .904 | Michael Smith (103/114) | 1987 |
| .902 | Bob Quinnney (55/61) | 1966 |
| .902 | Chris Nikchevich (55/61) | 1984 |
| .894 | Jimmer Fredette (252/282) | 2011 |
| .892 | Jimmer Fredette (224/251) | 2010 |
| .877 | Scott Runia (50/57) | 1979 |
| .875 | Ricky Bower (49/56) | 2003 |
| .874 | Gary Batchelor (104/119) | 1963 |
| .874 | Brian Taylor (97/111) | 1988 |
| .871 | Lee Cummmard (122/140) | 2009 |
| .864 | Danny Ainge (146/169) | 1978 |
| .857 | Lee Cummmard (96/112) | 2008 |
| .855 | Randy Reid (71/83) | 1993 |
| .853 | Doug Howard (122/143) | 1969 |
| .851 | Randy Reid (86-101) | 1995 |

FREE THROWS ATTEMPTED

| | | |
|-----|---------------|------|
| 307 | Devin Durrant | 1984 |
|-----|---------------|------|

FREE THROWS MADE


| | | |
|-----|-----------------|------|
| 252 | Jimmer Fredette | 2011 |
|-----|-----------------|------|

CONSECUTIVE FREE THROWS

| | | |
|----|------------|------|
| 48 | Tyler Haws | 2010 |
|----|------------|------|

REBOUNDS

| | | |
|-----|-----------------|------|
| 471 | Mel Hutchins | 1951 |
| 352 | Brett Applegate | 1984 |
| 348 | John Fairchild | 1965 |
| 342 | Steve Trumbo | 1981 |
| 341 | Kresimir Cosic | 1971 |
| 335 | Steve Trumbo | 1982 |
| 332 | Kresimir Cosic | 1972 |
| 330 | John Fairchild | 1964 |



MICHAEL SMITH

| | | |
|-----|-------------------|------|
| 317 | Alan Taylor | 1980 |
| 317 | John Bensen | 1957 |
| 314 | Herschel Pedersen | 1956 |
| 307 | John Nichol | 1958 |

REBOUNDS PER GAME (MIN. 2/3 GP)

| | | |
|------|-------------------|------|
| 13.2 | John Fairchild | 1964 |
| 12.8 | Kresimir Cosic | 1972 |
| 12.7 | Mel Hutchins | 1951 |
| 12.6 | Kresimir Cosic | 1971 |
| 12.4 | John Fairchild | 1965 |
| 12.1 | Herschel Pedersen | 1956 |
| 11.8 | John Nichol | 1958 |
| 11.6 | Steve Trumbo | 1982 |
| 11.4 | Brett Applegate | 1984 |
| 11.3 | John Bensen | 1957 |
| 11.3 | Herschel Pedersen | 1955 |
| 11.0 | Mark Miller | 1960 |
| 10.9 | Alan Taylor | 1980 |
| 10.7 | Steve Trumbo | 1981 |
| 10.6 | Nick Mateljan | 1954 |
| 10.4 | Bruce Burton | 1963 |
| 10.4 | Bruce Burton | 1962 |
| 10.2 | Dave Eastis | 1960 |
| 10.1 | Jim Eakins | 1968 |
| 10.1 | Rafael Araujo | 2004 |

PERSONAL FOULS

| | | |
|-----|--------------|------|
| 124 | Jared Miller | 1993 |
|-----|--------------|------|

TIMES DISQUALIFIED

| | | |
|----|--------------|------|
| 11 | Jared Miller | 1993 |
| 11 | Glen Roberts | 1978 |

BLOCKED SHOTS

| | | |
|-----|---------------|------|
| 177 | Shawn Bradley | 1991 |
|-----|---------------|------|

STEALS

| | | |
|-----|---------------|------|
| 101 | Jackson Emery | 2011 |
| 91 | Jackson Emery | 2010 |
| 66 | Marty Haws | 1990 |

ASSISTS - TOTAL

| | | |
|-----|-----------------|------|
| 217 | Matt Montague | 2002 |
| 204 | Nathan Call | 1992 |
| 164 | Nathan Call | 1991 |
| 160 | Jimmer Fredette | 2011 |
| 159 | Jimmer Fredette | 2010 |
| 158 | Danny Ainge | 1978 |

ASSISTS - AVERAGE

| | | |
|-----|---------------|------|
| 7.2 | Matt Montague | 2002 |
| 6.4 | Nathan Call | 1992 |
| 5.3 | Danny Ainge | 1978 |
| 5.1 | Marty Haws | 1989 |
| 5.1 | Randy Reid | 1996 |
| 5.0 | Matt Montague | 1997 |

TRIPLE DOUBLES

| | | |
|---|--------------------------------|------|
| 1 | Danny Ainge (vs. L. Beach St.) | 1978 |
| 1 | Fred Roberts (vs. Utah) | 1981 |
| 1 | Michael Smith (vs. Colo. St.) | 1988 |

POINTS SCORED

| | | |
|------|--------------------|--------------|
| 2599 | Jimmer Fredette | 08-09-10-11 |
| 2467 | Danny Ainge | 78-79-80-81 |
| 2319 | Michael Smith | 84-87-88-89 |
| 2285 | Devin Durrant | 79-80-83-84 |
| 1885 | Russell Larson | 92-93-94-95 |
| 1841 | Fred Roberts | 79-80-81-82 |
| 1824 | Jeff Chatman | 85-86-87-88 |
| 1740 | Mekeli Wesley | 98-99-00-01 |
| 1715 | Mark Bigelow | 99, 02-03-04 |
| 1652 | Kenneth Roberts | 91-94-95-96 |
| 1569 | Lee Cummmard | 06-07-08-09 |
| 1519 | Jonathan Tavernari | 07-08-09-10 |
| 1513 | Kresimir Cosic | 71-72-73 |
| 1408 | Jay Cheesman | 74-75-76-77 |
| 1407 | Roland Minson | 49-50-51 |

POINTS PER GAME (MIN. 50 GP)

| | | |
|-------|-----------------|------------------------|
| 20.92 | John Fairchild | 20.2, 21.5 |
| 20.91 | Danny Ainge | 21.1, 18.4, 19.1, 24.4 |
| 19.5 | Devin Durrant | 13.2, 13.3, 22.8, 27.9 |
| 19.2 | Kresimir Cosic | 15.0, 22.3, 20.2 |
| 19.0 | Michael Smith | 8.0, 20.1, 21.2, 26.4 |
| 18.7 | Bernie Fryer | 19.2, 18.2 |
| 18.7 | Jimmer Fredette | 7.0, 16.2, 22.1, 28.9 |
| 16.7 | Terrell Lyday | 17.1, 16.4 |
| 16.7 | Dick Nemelka | 10.8, 15.4, 24.0 |
| 16.3 | Paul Ruffner | 15.1, 17.7 |
| 16.2 | Bob Skousen | 17.7, 15.9, 13.0 |
| 15.6 | Doug Richards | 20.3, 15.9, 10.7 |
| 15.5 | Fred Roberts | 14.3, 12.9, 15.5, 18.8 |

FIELD GOALS ATTEMPTED

| | | |
|------|--------------------|-------------|
| 1875 | Danny Ainge | 78-79-80-81 |
| 1843 | Jimmer Fredette | 08-09-10-11 |
| 1749 | Michael Smith | 84-87-88-89 |
| 1527 | Devin Durrant | 79-80-83-84 |
| 1369 | Jeff Chatman | 85-86-87-88 |
| 1332 | Joe Richey | 51-52-53 |
| 1332 | Jonathan Tavernari | 07-08-09-10 |
| 1259 | Fred Roberts | 79-80-81-82 |
| 1250 | Mark Bigelow | 99-02-03-04 |
| 1227 | Mekeli Wesley | 98-99-00-01 |

FIELD GOALS MADE

| | | |
|-----|--------------------|-------------|
| 987 | Danny Ainge | 78-79-80-81 |
| 886 | Michael Smith | 84-87-88-89 |
| 838 | Jimmer Fredette | 08-09-10-11 |
| 832 | Devin Durrant | 79-80-83-84 |
| 751 | Jeff Chatman | 85-86-87-88 |
| 687 | Fred Roberts | 79-80-81-82 |
| 660 | Russell Larson | 92-93-94-95 |
| 570 | Mekeli Wesley | 98-99-00-01 |
| 566 | Kresimir Cosic | 71-72-73 |
| 561 | Lee Cummmard | 06-07-08-09 |
| 561 | Kenneth Roberts | 91-94-95-96 |
| 561 | Jonathan Tavernari | 07-08-09-10 |
| 561 | Roland Minson | 49-50-51 |

FIELD GOAL PERCENTAGE (MIN 400 ATT)

| | | |
|------|-----------------|-------------|
| .577 | Alan Taylor | 77-78-79-80 |
| .567 | Jared Jensen | 02-03-04-05 |
| .567 | Rafael Araujo | 03-04 |
| .566 | Gary Trost | 88-91-92-93 |
| .556 | Jared Miller | 91-92-93 |
| .556 | Russell Larson | 92-93-94-95 |
| .550 | Tom Gneiting | 85-86-87 |
| .549 | Jeff Chatman | 85-86-87-88 |
| .546 | Kenneth Roberts | 91-94-95-96 |

3-POINT FIELD GOALS ATTEMPTED

| | | |
|-----|--------------------|-------------|
| 752 | Jimmer Fredette | 08-09-10-11 |
| 698 | Jonathan Tavernari | 07-08-09-10 |
| 601 | Jackson Emery | 06-09-10-11 |
| 559 | Mark Bigelow | 99-02-03-04 |
| 381 | Mike Rose | 04-05-06-07 |
| 355 | Randy Reid | 93-94-95-96 |
| 355 | Lee Cummmard | 06-07-08-09 |

3-POINT FIELD GOALS MADE

| | | |
|-----|--------------------|-------------|
| 296 | Jimmer Fredette | 08-09-10-11 |
| 265 | Jonathan Tavernari | 07-08-09-10 |
| 230 | Jackson Emery | 06-09-10-11 |
| 213 | Mark Bigelow | 99-02-03-04 |
| 163 | Mike Rose | 04-05-06-07 |
| 153 | Lee Cummmard | 06-07-08-09 |
| 141 | Andy Toolson | 85-88-89-90 |

3-POINT PERCENTAGE (MIN 100 ATT)

| | | |
|------|----------------|--------------|
| .484 | Brock Reichner | 05-06 |
| .456 | Nathan Call | 86-87-90-91 |
| .445 | Mark Heslop | 88-89-90-91 |
| .437 | Andy Toolson | 85-88-89-90 |
| .434 | Brian Taylor | 83-84, 87-88 |
| .431 | Lee Cummmard | 06-07-08-09 |

CONSECUTIVE GAMES WITH A 3-POINT FIELD GOAL - CAREER

| | | |
|----|--------------------|------------|
| 29 | Jimmer Fredette | 2011 |
| 24 | Jackson Emery | 2010, 2011 |
| 22 | Jonathan Tavernari | 2009 |
| 22 | Mark Bigelow | 1999, 2002 |
| 21 | Terrell Lyday | 2000 |

FREE THROWS ATTEMPTED

| | | |
|-----|-----------------|-------------|
| 820 | Devin Durrant | 79-80-83-84 |
| 711 | Jimmer Fredette | 08-09-10-11 |
| 673 | Russell Larson | |

9. MARK BIGELOW • 1998-99, 2001-04, G/F, 6-7 • 1715 CAREER POINTS

| YEAR | G | GS | MIN | AVG | FG | FGA | PCT | 3FG | FGA | PCT | FT | FTA | PCT | REB | RPG | A | APG | TO | BLK | STL | PTS | PPG |
|---------|-----|-----|------|------|-----|------|------|-----|-----|------|-----|-----|------|-----|-----|-----|-----|-----|-----|-----|------|------|
| 1998-99 | 28 | 27 | 907 | 32.4 | 132 | 301 | .439 | 44 | 113 | .389 | 111 | 140 | .793 | 175 | 6.3 | 57 | 2.0 | 76 | 13 | 38 | 419 | 15.0 |
| 2001-02 | 30 | 30 | 954 | 31.8 | 138 | 317 | .435 | 65 | 154 | .422 | 106 | 132 | .803 | 82 | 2.7 | 44 | 1.5 | 62 | 11 | 21 | 447 | 14.9 |
| 2002-03 | 32 | 32 | 1025 | 32.0 | 145 | 332 | .437 | 63 | 151 | .417 | 93 | 112 | .830 | 118 | 3.7 | 74 | 2.3 | 56 | 12 | 33 | 446 | 13.9 |
| 2003-04 | 30 | 30 | 956 | 31.9 | 129 | 300 | .430 | 41 | 141 | .291 | 104 | 129 | .806 | 113 | 3.8 | 85 | 2.8 | 50 | 13 | 24 | 403 | 13.4 |
| Totals | 120 | 119 | 3842 | 32.0 | 544 | 1250 | .435 | 213 | 559 | .381 | 414 | 513 | .807 | 488 | 4.1 | 260 | 2.2 | 244 | 49 | 116 | 1715 | 14.3 |

• Earned All-MWC Second Team honors in senior season

10. KENNETH ROBERTS • 1990-91, 1993-96, F, 6-8, 1652 CAREER POINTS

| YEAR | G | GS | MIN | AVG | FG | FGA | PCT | 3FG | FGA | PCT | FT | FTA | PCT | REB | RPG | A | APG | TO | BLK | STL | PTS | PPG |
|---------|-----|-----|------|------|-----|------|------|-----|-----|------|-----|-----|------|-----|-----|-----|-----|-----|-----|-----|------|------|
| 1990-91 | 34 | 34 | 897 | 26.4 | 78 | 158 | .494 | 4 | 10 | .400 | 50 | 76 | .658 | 151 | 4.4 | 96 | 2.8 | 54 | 14 | 20 | 310 | 6.2 |
| 1993-94 | 32 | 28 | 993 | 31.0 | 142 | 246 | .577 | 1 | 2 | .500 | 124 | 156 | .795 | 192 | 6.0 | 61 | 1.9 | 49 | 21 | 25 | 409 | 12.8 |
| 1994-95 | 32 | 31 | 1037 | 32.4 | 171 | 307 | .557 | 2 | 3 | .667 | 150 | 179 | .838 | 212 | 6.6 | 47 | 1.5 | 60 | 12 | 30 | 494 | 15.4 |
| 1995-96 | 28 | 28 | 983 | 35.1 | 170 | 316 | .538 | 12 | 27 | .444 | 187 | 230 | .813 | 198 | 7.1 | 68 | 2.4 | 63 | 26 | 29 | 539 | 19.3 |
| Totals | 126 | 121 | 3910 | 31.0 | 561 | 1027 | .546 | 19 | 42 | .452 | 511 | 641 | .797 | 753 | 6.0 | 272 | 2.2 | 226 | 73 | 104 | 1652 | 13.1 |

• Twice named All-WAC First Team

• Voted top WAC rebounder

11. LEE CUMMARD • 2006-09, G, 6-7 • 1569 CAREER POINTS

| YEAR | G | GS | MIN | AVG | FG | FGA | PCT | 3FG | FGA | PCT | FT | FTA | PCT | REB | RPG | A | APG | TO | BLK | STL | PTS | PPG |
|---------|-----|-----|------|------|-----|------|------|-----|-----|------|-----|-----|------|-----|-----|-----|-----|-----|-----|-----|------|------|
| 2005-06 | 29 | 14 | 430 | 14.8 | 50 | 110 | .455 | 17 | 43 | .395 | 26 | 34 | .765 | 68 | 2.3 | 45 | 1.6 | 31 | 12 | 16 | 143 | 4.9 |
| 2006-07 | 34 | 34 | 990 | 29.1 | 114 | 206 | .553 | 40 | 92 | .435 | 50 | 63 | .794 | 191 | 5.6 | 93 | 2.7 | 49 | 29 | 50 | 318 | 9.4 |
| 2007-08 | 35 | 35 | 1101 | 31.5 | 198 | 348 | .569 | 60 | 127 | .472 | 96 | 112 | .857 | 222 | 6.3 | 123 | 3.5 | 79 | 35 | 33 | 552 | 15.8 |
| 2008-09 | 33 | 33 | 1081 | 32.8 | 199 | 385 | .517 | 36 | 93 | .387 | 122 | 140 | .871 | 205 | 6.2 | 111 | 3.4 | 54 | 30 | 30 | 556 | 16.8 |
| Totals | 131 | 116 | 3602 | 27.5 | 561 | 1049 | .535 | 153 | 355 | .431 | 294 | 349 | .842 | 686 | 5.2 | 372 | 2.8 | 213 | 106 | 129 | 1569 | 12.0 |

• 2009 All-America Fourth Team by FOXSports.com

• 2009 All-MWC First Team

• 2008 AP All-American Honorable Mention

• 2008 MWC Co-Player of the Year

12. JONATHAN TAVERNARI • 2006-PRESENT, F, 6-6 • 1519 CAREER POINTS

| YEAR | G | GS | MIN | AVG | FG | FGA | PCT | 3FG | FGA | PCT | FT | FTA | PCT | REB | RPG | A | APG | TO | BLK | STL | PTS | PPG |
|---------|-----|----|------|------|-----|------|------|-----|-----|------|-----|-----|------|-----|-----|-----|-----|-----|-----|-----|------|------|
| 2006-07 | 28 | 0 | 343 | 12.3 | 68 | 143 | .476 | 29 | 78 | .372 | 16 | 23 | .696 | 80 | 2.9 | 17 | 0.6 | 17 | 8 | 18 | 181 | 6.5 |
| 2007-08 | 35 | 29 | 966 | 27.6 | 166 | 420 | .395 | 88 | 234 | .376 | 39 | 45 | .867 | 184 | 5.3 | 53 | 1.5 | 59 | 16 | 48 | 459 | 13.1 |
| 2008-09 | 33 | 33 | 1042 | 31.6 | 195 | 451 | .432 | 85 | 223 | .381 | 42 | 55 | .764 | 239 | 7.2 | 58 | 1.8 | 44 | 11 | 49 | 517 | 15.7 |
| 2009-10 | 36 | 7 | 849 | 23.6 | 132 | 318 | .415 | 63 | 163 | .387 | 35 | 43 | .814 | 157 | 4.4 | 54 | 1.5 | 44 | 7 | 50 | 362 | 10.1 |
| Totals | 132 | 69 | 3200 | 24.2 | 561 | 1332 | .421 | 265 | 698 | .380 | 132 | 166 | .795 | 660 | 5.0 | 182 | 1.4 | 164 | 42 | 165 | 1519 | 11.5 |

• 2007, 2008, 2009 All-MWC Third Team

• 2007 MWC Freshman of the Year and 2010 MWC Sixth Man of the Year

13. KRESIMIR COSIC • 1970-73, C, 6-11 • 1513 CAREER POINTS

| YEAR | G | GS | MIN | AVG | FG | FGA | PCT | 3FG | FGA | PCT | FT | FTA | PCT | REB | RPG | A | APG | TO | BLK | STL | PTS | PPG |
|---------|----|----|-----|-----|-----|------|------|-----|-----|-----|-----|-----|------|-----|------|---|-----|----|-----|-----|------|------|
| 1970-71 | 27 | — | — | — | 153 | 317 | .483 | — | — | — | 101 | 137 | .737 | 341 | 12.6 | — | — | — | — | — | 407 | 15.1 |
| 1971-72 | 26 | — | — | — | 207 | 415 | .499 | — | — | — | 167 | 207 | .807 | 332 | 12.8 | — | — | — | — | — | 581 | 22.3 |
| 1972-73 | 26 | — | — | — | 206 | 430 | .479 | — | — | — | 113 | 140 | .807 | 246 | 9.5 | — | — | — | — | — | 525 | 20.2 |
| Totals | 79 | — | — | — | 566 | 1162 | .487 | — | — | — | 381 | 484 | .787 | 919 | 11.6 | — | — | — | — | — | 1513 | 19.2 |

• Named first-team Converse, Helms and UPI All-America

• Named All-Conference during his sophomore, junior and senior seasons

14. JAY CHEESMAN • 1973-77, F/C, 6-9 • 1408 CAREER POINTS

| YEAR | G | GS | MIN | AVG | FG | FGA | PCT | 3FG | FGA | PCT | FT | FTA | PCT | REB | RPG | A | APG | TO | BLK | STL | PTS | PPG |
|---------|-----|----|-----|-----|------|------|------|------|------|-----|-----|-----|------|-----|-----|----|-----|----|-----|-----|------|------|
| 1973-74 | 25 | — | — | — | 65 | 156 | .417 | — | — | — | 29 | 41 | .707 | 92 | 3.7 | — | — | — | — | — | 159 | 6.4 |
| 1974-75 | 26 | — | — | — | 151 | 290 | .521 | — | — | — | 77 | 115 | .670 | 172 | 6.6 | — | — | — | — | — | 379 | 14.6 |
| 1975-76 | 25 | — | — | — | 750 | 30.0 | .72 | 349 | .493 | — | 97 | 129 | .752 | 223 | 8.9 | 47 | 1.9 | — | — | — | 441 | 17.6 |
| 1976-77 | 27 | — | — | — | 837 | 31.0 | .70 | 357 | .476 | — | 89 | 116 | .767 | 225 | 8.3 | 31 | 1.1 | — | — | — | 429 | 15.9 |
| Totals | 103 | — | — | — | 1587 | 15.4 | .558 | 1152 | .484 | — | 292 | 401 | .728 | 712 | 6.9 | 78 | 0.8 | — | — | — | 1408 | 13.7 |

• First-team All-WAC as a junior, second team as a senior

15. ROLAND MINSON • 1948-51, F, 6-0 • 1407 CAREER POINTS

| YEAR | G | GS | MIN | AVG | FG | FGA | PCT | 3FG | FGA | PCT | FT | FTA | PCT | REB | RPG | A | APG | TO | BLK | STL | PTS | PPG |
|---------|-----|----|-----|-----|-----|-----|------|-----|-----|-----|-----|-----|------|-----|-----|---|-----|----|-----|-----|------|------|
| 1948-49 | 35 | — | — | — | 149 | — | — | — | — | — | 73 | 110 | .664 | — | — | — | — | — | — | — | 371 | 10.6 |
| 1949-50 | 34 | — | — | — | 173 | 452 | .383 | — | — | — | 71 | 127 | .559 | — | — | — | — | — | — | — | 417 | 12.3 |
| 1950-51 | 37 | — | — | — | 239 | 627 | .381 | — | — | — | 141 | 203 | .695 | 186 | 5.0 | — | — | — | — | — | 619 | 16.7 |
| Totals | 106 | — | — | — | 561 | — | — | — | — | — | 285 | 440 | .648 | 186 | 1.8 | — | — | — | — | — | 1407 | 13.3 |

• MVP in the NIT tourney won by the Cougars in 1951

• Drafted in the first round by the New York Knicks

16. ANDY TOOLSON • 1984-85, 1987-90, F, 6-6 • 1388 CAREER POINTS

| YEAR | G | GS | MIN | AVG | FG | FGA | PCT | 3FG | FGA | PCT | FT | FTA | PCT | REB | RPG | A | APG | TO | BLK | STL | PTS | PPG | |
|---------|-----|----|------|------|-----|------|------|-----|------|------|-----|-----|------|------|-----|-----|-----|-----|-----|-----|------|------|-----|
| 1984-85 | 29 | — | — | — | 548 | 18.9 | .97 | 193 | .503 | — | — | 53 | 73 | .726 | 77 | 2.7 | 32 | 1 | 22 | 3 | 12 | 247 | 8.5 |
| 1987-88 | 32 | 22 | 611 | 19.1 | 64 | 149 | .430 | 25 | 63 | .397 | 39 | 53 | .736 | 88 | 2.8 | 41 | 1.3 | 23 | 3 | 15 | 192 | 6.0 | |
| 1988-89 | 26 | 26 | 905 | 34.8 | 126 | 265 | .475 | 42 | 109 | .385 | 105 | 126 | .833 | 171 | 6.6 | 45 | 1.7 | 37 | 8 | 27 | 399 | 15.3 | |
| 1989-90 | 30 | 30 | 1095 | 36.5 | 184 | 351 | .524 | 74 | 151 | .490 | 108 | 141 | .766 | 198 | 6.6 | 80 | 2.7 | 48 | 11 | 30 | 550 | 18.3 | |
| Totals | 117 | 78 | 3159 | 27.0 | 471 | 958 | .492 | 141 | 323 | .437 | 305 | 393 | .776 | 534 | 4.6 | 198 | 1.7 | 130 | 25 | 84 | 1388 | 11.9 | |

• Named first-team Academic All-America during his senior year

17. TRENT PLAISTED • 2004-08, C, 6-11 • 1372 CAREER POINTS

| YEAR | G | GS | MIN | AVG | FG | FGA | PCT | 3FG | FGA | PCT | FT | FTA | PCT | REB | RPG | A | APG | TO | BLK | STL | PTS | PPG |
|----------|-----|----|------|------|-----|-----|------|-----|-----|------|-----|-----|--------|-----|-----|----|-----|----|-----|-----|-----|------|
| *2004-05 | 5 | 0 | 44 | 8.8 | 0 | 3 | .000 | 0 | 0 | .000 | 3 | 6 | .500 | 8 | 1.6 | 1 | 0.2 | 2 | 0 | 0 | 3 | 0.6 |
| 2005-06 | 29 | 29 | 819 | 28.2 | 144 | 276 | .522 | 0 | 0 | .000 | 106 | 172 | .616 | 199 | 6.9 | 28 | 1.0 | 71 | 27 | 12 | 394 | 13.6 |
| 2006-07 | 34 | 33 | 977 | 28.7 | 167 | 306 | .546 | 0 | 0 | .000 | 96 | 195 | .492 | 210 | 6.2 | 40 | 1.2 | 56 | 46 | 15 | 430 | 12.6 |
| 2007-08 | 35 | 35 | 958 | 27.2 | 202 | 373 | .542 | 0 | 0 | .000 | 141 | 260 | .542 | 269 | 7.7 | 54 | 1.5 | 84 | 34 | 15 | 545 | 15.6 |
| Totals | 103 | 97 | 2798 | 27.4 | 513 | 958 | .535 | 0 | 0 | .000 | 346 | 633 | .547</ | | | | | | | | | |



26. NOAH HARTSOCK • 2008-12, F, 6-8 • 1191 CAREER POINTS

| YEAR | G | GS | MIN | AVG | FG | FGA | PCT | 3FG | FGA | PCT | FT | FTA | PCT | REB | RPG | A | APG | TO | BLK | STL | PTS | PPG |
|---------|-----|----|------|------|-----|-----|------|-----|-----|------|-----|-----|------|-----|-----|-----|-----|-----|-----|-----|------|------|
| 2008-09 | 27 | 0 | 304 | 11.3 | 25 | 43 | .581 | 0 | 0 | .000 | 16 | 27 | .593 | 63 | 2.3 | 7 | 0.3 | 14 | 15 | 6 | 66 | 2.4 |
| 2009-10 | 36 | 30 | 878 | 24.4 | 97 | 175 | .554 | 1 | 4 | .250 | 38 | 44 | .864 | 184 | 5.1 | 42 | 1.2 | 21 | 46 | 18 | 233 | 6.5 |
| 2010-11 | 37 | 36 | 1100 | 29.7 | 123 | 247 | .498 | 26 | 60 | .433 | 48 | 58 | .828 | 220 | 5.9 | 59 | 1.6 | 35 | 61 | 21 | 320 | 8.6 |
| 2011-12 | 34 | 32 | 1049 | 30.9 | 216 | 382 | .565 | 12 | 35 | .343 | 128 | 152 | .842 | 171 | 5.0 | 50 | 1.5 | 53 | 55 | 29 | 572 | 16.8 |
| Totals | 134 | 98 | 3331 | 24.9 | 461 | 847 | .544 | 39 | 99 | .394 | 230 | 281 | .819 | 638 | 4.8 | 274 | 1.2 | 123 | 177 | 74 | 1191 | 8.9 |

• Named All-WCC Team and All-District as a senior • Tied for second all-time in blocks at BYU

27. JOE RICHEY • 1950-52, F, 6-1 • 1177 CAREER POINTS

| YEAR | G | GS | MIN | AVG | FG | FGA | PCT | 3FG | FGA | PCT | FT | FTA | PCT | REB | RPG | A | APG | TO | BLK | STL | PTS | PPG |
|---------|----|----|-----|-----|-----|------|------|-----|-----|-----|-----|-----|------|-----|-----|---|-----|----|-----|-----|------|------|
| 1950-51 | 36 | — | — | — | 126 | 367 | .343 | — | — | — | 62 | 109 | .569 | 196 | 5.4 | — | — | — | — | — | 314 | 8.7 |
| 1951-52 | 24 | — | — | — | 145 | 411 | .353 | — | — | — | 62 | 84 | .738 | 167 | 7.0 | — | — | — | — | — | 352 | 14.7 |
| 1952-53 | 29 | — | — | — | 194 | 554 | .350 | — | — | — | 123 | 156 | .788 | 217 | 7.5 | — | — | — | — | — | 511 | 17.6 |
| Totals | 89 | — | — | — | 465 | 1332 | .349 | — | — | — | 247 | 349 | .708 | 580 | 6.5 | — | — | — | — | — | 1177 | 13.2 |

• Led BYU to the NIT Championship in his sophomore season • First-team All-America by Look and second-team All-America by Colliers

28. RANDY REID • 1992-96, G, 6-2 • 1170 CAREER POINTS

| YEAR | G | GS | MIN | AVG | FG | FGA | PCT | 3FG | FGA | PCT | FT | FTA | PCT | REB | RPG | A | APG | TO | BLK | STL | PTS | PPG |
|---------|-----|-----|------|------|-----|-----|------|-----|-----|------|-----|-----|------|-----|-----|-----|-----|-----|-----|-----|------|------|
| 1992-93 | 34 | 33 | 923 | 27.1 | 59 | 155 | .381 | 23 | 65 | .354 | 71 | 83 | .855 | 76 | 2.2 | 141 | 4.1 | 89 | 2 | 30 | 212 | 6.2 |
| 1993-94 | 32 | 32 | 876 | 27.4 | 125 | 242 | .517 | 34 | 100 | .340 | 93 | 117 | .795 | 68 | 2.1 | 87 | 2.7 | 52 | 2 | 21 | 377 | 11.8 |
| 1994-95 | 31 | 29 | 966 | 31.2 | 76 | 206 | .369 | 30 | 91 | .330 | 86 | 101 | .851 | 82 | 2.6 | 88 | 2.8 | 41 | 4 | 26 | 268 | 8.6 |
| 1995-96 | 28 | 28 | 907 | 32.4 | 99 | 238 | .416 | 27 | 99 | .273 | 88 | 106 | .830 | 61 | 2.2 | 142 | 5.1 | 50 | 0 | 41 | 313 | 11.2 |
| Totals | 125 | 122 | 3672 | 29.4 | 359 | 841 | .427 | 114 | 355 | .321 | 338 | 407 | .830 | 287 | 2.3 | 458 | 3.7 | 232 | 8 | 118 | 1170 | 9.4 |

• Selected to be on the GTE/CoSida Academic All-District VIII Team • Voted to the All-Defensive Team by the coaches

29. KARI LIIMO • 1966-69, F, 6-7 • 1156 CAREER POINTS

| YEAR | G | GS | MIN | AVG | FG | FGA | PCT | 3FG | FGA | PCT | FT | FTA | PCT | REB | RPG | A | APG | TO | BLK | STL | PTS | PPG |
|---------|----|----|-----|-----|-----|-----|------|-----|-----|-----|-----|-----|------|-----|-----|---|-----|----|-----|-----|------|------|
| 1966-67 | 24 | — | — | — | 117 | 226 | .518 | — | — | — | 93 | 116 | .802 | 176 | 7.3 | — | — | — | — | — | 327 | 13.6 |
| 1967-68 | 24 | — | — | — | 159 | 333 | .477 | — | — | — | 92 | 129 | .713 | 231 | 9.6 | — | — | — | — | — | 410 | 17.1 |
| 1968-69 | 28 | — | — | — | 164 | 349 | .470 | — | — | — | 91 | 140 | .650 | 248 | 8.9 | — | — | — | — | — | 419 | 15.0 |
| Totals | 76 | — | — | — | 440 | 908 | .485 | — | — | — | 276 | 385 | .717 | 655 | 8.6 | — | — | — | — | — | 1156 | 15.2 |

• Played on the Finnish Olympic team averaging 29 points per game

30. ELWOOD ROMNEY • 1929-33 • 1150 CAREER POINTS

• Named to the Helms All-America Team in 1932 • BYU's first basketball player to score over 1,100 points during his career
 • Named to the all-conference team for three years • Played semi-professional ball with the Denver Athletic Club for three years

31. DOUG HOWARD • 1967-70, G, 6-3 • 1143 CAREER POINTS

| YEAR | G | GS | MIN | AVG | FG | FGA | PCT | 3FG | FGA | PCT | FT | FTA | PCT | REB | RPG | A | APG | TO | BLK | STL | PTS | PPG |
|---------|----|----|-----|-----|-----|-----|------|-----|-----|-----|-----|-----|------|-----|-----|---|-----|----|-----|-----|------|------|
| 1967-68 | 25 | — | — | — | 95 | 242 | .393 | — | — | — | 51 | 70 | .729 | 114 | 4.6 | — | — | — | — | — | 241 | 9.6 |
| 1968-69 | 28 | — | — | — | 158 | 324 | .488 | — | — | — | 114 | 140 | .814 | 111 | 4.0 | — | — | — | — | — | 430 | 15.4 |
| 1969-70 | 26 | — | — | — | 175 | 399 | .439 | — | — | — | 122 | 143 | .853 | 136 | 5.2 | — | — | — | — | — | 472 | 18.2 |
| Totals | 79 | — | — | — | 428 | 965 | .444 | — | — | — | 287 | 353 | .813 | 361 | 4.6 | — | — | — | — | — | 1143 | 14.5 |

• Was a two-sport star at BYU (Basketball & Baseball)

32. TRAVIS HANSEN • 2000-03, G/F, 6-6 • 1137 CAREER POINTS

| YEAR | G | GS | MIN | AVG | FG | FGA | PCT | 3FG | FGA | PCT | FT | FTA | PCT | REB | RPG | A | APG | TO | BLK | STL | PTS | PPG |
|---------|----|----|------|------|-----|-----|------|-----|-----|------|-----|-----|------|-----|-----|-----|-----|-----|-----|-----|------|------|
| 2000-01 | 24 | 9 | 398 | 16.6 | 49 | 120 | .408 | 5 | 17 | .294 | 28 | 39 | .718 | 73 | 3.0 | 27 | 1.1 | 17 | 4 | 15 | 131 | 5.5 |
| 2001-02 | 30 | 30 | 933 | 31.3 | 148 | 340 | .435 | 35 | 83 | .422 | 138 | 182 | .758 | 187 | 6.2 | 46 | 1.5 | 68 | 13 | 19 | 469 | 15.6 |
| 2002-03 | 32 | 32 | 1025 | 32.0 | 169 | 383 | .441 | 36 | 106 | .340 | 163 | 204 | .799 | 152 | 4.8 | 77 | 2.4 | 84 | 20 | 29 | 537 | 16.8 |
| Totals | 86 | 71 | 2356 | 27.4 | 366 | 843 | .434 | 76 | 206 | .370 | 329 | 425 | .774 | 412 | 4.8 | 150 | 1.7 | 169 | 37 | 63 | 1137 | 13.2 |

• 2003 Consensus first-team All-MWC • 2003 MWC Co-Defensive Player of the Year
 • 2003 USBWA District VIII First Team • BYU earned a 44-1 home record in his three years

33. STEVE SCHREINER • 1988-91, F, 6-7 • 1128 CAREER POINTS

| YEAR | G | GS | MIN | AVG | FG | FGA | PCT | 3FG | FGA | PCT | FT | FTA | PCT | REB | RPG | A | APG | TO | BLK | STL | PTS | PPG |
|---------|----|----|------|------|-----|-----|------|-----|-----|------|-----|-----|------|-----|-----|----|-----|-----|-----|-----|------|------|
| 1988-89 | 29 | 25 | 719 | 24.8 | 131 | 258 | .508 | 6 | 21 | .286 | 58 | 82 | .707 | 136 | 4.7 | 18 | 0.6 | 34 | 5 | 15 | 326 | 11.2 |
| 1989-90 | 30 | 30 | 867 | 28.9 | 135 | 238 | .567 | 0 | 1 | .000 | 48 | 68 | .706 | 157 | 5.2 | 29 | 1.0 | 58 | 11 | 17 | 318 | 10.6 |
| 1990-91 | 34 | 32 | 1028 | 30.2 | 188 | 340 | .553 | 0 | 0 | .000 | 108 | 160 | .675 | 227 | 6.7 | 38 | 1.1 | 67 | 8 | 15 | 484 | 14.2 |
| Totals | 93 | 87 | 2614 | 28.1 | 454 | 836 | .543 | 6 | 22 | .273 | 214 | 310 | .690 | 520 | 5.6 | 85 | 0.9 | 159 | 24 | 47 | 1128 | 12.1 |

• First-team All-WAC as a senior • Helped Cougars win WAC Tournament and advance to second round at NCAAs

34. MEL HUTCHINS • 1947-51, C, 6-5 • 1123 CAREER POINTS

| YEAR | G | GS | MIN | AVG | FG | FGA | PCT | 3FG | FGA | PCT | FT | FTA | PCT | REB | RPG | A | APG | TO | BLK | STL | PTS | PPG |
|---------|----|----|-----|-----|-----|-----|------|-----|-----|-----|-----|-----|------|-----|------|---|-----|----|-----|-----|------|------|
| 1947-48 | 24 | — | — | — | 61 | — | — | — | — | — | 30 | — | — | — | — | — | — | — | — | — | 152 | 6.3 |
| 1949-50 | 34 | — | — | — | 153 | 374 | .409 | — | — | — | 94 | 147 | .639 | — | — | — | — | — | — | — | 400 | 11.8 |
| 1950-51 | 37 | — | — | — | 227 | 575 | .395 | — | — | — | 117 | 180 | .650 | 471 | 12.7 | — | — | — | — | — | 571 | 15.4 |
| Totals | 95 | — | — | — | 441 | — | — | — | — | — | 241 | — | — | 471 | 5.0 | — | — | — | — | — | 1123 | 11.8 |

• First-team All-American by Look, Converse, Helms, Sporting News • Led BYU to 1951 NIT Championship

35. JOHN FAIRCHILD • 1963-65, C, 6-8 • 1109 CAREER POINTS

| YEAR | G | GS | MIN | AVG | FG | FGA | PCT | 3FG | FGA | PCT | FT | FTA | PCT | REB | RPG | A | APG | TO | BLK | STL | PTS | PPG |
|---------|----|----|-----|-----|-----|-----|------|-----|-----|-----|-----|-----|------|-----|------|---|-----|----|-----|-----|------|------|
| 1963-64 | 25 | — | — | — | 192 | 425 | .452 | — | — | — | 123 | 166 | .741 | 330 | 13.2 | — | — | — | — | — | 507 | 20.3 |
| 1964-65 | 28 | — | — | — | 218 | 444 | .491 | — | — | — | 166 | 206 | .806 | 348 | 12.4 | — | — | — | — | — | 602 | 21.5 |
| Totals | 53 | — | — | — | 410 | 869 | .472 | — | — | — | 289 | 372 | .777 | 678 | 12.8 | — | — | — | — | — | 1109 | 20.9 |

• Helms and Look All-American • Two-time All-WAC First Team honoree and WAC Player of the Year as a senior

36. GARY EARNEST • 1958-61, G, 6-0 • 1108 CAREER POINTS

| YEAR | G | GS | MIN | AVG | FG | FGA | PCT | 3FG | FGA | PCT | FT | FTA | PCT | REB | RPG | A | APG | TO | BLK | STL | PTS | PPG |
|---------|----|----|-----|-----|-----|------|------|-----|-----|-----|-----|-----|------|-----|-----|---|-----|----|-----|-----|------|------|
| 1958-59 | 26 | — | — | — | 142 | 357 | .398 | — | — | — | 76 | 113 | .673 | 95 | 3.7 | — | — | — | — | — | 360 | 13.8 |
| 1959-60 | 25 | — | — | — | 119 | 380 | .313 | — | — | — | 81 | 102 | .794 | 80 | 3.2 | — | — | — | — | — | 319 | 12.8 |
| 1960-61 | 26 | — | — | — | 161 | 377 | .427 | — | — | — | 107 | 137 | .781 | 60 | 2.3 | — | — | — | — | — | 429 | 16.5 |
| Totals | 77 | — | — | — | 422 | 1114 | .379 | — | — | — | 264 | 352 | .750 | 235 | 3.1 | — | — | — | — | — | 1108 | 14.4 |

• First-team all-conference as a senior • All-Skyline recognition as a sophomore

37. TERRELL LYDAY • 1999-01, G, 6-3 • 1105 CAREER POINTS

| YEAR | G | GS | MIN | AVG | FG | FGA | PCT | 3FG | FGA | PCT | FT |
|------|---|----|-----|-----|----|-----|-----|-----|-----|-----|----|
|------|---|----|-----|-----|----|-----|-----|-----|-----|-----|----|

TEAM SINGLE SEASON

| | | |
|--------------------------------|------------------------|------------|
| GAMES | 37 | 1951, 2011 |
| WINS | 32 | 2011 |
| FG MADE | 1,025 | 2010 |
| FG ATTEMPTS | 2,611 | 1951 |
| FG PERCENTAGE | | |
| .531 | | 1988 |
| .529 | | 1979 |
| .522 | | 1980 |
| .509 | | 1984 |
| .500 | | 1989 |
| .499 | | 1990 |
| .498 | 1966, 1992, 1993 | |
| .492 | 1967, 1994 | |
| .491 | 2007 | |
| 3-POINT SHOTS ATTEMPTED | | |
| 865 | | 2011 |
| 3-POINT SHOTS MADE | | |
| 312 | | 2011 |
| 3-POINT PERCENTAGE | | |
| .452 | | 1988 |
| FREE THROWS MADE | | |
| 697 | | 1993 |
| CONSECUTIVE FREE THROWS MADE | | |
| 33 | | 2005 |
| FREE THROW ATTEMPTS | | |
| 909 | | 1993 |
| FREE THROW PERCENTAGE | | |
| .815 | | 1989 |
| .790 | | 2010 |
| .780 | | 2001 |
| .773 | | 1995 |
| .767 | | 1993 |
| .765 | | 2011 |
| .765 | | 1996 |
| REBOUNDS | | |
| 1,457 | 1951, 1965 | |
| TEAM REBOUNDING AVERAGE | | |
| 55.8 | | 1956 |
| ASSISTS | | |
| 613 | | 1993 |
| STEALS | | |
| 307 | | 2010 |
| BLOCKED SHOTS | | |
| 246 | | 1991 |
| MOST PERSONAL FOULS | | |
| 721 | | 1993 |
| MOST PERSONAL FOULS PER GAME | | |
| 23.1 | 1985 (671 in 29 games) | |
| FEWEST PERSONAL FOULS PER GAME | | |
| 13.9 | 1971 (403 in 29 games) | |
| MOST PLAYERS DISQUALIFIED | | |
| 39 | | 1978 |
| WINNING PERCENTAGE | | |
| .865 | 32-5 | 2011 |
| .850 | 17-3 | 1942 |
| .833 | 30-6 | 2010 |
| .828 | 24-5 | 1980 |
| .813 | 26-6 | 1988 |
| .812 | 26-6 | 1988 |
| .807 | 21-5 | 1972 |
| CONSECUTIVE VICTORIES | | |
| 17 | | 1988 |
| HOME COURT WINNING STREAK | | |
| 53 | 11/26/05 - 12/13/08 | |
| 44 | 2/19/00 - 1/16/03 | |
| 24 | 3/17/94 - 1/18/96 | |
| CONSECUTIVE DEFEATS | | |
| 21 | | 1997 |
| 8 | | 1927 |
| LARGEST SCORING MARGIN | | |
| 16.7 | 2010 (83.1-66.4) | |
| 13.5 | 2011 (81.4 - 67.9) | |
| MOST POINTS SCORED PER GAME | | |
| 95.5 | | 1966 |
| FEWEST POINTS SCORED PER GAME | | |
| 48.6 | | 1946 |
| FEWEST POINTS ALLOWED PER GAME | | |
| 46.4 | | 1946 |

TEAM SINGLE GAME

| | | |
|-------------------------------------|------------------------------|------------------|
| FIELD GOALS ATTEMPTED | | |
| 108 | vs. Montana | 1953 |
| FIELD GOALS MADE | | |
| 51 | vs. Houston | 1965 |
| FIELD GOAL PERCENTAGE | | |
| .736 | vs. St. Mary's (39-53) | 1983 |
| .708 | vs. Elon College (34-48) | 2001 |
| 3-POINTERS ATTEMPTED | | |
| 37 | vs. Florida | 2011 |
| 33 | vs. Louisiana State | 1992 |
| 33 | vs. Loyola Marymount | 2008 |
| 33 | AT UNLV | 1998 |
| 3-POINT FIELD GOALS MADE | | |
| 15 | vs. UNLV | 2007 |
| 15 | vs. Air Force | 2011 |
| 15 | vs. Longwood | 2011 |
| 3-POINT PERCENTAGE (MIN 10) | | |
| .813 | vs. New Mexico (13/16) | 2008 |
| FREE THROWS ATTEMPTED | | |
| 53 | at Portland | 2012 |
| 52 | vs. Weber State | 1997 |
| 49 | vs. Santa Clara | 1965 |
| FREE THROWS MADE | | |
| 40 | vs. Weber State | 1997 |
| 39 | vs. Utah State | 1957 |
| CONSECUTIVE FREE THROWS | | |
| 24 | vs. Santa Clara | 2005 |
| BEST FREE THROW PERCENTAGE (MIN 10) | | |
| 1.000 | at Denver (24/24) | 1965 |
| 1.000 | vs. San Francisco (12/12) | 2009 |
| 1.000 | at Wichita St. (12/12) | 1964 |
| 1.000 | at Utah (12/12) | 1974 |
| MOST REBOUNDS | | |
| 77 | vs. St. Mary's | 1966 |
| 77 | vs. Utah State | 1968 |
| MOST STEALS | | |
| 18 | at Portland | 2012 |
| 17 | vs. Southern | 2009 |
| MOST ASSISTS | | |
| 34 | vs. Northeast Louisiana | 1975 |
| 34 | vs. San Diego State | 1980 |
| 34 | vs. Colorado State | 1972 |
| 34 | vs. Wyoming | 1977 |
| REBOUND MARGIN | | |
| 40 | vs. St. Mary's | 1967 |
| FEWEST PERSONAL FOULS | | |
| 5 | vs. Michigan State | 1981 |
| FEWEST TOTAL POINTS | | |
| 25 | vs. Wyoming | 1982 |
| FEWEST POINTS IN A HALF | | |
| 12 | vs. Wyoming | @ 1980, vs. 1982 |
| 13 | at Air Force | 2005 |
| FEWEST POINTS ALLOWED IN A HALF | | |
| 10 | vs. Air Force | 2003 |
| 10 | vs. Mississippi Valley State | 2010 |
| MOST PERSONAL FOULS | | |
| 36 | vs. Idaho State | 1977 |
| MOST TOTAL POINTS | | |
| 128 | vs. Sacramento State | 1993 |
| MOST POINTS ONE HALF | | |
| 69 | vs. North Texas | 1981 |
| LARGEST SCORING MARGIN | | |
| 62 | vs. W. Oregon (102-40) | 2007 |
| FEWEST FIELD GOALS ATTEMPTED | | |
| 23 | at Wyoming | 1980 |
| FEWEST FIELD GOALS MADE | | |
| 10 | at Wyoming | 1982 |
| 10 | vs. Southern Utah | 2001 |
| FEWEST FREE THROWS ATTEMPTED | | |
| 3 | vs. Niagara | 1976 |
| 3 | vs. St. Mary's (Calif.) | 2005 |
| FEWEST FREE THROWS MADE | | |
| 1 | vs. Niagara | 1976 |
| 2 | vs. San Diego State | 2001 |

TEAM SEASON SCORING

| Year | Offense | | Defense | |
|------|---------|------|---------|------|
| | Pts. | Avg. | Pts. | Avg. |
| 2012 | 2727 | 77.9 | 2358 | 67.4 |
| 2011 | 3012 | 81.4 | 2512 | 67.9 |
| 2010 | 2992 | 83.1 | 2392 | 66.4 |
| 2009 | 2544 | 77.1 | 2150 | 65.2 |
| 2008 | 2580 | 73.7 | 2213 | 63.2 |
| 2007 | 2654 | 78.1 | 2347 | 69.0 |
| 2006 | 2209 | 76.2 | 2078 | 71.7 |
| 2005 | 1972 | 65.7 | 2070 | 69.0 |
| 2004 | 2200 | 73.3 | 1966 | 65.5 |
| 2003 | 2299 | 71.8 | 2032 | 63.5 |
| 2002 | 2115 | 70.5 | 1951 | 65.0 |
| 2001 | 2324 | 70.4 | 2069 | 62.7 |
| 2000 | 2328 | 70.5 | 2107 | 63.8 |
| 1999 | 2009 | 71.8 | 2055 | 73.4 |
| 1998 | 1906 | 63.5 | 2093 | 69.8 |
| 1997 | 1547 | 59.5 | 2061 | 79.3 |
| 1996 | 2303 | 82.3 | 2194 | 78.4 |
| 1995 | 2405 | 75.2 | 2214 | 69.2 |
| 1994 | 2540 | 79.4 | 2382 | 74.4 |
| 1993 | 2754 | 81.0 | 2445 | 71.9 |
| 1992 | 2567 | 80.2 | 2227 | 69.6 |
| 1991 | 2454 | 72.2 | 2336 | 68.7 |
| 1990 | 2110 | 70.3 | 1971 | 65.7 |
| 1989 | 2338 | 80.6 | 2322 | 80.1 |
| 1988 | 2735 | 85.5 | 2437 | 76.2 |
| 1987 | 2634 | 82.3 | 2469 | 77.2 |
| 1986 | 2328 | 72.8 | 2159 | 74.4 |
| 1985 | 2175 | 75.0 | 2159 | 74.4 |
| 1984 | 2433 | 78.5 | 2325 | 75.0 |
| 1983 | 2014 | 69.5 | 1919 | 66.2 |
| 1982 | 1885 | 62.8 | 1752 | 58.4 |
| 1981 | 2525 | 78.8 | 2275 | 71.1 |
| 1980 | 2421 | 83.5 | 2103 | 72.5 |
| 1979 | 2381 | 85.0 | 2144 | 76.6 |
| 1978 | 2429 | 81.0 | 2495 | 83.2 |
| 1977 | 2013 | 74.6 | 2027 | 75.1 |
| 1976 | 2015 | 77.5 | 2183 | 83.9 |
| 1975 | 2062 | 79.3 | 2088 | 80.3 |
| 1974 | 2015 | 77.5 | 2183 | 83.9 |
| 1973 | 2068 | 79.5 | 1940 | 74.6 |
| 1972 | 2128 | 81.8 | 1927 | 74.1 |
| 1971 | 2401 | 82.8 | 2294 | 79.1 |
| 1970 | 2096 | 80.7 | 2188 | 84.1 |
| 1969 | 2325 | 83.0 | 2259 | 80.7 |
| 1968 | 2064 | 82.6 | 1956 | 78.2 |
| 1967 | 1960 | 81.7 | 1827 | 76.1 |
| 1966 | 2388 | 95.5 | 2073 | 82.9 |
| 1965 | 2639 | 94.3 | 2356 | 83.1 |
| 1964 | 1974 | 79.0 | 2004 | 80.2 |
| 1963 | 1985 | 77.1 | 2035 | 78.3 |
| 1962 | 1834 | 70.5 | 1947 | 74.9 |
| 1961 | 1923 | 73.9 | 1870 | 71.9 |
| 1960 | 1676 | 67.0 | 1877 | 75.1 |
| 1959 | 1965 | 75.5 | 1854 | 71.2 |
| 1958 | 1697 | 65.3 | 1735 | 66.7 |
| 1957 | 1985 | 77.1 | 1888 | 67.1 |
| 1956 | 2006 | 77.2 | 1743 | 67.0 |
| 1955 | 1892 | 72.7 | 1847 | 71.0 |
| 1954 | 1991 | 68.6 | 1897 | 64.8 |
| 1953 | 2052 | 68.4 | 1696 | 56.5 |
| 1952 | 1451 | 60.4 | 1412 | 58.8 |
| 1951 | 2355 | 65.3 | 2012 | 55.7 |
| 1950 | 1903 | 55.0 | 1696 | 49.9 |

TEAM SINGLE GAME

| | |
|---|---|
| MOST FIELD GOALS ATTEMPTED | |
| 102 | North Texas vs. BYU, Dec. 12, 1980 |
| MOST FIELD GOALS MADE | |
| 58 | Southern Utah vs. South Alabama, Dec. 10, 1994 |
| BEST FIELD GOAL PERCENTAGE | |
| .744 | Georgetown vs. Oregon State, Mar. 19, 1982 |
| MOST 3-POINT FIELD GOALS ATTEMPTED | |
| 51 | Arizona State vs. BYU, Dec. 1, 1992 |
| MOST 3-POINT FIELD GOALS MADE | |
| 16 | Arizona State vs. BYU, Dec. 1, 1992 |
| BEST 3-POINT FIELD GOAL PERCENTAGE | |
| .813 | BYU vs. New Mexico, 13/16, Jan. 26, 2008 |
| MOST FREE THROWS ATTEMPTED | |
| 47 | BYU vs. Tulsa, Dec. 22, 1990 |
| 47 | BYU vs. Southern Utah, Nov. 24, 1999 |
| MOST FREE THROWS MADE | |
| 37 | BYU vs. Utah, Jan. 14, 1984 |
| 37 | BYU vs. Utah State, Dec. 18, 1992 |
| 37 | BYU vs. Southern Utah, Nov. 24, 1999 |
| BEST FREE THROW PERCENTAGE | |
| 1.000 | SW Mo. vs. Santa Clara, 15/15, Dec. 14, 1984 |
| .960 | UNLV, 24/25, Feb. 5, 2011 |
| .955 | BYU vs. New Mexico, 21/22, Feb. 18, 1989 |
| MOST REBOUNDS | |
| 76 | UCLA vs. Weber State, Mar. 16, 1972 |
| BIGGEST REBOUND MARGIN OVER OPPONENT | |
| 38 | BYU vs. Morgan State, 59-21, Dec. 28, 1995 |
| MOST PERSONAL FOULS | |
| 34 | North Texas vs. BYU, Dec. 12, 1980 |
| 34 | Washington vs. BYU, Dec. 22, 1984 |
| FEWEST PERSONAL FOULS | |
| 5 | BYU vs. Michigan State, Dec. 16, 1980 |
| ASSISTS | |
| 36 | Southern Utah vs. South Alabama, Dec. 10, 1994 |
| 34 | BYU vs. Northeast Louisiana, Jan. 4, 1975 |
| 34 | BYU vs. Wyoming, Jan. 15, 1977 |
| 34 | BYU vs. San Diego State, Mar. 1, 1980 |
| POINTS | |
| 140 | Southern Utah vs. South Alabama, Dec. 10, 1994 |
| POINTS IN FIRST HALF | |
| 61 | Southern Utah vs. South Alabama, Dec. 10, 1994 |
| POINTS IN SECOND HALF | |
| 79 | Southern Utah vs. South Alabama, Dec. 10, 1994 |
| LARGEST SCORING MARGIN | |
| 68 | So. Utah vs. So. Alabama, 140-72, Dec. 10, 1994 |
| FEWEST POINTS IN A GAME | |
| 25 | BYU vs. Wyoming, Jan. 23, 1982 |
| FEWEST POINTS IN FIRST HALF | |
| 10 | Air Force vs. BYU, Feb. 3, 2003 |
| 10 | Mississippi Valley State, Nov. 23, 2010 |
| FEWEST POINTS IN SECOND HALF | |
| 12 | BYU vs. Wyoming, Jan 18, 1980 |
| FEWEST FIELD GOALS ATTEMPTED | |
| 29 | Wyoming vs. BYU, Jan. 23, 1982 |
| FEWEST FIELD GOALS MADE | |
| 10 | BYU vs. Wyoming, Jan. 23, 1982 |
| 10 | BYU vs. Southern Utah, Dec. 14, 2000 |
| FEWEST FREE THROWS ATTEMPTED | |
| 2 | UTEP vs. BYU, Feb. 15, 1973 |

FEWEST FREE THROWS MADE

| | |
|---------------------------------|--------------------------------------|
| 1 | UTEP vs. BYU, Feb. 15, 1973 |
| 1 | BYU vs. Niagara, Dec. 11, 1976 |
| MOST TURNOVERS COMMITTED | |
| 32 | New Mexico vs. BYU, Jan. 30, 1976 |
| MOST BLOCKED SHOTS | |
| 17 | BYU vs. E. Kentucky, Dec. 7, 1990 |
| MOST STEALS | |
| 19 | BYU vs. James Madison, Dec. 19, 1990 |

INDIVIDUAL SINGLE GAME

| | |
|---|--|
| FIELD GOALS ATTEMPTED | |
| 36 | Mich. Brooks, La Salle vs. BYU, Dec. 15, 1979 |
| FIELD GOALS MADE | |
| 24 | Michael Brooks, La Salle vs. BYU, Dec. 15, 1979 |
| FIELD GOAL PERCENTAGE (12 ATT) | |
| .917 | Scott Runia, BYU vs. Wyo., 11/12, Feb. 11, 1978 |
| .917 | Devin Durrant, BYU vs. St. Mary's, 11/12, Dec. 10, '83 |
| 3-POINT FIELD GOALS ATTEMPTED | |
| 18 | Jack Hurd, La Salle vs. BYU, Feb. 15, 1992 |
| 3-POINT FIELD GOALS MADE | |
| 9 | Jay Goodman, Utah St. vs. BYU, Nov. 24, 1990 |
| 3-POINT FIELD GOAL PCT. (MIN. 5 ATT) | |
| 1.000 | Brock Zylstra, BYU vs. Utah, 6/6, Jan. 7, 2012 |
| 1.000 | Nathan Call, BYU vs. Utah, 6/6, Mar. 3, 1991 |
| 1.000 | D. Praylow, Wichita St. vs. BYU, 5/5, Jan. 28, 1989 |
| 1.000 | Paris Bryant, Wyo. vs. BYU, 5/5, Jan. 26, 1991 |
| 1.000 | Danny Bower, BYU vs. Wyoming, 5/5, Jan. 15, 1998 |
| 1.000 | Jonathan Tavemari, BYU vs. CSU, 5/5, Feb. 11, 2009 |
| FREE THROWS ATTEMPTED | |
| 19 | Timo Saarelainen, BYU vs. Hawaii, Feb. 1, 1985 |
| FREE THROWS MADE | |
| 16 | K. Van Horn, Utah vs. BYU, 16/16, Mar. 2, 1996 |
| 16 | David Rivers, Notre Dame vs. BYU, Jan. 13, 1986 |
| 16 | Jimmer Fredette, BYU vs. UNLV, Feb. 5, 2011 |
| FREE THROW PERCENTAGE (12 ATT.) | |
| 1.000 | Jimmer Fredette, BYU vs. UNLV, 16/16, Feb. 5, 2011 |
| 1.000 | Keith Van Horn, Utah vs. BYU, 16/16, Mar. 2, 1996 |
| 1.000 | Andy Toolson, BYU vs. Calif., 14/14, Feb. 14, 1989 |
| 1.000 | Marty Haws, BYU vs. Hawaii, 13/13, Feb. 2, 1990 |
| 1.000 | K. Youngblood, USU vs. BYU, 13/13, Dec. 13, 1991 |
| 1.000 | K. Roberts, BYU vs. S. Utah, 13/13, Dec. 9, 1994 |
| 1.000 | D. Ainge, BYU vs. SDSU, 12/12, Mar. 1, 1980 |
| 1.000 | F. Roberts, BYU vs. Wash., 12/12, Mar. 10, 1982 |
| 1.000 | D. Durrant, BYU vs. Wyo, 12/12, Jan. 26, 1984 |
| 1.000 | Jimmer Fredette, BYU vs. New Mexico, Mar. 2, 2011 |
| REBOUNDS | |
| 23 | Alan Taylor, BYU vs. San Diego State, Mar. 1, 1980 |
| 23 | Steve Trumbo, BYU vs. Air Force, Jan. 21, 1982 |
| POINTS SCORED | |
| 51 | Michael Brooks, La Salle vs. BYU, Dec. 15, 1979 |
| ASSISTS | |
| 16 | Mike May, BYU vs. Niagara, Dec. 11, 1976 |
| 15 | Matt Montague, BYU vs. Idaho, Dec. 5, 2001 |
| 15 | Matt Montague, BYU vs. Wyoming, Feb. 2, 2002 |
| BLOCKED SHOTS | |
| 14 | Shawn Bradley, BYU vs. East. Kentucky, Dec. 7, 1990 |
| COMBINED TEAM SINGLE GAME | |
| FIELD GOALS ATTEMPTED | |

| | |
|--------------------------------------|--|
| 175 | Utah St. (97) vs. BYU (78), Jan. 22, 1972 |
| 175 | N. Texas (102) vs. BYU (73), Dec. 12, 1980 |
| FIELD GOALS MADE | |
| 91 | La Salle (47) vs. BYU (44), Dec. 15, 1979 |
| 3-POINT FIELD GOALS ATTEMPTED | |
| 63 | CS Northridge (38) vs. S. F. Austin (25), Dec. 9, 1995 |
| 3-POINT FIELD GOALS MADE | |
| 24 | MSU-Billings (14) vs. BYU (10), Jan. 11, 2005 |
| 23 | New Mexico (12) vs. BYU (11), Feb. 1, 2003 |
| 23 | New Mexico (14) vs. BYU (9), Feb. 21, 2004 |
| 23 | New Mexico (14) vs. BYU (9), Feb. 14, 2007 |



POINTS

- 37, Jimmer Fredette vs Florida (3/18/10)-20T
- 37, Danny Ainge vs UCLA (3/14/81)
- 34, Jimmer Fredette vs. Gonzaga (3/19/11)
- 32, Jimmer Fredette vs. Florida (3/24/11)-OT
- 32, Jimmer Fredette vs Wofford (3/17/11)
- 30, Kresimir Cosic vs Utah State (3/17/11)
- 30, Joe Nelson vs UCLA (3/25/50)
- 29, Michael Smith vs NC Charlotte (3/17/88)
- 28, Devin Durrant vs. Kentucky (3/17/84)
- 27, Harry Anderson vs. Idaho St. (3/16/57)
- 27, Kresimir Cosic vs Long Beach (3/11/72)
- 27, Alan Taylor vs Clemson (3/8/80)
- 26, Michael Loyd, Jr. (3/18/10)-20T
- 26, Gary Trost vs SMU (3/18/93)
- 25, Jeff Chatman vs New Orleans (3/12/87)
- 25, Mekeli Wesley vs Cincinnati (3/15/01)
- 24, Bob Quinney vs OCU (3/13/65)
- 24, Steve Kelly vs UCLA (3/18/71)
- 24, Nick Sanderson vs Kansas (3/20/93)
- 24, Rafael Araujo vs. Syracuse (3/18/04)
- 24, Keena Young vs Xavier (3/15/07)
- 23, John Fairchild vs UCLA (3/12/65)
- 23, Noah Hartsock vs. Iona (3/13/12)
- 21, Jimmer Fredette vs. Kansas State (3/20/10)
- 21, Danny Ainge vs Princeton (3/12/81)
- 21, Michael Smith vs Louisville (3/19/88)
- 21, Travis Hansen vs. UConn (3/20/03)
- 20, Russell Larson vs Tulane (3/16/95)
- 20, Kenneth Roberts vs Tulane (3/16/95)

FIELD GOALS

- 14, Danny Ainge vs UCLA (3/14/81)
- 13, Jimmer Fredette vs. Florida (3/18/10)-20T
- 12, Joe Nelson vs. UCLA (3/25/50)
- 11, Devin Durrant vs. Kentucky (3/17/84)
- 11, Jimmer Fredette vs. Florida (3/24/11)-OT
- 11, Jeff Chatman vs New Orleans (3/12/87)
- 11, Michael Smith vs NC Charlotte (3/17/88)
- 11, Jimmer Fredette vs. Gonzaga (3/19/11)
- 10, Mel Hutchins vs. San Jose St. (3/21/51)
- 10, Alan Taylor vs. Clemson (3/8/80)
- 10, Bob Quinney vs OCU (3/13/65)
- 10, Kresimir Cosic vs Utah State (3/17/11)
- 10, Kenneth Roberts vs Tulane (3/16/95)
- 10, Keena Young vs Xavier (3/15/07)
- 10, Jimmer Fredette vs Wofford (3/17/11)
- 10, Noah Hartsock vs. Iona (3/13/12)

FIELD GOALS ATTEMPTED

- 29, Jimmer Fredette vs. Florida (3/24/11)-OT
- 26, Jimmer Fredette vs. Florida (3/18/10)-20T
- 25, Michael Smith vs New Orleans (3/12/87)
- 25, Jimmer Fredette vs. Wofford (3/17/11)
- 25, Joe Nelson vs. UCLA (3/25/50)
- 23, Joe Nelson vs. Baylor (3/24/50)
- 23, Roland Minson vs. Washington (3/24/51)
- 23, Mel Hutchins vs. San Jose St. (3/21/51)
- 23, Dick Nemelka vs OCU (3/13/65)
- 23, Keena Young vs Xavier (3/15/07)
- 23, Jimmer Fredette vs. Gonzaga (3/19/11)
- 22, Danny Ainge vs UCLA (3/14/81)
- 22, Mel Hutchins vs. Baylor (3/24/50)
- 21, Joe Richey vs. San Jose St. (3/21/51)
- 21, Steve Kelly vs Pacific (3/20/71)
- 21, Travis Hansen vs. UConn (3/20/03)
- 20, Kresimir Cosic vs Long Beach (3/11/72)
- 20, Michael Smith vs Louisville (3/19/88)

3-POINT FIELD GOALS

- 7, Jimmer Fredette vs. Gonzaga (3/19/11)
- 6, Nick Sanderson vs Kansas (3/20/93)
- 5, Nick Sanderson vs Louisiana State (3/19/92)
- 5, Mike Rose vs Xavier (3/15/07)
- 4, Michael Smith vs Louisville (3/19/88)
- 4, Luiz Lemes vs. Syracuse (3/18/04)
- 3, Jimmer Fredette vs. Florida (3/24/11)-OT
- 3, Jackson Emery vs. Florida (3/24/11)-OT
- 3, Jackson Emery vs. Kansas State (3/20/10)
- 3, Jimmer Fredette vs. Florida (3/18/10)-20T
- 3, Michael Loyd, Jr. vs. Florida (3/18/10)-20T
- 3, Mike Hall vs. Syracuse (3/18/04)
- 3, Mark Bigelow vs. Syracuse (3/18/04)
- 3, Robbie Reid vs Tulane (3/16/95)
- 3, Trent Whiting vs Cincinnati (3/15/01)
- 3, Jonathan Tavernari vs. Texas A&M (3/20/08)
- 3, Jonathan Tavernari vs. Texas A&M (3/19/09)
- 3, Jackson Emery vs. Gonzaga (3/19/11)
- 3, Noah Hartock vs. Gonzaga (3/19/11)
- 3, Craig Cusick vs Marquette (3/15/12)

- 3, Andy Toolson vs. Louisville (3/19/88)
- 3, Nathan Call vs. LSU (3/19/92)
- 3, Mark Heslop vs. LSU (3/19/92)

3-POINT FIELD GOALS ATTEMPTED

- 15, Nick Sanderson vs Kansas (3/20/93)
- 15, Jimmer Fredette vs. Florida (3/24/11)-OT
- 13, Nick Sanderson vs Louisiana State (3/19/92)
- 12, Jimmer Fredette vs. Gonzaga (3/19/11)
- 10, Mark Bigelow vs. Syracuse (3/18/04)

FREE THROWS

- 13, Bernie Fryer vs Utah State (3/13/71)
- 10, Jimmer Fredette vs. Kansas State (3/20/10)
- 10, Jimmer Fredette vs. Wofford (3/17/11)
- 10, Kresimir Cosic vs. Utah St. (3/13/71)
- 10, John Benson vs. Idaho St. (3/16/57)
- 9, Harry Anderson vs. Idaho St. (3/16/57)
- 9, Michael Loyd, Jr. vs. Florida (3/18/10)-20T
- 9, Kresimir Cosic vs Long Beach (3/11/72)
- 9, Danny Ainge vs UCLA (3/14/81)
- 9, Jim Usevitch vs Louisville (3/19/88)
- 8, Jimmer Fredette vs. Florida (3/18/10)-20T
- 8, John Fairchild vs OCU (3/13/65)
- 8, Marty Haws vs NC Charlotte (3/17/88)
- 8, Mekeli Wesley vs Cincinnati (3/15/01)

FREE THROWS ATTEMPTED

- 15, Bernie Fryer vs Utah State (3/13/71)
- 13, Harry Anderson vs. Idaho St. (3/16/57)
- 12, Kresimir Cosic vs. Utah St. (3/13/71)
- 12, John Benson vs. Idaho St. (3/16/57)
- 12, John Fairchild vs OCU (3/13/65)
- 12, Jimmer Fredette vs. Wofford (3/17/11)
- 11, Alan Taylor vs. Clemson (3/8/80)
- 11, Jimmer Fredette vs. Kansas State (3/20/10)
- 11, Brandon Davies vs. Marquette (3/15/12)
- 10, Michael Loyd, Jr. vs. Florida (3/18/10)-20T
- 10, Jimmer Fredette vs. Florida (3/18/10)-20T
- 10, Fred Roberts vs Princeton (3/12/81)
- 10, Danny Ainge vs UCLA (3/14/81)
- 10, Jim Usevitch vs Louisville (3/19/88)
- 10, Gary Trost vs SMU (3/18/93)
- 10, Jimmer Fredette vs. Texas A&M (3/19/09)

REBOUNDS

- 23, Kresimir Cosic vs UCLA (3/18/71)
- 21, John Fairchild vs OCU (3/13/65)
- 15, Kyle Collinsworth vs. Florida (3/24/11)-OT
- 15, Michael Smith vs New Orleans (3/12/87)
- 15, Brandon Davies vs. Iona (3/13/12)
- 13, John Fairchild vs UCLA (3/12/65)
- 13, Paul Ruffner vs NMSU (3/8/69)
- 13, Kresimir Cosic vs Pacific (3/20/71)
- 13, Kresimir Cosic vs Long Beach (3/11/72)
- 13, Brian Ambrozich vs Long Beach (3/11/72)
- 13, Steve Trumbo vs UCLA (3/14/81)
- 13, Michael Smith vs NC Charlotte (3/17/88)
- 13, Brett Applegate vs. UAB (3/15/84)
- 12, Steve Kramer vs Temple (3/14/66)
- 12, Rafael Araujo vs. Syracuse (3/18/04)
- 12, Brandon Davies vs. Marquette (3/15/12)
- 11, Kresimir Cosic vs Utah State (3/13/71)
- 11, Michael Smith vs Louisville (3/19/88)
- 11, Gary Trost vs Virginia (3/14/91)
- 11, Gary Trost vs Virginia (3/16/91)
- 11, Kyle Collinsworth vs Wofford (3/17/11)
- 10, Steve Trumbo vs Washington (3/10/82)
- 10, Greg Kite vs Washington (3/10/82)
- 10, Jared Miller vs SMU (3/18/93)
- 10, Jared Miller vs Kansas (3/20/93)
- 10, Keena Young vs Xavier (3/15/07)

ASSISTS

- 9, Luiz Lemes vs. Syracuse (3/18/04)
- 8, Randy Reid vs SMU (3/18/93)
- 8, Gary Trost vs Kansas (3/20/93)
- 8, Craig Cusick vs. Iona (3/13/12)
- 7, Steve Craig vs UCLA (3/14/81)
- 7, Nathan Call vs Arizona (3/16/91)
- 7, Nathan Call vs Louisiana State (3/19/92)
- 7, Jimmer Fredette vs. Wofford (3/17/11)
- 6, Fred Roberts vs. Clemson (3/8/80)
- 6, Bernie Fryer vs UCLA (3/18/71)
- 6, Steve Kelly vs Pacific (3/20/71)
- 6, Brian Taylor vs NC Charlotte (3/17/88)
- 6, Robbie Reid vs Tulane (3/16/95)
- 6, Lee Cummarid vs. Texas A&M (3/19/09)
- 6, Jimmer Fredette vs. Gonzaga (3/19/11)

BLOCKED SHOTS

- 10, Shawn Bradley vs Virginia (3/14/91)
- 4, Greg Kite vs UCLA (3/14/81)
- 2, Jeff Chatman vs Louisville (3/19/88)
- 2, Kenneth Roberts vs Arizona (3/16/91)
- 2, Steve Schreiner vs Arizona (3/16/91)
- 2, Shawn Bradley vs Arizona (3/16/91)
- 2, Jared Miller vs Arizona (3/16/91)
- 2, Travis Hansen vs. UConn (3/20/03)
- 2, James Anderson vs Florida (3/13/11)
- 2, Noah Hartsock vs. Iona (3/13/12)
- 2, Brandon Davies vs. Iona (3/13/12)
- 2, Brandon Davies vs. Marquette (3/15/12)
- 2, Nate Austin vs. Marquette (3/15/12)

STEALS

- 5, Robbie Reid vs Tulane (3/16/95)
- 4, Michael Loyd, Jr. vs. Florida (3/18/10)-20T
- 4, Nathan Call vs Louisiana State (3/19/92)
- 4, Jimmer Fredette vs. Texas A&M (3/19/09)
- 4, Kyle Collinsworth vs. Wofford (3/17/11)
- 3, Noah Hartsock vs. Florida (3/24/11)-OT
- 3, Jonathan Tavernari vs. Florida (3/18/10)-20T
- 3, Alan Taylor vs San Francisco (3/10/79)
- 3, Danny Ainge vs UCLA (3/14/81)
- 3, Danny Ainge vs Notre Dame (3/19/81)
- 3, Andy Toolson vs Clemson (3/15/90)
- 3, Travis Hansen vs. UConn (3/20/03)
- 3, Jackson Emery vs. Gonzaga (3/19/11)
- 3, Kyle Collinsworth vs. Gonzaga (3/19/11)
- 3, Brandon Davies vs. Iona (3/13/12)

MINUTES

- 46, Jimmer Fredette vs. Florida (3/18/10)-20T
- 44, Jimmer Fredette vs. Florida (3/24/11)-OT
- 42, Noah Hartsock vs. Florida (3/24/11)-OT
- 42, Michael Smith vs NC Charlotte (3/17/88)-OT
- 40, 11 players

CAREER NCAA POINTS

- Jimmer Fredette – 184
- Danny Ainge – 107
- Noah Hartsock – 96
- Kresimir Cosic – 89
- Michael Smith – 87
- Mel Hutchins – 81
- Bernie Fryer – 75
- Fred Roberts – 75
- Roland Minson – 73
- Gary Trost – 72
- Devin Durrant – 67
- Jim Usevitch – 63
- Jackson Emery – 62
- Jeff Chatman – 61
- Steve Kelly – 58
- Russell Larson – 57
- Nick Sanderson – 52
- Alan Taylor – 43
- Brandon Davies – 42
- Nate Call – 40
- Mark Bigelow – 39
- John Fairchild – 39
- Steve Craig – 38
- Marty Haws – 37
- Jonathan Tavernari – 37
- Charles Abou – 37
- Lee Cummarid – 36
- Phil Tollestrup – 32
- Rafael Araujo – 30
- Mike Gardner – 30
- Jared Miller – 30
- Jim Miller – 30
- Steve Kramer – 28
- Bob Quinney Jr. – 28
- Michael Loyd, Jr. – 28
- Andy Toolson – 27
- Mark Heslop – 26
- Steve Schreiner – 26
- Steve Trumbo – 26
- Kevin Nixon – 24
- Doug Richards – 24
- Kenneth Roberts – 24
- Scott Runia – 24
- Brian Taylor – 24
- Keena Young – 24
- Tyler Haws – 24
- Trent Plaisted – 22
- Greg Kite – 20
- Stephen Rogers – 17
- Logan Magnusson – 16

POINTS

- 28, Roland Minson vs. St. Louis (3/12/51)
- 27, Dick Nemelka vs Temple (3/14/66)
- 26, Roland Minson vs. Seton Hall (3/15/51)
- 26, Roland Minson vs. Dayton (3/17/51)
- 23, Steve Kramer vs. Army (3/17/66)
- 23, Travis Hansen vs UC Irvine (3/14/02)
- 22, Fred Roberts vs Washington (3/10/82)
- 22, Jeff Congdon vs. Temple (3/14/66)
- 22, Russell Larson vs ASU (3/17/94)
- 21, Gary Hill vs NYU (3/19/66)
- 21, Craig Raymond vs NYU (3/19/66)
- 20, Tom Gneiting vs SMU (3/13/86)
- 20, Jeff Chatman vs Calif. Irvine (3/18/86)
- 20, Steve Kramer vs. NYU (3/19/66)
- 19, Terrell Lyday vs Southern Illinois (3/20/00)
- 19, Tom Gneiting vs Calif. Irvine (3/18/86)
- 18, Trent Plaisted at Houston (3/15/06)
- 17, Richie Webb vs Ohio State (3/21/86)
- 17, Travis Hansen at Memphis (3/20/02)
- 17, Mark Bigelow at Memphis (3/20/02)

FIELD GOALS

- 13, Roland Minson vs. St. Louis (3/12/51)
- 11, Roland Minson vs. Seton Hall (3/15/51)
- 11, Roland Minson vs. Dayton (3/17/51)
- 10, Dick Nemelka vs Temple (3/14/66)
- 10, Craig Raymond vs NYU (3/19/66)
- 9, Jeff Chatman vs Calif. Irvine (3/18/86)
- 9, Joe Richey vs. Niagara (3/9/53)
- 9, Jeff Congdon vs. Temple (3/14/66)
- 9, Steve Kramer vs. NYU (3/19/66)
- 9, Gary Hill vs. NYU (3/19/66)
- 9, Russell Larson vs ASU (3/17/94)
- 8, Travis Hansen vs UC Irvine (3/14/02)
- 8, Terrell Lyday vs Southern Illinois (3/20/00)
- 7, Travis Hansen at Memphis (3/20/02)
- 7, Richie Webb vs SMU (3/13/86)
- 7, Jeff Chatman vs Ohio State (3/21/86)
- 7, Richie Webb vs Ohio State (3/21/86)
- 6, Steve Trumbo vs Washington (3/10/82)
- 6, Scott Sinek vs Washington (3/10/82)
- 6, Russell Larson vs Fresno State (3/22/94)
- 6, Mekeli Wesley vs Bowling Green (3/15/00)
- 6, Eric Nielsen vs Bowling Green (3/15/00)
- 6, Trent Plaisted at Houston (3/15/06)

FIELD GOALS ATTEMPTED

- 20, Steve Kramer vs NYU (3/19/66)
- 19, Terrell Lyday vs Southern Illinois (3/20/00)
- 18, Dick Nemelka vs Temple (3/14/66)
- 18, Jeff Congdon vs Temple (3/14/66)
- 18, Jeff Chatman vs Calif. Irvine (3/18/86)
- 18, Jeff Chatman vs Ohio State (3/21/86)
- 16, Travis Hansen vs Memphis (3/20/02)
- 14, Robbie Reid vs. Fresno St. (3/22/94)
- 14, Terrell Lyday vs Notre Dame (3/22/00)
- 13, Richie Webb vs. Ohio St. (3/21/86)
- 13, Shane Knight vs. Fresno St. (3/22/94)
- 13, Travis Hansen vs UC Irvine (3/14/02)
- 12, Bob Capener vs SMU (3/13/86)
- 12, Tom Gneiting vs SMU (3/13/86)

3-POINT FIELD GOALS

- 5, Terrell Lyday vs Bowling Green (3/15/00)
- 4, Daniel Bobik at Memphis (3/20/02)
- 3, Mark Bigelow vs UC Irvine (3/14/02)
- 3, Mark Bigelow at Memphis (3/20/02)
- 3, Robbie Reid vs ASU (3/17/94)
- 3, Michael Vranes vs Southern Illinois (3/20/00)
- 2, Robbie Reid vs Fresno State (3/22/94)
- 2, Randy Reid vs Fresno State (3/22/94)
- 2, Mekeli Wesley vs Notre Dame (3/22/00)
- 2, Michael Vranes vs Notre Dame (3/22/00)
- 2, Terrell Lyday vs Notre Dame (3/22/00)

- 2, John Allen vs Notre Dame (3/22/00)
- 2, Brock Reichner at Houston (3/15/06)

3-POINT FIELD GOALS ATTEMPTED

- 11, Terrell Lyday vs Notre Dame (3/22/00)
- 7, Robbie Reid vs ASU (3/17/94)
- 6, Robbie Reid vs Fresno State (3/22/94)
- 6, Terrell Lyday vs Bowling Green (3/15/00)
- 6, Terrell Lyday vs Southern Illinois (3/20/00)
- 6, Mark Bigelow vs UC Irvine (3/14/02)

FREE THROWS

- 12, Fred Roberts vs Washington (3/10/82)
- 8, Steve Kramer vs Temple (3/14/66)
- 8, Tom Gneiting vs SMU (3/13/86)
- 7, Richie Webb vs Calif. Irvine (3/18/86)
- 7, Steve Kramer vs. Army (3/17/66)
- 7, Dick Nemelka vs. Temple (3/14/66)
- 7, Craig Raymond vs. Army (3/17/66)
- 7, Bob Capener vs Ohio State (3/21/86)
- 6, Jim Eakins vs. Temple (3/14/66)
- 6, Bob Capener vs. Cal-Irvine (3/18/86)
- 6, Kenneth Roberts vs ASU (3/17/94)
- 6, Travis Hansen vs UC Irvine (3/14/02)
- 6, Trent Plaisted at Houston (3/15/06)

FREE THROWS ATTEMPTED

- 12, Fred Roberts vs Washington (3/10/82)
- 11, Dick Nemelka vs Temple (3/14/66)
- 10, Jeff Chatman vs SMU (3/13/86)
- 10, Tom Gneiting vs SMU (3/13/86)
- 10, Trent Plaisted at Houston (3/15/06)
- 9, Sherman Crump vs. St. Francis (3/8/54)
- 8, Steve Kramer vs. Temple (3/14/66)
- 8, Steve Kramer vs. Army (3/17/66)
- 8, Craig Raymond vs. Army (3/17/66)
- 8, Richie Webb vs Calif. Irvine (3/18/86)
- 8, Bob Capener vs Calif. Irvine (3/18/86)
- 8, Bob Capener vs Ohio State (3/21/86)
- 8, Kenneth Roberts vs ASU (3/17/94)
- 7, Travis Hansen vs UC Irvine (3/14/02)
- 7, Craig Raymond vs NYU (3/19/66)
- 6, Randy Reid vs Fresno State (3/22/94)
- 6, Mark Bigelow vs UC Irvine (3/14/02)

REBOUNDS

- 18, Craig Raymond vs NYU (3/19/66)
- 16, Steve Kramer vs. NYU (3/19/66)
- 14, Steve Kramer vs. Army (3/17/66)
- 13, Tom Gneiting vs Calif. Irvine (3/18/86)
- 13, Trent Plaisted at Houston (3/15/06)
- 12, Steve Kramer vs. Temple (3/14/66)
- 12, Tom Gneiting vs SMU (3/13/86)
- 11, Tom Gneiting vs Ohio State (3/21/86)
- 11, Gary Hill vs. NYU (3/19/66)
- 10, Steve Trumbo vs. Washington (3/10/82)
- 10, Greg Kite vs. Washington (3/10/82)
- 9, Russell Larson vs ASU (3/17/94)
- 9, Robbie Reid vs Fresno State (3/22/94)
- 9, Mekeli Wesley vs Southern Illinois (3/20/00)
- 7, Mekeli Wesley vs Bowling Green (3/15/00)
- 7, David Nielsen vs Bowling Green (3/15/00)

ASSISTS

- 12, Matt Montague vs UC Irvine (3/14/02)
- 10, Matt Montague vs Southern Illinois (3/20/00)
- 8, Richie Webb vs Calif. Irvine (3/18/86)
- 8, Bob Capener vs Calif. Irvine (3/18/86)
- 8, Matt Montague vs Notre Dame (3/22/00)
- 6, Bob Capener vs SMU (3/13/86)
- 6, Robbie Reid vs Fresno State (3/22/94)
- 6, Nathan Cooper vs Bowling Green (3/15/00)
- 5, Steve Kramer vs Temple (3/14/66)
- 5, Gary Hill vs Temple (3/14/66)
- 5, Gary Hill vs NYU (3/19/66)
- 5, Matt Montague at Memphis (3/20/02)

- 5, Travis Hansen at Memphis (3/20/02)
- 5, Rashaun Broadus at Houston (3/15/06)
- 5, Lee Cummarid at Houston (3/15/06)
- 5, Michael Vranes vs. Bowling Green (3/15/00)
- 5, Michael Vranes vs. So. Illinois (3/20/00)

BLOCKED SHOTS

- 4, Greg Kite vs Washington (3/10/82)
- 4, Trent Plaisted at Houston (3/15/06)
- 3, Kenneth Roberts vs ASU (3/17/94)
- 2, Jeff Pollard vs SMU (3/13/86)
- 2, Alan Chatman vs Ohio State (3/21/86)

STEALS

- 5, Richie Webb vs SMU (3/13/86)
- 4, Mark Bigelow at Memphis (3/20/02)
- 3, Travis Hansen vs UC Irvine (3/14/02)
- 3, Alan Pollard vs Calif. Irvine (3/18/86)
- 3, David Nielsen vs Bowling Green (3/15/00)
- 3, Michael Vranes vs Southern Illinois (3/20/00)

MINUTES

- 40, Steve Trumbo vs Washington (3/10/82)
- 40, Richie Webb vs SMU (3/13/86)
- 40, Tom Gneiting vs SMU (3/13/86)
- 39, Robbie Reid vs Fresno State (3/22/94)
- 38, Tom Gneiting vs Ohio State (3/21/86)
- 38, Richie Webb vs Ohio State (3/21/86)
- 38, Robbie Reid vs ASU (3/17/94)
- 38, Terrell Lyday vs Notre Dame (3/22/00)
- 37, Bob Capener vs Calif. Irvine (3/18/86)
- 36, Trent Plaisted at Houston (3/15/06)
- 34, Michael Vranes vs Bowling Green (3/15/00)
- 34, David Nielsen vs Bowling Green (3/15/00)
- 34, Matt Montague vs UC Irvine (3/14/02)

CAREER NIT POINTS (1966-2002)

- Roland Minson – 80
- Steve Kramer – 61
- Dick Nemelka – 57
- Jeff Chatman – 53
- Richie Webb – 52
- Tom Gneiting – 48
- Jeff Chatman – 45
- Terrell Lyday – 42
- Jeff Congdon – 42
- Travis Hansen – 40
- Mekeli Wesley – 39
- Bob Capener – 38
- Michael Vranes – 37
- Eric Nielsen – 37
- Craig Raymond – 36
- Russell Larson – 35
- Mark Bigelow – 32

BYU IN THE NCAA RECORD BOOK

NCAA INDIVIDUAL RECORDS

| Place | Category | Stat | Player |
|-------|--------------------------------|------|---|
| 2nd | Blocks by Freshman/season | 177 | Shawn Bradley, 1991 |
| T-2nd | Blocked Shots/single game: | 14 | Shawn Bradley, vs. E. Kentucky 12/07/90 |
| 4th | Blocks Avg. by Freshman/season | 5.21 | Shawn Bradley, 1991 |
| T-4th | FT Pct by Freshman/season | 91.7 | Tyler Haws, 2010 |
| 7th | Blocked Shots/season | 177 | Shawn Bradley, 1991 |
| 15th | Blocked Shots Avg./season | 5.21 | Shawn Bradley, 1991 |

NCAA TEAM RECORDS

| Place | Category | Stat | Season/Opponent |
|--------|----------------------------|------|---------------------------|
| 2nd | Free-Throw Pct./season | 81.5 | 1989 |
| T-7th | Regular-Season Conf Titles | 29 | (see media guide page 62) |
| T-13th | Blocked Shots/game | 17 | vs. E. Kentucky, 12/07/90 |
| 15th | All-Time Victories | 1640 | |
| T-18th | Blocked Shots/season | 246 | 1991 |
| T-21st | 3-Point Pct/Game | 81.3 | vs. New Mexico, 01/26/08 |
| T-19th | Free-Throw Pct/game | 93.8 | vs. Weber State, 12/28/00 |
| 32nd | All-Time Winning Pct | .620 | |

NCAA ANNUAL CHAMPIONS

| | | |
|----------------------------------|------|-----------------------|
| Team Free-Throw Percentage | 81.5 | 1989 |
| | 77.3 | 1995 |
| | 78.0 | 2001 |
| | 79.0 | 2010 |
| Individual Blocked Shot Average | 5.21 | Shawn Bradley, 1991 |
| Individual Free-Throw Percentage | 92.5 | Michael Smith, 1989 |
| Points Per Game | 28.9 | Jimmer Fredette, 2011 |

SCORING LEADERS

There have been 470-plus players in the history of the NCAA to score at least 2,000 points in their career. Four BYU players – Danny Ainge, Michael Smith, Devin Durrant and Jimmer Fredette – have accomplished the feat. Fredette scored 2,599 points, Ainge 2,467, Smith 2,319 and Durrant 2,285 for the Cougars.

YEARS RANKED/HIGHEST RANKING

AP POLL

| Year | Rank |
|---------|------|
| 1950-51 | 11 |
| 1953-54 | 19 |
| 1955-56 | 5 |
| 1964-65 | 9 |
| 1965-66 | 6 |
| 1966-67 | 7 |
| 1970-71 | 20 |
| 1971-72 | 6 |
| 1972-73 | 12 |
| 1979-80 | 12 |
| 1980-81 | 15 |
| 1981-82 | 15 |
| 1987-88 | 3 |
| 1992-93 | 21 |
| 2006-07 | 21 |
| 2007-08 | 20 |
| 2008-09 | 25 |
| 2009-10 | 10 |
| 2010-11 | 3 |

FINAL REGULAR-SEASON RANKINGS

| | |
|-----------------|------------|
| 1951 11th (AP) | 10th (UPI) |
| 1954 19th (AP) | |
| 1957 14th (UPI) | |
| 1965 9th (AP) | 6th (UPI) |
| 1966 19th (AP) | |
| 1971 20th (AP) | 11th (UPI) |
| 1972 8th (AP) | 9th (UPI) |
| 1980 12th (AP) | 12th (UPI) |
| 1981 16th (AP) | 17th (UPI) |
| 1988 19th (AP) | 17th (UPI) |
| 2007 24th (AP) | |
| 2010 17th (AP) | 22nd (CP) |
| 2011 10th (AP) | 13th (CP) |

BYU SERIES RECORD AS A RANKED TEAM

| |
|--------------------------------|
| vs. Air Force (9-0) |
| vs. Alaska (1-0) |
| vs. Arizona (4-0) |
| vs. Arizona State (2-1) |
| vs. Boise State (0-1) |
| vs. Baylor (1-0) |
| vs. Bradley (0-1) |
| vs. Buffalo (1-0) |
| vs. Cincinnati (1-0) |
| vs. Clemson (0-1) |
| vs. Colorado (2-0) |
| vs. Colorado State (17-1) |
| vs. Cornell (1-0) |
| vs. Creighton (2-0) |
| vs. CS Fullerton (2-0) |
| vs. Dayton (1-0) |
| vs. Denver (1-0) |
| vs. Detroit (1-0) |
| vs. Florida (1-0) |
| vs. Florida State (1-0) |
| vs. Fresno Pacific (1-0) |
| vs. Gonzaga (1-0) |
| vs. Hawaii (8-0) |
| vs. Illinois (1-1) |
| vs. Indiana (0-1) |
| vs. Indiana State (2-0) |
| vs. Kansas (0-1) |
| vs. Kansas State (1-2) |
| vs. Lamar (1-0) |
| vs. La Salle (1-1) |
| vs. Long Beach State (0-3) |
| vs. Louisville (0-1) |
| vs. Miami (1-0) |
| vs. Michigan (0-1) |
| vs. Michigan State (1-1) |
| vs. New Mexico (10-8) |
| vs. New Mexico State (1-0) |
| vs. NC-Charlotte (2-0) |
| vs. North Carolina State (0-1) |
| vs. North Texas (1-0) |
| vs. Notre Dame (1-0) |
| vs. Oklahoma City (0-1) |
| vs. Oklahoma State (2-0) |
| vs. Oral Roberts (1-0) |
| vs. Oregon (4-1) |
| vs. Oregon State (0-5) |
| vs. Pacific (0-1) |
| vs. Penn State (1-0) |
| vs. Pepperdine (1-0) |
| vs. Portland (1-0) |
| vs. Princeton (1-0) |
| vs. Rice (1-0) |
| vs. Sacramento State (1-0) |
| vs. San Diego (1-0) |
| vs. San Diego State (6-5) |
| vs. San Jose State (1-0) |
| vs. Santa Clara (1-1) |
| vs. Seattle (0-1) |
| vs. Seton Hall (1-0) |
| vs. Southern Utah (1-0) |
| vs. St. Bonaventure (1-0) |
| vs. St. Louis (1-0) |
| vs. St. Mary's (2-0) |
| vs. St. Joseph's (1-0) |
| vs. TCU (6-0) |
| vs. Tennessee (0-1) |
| vs. Texas A&M (1-0) |
| vs. Toledo (1-0) |
| vs. Tulsa (2-0) |
| vs. UAB (0-1) |
| vs. UCLA (1-3) |
| vs. UCSB (1-0) |
| vs. UNLV (5-4) |
| vs. Utah (12-5) |
| vs. Utah State (9-0) |
| vs. UTEP (10-4) |
| vs. Vermont (1-0) |
| vs. Virginia (0-1) |
| vs. Wake Forest (0-1) |
| vs. Washington (1-1) |
| vs. Weber State (3-0) |
| vs. Wyoming (12-4) |
| vs. Xavier (0-1) |

| |
|---------------|
| No. 19 (16-3) |
| No. 20 (10-7) |
| No. 21 (6-2) |
| No. 22 (0-0) |
| No. 23 (10-2) |
| No. 24 (1-1) |
| No. 25 (5-4) |

BYU SERIES RECORD VS. RANKED TEAMS

| |
|--------------------------------|
| vs. Air Force (2-0) |
| vs. Arizona (0-7) |
| vs. Arizona State (1-5) |
| vs. Baylor (0-1) |
| vs. California (0-1) |
| vs. Virginia (0-1) |
| vs. Connecticut (0-1) |
| vs. Dayton (1-0) |
| vs. Duke (0-1) |
| vs. Florida (0-1) |
| vs. Florida State (1-0) |
| vs. Georgetown (0-1) |
| vs. Gonzaga (1-0) |
| vs. Houston (0-2) |
| vs. Idaho State (1-0) |
| vs. Illinois (1-0) |
| vs. Indiana (0-2) |
| vs. Iowa (0-1) |
| vs. Kansas (1-1) |
| vs. Kansas State (1-3) |
| vs. Kentucky (0-3) |
| vs. La Salle (0-1) |
| vs. Long Beach State (0-2) |
| vs. Louisiana State (0-1) |
| vs. Louisville (1-1) |
| vs. Marquette (0-1) |
| vs. Michigan (1-1) |
| vs. Michigan State (0-2) |
| vs. Mississippi State (0-1) |
| vs. New Mexico (4-14) |
| vs. New Mexico State (0-2) |
| vs. New Orleans (0-1) |
| vs. North Carolina (0-5) |
| vs. North Carolina State (0-3) |
| vs. Notre Dame (2-0) |
| vs. Ohio State (0-2) |
| vs. Oklahoma (1-0) |
| vs. Oklahoma City (0-1) |
| vs. Oklahoma State (2-0) |
| vs. Oregon State (0-2) |
| vs. Pittsburgh (1-0) |
| vs. Saint Mary's (0-1) |
| vs. St. John's (0-3) |
| vs. St. Joseph's (1-0) |
| vs. Saint Louis (2-0) |
| vs. San Diego State (2-1) |
| vs. San Francisco (0-1) |
| vs. South Carolina (0-1) |
| vs. Stanford (1-0) |
| vs. Syracuse (0-1) |
| vs. Texas (0-1) |
| vs. Tulsa (0-1) |
| vs. UCLA (2-4) |
| vs. UNLV (2-2) |
| vs. USC (0-1) |
| vs. Utah (5-26) |
| vs. Utah State (2-2) |
| vs. UTEP (5-3) |
| vs. Villanova (1-0) |
| vs. Clemson (0-1) |
| vs. Wake Forest (0-1) |
| vs. Washington (1-1) |
| vs. Wichita State (0-2) |
| vs. Wisconsin (0-1) |
| vs. Wyoming (8-1) |

BYU RECORD WHEN FACING TEAMS RANKED ...

| |
|--------------|
| No. 1 (0-4) |
| No. 2 (1-8) |
| No. 3 (1-6) |
| No. 4 (1-5) |
| No. 5 (1-11) |
| No. 6 (2-5) |
| No. 7 (3-9) |
| No. 8 (2-5) |
| No. 9 (3-9) |
| No. 10 (5-4) |
| No. 11 (1-7) |
| No. 12 (3-6) |
| No. 13 (5-5) |
| No. 14 (1-5) |
| No. 15 (3-4) |
| No. 16 (4-4) |
| No. 17 (2-3) |
| No. 18 (5-3) |
| No. 19 (3-4) |
| No. 20 (2-5) |
| No. 21 (1-2) |
| No. 22 (0-0) |
| No. 23 (0-3) |
| No. 24 (0-2) |
| No. 25 (4-4) |

NOTE: Associated Press rankings



BYU ALL-TIME VS. RANKED TEAMS

| DATE | OPPONENT | SCORE/W/L | 1/28/67 vs. No. 6 UTEP | 76-85 L | 1983-84 |
|----------------|-----------------------|-----------|------------------------|-------------------------|----------------|
| 1948-49 | | | 1967-68 | | 1983-84 |
| 1/29/49 | at No. 10 Utah | 56-55 W | 12/16/67 | at No. 2 Houston | 69-102 L |
| 1/31/49 | No. 10 Utah | 65-45 W | 1/20/68 | at No. 6 New Mexico | 69-84 L |
| 2/18/49 | at No. 14 Utah | 49-58 L | 2/16/68 | No. 5 New Mexico | 67-76 L |
| 2/19/49 | No. 14 Utah | 52-54 L | 1968-69 | | |
| 2/21/49 | No. 19 Wyoming | 50-48 W | 12/14/68 | vs. No. 12 Houston | 75-98 L |
| 1949-50 | | | 3/8/69 | at No. 12 New Mex. St. | 62-74 L |
| 3/3/50 | No. 18 Wyoming | 55-44 W | 1969-70 | | |
| 3/4/50 | No. 18 Wyoming | 70-52 W | 12/11/69 | No. 3 New Mexico St. | 78-80 L |
| 3/25/50 | vs. No. 7 UCLA | 83-62 W | 3/4/70 | No. 18 Utah State | 73-86 L |
| 1950-51 | | | 1970-71 | | |
| 1/8/51 | at No. 10 Wyoming | 61-57 W | 12/11/70 | at No. 9 So. California | 65-101 L |
| 1/19/51 | No. 13 Wyoming | 64-58 W | 12/19/70 | No. 15 Utah St. | 111-83 W |
| 1/20/51 | No. 13 Wyoming | 65-38 W | 12/29/70 | vs. No. 11 Villanova | 102-93 W |
| 3/12/51 | vs. No. 10 St. Louis | 75-58 W | 1/23/71 | at No. 12 Utah St. | 70-72 L |
| 3/17/51 | vs. No. 13 Dayton | 62-43 W | 3/13/71 | at No. 16 Utah St. | 91-82 W |
| 3/23/51 | vs. No. 4 Kansas St. | 54-64 L | 3/18/71 | vs. No. 1 UCLA | 73-91 L |
| 3/24/51 | vs. No. 15 Washington | 67-80 L | 1971-72 | | |
| 1951-52 | | | 12/28/71 | vs. No. 7 Indiana | 50-61 L |
| 12/28/51 | vs. No. 1 Kentucky | 64-84 L | 3/11/72 | vs. No. 5 L. Beach St. | 90-95 L |
| 3/1/52 | at No. 16 Wyoming | 49-55 L | 1972-73 | | |
| 1952-53 | | | 12/7/72 | vs. No. 18 Michigan | 83-77 W |
| 12/22/52 | No. 17 St. Louis | 86-69 W | 12/29/72 | vs. No. 12 Florida St. | 80-77 W |
| 12/31/52 | at No. 9 N.C. State | 59-75 L | 12/30/72 | vs. No. 6 L. Beach St. | 89-101 L |
| 1953-54 | | | 1973-74 | | |
| 12/30/53 | vs. No. 13 La Salle | 62-74 L | 12/15/73 | at No. 15 Kansas St. | 85-95 L |
| 1954-55 | | | 12/26/73 | vs. No. 7 Indiana | 52-96 L |
| 2/11/55 | No. 5 Utah | 76-74 W | 1/5/74 | at No. 12 New Mexico | 75-84 L |
| 2/12/55 | at No. 5 Utah | 71-78 L | 1/25/74 | No. 20 Arizona St. | 89-71 W |
| 1955-56 | | | 1974-75 | | |
| 12/21/55 | at No. 2 N.C. State | 81-95 L | 1/10/75 | No. 12 Arizona St. | 80-110 L |
| 1/21/56 | No. 14 Oklahoma City | 60-62 L | 1/11/75 | No. 10 Arizona | 66-83 L |
| 1956-57 | | | 2/14/75 | at No. 19 Arizona | 81-97 L |
| 3/15/57 | vs. No. 13 California | 59-86 L | 2/15/75 | at No. 8 Arizona St. | 79-99 L |
| 3/16/57 | vs. No. 16 Idaho St. | 65-54 W | 3/1/75 | No. 15 UTEP | 65-54 W |
| 1958-59 | | | 1976-77 | | |
| 12/15/58 | No. 3 Kansas St. | 77-68 W | 12/20/76 | at No. 11 N. Carolina | 93-113 L |
| 1/23/59 | No. 20 Utah | 56-70 L | 1/22/77 | at No. 16 Arizona | 85-113 L |
| 1959-60 | | | 2/17/77 | No. 17 Arizona | 62-64 L |
| 12/22/59 | No. 3 Ohio St. | 79-91 L | 3/5/77 | No. 20 Utah | 54-67 L |
| 1/22/60 | at No. 7 Utah | 69-76 L | 1977-78 | | |
| 1/29/60 | at No. 9 Utah St. | 53-84 L | 12/28/77 | vs. No. 2 N. Carolina | 81-94 L |
| 2/13/60 | No. 7 Utah St. | 64-75 L | 1/26/78 | at No. 10 New Mexico | 82-95 L |
| 2/25/60 | No. 5 Utah | 75-87 L | 2/25/78 | No. 5 New Mexico | 66-71 L |
| 1960-61 | | | 3/4/78 | at No. 19 Utah | 74-81 L |
| 12/20/60 | No. 20 Kansas | 80-70 W | 1978-79 | | |
| 12/27/60 | at No. 5 Louisville | 67-95 L | 12/2/78 | at No. 13 Texas | 57-96 L |
| 1962-63 | | | 3/10/79 | vs. No. 19 San Fran. | 63-86 L |
| 12/31/62 | at No. 2 Ohio St. | 91-97 L | 1979-80 | | |
| 1/11/63 | at No. 3 Arizona St. | 84-89 L | 12/28/79 | vs. No. 18 Oregon St. | 71-86 L |
| 2/16/63 | No. 5 Arizona St. | 87-104 L | 1980-81 | | |
| 1963-64 | | | 12/19/80 | vs. No. 17 Illinois | 80-75 W |
| 12/30/63 | vs. No. 9 Oregon St. | 58-68 L | 1/31/81 | at No. 9 Utah | 56-60 L |
| 1964-65 | | | 3/7/81 | No. 9 Utah | 95-76 W |
| 12/11/64 | at No. 2 Wichita St. | 76-93 L | 3/14/81 | vs. No. 10 UCLA | 78-55 W |
| 12/12/64 | at No. 2 Wichita St. | 65-81 L | 3/19/81 | vs. No. 7 Notre Dame | 51-50 W |
| 3/13/65 | No. 2 UCLA | 76-100 L | 3/21/81 | vs. No. 5 Virginia | 60-74 L |
| 1965-66 | | | 1981-82 | | |
| 12/21/65 | No. 2 St. Joseph's | 103-83 W | 11/27/81 | at No. 2 UCLA | 79-75 W |
| 1966-67 | | | 12/5/81 | No. 18 UNLV | 63-66 L |
| 12/30/66 | at No. 8 St. John's | 73-76 L | 1982-83 | | |
| 1/21/67 | No. 9 New Mexico | 89-73 W | 12/27/82 | at No. 7 St. John's | 64-75 L |

| | | | | | | | | |
|----------------|-------------------------|---------|----------------|-------------------------|---------|--|-------------------------|---------|
| 3/4/99 | No. 8 Utah | 62-81 L | 2/27/07 | at No. 25 Air Force | 62-58 W | 1/28/12 | vs. No. 21 Saint Mary's | 66-80 L |
| 1999-00 | | | 3/10/07 | at No. 25 UNLV | 70-78 L | 2/2/12 | vs. No. 24 Gonzaga | 83-73 W |
| 12/1/99 | at No. 4 Arizona | 62-86 L | 2007-08 | | | 3/15/12 | No. 11 Marquette | 68-88 L |
| 2/12/00 | at No. 21 Utah | 62-77 L | 11/23/07 | vs. No. 6 Louisville | 78-76 W | BYU all-time record vs. ranked teams: 54-122 | | |
| 2001-02 | | | 11/24/07 | vs. No. 1 N. Carolina | 63-73 L | <i>NOTE: Associated Press rankings</i> | | |
| 12/22/01 | No. 13 Stanford | 81-76 W | 12/8/07 | vs. No. 9 Michigan St. | 61-68 L | | | |
| 2002-03 | | | 2008-09 | | | | | |
| 2/24/03 | at No. 23 Utah | 64-71 L | 12/20/08 | vs. No. 20 Arizona St. | 75-76 L | | | |
| 3/20/03 | vs. No. 23 Connecticut | 53-58 L | 1/3/09 | No. 6 Wake Forest | 87-94 L | | | |
| 2003-04 | | | 2009-10 | | | | | |
| 12/6/03 | vs. No. 25 Okla. St. | 76-71 W | 1/23/10 | at No. 23 New Mexico | 72-76 L | | | |
| 3/18/04 | vs. No. 20 Syracuse | 75-80 L | 2/27/10 | No. 10 New Mexico | 81-83 L | | | |
| 2004-05 | | | 3/20/10 | vs. No. 7 Kansas State | 72-84 L | | | |
| 11/22/04 | vs. No. 4 N. Carolina | 50-86 L | 2010-11 | | | | | |
| 12/21/04 | No. 16 N. Carolina St. | 61-72 L | 1/5/11 | at No. 25 UNLV | 89-77 W | | | |
| 1/31/05 | No. 25 Utah | 58-72 L | 1/26/11 | No. 4 San Diego St. | 71-58 W | | | |
| 2/26/05 | at No. 13 Utah | 60-69 L | 2/26/11 | at No. 6 San Diego St. | 80-67 W | | | |
| 2006-07 | | | 3/12/11 | vs. No. 7 San Diego St. | 54-72 L | | | |
| 11/15/06 | at No. 5 UCLA | 69-82 L | 3/24/11 | vs. No. 15 Florida (OT) | 74-83 L | | | |
| 12/9/06 | vs. No. 25 Michigan St. | 61-76 L | 2011-12 | | | | | |
| 1/27/07 | No. 13 Air Force | 61-52 W | 11/26/11 | No. 11 Wisconsin | 56-73 L | | | |
| 2/3/07 | No. 25 UNLV | 90-63 W | 12/17/11 | vs. No. 6 Baylor | 83-86 L | | | |

BYU AS A RANKED TEAM

Overall Record: 185-68
 BYU Record at Home: 99-14 (78-11 in the Marriott Center)
 Last Home Win: 3-5-11, No. 3 BYU vs. Wyoming (102-78)
 Last Home Loss: 3-2-11, No. 3 BYU vs. New Mexico (64-82)
 BYU Record on the Road: 53-32
 Last Road Win: 2-26-11, No. 7 BYU at No. 4 San Diego State (80-67)
 Last Road Loss: 1-29-11, No. 9 BYU at New Mexico (77-86)
 BYU Record at Neutral Sites: 33-22
 Last Neutral Site Win: 3-11-11, No. 8 BYU vs. New Mexico (87-76)
 Last Neutral Site Loss: 3-24-11, No. 10 BYU vs. No. 15 Florida (74-83 2OT)
 BYU Record at NCAA Tournament: 8-13
 BYU Record under Dave Rose: 57-16
 BYU Record in Overtime Games: 2-1
 Longest BYU Win Streak: 12 (1980)
 Longest Opponent Win Streak: 4 (twice, 1951-54 and 1966-71)
 Largest BYU Margin of Victory: 51 (108-57) No. 9 BYU vs. St. Mary's, 12-10-66
 Largest Opponent Margin of Victory: 27 (50-77) No. 19 BYU at Bradley, 1-2-54
 Most Points Scored by BYU: 128 (128-78) No. 23 BYU vs. Sacramento St., 2-25-93
 Most Points Scored by Opponent: 112 (102-112) No. 9 BYU vs. Oklahoma City, 3-14-65

Last 10 (7-3)

| | | |
|---------|--------------------|----------|
| 3/24/11 | vs Florida (OT) | 74-83 L |
| 3/19/11 | vs Gonzaga | 89-67 W |
| 3/17/11 | vs Wofford | 74-66 W |
| 3/12/11 | vs San Diego State | 54-72 L |
| 3/11/11 | vs New Mexico | 87-76 W |
| 3/10/11 | vs TCU | 64-58 W |
| 3/05/11 | Wyoming | 102-78 W |
| 3/02/11 | New Mexico | 64-82 L |
| 2/26/11 | at San Diego State | 80-67 W |
| 2/23/11 | Colorado State | 84-76 W |

BYU VS. RANKED OPPONENTS

Overall Record: 54-122
 BYU Record at Home: 28-35 (15-24 in the Marriott Center)
 Last Home Win: 2/2/12 vs. No. 24 Gonzaga (83-73)
 Last Home Loss: 1/28/12 vs. No. 21 Saint Mary's (66-80)
 BYU Record on the Road: 10-49
 Last Road Win: 2-26-11 at No. 4 San Diego State (80-67)
 Last Road Loss: 1-23-10 at No. 23 New Mexico (81-83)
 BYU Record at Neutral Sites: 16-38
 Last Neutral Site Win: 11-23-07 vs. No. 6 Louisville (78-76)
 Last Neutral Site Loss: 3/15/12 vs. No. 11 Marquette (68-88)
 BYU Record at NCAA Tournament: 5-20
 BYU Record under Dave Rose: 8-16
 BYU Record in Overtime Games: 0-1
 Longest BYU Win Streak: 9 (1949-1951)
 Longest Opponent Win Streak: 11 (twice, 1976-1979 and 1995-1998)
 Largest BYU Margin of Victory: 28 (111-83) No. 15 Utah State, 12-19-70
 Largest Opponent Margin of Victory: 44 (52-96) vs. No. 7 Indiana, 12-26-73
 Most Points Scored by BYU: 111 (111-83) vs. No. 15 Utah State, 12-19-70
 Most Points Scored by Opponent: 113 twice in 1976-77

Last 10 (4-6)

| | | |
|----------|---------------------------|---------|
| 3/15/12 | No. 11 Marquette | 68-88 L |
| 2/2/12 | vs. No. 24 Gonzaga | 83-73 W |
| 1/28/12 | vs. No. 21 Saint Mary's | 66-80 L |
| 12/17/11 | vs. No. 6 Baylor | 83-86 L |
| 11/26/11 | No. 11 Wisconsin | 56-73 L |
| 3/24/11 | vs. No. 15 Florida (OT) | 74-83 L |
| 3/12/11 | vs. No. 7 San Diego State | 54-72 L |
| 2/26/11 | at No. 4 San Diego State | 80-67 W |
| 1/26/11 | No. 4 San Diego State | 71-58 W |
| 1/5/11 | at No. 25 UNLV | 89-77 W |

2011-12 SEASON IN REVIEW



ABOOU



HARTSOCK



DAVIES

Playing in its first season in the West Coast Conference, the BYU men's basketball team finished third in the league and made its sixth-straight NCAA tournament appearance.

BYU basketball experienced several firsts during the 2011-12 season while also achieving benchmarks that have come to define the program under Dave Rose.

The 2011-12 season was BYU's first as a member of the West Coast Conference after having competed in the Mountain West Conference since it was created in 1999. It was also the Cougars' first time going to the NCAA Tournament's First Four in Dayton, Ohio. There BYU set an NCAA Tournament record by overcoming a 25-point deficit to defeat Iona 78-72 and advance for a third-straight year, also a team record.

The Cougars finished the season at 26-9 overall and 12-4 in the WCC. The win totals gave BYU 25-plus victories for the sixth-straight season and 12 conference wins for the seventh-straight.

Those streaks, along with the Cougars earning its sixth-straight NCAA Tournament bid and seventh-straight postseason bid, are BYU-record streaks.

The Cougars attained these high levels of success despite losing the greatest backcourt in program history, including 2011 National Player of the Year Jimmer Fredette and BYU's all-time

steals leader Jackson Emery. As Rose has done throughout his tenure as head coach, he looked for new leaders and playmakers and found them in big men Noah Hartsock, a senior, and junior Brandon Davies.

Hartsock was a model of consistency, scoring in double figures in the first 19 games of the season and 31 of 34 games played.

He led the team in scoring (16.8 ppg), shooting percentage (.565), free throw percentage (.842) and blocked shots (55) while adding 5.0 boards per game. He earned a spot on the All-WCC Team and was named all-district by the NABC, USBWA and the Basketball Times.

Davies became a dominant presence in the post, averaging 15.2 points and a team-best 7.7 rebounds while adding 51 steals and 47 blocks.

He became only the second Cougar in school history to average at least one of everything (points, rebounds, assists, blocks and steals) in a single season. Davies totaled nine double-doubles on the year and joined Hartsock on the All-WCC Team and was named second-team all-district by the NABC.

Another leader for the Cougars was Charles Abouo.

The senior wing started all 35 games and concluded his career as BYU's iron-man, setting the program records for games played in and consecutive games played at 141 and wins played in at 113. He averaged 11.0 points and 6.2 rebounds.

Several players with little on-court experi-

ence stepped up to lead the guard line.

After spending the past two seasons as a backup, junior Brock Zylstra started 28 games and averaged 8.3 points, 4.3 rebounds and 1.9 assists. His versatility proved to be a great asset as he played every position but center.

After a season as a practice player in 2010-11, junior Craig Cusick played in all 35 games, started three and averaged 3.1 points and 2.1 assists.

Freshmen Matt Carlino and Anson Winder also made a big impact on the Cougar backcourt.

After sitting out the first 10 games due to NCAA transfer rules, Carlino started 24 games at the point and averaged 12.2 points and 4.6 assists. He was named All-WCC Honorable Mention and earned a spot on the All-Freshman Team.

Winder, a redshirt, gave Rose valuable minutes at the point and shooting guard positions. He started 15 games and averaged 4.3 points and totaled 35 steals.

Nate Austin, another freshman, made a big impact for BYU in the post as he averaged 4.1 points and 3.8 boards.

First-year wing Damarcus Harrison averaged 3.2 points and had his best game against Iona with a career-best 12 points.



CELEBRATING AFTER NCAA TOURNAMENT WIN OVER IONA

2011-2012 GAME RESULTS

| RECORD | OVERALL | HOME | AWAY | NEUTRAL |
|----------------|---------|------|------|---------|
| ALL GAMES | 26-9 | 13-3 | 8-3 | 5-3 |
| CONFERENCE | 12-4 | 6-2 | 6-2 | 0-0 |
| NON-CONFERENCE | 14-5 | 7-1 | 2-1 | 5-3 |

| DATE | OPPONENT | W/L | SCORE | ATTEND |
|------------|----------------------|-----|-------|--------|
| 11/11/11 | at Utah State | L | 62-69 | 10270 |
| 11/15/11 | BYU-HAWAII | W | 73-52 | 13435 |
| ^ 11/18/11 | LONGWOOD | W | 92-60 | 10173 |
| ^ 11/22/11 | PRAIRIE VIEW A&M | W | 90-51 | 11760 |
| ^ 11/25/11 | vs Nevada | W | 76-55 | 3424 |
| ^ 11/26/11 | vs Wisconsin | : | 56-73 | 2634 |
| @11/30/11 | vs Northern Arizona | W | 87-52 | 3215 |
| 12/03/11 | vs Oregon | W | 79-65 | 12845 |
| 12/07/11 | WEBER STATE | W | 94-66 | 11676 |
| 12/10/11 | at Utah | W | 61-42 | 10327 |
| 12/17/11 | BAYLOR | L | 83-86 | 22700 |
| 12/20/11 | BUFFALO | W | 93-78 | 9632 |
| 12/22/11 | UC SANTA BARBARA | W | 89-75 | 10670 |
| 12/27/11 | CAL STATE SAN MARCOS | W | 79-51 | 13007 |
| *12/29/11 | at Saint Mary's | L | 82-98 | 3500 |
| *12/31/11 | SAN DIEGO | W | 88-52 | 16369 |
| *01/05/11 | at Loyola Marymount | W | 73-65 | 3073 |
| *01/07/12 | SAN FRANCISCO | W | 81-56 | 14823 |
| *01/14/12 | SANTA CLARA | W | 95-78 | 16116 |
| *01/16/12 | at San Diego | W | 82-63 | 3204 |
| *01/19/12 | LOYOLA MARYMOUNT | L | 68-82 | 12751 |
| *01/21/12 | at Pepperdine | W | 77-64 | 3104 |
| 01/25/12 | at Virginia Tech | W | 70-68 | 9231 |
| *01/28/12 | SAINT MARYS | L | 66-80 | 22700 |
| *02/02/12 | GONZAGA | W | 83-73 | 19257 |
| *02/04/12 | at Portland | W | 79-60 | 4159 |
| *02/11/12 | PEPPERDINE | W | 86-48 | 19008 |
| *02/16/12 | at San Francisco | W | 85-84 | 2875 |
| *02/18/12 | at Santa Clara | W | 82-67 | 4700 |
| *02/23/12 | at Gonzaga | L | 63-74 | 6000 |
| *02/25/12 | PORTLAND | W | 76-66 | 22700 |
| +03/02/12 | vs San Diego | W | 73-68 | 5037 |
| +03/03/12 | vs Gonzaga | L | 58-77 | 7828 |
| #03/13/12 | vs Iona | W | 78-72 | 8510 |
| #03/15/12 | vs MARQUETTE | L | 68-88 | 16069 |

^ Chicago Invitational Challenge
 @ Lumberjack Classic
 * Conference game
 + WCC Championships
 # NCAA Tournament



2011-12 TEAM STATISTICS - ALL GAMES

| TEAM STATISTICS | BYU | OPP |
|------------------------|----------|----------|
| SCORING | 2727 | 2358 |
| Points per game | 77.9 | 67.4 |
| Scoring margin | +10.5 | - |
| FIELD GOALS-ATT | 977-2099 | 841-2029 |
| Field goal pct | .465 | .414 |
| 3 POINT FG-ATT | 233-679 | 229-734 |
| 3-point FG pct | .343 | .312 |
| 3-pt FG made per game | 6.7 | 6.5 |
| FREE THROWS-ATT | 540-771 | 447-671 |
| Free throw pct | .700 | .666 |
| F-Throws made per game | 15.4 | 12.8 |
| REBOUNDS | 1347 | 1213 |
| Rebounds per game | 38.5 | 34.7 |
| Rebounding margin | +3.8 | - |
| ASSISTS | 599 | 484 |
| Assists per game | 17.1 | 13.8 |
| TURNOVERS | 473 | 554 |
| Turnovers per game | 13.5 | 15.8 |
| Turnover margin | +2.3 | - |
| Assist/turnover ratio | 1.3 | 0.9 |
| STEALS | 296 | 222 |
| Steals per game | 8.5 | 6.3 |
| BLOCKS | 154 | 94 |
| Blocks per game | 4.4 | 2.7 |
| ATTENDANCE | 246777 | 120005 |
| Home games-Avg/Game | 16-15424 | 11-5495 |
| Neutral site-Avg/Game | - | 8-74450 |

| SCORE BY PERIODS | 1st | 2nd | Total |
|------------------|------|------|-------|
| BYU | 1280 | 1447 | 2727 |
| Opponents | 1120 | 1238 | 2358 |



BYU IN THE WCC AND NCAA STATISTICAL RATINGS 2011-12

| WCC STATS | ALL | CONF | INDIVIDUAL | TOP BYU PLAYER - ALL | TOP BYU PLAYER - CONF. |
|--------------------------|-------------|------------|----------------------------|------------------------|------------------------|
| Scoring Offense | 1st | 1st | Scoring | Noah Hartssock - 1st | Brandon Davies - 1st |
| Scoring Defense | 4th | 5th | Rebounding | Brandon Davies - 4th | Brandon Davies - 4th |
| Scoring Margin | 2nd | 3rd | FG Percentage | Noah Hartssock - 3rd | Noah Hartssock - 8th |
| FT Percentage | 6th | 4th | Assists | Charles Abouo - 12th | Matt Carlino - 4th |
| FG Percentage | 4th | 4th | FT Percentage | Noah Hartssock - 4th | Noah Hartssock - 4th |
| FG Percentage Defense | 2nd | 2nd | Steals | Brandon Davies - 8th | Brandon Davies - 4th |
| 3FG Percentage | 7th | 7th | 3FG Percentage | Brock Zylstra - 8th | Brock Zylstra - 15th |
| 3FG Percentage Defense | 3rd | 2nd | 3FG Made/Game | Brock Zylstra - T10th | Matt Carlino - T12th |
| 3-Point FG Made/Game | 4th | 6th | Blocked Shots | Noah Hartssock - 1st | Brandon Davies - T1st |
| Rebounding Offense | 1st | 1st | Assist/TO Ratio | — | Matt Carlino - 3rd |
| Rebounding Defense | 6th | 6th | Offensive Rebounds | Brandon Davies - 8th | Brandon Davies - 7th |
| Rebounding Margin | 3rd | 3rd | Defensive Rebounds | Brandon Davies - 4th | Brandon Davies - 5th |
| Blocked Shots | 1st | 3rd | Minutes Played | Noah Hartssock - T8th | — |
| Assists | 1st | 1st | | | |
| Steals | 1st | 1st | NCAA STATS - INDIV. | BYU PLAYER RANK | ACTUAL |
| Turnover Margin | 2nd | 2nd | Points Per Game | Noah Hartssock - 86 | 16.8 |
| Assist/Turnover Ratio | 2nd | 2nd | Field Goal Percentage | Brandon Davies - 175 | 15.2 |
| Offensive Rebounds | 5th | 3rd | Free Throw Percentage | Noah Hartssock - 20 | 56.5 |
| Defensive Rebounds | 1st | T1st | Rebounds Per Game | Brandon Davies - 56 | 51.6 |
| Defensive Reb Pct | 2nd | 2nd | Noah Hartssock - 59 | Noah Hartssock - 59 | 84.2 |
| Offensive Reb Pct | 7th | 6th | Brandon Davies - 112 | Brandon Davies - 112 | 7.7 |
| | | | Noah Hartssock - 86 | Noah Hartssock - 86 | 1.6 |
| | | | Brandon Davies - 147 | Brandon Davies - 147 | 1.3 |
| | | | Brandon Davies - 207 | Brandon Davies - 207 | 1.5 |
| | | | Steals | | |
| NCAA STATS - TEAM | RANK | BYU | | | |
| Won-Lost Percentage | 37 | 74.3 | | | |
| Scoring Offense | 13 | 77.9 | | | |
| Scoring Defense | 182 | 67.4 | | | |
| Scoring Margin | 19 | 10.5 | | | |
| Field-Goal Percentage | 47 | 46.5 | | | |
| Field-Goal Pct Defense | 88 | 41.4 | | | |
| 3-Point Field Goals/Game | 112 | 6.7 | | | |
| 3-Point Field-Goal Pct | 160 | 34.3 | | | |
| Three Pt FG Defense | 46 | 31.2 | | | |
| Free-Throw Percentage | 138 | 70.0 | | | |
| Rebound Margin | 56 | 3.8 | | | |
| Assists Per Game | 6 | 17.1 | | | |
| Assist Turnover Ratio | 18 | 1.27 | | | |
| Blocked Shots Per Game | 56 | 4.4 | | | |
| Steals Per Game | 16 | 8.5 | | | |
| Turnovers Per Game | 176 | 13.5 | | | |
| Turnover Margin | 46 | 2.3 | | | |
| Personal Fouls Per Game | 184 | 18.2 | | | |

2011-12 BYU/OPPONENT GAME-BY-GAME STATS

| Opponent | 1st | 2nd | Score | Mar | Total FG | FG Pct | 3-Pointers | 3FG Pct | Free Throws | FT Pct |
|------------------|-------|-------|-------|------|-------------|-----------|------------|-----------|-------------|-----------|
| Utah State | 28/30 | 34/39 | 62-69 | (7) | 22-47/22-48 | .468/.458 | 3-14/5-15 | .214/.333 | 15-22/20-29 | .682/.690 |
| BYU-HAWAII | 40/17 | 33/35 | 73-52 | +21 | 26-53/21-68 | .491/.309 | 4-13/7-28 | .308/.250 | 17-25/3-9 | .680/.333 |
| LONGWOOD | 35/29 | 57/31 | 92-60 | +32 | 32-58/23-56 | .552/.411 | 15-26/9-24 | .577/.375 | 13-23/5-11 | .565/.455 |
| PRAIRIE VIEW A&M | 34/25 | 56/26 | 90-51 | +39 | 29-51/20-69 | .569/.290 | 12-22/3-20 | .545/.150 | 20-29/8-16 | .690/.500 |
| Nevada | 34/27 | 42/28 | 76-55 | +21 | 31-57/21-56 | .544/.375 | 8-18/5-20 | .444/.250 | 6-9/8-13 | .667/.615 |
| Wisconsin | 32/34 | 24/29 | 56-73 | (17) | 22-51/27-53 | .431/.509 | 1-10/13-24 | .100/.542 | 11-11/6-7 | .600/.857 |
| Northern Arizona | 44/21 | 43/31 | 87-52 | +35 | 34-66/20-53 | .515/.377 | 10-25/5-17 | .400/.294 | 9-10/7-14 | .900/.500 |
| Oregon | 38/31 | 41/34 | 79-65 | +14 | 28-71/22-57 | .394/.386 | 10-26/9-22 | .385/.409 | 13-19/12-21 | .684/.571 |
| WEBER STATE | 47/34 | 47/32 | 94-66 | +28 | 39-77/22-66 | .506/.333 | 8-20/5-22 | .400/.227 | 8-13/17-19 | .615/.895 |
| Utah | 25/17 | 36/25 | 61-42 | +19 | 19-49/14-52 | .388/.269 | 9-27/3-17 | .333/.176 | 14-19/11-18 | .737/.611 |
| BAYLOR | 42/38 | 41/48 | 83-86 | (3) | 32-68/32-63 | .471/.508 | 7-21/13-25 | .333/.520 | 12-20/9-15 | .600/.600 |
| BUFFALO | 47/39 | 46/39 | 93-78 | +15 | 34-64/28-53 | .531/.528 | 13-29/8-16 | .448/.500 | 12-17/14-17 | .706/.824 |
| UC SANTA BARBARA | 38/32 | 51/43 | 89-75 | +14 | 28-58/31-62 | .483/.500 | 6-15/6-20 | .400/.300 | 27-37/7-12 | .730/.583 |
| CS SAN MARCOS | 32/23 | 47/28 | 79-51 | +28 | 31-62/20-55 | .500/.364 | 4-21/5-19 | .190/.263 | 13-21/6-8 | .619/.750 |
| Saint Mary's | 43/53 | 39/45 | 82-98 | (16) | 33-68/31-56 | .485/.554 | 7-13/12-25 | .538/.480 | 9-16/24-30 | .563/.800 |
| SAN DIEGO | 34/24 | 54/28 | 88-52 | +36 | 29-59/14-61 | .492/.230 | 7-20/5-27 | .350/.185 | 23-30/19-26 | .767/.731 |
| Loyola Marymount | 34/30 | 39/31 | 73-65 | +8 | 27-63/23-67 | .429/.343 | 5-20/5-26 | .250/.192 | 14-20/14-21 | .700/.667 |
| SAN FRANCISCO | 42/20 | 39/36 | 81-56 | +25 | 29-54/19-58 | .537/.328 | 12-19/6-29 | .632/.207 | 11-16/12-21 | .688/.571 |
| SANTA CLARA | 45/42 | 50/36 | 95-78 | +17 | 33-58/27-58 | .569/.466 | 7-17/9-25 | .412/.360 | 22-29/15-25 | .759/.600 |
| San Diego | 37/29 | 45/34 | 82-63 | +19 | 28-62/24-59 | .452/.407 | 11-24/6-19 | .458/.316 | 15-21/9-12 | .714/.750 |
| LOYOLA MARYMOUNT | 28/34 | 40/48 | 68-82 | (14) | 23-60/23-53 | .383/.434 | 2-25/7-22 | .080/.318 | 20-28/29-36 | .714/.806 |
| Pepperdine | 42/29 | 35/35 | 77-64 | +13 | 23-49/26-61 | .469/.426 | 2-11/4-17 | .182/.235 | 29-38/8-12 | .763/.667 |
| Virginia Tech | 29/25 | 41/43 | 70-68 | +2 | 22-66/24-56 | .333/.429 | 5-24/5-18 | .208/.278 | 21-24/15-23 | .875/.652 |
| SAINT MARY'S | 28/40 | 38/40 | 66-80 | (14) | 25-61/24-43 | .410/.558 | 2-13/7-18 | .154/.389 | 14-22/25-33 | .636/.758 |
| GONZAGA | 38/24 | 45/49 | 83-73 | +10 | 34-69/25-61 | .493/.410 | 3-12/3-19 | .250/.158 | 12-17/20-28 | .706/.714 |
| Portland | 32/27 | 47/33 | 79-60 | +19 | 19-54/22-49 | .352/.449 | 3-16/6-16 | .188/.375 | 38-53/10-23 | .717/.435 |
| PEPPERDINE | 46/25 | 40/23 | 86-48 | +38 | 27-65/21-63 | .415/.333 | 12-32/2-16 | .375/.125 | 20-24/4-11 | .833/.364 |
| San Francisco | 49/44 | 36/40 | 85-84 | +1 | 36-67/33-70 | .537/.471 | 7-17/10-32 | .412/.313 | 6-9/8-15 | .667/.533 |
| Santa Clara | 34/31 | 48/36 | 82-67 | +15 | 31-53/23-56 | .585/.411 | 3-12/5-17 | .250/.294 | 17-22/16-24 | .773/.667 |
| Gonzaga | 27/37 | 36/37 | 63-74 | (11) | 24-78/16-41 | .308/.390 | 6-28/6-13 | .214/.462 | 9-16/36-44 | .563/.818 |
| PORTLAND | 42/29 | 34/37 | 76-66 | +10 | 25-52/27-62 | .481/.435 | 5-17/7-23 | .294/.304 | 21-31/5-9 | .677/.556 |
| San Diego | 34/34 | 39/34 | 73-68 | +5 | 29-53/26-55 | .547/.473 | 7-15/6-23 | .467/.261 | 8-14/10-16 | .571/.625 |
| Gonzaga | 26/38 | 32/39 | 58-77 | (19) | 20-53/29-53 | .377/.547 | 3-18/7-15 | .167/.467 | 15-24/12-19 | .625/.632 |
| Iona | 40/55 | 38/17 | 78-72 | +6 | 30-62/31-70 | .484/.443 | 7-20/6-25 | .350/.240 | 11-20/4-8 | .550/.500 |
| MARQUETTE | 34/49 | 34/39 | 68-88 | (20) | 23-61/30-66 | .377/.455 | 7-19/9-20 | .368/.450 | 15-22/19-26 | .682/.731 |

2011-12 INDIVIDUAL GAME-BY-GAME (POINTS-REBOUNDS-ASSISTS)

| Opponent | Score | W/L | 00 DAVIES | 01 ABOUO | 02 CUSICK | 05 COLLINSWORTH | 10 CARLINO | 12 SHARP | 13 ZYLSTRA |
|----------------------|-------|-----|-----------|----------|-----------|-----------------|------------|----------|------------|
| at Utah State | 62-69 | L | 13-5-1 | 16-6-3 | 2-0-1 | 0-0-1 | DNP | 2-4-0 | 2-3-3 |
| BYU-HAWAII | 73-52 | W | 25-9-3 | 4-6-3 | 6-3-0 | 0-1-0 | DNP | 5-6-1 | 7-6-1 |
| LONGWOOD | 92-60 | W | 2-4-4 | 19-16-4 | 3-2-1 | DNP | DNP | 1-4-3 | 6-1-1 |
| PRAIRIE VIEW A&M | 90-51 | W | 13-8-3 | 13-7-3 | 3-3-2 | DNP | DNP | 5-6-1 | 8-4-1 |
| vs Nevada | 76-55 | W | 10-3-4 | 22-8-0 | 0-0-0 | DNP | DNP | 0-1-0 | 8-2-2 |
| vs Wisconsin | 56-73 | L | 9-4-1 | 6-4-2 | 2-1-4 | DNP | DNP | 0-1-0 | 4-5-0 |
| vs Northern Arizona | 87-52 | W | 14-9-3 | 9-3-1 | 2-1-2 | DNP | DNP | 2-1-2 | 23-3-1 |
| vs Oregon | 79-65 | W | 6-5-2 | 8-12-3 | 0-1-0 | DNP | DNP | 0-0-0 | 7-0-3 |
| WEBER STATE | 94-66 | W | 11-9-0 | 15-4-4 | 0-2-8 | DNP | DNP | 0-0-0 | 15-6-2 |
| at Utah | 61-42 | W | 3-9-1 | 11-6-0 | 10-3-6 | DNP | DNP | DNP | 6-2-4 |
| BAYLOR | 83-86 | L | 18-13-1 | 17-9-2 | 2-0-4 | DNP | DNP | 18-1-2 | 4-7-3 |
| BUFFALO | 93-78 | W | 2-4-1 | 8-6-4 | 0-0-3 | DNP | DNP | 10-7-11 | DNP |
| UC SANTA BARBARA | 89-75 | W | 17-6-1 | 16-6-2 | 1-0-0 | DNP | DNP | 22-2-6 | 0-0-0 |
| CAL STATE SAN MARCOS | 79-51 | W | 14-13-2 | 3-5-4 | 5-1-1 | DNP | DNP | 19-2-0 | 4-4-1 |
| at Saint Mary's | 82-98 | L | 28-7-0 | 9-4-0 | 5-1-3 | DNP | DNP | 13-4-6 | 2-1-0 |
| SAN DIEGO | 88-52 | W | 21-22-4 | 15-4-3 | 3-1-3 | DNP | DNP | 8-6-3 | 0-2-1 |
| at Loyola Marymount | 73-65 | W | 15-10-2 | 7-7-4 | 9-4-0 | DNP | DNP | 9-2-7 | DNP |
| SAN FRANCISCO | 81-56 | W | 12-6-6 | 2-2-7 | 3-1-1 | DNP | DNP | 12-1-4 | 1-0-0 |
| San Diego | 95-78 | W | 23-5-2 | 13-1-3 | 3-0-0 | DNP | DNP | 21-3-8 | 2-1-0 |
| at San Diego | 82-63 | L | 12-12-2 | 14-7-7 | 8-1-0 | DNP | DNP | 14-7-2 | 1-0-0 |
| LOYOLA MARYMOUNT | 68-82 | L | 14-9-2 | 10-2-2 | 0-0-4 | DNP | DNP | 5-4-3 | 0-1-0 |
| at Pepperdine | 77-64 | W | 29-6-4 | 15-9-4 | 4-2-2 | DNP | DNP | 0-1-2 | DNP |
| at Virginia Tech | 70-68 | W | 17-5-4 | 9-8-2 | 0-0-0 | DNP | DNP | 7-6-5 | DNP |
| SAINT MARY'S | 66-80 | L | 14-7-1 | 6-2-1 | 3-0-1 | DNP | DNP | 15-3-3 | 0-1-0 |
| GONZAGA | 83-73 | W | 15-5-1 | 4-1-1 | 0-3-2 | DNP | DNP | 18-0-5 | DNP |
| at Portland | 79-60 | W | 18-13-4 | 7-7-0 | 12-3-0 | DNP | DNP | 13-4-4 | 1-0-0 |
| PEPPERDINE | 86-48 | W | 13-7-2 | 23-12-2 | 3-1-5 | DNP | DNP | 10-3-6 | 3-0-1 |
| at San Francisco | 85-84 | W | 6-5-2 | 15-6-4 | 1-0-2 | DNP | DNP | 30-4-3 | 0-0-0 |
| at Santa Clara | 82-67 | W | 20-3-0 | 14-8-4 | 0-2-5 | DNP | DNP | 2-3-7 | 0-1-0 |
| at Gonzaga | 63-74 | L | 23-10-1 | 10-10-0 | 3-2-0 | DNP | DNP | 18-2-3 | 0-3-1 |
| PORTLAND | 76-66 | W | 25-2-2 | 16-8-1 | 3-4-1 | DNP | DNP | 8-3-8 | 0-0-0 |
| vs San Diego | 73-68 | W | 16-5-1 | 11-7-1 | 2-2-3 | DNP | DNP | 8-1-7 | 0-0-0 |
| vs Gonzaga | 58-77 | L | 17-2-1 | 12-10-1 | 0-1-0 | DNP | DNP | 12-3-4 | 0-1-0 |
| vs Iona | 78-72 | W | 18-15-2 | 2-2-2 | 0-5-8 | DNP | DNP | 6-1-2 | DNP |
| vs MARQUETTE | 68-88 | L | 19-12-3 | 3-3-2 | 12-2-2 | DNP | DNP | 7-2-4 | 0-0-0 |



| Opponent | Score | WL | 14 MARTINEAU | 20 WINDER | 21 ROGERS | 24 HARRISON | 33 AUSTIN | 34 HARTSOCK |
|----------------------|-------|----|--------------|-----------|-----------|-------------|-----------|-------------|
| at Utah State | 62-69 | L | DNP | DNP | 7-0-3 | 0-0-0 | 2-3-0 | 18-5-4 |
| BYU-HAWAII | 73-52 | W | 1-0-0 | 0-1-0 | 5-2-1 | 6-2-2 | 0-2-0 | 14-9-5 |
| LONGWOOD | 92-60 | W | 3-0-0 | 8-1-5 | 17-2-3 | 11-0-1 | 4-3-1 | 18-5-0 |
| PRAIRIE VIEW A&M | 90-51 | W | 0-2-2 | 11-3-4 | 18-2-2 | 5-1-2 | 2-0-0 | 12-3-0 |
| vs Nevada | 76-55 | W | 0-0-0 | 9-4-4 | 2-4-2 | 4-2-0 | 0-0-0 | 21-6-2 |
| vs Wisconsin | 56-73 | L | 0-0-0 | 0-0-3 | 6-2-0 | 9-1-0 | 2-0-0 | 18-6-1 |
| vs Northern Arizona | 87-52 | W | 0-0-1 | 3-2-9 | 8-6-3 | 4-1-0 | 11-4-1 | 11-4-2 |
| vs Oregon | 79-65 | W | DNP | 10-2-6 | 16-1-2 | 0-1-0 | 9-6-0 | 23-12-2 |
| WEBER STATE | 94-66 | W | 2-0-1 | 0-1-1 | 15-0-0 | 2-0-1 | 15-9-0 | 19-12-3 |
| at Utah | 61-42 | W | 0-1-0 | 5-3-2 | 3-0-0 | 3-0-0 | 3-5-1 | 19-7-1 |
| BAYLOR | 83-86 | L | DNP | 1-0-0 | DNP | 8-3-1 | 0-3-0 | 15-5-1 |
| BUFFALO | 93-78 | W | 0-0-0 | 20-0-2 | DNP | DNP | 7-9-1 | 16-1-2 |
| UC SANTA BARBARA | 89-75 | W | 0-0-0 | 3-3-0 | DNP | 0-0-2 | 0-0-0 | 21-5-1 |
| CAL STATE SAN MARCOS | 79-51 | W | 0-3-2 | 0-1-1 | DNP | 8-3-2 | 3-2-1 | 20-4-2 |
| at Saint Mary's | 82-98 | L | DNP | 8-1-1 | DNP | 0-0-1 | 0-4-2 | 13-5-0 |
| SAN DIEGO | 88-52 | W | 3-0-0 | 0-0-5 | DNP | 6-2-0 | 9-1-0 | 15-3-0 |
| at Loyola Marymount | 73-65 | W | DNP | 2-1-0 | DNP | DNP | 8-6-0 | 21-7-1 |
| SAN FRANCISCO | 81-56 | W | 0-0-0 | 5-2-2 | 3-3-1 | 3-1-0 | 4-9-1 | 14-6-2 |
| SANTA CLARA | 95-78 | W | DNP | 0-1-0 | 2-3-3 | 0-1-0 | 3-7-2 | 21-5-1 |
| at San Diego | 82-63 | W | 0-0-0 | 0-1-0 | 2-0-0 | 0-1-0 | 7-5-1 | 7-1-3 |
| LOYOLA MARYMOUNT | 68-82 | L | DNP | 2-0-0 | DNP | 0-0-0 | 2-2-0 | 28-5-2 |
| at Pepperdine | 77-64 | W | DNP | 0-0-0 | DNP | DNP | 4-5-0 | 20-3-1 |
| at Virginia Tech | 70-68 | W | DNP | 3-1-0 | DNP | 3-1-0 | 6-4-0 | 22-7-1 |
| SAINT MARY'S | 66-80 | L | DNP | 8-4-0 | 0-0-0 | 0-0-0 | 4-3-0 | 15-3-0 |
| GONZAGA | 83-73 | W | DNP | 10-4-5 | DNP | 5-3-2 | 3-2-0 | 24-14-3 |
| at Portland | 79-60 | W | DNP | 0-0-1 | DNP | 0-0-0 | 4-1-0 | 12-4-0 |
| PEPPERDINE | 86-48 | W | 5-1-0 | 10-3-1 | DNP | 6-2-0 | 4-8-0 | 9-5-3 |
| at San Francisco | 85-84 | W | DNP | 8-6-2 | DNP | DNP | 6-3-0 | 16-2-1 |
| at Santa Clara | 82-67 | W | 0-0-0 | 7-0-2 | DNP | 0-0-0 | 6-1-1 | 21-5-3 |
| at Gonzaga | 63-74 | L | DNP | 5-1-0 | 0-0-0 | 0-0-0 | 4-10-2 | 0-1 |

INDIVIDUAL STATS - ALL GAMES

| RECORD | OVERALL | HOME | AWAY | NEUTRAL |
|----------------|---------|------|------|---------|
| ALL GAMES | 26-9 | 13-3 | 8-3 | 5-3 |
| CONFERENCE | 12-4 | 6-2 | 6-2 | 0-0 |
| NON-CONFERENCE | 14-5 | 7-1 | 2-1 | 5-3 |

| ## | Player | GP | GS | Min | Avg | TOTAL | | | 3-PTS | | | F-THROW | | | REBOUNDS | | | |
|----|---------------------|----|----|------|------|-------|------|------|-------|-----|------|---------|-----|------|----------|-----|------|------|
| | | | | | | FG | FGA | Pct | 3FG | FGA | Pct | FT | FTA | Pct | Off | Def | Tot | Avg |
| 34 | HARTSOCK, Noah | 34 | 32 | 1049 | 30.9 | 216 | 382 | .565 | 12 | 35 | .343 | 128 | 152 | .842 | 41 | 130 | 171 | 5.0 |
| 0 | DAVIES, Brandon | 35 | 35 | 1002 | 28.6 | 196 | 380 | .516 | 1 | 3 | .333 | 139 | 210 | .662 | 79 | 190 | 269 | 7.7 |
| 10 | CARLINO, Matt | 25 | 24 | 692 | 27.7 | 110 | 273 | .403 | 41 | 123 | .333 | 44 | 58 | .759 | 9 | 66 | 75 | 3.0 |
| 1 | ABOUO, Charles | 35 | 35 | 937 | 26.8 | 127 | 288 | .441 | 42 | 113 | .372 | 88 | 119 | .739 | 72 | 146 | 218 | 6.2 |
| 13 | ZYLSTRA, Brock | 34 | 28 | 959 | 28.2 | 97 | 214 | .453 | 50 | 134 | .373 | 38 | 59 | .644 | 32 | 115 | 147 | 4.3 |
| 21 | ROGERS, Stephen | 18 | 2 | 245 | 13.6 | 41 | 88 | .466 | 16 | 46 | .348 | 10 | 15 | .667 | 3 | 27 | 30 | 1.7 |
| 20 | WINDER, Anson | 34 | 15 | 551 | 16.2 | 48 | 131 | .366 | 25 | 84 | .298 | 26 | 41 | .634 | 3 | 50 | 53 | 1.6 |
| 33 | AUSTIN, Nate | 35 | 1 | 450 | 12.9 | 58 | 107 | .542 | 7 | 23 | .304 | 20 | 39 | .513 | 53 | 79 | 132 | 3.8 |
| 24 | HARRISON, Damarcus | 30 | 0 | 265 | 8.8 | 37 | 109 | .339 | 13 | 49 | .265 | 10 | 19 | .526 | 7 | 23 | 30 | 1.0 |
| 2 | CUSICK, Craig | 35 | 3 | 588 | 16.8 | 33 | 89 | .371 | 22 | 58 | .379 | 22 | 34 | .647 | 5 | 47 | 52 | 1.5 |
| 12 | SHARP, Josh | 28 | 0 | 197 | 7.0 | 9 | 23 | .391 | 1 | 5 | .200 | 14 | 23 | .609 | 16 | 22 | 38 | 1.4 |
| 14 | MARTINEAU, Nick | 19 | 0 | 53 | 2.8 | 5 | 13 | .385 | 3 | 5 | .600 | 1 | 2 | .500 | 1 | 6 | 7 | 0.4 |
| 5 | COLLINSWORTH, Chris | 2 | 0 | 12 | 6.0 | 0 | 2 | .000 | 0 | 1 | .000 | 0 | 0 | .000 | 0 | 1 | 1 | 0.5 |
| TM | TEAM | | | | | | | | | | | | | | | | | |
| | Total | 35 | | | | 977 | 2099 | .465 | 233 | 679 | .343 | 540 | 771 | .700 | 381 | 966 | 1347 | 38.5 |
| | Opponents | 35 | | | | 841 | 2029 | .414 | 229 | 734 | .312 | 447 | 671 | .666 | 348 | 865 | 1213 | 34.7 |

CONTINUED :

| ## | Player | PF | FO | A | TO | Blk | Stl | Pts | Avg |
|----|---------------------|-----|----|-----|-----|-----|-----|------|------|
| 34 | HARTSOCK, Noah | 69 | 0 | 50 | 53 | 55 | 29 | 572 | 16.8 |
| 0 | DAVIES, Brandon | 114 | 4 | 73 | 100 | 47 | 51 | 532 | 15.2 |
| 10 | CARLINO, Matt | 58 | 2 | 115 | 75 | 7 | 36 | 305 | 12.2 |
| 1 | ABOUO, Charles | 92 | 2 | 90 | 60 | 9 | 39 | 384 | 11.0 |
| 13 | ZYLSTRA, Brock | 60 | 0 | 64 | 48 | 7 | 40 | 282 | 8.3 |
| 21 | ROGERS, Stephen | 19 | 1 | 23 | 14 | 6 | 9 | 108 | 6.0 |
| 20 | WINDER, Anson | 40 | 0 | 57 | 32 | 3 | 35 | 147 | 4.3 |
| 33 | AUSTIN, Nate | 95 | 6 | 19 | 20 | 15 | 9 | 143 | 4.1 |
| 24 | HARRISON, Damarcus | 24 | 0 | 15 | 25 | 1 | 13 | 97 | 3.2 |
| 2 | CUSICK, Craig | 39 | 0 | 74 | 25 | 0 | 29 | 110 | 3.1 |
| 12 | SHARP, Josh | 21 | 0 | 12 | 12 | 3 | 4 | 33 | 1.2 |
| 14 | MARTINEAU, Nick | 2 | 0 | 6 | 3 | 0 | 2 | 14 | 0.7 |
| 5 | COLLINSWORTH, Chris | 3 | 0 | 1 | 3 | 1 | 0 | 0 | 0.0 |
| TM | TEAM | 1 | | | 3 | | | 0 | |
| | Total | 637 | 15 | 599 | 473 | 154 | 296 | 2727 | 77.9 |
| | Opponents | 667 | 12 | 484 | 554 | 94 | 222 | 2358 | 67.4 |



ZYLSTRA

INDIVIDUAL STATS - WCC GAMES

| RECORD | OVERALL | HOME | AWAY | NEUTRAL |
|------------|---------|------|------|---------|
| CONFERENCE | 12-4 | 6-2 | 6-2 | 0-0 |

| ## | Player | GP | GS | Min | Avg | TOTAL | | | 3-PTS | | | F-THROW | | | REBOUNDS | | | |
|----|--------------------|----|----|-----|------|-------|-----|------|-------|-----|------|---------|-----|-------|----------|-----|-----|------|
| | | | | | | FG | FGA | Pct | 3FG | FGA | Pct | FT | FTA | Pct | Off | Def | Tot | Avg |
| 0 | DAVIES, Brandon | 16 | 16 | 491 | 30.7 | 103 | 191 | .539 | 0 | 0 | .000 | 82 | 121 | .678 | 37 | 92 | 129 | 8.1 |
| 34 | HARTSOCK, Noah | 15 | 15 | 450 | 30.0 | 87 | 161 | .540 | 2 | 12 | .167 | 60 | 71 | .845 | 13 | 56 | 69 | 4.6 |
| 10 | CARLINO, Matt | 16 | 16 | 437 | 27.3 | 72 | 176 | .409 | 23 | 76 | .303 | 29 | 41 | .707 | 7 | 43 | 50 | 3.1 |
| 1 | ABOUO, Charles | 16 | 16 | 448 | 28.0 | 60 | 140 | .429 | 17 | 53 | .321 | 43 | 57 | .754 | 27 | 63 | 90 | 5.6 |
| 13 | ZYLSTRA, Brock | 15 | 9 | 426 | 28.4 | 41 | 89 | .461 | 20 | 58 | .345 | 20 | 33 | .606 | 17 | 57 | 74 | 4.9 |
| 33 | AUSTIN, Nate | 16 | 1 | 230 | 14.4 | 28 | 52 | .538 | 2 | 10 | .200 | 12 | 22 | .545 | 33 | 36 | 69 | 4.3 |
| 20 | WINDER, Anson | 16 | 7 | 238 | 14.9 | 23 | 62 | .371 | 10 | 36 | .278 | 11 | 14 | .786 | 1 | 26 | 27 | 1.7 |
| 2 | CUSICK, Craig | 16 | 0 | 286 | 17.9 | 18 | 49 | .367 | 14 | 30 | .467 | 10 | 16 | .625 | 4 | 21 | 25 | 1.6 |
| 24 | HARRISON, Damarcus | 13 | 0 | 71 | 5.5 | 8 | 29 | .276 | 3 | 10 | .300 | 1 | 1 | 1.000 | 2 | 8 | 10 | 0.8 |
| 21 | ROGERS, Stephen | 6 | 0 | 41 | 6.8 | 3 | 13 | .231 | 1 | 7 | .143 | 2 | 2 | 1.000 | 1 | 6 | 7 | 1.2 |
| 14 | MARTINEAU, Nick | 6 | 0 | 19 | 3.2 | 3 | 6 | .500 | 2 | 3 | .667 | 0 | 0 | .000 | 0 | 1 | 1 | 0.2 |
| 12 | SHARP, Josh | 13 | 0 | 63 | 4.8 | 0 | 4 | .000 | 0 | 1 | .000 | 10 | 14 | .714 | 6 | 4 | 10 | 0.8 |
| TM | TEAM | | | | | | | | | | | | | | | | | |
| | Total | 16 | | | | 446 | 972 | .459 | 94 | 296 | .318 | 280 | 392 | .714 | 182 | 439 | 621 | 38.8 |
| | Opponents | 16 | | | | 378 | 918 | .412 | 100 | 344 | .291 | 254 | 370 | .686 | 165 | 401 | 566 | 35.4 |

CONTINUED :

| ## | Player | PF | FO | A | TO | Blk | Stl | Pts | Avg |
|----|--------------------|-----|----|-----|-----|-----|-----|------|------|
| 0 | DAVIES, Brandon | 54 | 2 | 35 | 55 | 25 | 29 | 288 | 18.0 |
| 34 | HARTSOCK, Noah | 34 | 0 | 20 | 32 | 16 | 11 | 236 | 15.7 |
| 10 | CARLINO, Matt | 37 | 2 | 74 | 36 | 4 | 22 | 196 | 12.3 |
| 1 | ABOUO, Charles | 42 | 2 | 43 | 17 | 2 | 18 | 180 | 11.3 |
| 13 | ZYLSTRA, Brock | 27 | 0 | 23 | 19 | 2 | 17 | 122 | 8.1 |
| 33 | AUSTIN, Nate | 48 | 4 | 9 | 8 | 5 | 5 | 70 | 4.4 |
| 20 | WINDER, Anson | 26 | 0 | 19 | 11 | 0 | 20 | 67 | 4.2 |
| 2 | CUSICK, Craig | 17 | 0 | 29 | 12 | 0 | 17 | 60 | 3.8 |
| 24 | HARRISON, Damarcus | 7 | 0 | 3 | 9 | 0 | 3 | 20 | 1.5 |
| 21 | ROGERS, Stephen | 5 | 0 | 5 | 2 | 1 | 1 | 9 | 1.5 |
| 14 | MARTINEAU, Nick | 1 | 0 | 0 | 0 | 0 | 0 | 8 | 1.3 |
| 12 | SHARP, Josh | 7 | 0 | 3 | 2 | 3 | 2 | 10 | 0.8 |
| TM | TEAM | 1 | | | 2 | | | 0 | |
| | Total | 306 | 10 | 263 | 205 | 58 | 145 | 1266 | 79.1 |
| | Opponents | 324 | 7 | 218 | 251 | 40 | 110 | 1110 | 69.4 |



CARLINO

2011-12 RESULTS & LEADERS - ALL GAMES

| DATE | OPPONENT | W/L | SCORE | ATTENDANCE | POINTS | REBOUNDS |
|------------|---------------------|-----|-------|------------|---------------------|---|
| 11/11/11 | at Utah State | L | 62-69 | 10270 | (18)HARTSOCK, Noah | (6)ABOUO, Charles |
| 11/15/11 | BYU-HAWAII | W | 73-52 | 13435 | (25)DAVIES, Brandon | (9)DAVIES, Brandon (9)HARTSOCK, Noah |
| ^ 11/18/11 | LONGWOOD | W | 92-60 | 10173 | (19)ABOUO, Charles | (16)ABOUO, Charles |
| ^ 11/22/11 | PRAIRIE VIEW A&M | W | 90-51 | 11760 | (18)ROGERS, Stephen | (8)DAVIES, Brandon |
| ^ 11/25/11 | vs Nevada | W | 76-55 | 3424 | (22)ABOUO, Charles | (8)ABOUO, Charles |
| ^ 11/26/11 | vs Wisconsin | L | 56-73 | 2634 | (18)HARTSOCK, Noah | (6)HARTSOCK, Noah |
| @ 11/30/11 | vs Northern Arizona | W | 87-52 | 3215 | (23)ZYLSTRA, Brock | (9)DAVIES, Brandon |
| 12/03/11 | vs Oregon | W | 79-65 | 12845 | (23)HARTSOCK, Noah | (12)HARTSOCK, Noah (12)ABOUO, Charles |
| 12/07/11 | WEBER STATE | W | 94-66 | 11676 | (19)HARTSOCK, Noah | (12)HARTSOCK, Noah |
| 12/10/11 | at Utah | W | 61-42 | 10327 | (19)HARTSOCK, Noah | (9)DAVIES, Brandon |
| 12/17/11 | BAYLOR | L | 83-86 | 22700 | (18)DAVIES, Brandon | (13)DAVIES, Brandon (18)CARLINO, Matt |
| 12/20/11 | BUFFALO | W | 93-78 | 9632 | (26)ZYLSTRA, Brock | (9)AUSTIN, Nate |
| 12/22/11 | UC SANTA BARBARA | W | 89-75 | 10670 | (22)CARLINO, Matt | (7)ZYLSTRA, Brock |
| 12/27/11 | CS SAN MARCOS | W | 79-51 | 13007 | (20)HARTSOCK, Noah | (13)DAVIES, Brandon |
| *12/29/11 | at Saint Mary's | L | 82-98 | 3500 | (28)DAVIES, Brandon | (7)DAVIES, Brandon |
| *12/31/11 | SAN DIEGO | W | 88-52 | 16369 | (21)DAVIES, Brandon | (22)DAVIES, Brandon |
| *01/05/11 | at Loyola Marymount | W | 73-65 | 3073 | (21)HARTSOCK, Noah | (10)DAVIES, Brandon |
| *01/07/12 | SAN FRANCISCO | W | 81-56 | 14823 | (22)ZYLSTRA, Brock | (9)AUSTIN, Nate |
| *01/14/12 | SANTA CLARA | W | 95-78 | 16116 | (23)DAVIES, Brandon | (7)AUSTIN, Nate |
| *01/16/12 | at San Diego | W | 82-63 | 3204 | (17)ZYLSTRA, Brock | (12)DAVIES, Brandon |
| *01/19/12 | LOYOLA MARYMOUNT | L | 68-82 | 12751 | (28)HARTSOCK, Noah | (9)DAVIES, Brandon |
| *01/21/12 | at Pepperdine | W | 77-64 | 3104 | (29)DAVIES, Brandon | (9)ABOUO, Charles |
| 01/25/12 | at Virginia Tech | W | 70-68 | 9231 | (22)HARTSOCK, Noah | (8)ABOUO, Charles |
| *01/28/12 | SAINT MARY'S | L | 66-80 | 22700 | (15)HARTSOCK, Noah | (7)DAVIES, Brandon (15)CARLINO, Matt |
| *02/02/12 | GONZAGA | W | 83-73 | 19257 | (24)HARTSOCK, Noah | (14)HARTSOCK, Noah |
| *02/04/12 | at Portland | W | 79-60 | 4159 | (18)DAVIES, Brandon | (13)DAVIES, Brandon |
| *02/11/12 | PEPPERDINE | W | 86-48 | 19008 | (23)ABOUO, Charles | (12)ABOUO, Charles |
| *02/16/12 | at San Francisco | W | 85-84 | 2875 | (30)CARLINO, Matt | (6)WINDER, Anson (6)ABOUO, Charles |
| *02/18/12 | at Santa Clara | W | 82-67 | 4700 | (21)HARTSOCK, Noah | (8)ABOUO, Charles |
| *02/23/12 | at Gonzaga | L | 63-74 | 6000 | (23)DAVIES, Brandon | (10)ABOUO, Charles (10)AUSTIN, Nate (10)DAVIES, Brandon |
| *02/25/12 | PORTLAND | W | 76-66 | 22700 | (25)DAVIES, Brandon | (9)ZYLSTRA, Brock |
| +03/02/12 | vs San Diego | W | 73-68 | 5037 | (19)HARTSOCK, Noah | (7)ABOUO, Charles |
| +03/03/12 | vs Gonzaga | L | 58-77 | 7828 | (17)DAVIES, Brandon | (10)ABOUO, Charles |
| #03/13/12 | vs Iona | W | 78-72 | 8510 | (23)HARTSOCK, Noah | (15)DAVIES, Brandon |
| #03/15/12 | vs MARQUETTE | L | 68-88 | 16069 | (19)DAVIES, Brandon | (12)DAVIES, Brandon |

^ Chicago Invitational Challenge
 @ Lumberjack Classic
 * Conference game
 + WCC Championships
 # NCAA Tournament



2011-2012 INDIVIDUAL GAME HIGHS

POINTS

| | |
|----|---|
| 30 | CARLINO, Matt at San Francisco (02/16/12) |
| 29 | DAVIES, Brandon at Pepperdine (01/21/12) |
| 28 | HARTSOCK, Noah vs Loyola Marymount (01/19/12) |
| 28 | DAVIES, Brandon at Saint Mary's (12/29/11) |
| 26 | ZYLSTRA, Brock vs Buffalo (12/20/11) |

FIELD GOALS MADE

| | |
|----|---|
| 13 | CARLINO, Matt at San Francisco (02/16/12) |
| 11 | HARTSOCK, Noah vs Loyola Marymount (01/19/12) |
| 11 | DAVIES, Brandon at Saint Mary's (12/29/11) |

FIELD GOAL ATT.

| | |
|----|---|
| 23 | CARLINO, Matt at Gonzaga (02/23/12) |
| 19 | CARLINO, Matt at San Francisco (02/16/12) |
| 19 | HARTSOCK, Noah vs Gonzaga (02/02/12) |

FG PCT (MIN 5 MADE)

| | |
|-------------|--|
| 1.000 (8-8) | ZYLSTRA, Brock vs San Francisco (01/07/12) |
| .875 (7-8) | WINDER, Anson vs Buffalo (12/20/11) |
| .875 (7-8) | AUSTIN, Nate vs Weber State (12/07/11) |

3-POINT FG MADE

| | |
|---|--|
| 6 | ZYLSTRA, Brock vs San Francisco (01/07/12) |
| 6 | WINDER, Anson vs Buffalo (12/20/11) |

3-POINT FG ATT.

| | |
|----|--------------------------------------|
| 10 | ZYLSTRA, Brock vs Buffalo (12/20/11) |
| 9 | CARLINO, Matt at Gonzaga (02/23/12) |

3-PT FG PCT (MIN 2 MADE)

| | |
|-------------|--|
| 1.000 (6-6) | ZYLSTRA, Brock vs San Francisco (01/07/12) |
| 1.000 (3-3) | CUSICK, Craig at Loyola Marymount (01/05/11) |
| 1.000 (2-2) | HARTSOCK, Noah vs MARQUETTE (03/15/12) |
| 1.000 (2-2) | CUSICK, Craig at San Diego (01/16/12) |
| 1.000 (2-2) | HARTSOCK, Noah vs Nevada (11/25/11) |

FREE THROWS MADE

| | |
|----|--|
| 15 | DAVIES, Brandon at Pepperdine (01/21/12) |
| 12 | HARTSOCK, Noah at Portland (02/04/12) |

FREE THROW ATT.

| | |
|----|---|
| 18 | DAVIES, Brandon at Pepperdine (01/21/12) |
| 12 | HARTSOCK, Noah at Portland (02/04/12) |
| 12 | DAVIES, Brandon at Virginia Tech (01/25/12) |

FT PCT (MIN 3 MADE)

| | |
|---------------|--|
| 1.000 (12-12) | HARTSOCK, Noah at Portland (02/04/12) |
| 1.000 (9-9) | ABOUO, Charles vs UC Santa Barbara (12/22/11) |
| 1.000 (6-6) | ABOUO, Charles vs Santa Clara (01/14/12) |
| 1.000 (6-6) | HARTSOCK, Noah at Utah (12/10/11) |
| 1.000 (6-6) | HARTSOCK, Noah vs BYU-Hawaii (11/15/11) |
| 1.000 (5-5) | HARTSOCK, Noah vs Saint Mary's (01/28/12) |
| 1.000 (4-4) | ZYLSTRA, Brock vs MARQUETTE (03/15/12) |
| 1.000 (4-4) | ABOUO, Charles vs Pepperdine (02/11/12) |
| 1.000 (4-4) | HARTSOCK, Noah at Pepperdine (01/21/12) |
| 1.000 (4-4) | HARTSOCK, Noah vs San Francisco (01/07/12) |
| 1.000 (4-4) | CARLINO, Matt vs Cal State San Marcos (12/27/11) |
| 1.000 (4-4) | ZYLSTRA, Brock vs Buffalo (12/20/11) |
| 1.000 (4-4) | HARTSOCK, Noah vs Wisconsin (11/26/11) |
| 1.000 (3-3) | DAVIES, Brandon vs UC Santa Barbara (12/22/11) |
| 1.000 (3-3) | WINDER, Anson vs Prairie View A&M (11/22/11) |

REBOUNDS

| | |
|----|---|
| 22 | DAVIES, Brandon vs San Diego (12/31/11) |
| 16 | ABOUO, Charles vs Longwood (11/18/11) |

ASSISTS

| | |
|----|--|
| 11 | CARLINO, Matt vs Buffalo (12/20/11) |
| 9 | WINDER, Anson vs Northern Arizona (11/30/11) |

STEALS

| | |
|---|--|
| 8 | DAVIES, Brandon at Portland (02/04/12) |
| 6 | DAVIES, Brandon at Gonzaga (02/23/12) |

BLOCKED SHOTS

| | |
|---|--|
| 4 | HARTSOCK, Noah at Utah (12/10/11) |
| 4 | HARTSOCK, Noah vs Oregon (12/03/11) |
| 4 | HARTSOCK, Noah vs Wisconsin (11/26/11) |

BYU GAME HIGHS

| | | |
|-----------------------|---------------|--------------------------------|
| POINTS | 95 | SANTA CLARA (01/14/12) |
| | 94 | WEBER STATE (12/07/11) |
| | 93 | BUFFALO (12/20/11) |
| | 92 | LONGWOOD (11/18/11) |
| | 90 | PRAIRIE VIEW A&M (11/22/11) |
| FIELD GOALS MADE | 39 | WEBER STATE (12/07/11) |
| | 36 | at San Francisco (02/16/12) |
| FIELD GOAL ATTEMPTS | 78 | at Gonzaga (02/23/12) |
| | 77 | WEBER STATE (12/07/11) |
| FIELD GOAL PCT. | .585 (31-53) | at Santa Clara (02/18/12) |
| | .569 (33-58) | SANTA CLARA (01/14/12) |
| 3 PT FIELD GOALS MADE | 15 | LONGWOOD (11/18/11) |
| | 13 | BUFFALO (12/20/11) |
| 3 PT FG ATTEMPTS | 32 | PEPPERDINE (02/11/12) |
| | 29 | BUFFALO (12/20/11) |
| 3 PT FG PCT. | .632 (12-19) | SAN FRANCISCO (01/07/12) |
| | .577 (15-26) | LONGWOOD (11/18/11) |
| FREE THROWS MADE | 38 | at Portland (02/04/12) |
| | 29 | at Pepperdine (01/21/12) |
| FREE THROW ATTEMPTS | 53 | at Portland (02/04/12) |
| | 38 | at Pepperdine (01/21/12) |
| FREE THROW PCT | 1.000 (11-11) | vs Wisconsin (11/26/11) |
| | .900 (9-10) | vs Northern Arizona (11/30/11) |
| REBOUNDS | 52 | SAN DIEGO (12/31/11) |
| | 51 | BYU-HAWAII (11/15/11) |
| ASSISTS | 29 | BUFFALO (12/20/11) |
| | 27 | SAN FRANCISCO (01/07/12) |
| STEALS | 18 | at Portland (02/04/12) |
| | 14 | GONZAGA (02/02/12) |
| BLOCKED SHOTS | 9 | WEBER STATE (12/07/11) |
| | 7 | vs Iona (03/13/12) |
| | 7 | PEPPERDINE (02/11/12) |
| | 7 | at Utah (12/10/11) |
| TURNOVERS | 27 | BYU-HAWAII (11/15/11) |
| | 22 | BYU-HAWAII (11/15/11) |
| | 20 | vs Iona (03/13/12) |
| | 20 | at Utah State (11/11/11) |
| FOULS | 28 | at Gonzaga (02/23/12) |
| | 26 | SAINT MARY'S (01/28/12) |
| | 26 | at Utah State (11/11/11) |

BYU GAME LOWS

| | | |
|-----------------------|--------------|---------------------------------|
| POINTS | 56 | vs Wisconsin (11/26/11) |
| | 58 | vs Gonzaga (03/03/12) |
| | 61 | at Utah (12/10/11) |
| | 62 | at Utah State (11/11/11) |
| | 63 | at Gonzaga (02/23/12) |
| FIELD GOALS MADE | 19 | at Utah (12/10/11) |
| | 19 | at Portland (02/04/12) |
| FIELD GOAL ATTEMPTS | 47 | at Utah State (11/11/11) |
| | 49 | at Utah (12/10/11) |
| | 49 | at Pepperdine (01/21/12) |
| FIELD GOAL PCT. | .308 (24-78) | at Gonzaga (02/23/12) |
| | .333 (22-66) | at Virginia Tech (01/25/12) |
| 3 PT FIELD GOALS MADE | 1 | vs Wisconsin (11/26/11) |
| | 2 | LOYOLA MARYMOUNT (01/19/12) |
| | 2 | at Pepperdine (01/21/12) |
| | 2 | SAINT MARY'S (01/28/12) |
| 3 PT FG ATTEMPTS | 10 | vs Wisconsin (11/26/11) |
| 3 PT FG PCT. | .080 (2-25) | LOYOLA MARYMOUNT (01/19/12) |
| | .100 (1-10) | vs Wisconsin (11/26/11) |
| FREE THROWS MADE | 6 | vs Nevada (11/25/11) |
| | 6 | at San Francisco (02/16/12) |
| FREE THROW ATTEMPTS | 9 | vs Nevada (11/25/11) |
| | 9 | at San Francisco (02/16/12) |
| FREE THROW PCT. | .550 (11-20) | vs Iona (03/13/12) |
| | .563 (9-16) | at Saint Mary's (12/29/11) |
| | .563 (9-16) | at Gonzaga (02/23/12) |
| REBOUNDS | 27 | vs Wisconsin (11/26/11) |
| | 29 | at Utah State (11/11/11) |
| ASSISTS | 7 | at Gonzaga (02/23/12) |
| | 8 | vs Gonzaga (03/03/12) |
| STEALS | 2 | at Utah (12/10/11) |
| | 4 | at San Diego (01/16/12) |
| | 4 | at Pepperdine (01/21/12) |
| | 4 | vs Gonzaga (03/03/12) |
| BLOCKED SHOTS | 1 | PORTLAND (02/25/12) |
| | 2 | BUFFALO (12/20/11) |
| | 2 | at Saint Mary's (12/29/11) |
| | 2 | SANTA CLARA (01/14/12) |
| | 2 | LOYOLA MARYMOUNT (01/19/12) |
| TURNOVERS | 7 | WEBER STATE (12/07/11) |
| | 7 | at Virginia Tech (01/25/12) |
| FOULS | 10 | CAL STATE SAN MARCOS (12/27/11) |
| | 11 | at San Diego (01/16/12) |
| | 11 | at Pepperdine (01/21/12) |
| | 11 | PORTLAND (02/25/12) |

2011-12 CATEGORY LEADERS

| | | | | | | | | | | | |
|------------------------|-----------|------------|--------------|---------------------------|------------|-------------|---------------|-------------------------|-----------|-------------|---------------|
| POINTS | G | Pts | Pts/G | MARTINEAU, Nick | 5 | 13 | .385 | WINDER, Anson | 34 | 84 | 2.5 |
| HARTSOCK, Noah | 34 | 572 | 16.8 | CUSICK, Craig | 33 | 89 | .371 | CUSICK, Craig | 35 | 58 | 1.7 |
| DAVIES, Brandon | 35 | 532 | 15.2 | WINDER, Anson | 48 | 131 | .366 | | | | |
| ABOUO, Charles | 35 | 384 | 11.0 | HARRISON, Damarcus | 37 | 109 | .339 | 3-POINT FGS MADE | G | Made | Made/G |
| CARLINO, Matt | 25 | 305 | 12.2 | | | | | ZYLSTRA, Brock | 34 | 50 | 1.5 |
| ZYLSTRA, Brock | 34 | 282 | 8.3 | FIELD GOAL ATT | G | Att | Att/G | ZYLSTRA, Brock | 35 | 42 | 1.2 |
| WINDER, Anson | 34 | 147 | 4.3 | HARTSOCK, Noah | 34 | 382 | 11.2 | CARLINO, Matt | 25 | 41 | 1.6 |
| AUSTIN, Nate | 35 | 143 | 4.1 | DAVIES, Brandon | 35 | 380 | 10.9 | WINDER, Anson | 34 | 25 | 0.7 |
| CUSICK, Craig | 35 | 110 | 3.1 | ABOUO, Charles | 35 | 288 | 8.2 | CUSICK, Craig | 35 | 22 | 0.6 |
| ROGERS, Stephen | 18 | 108 | 6.0 | CARLINO, Matt | 25 | 274 | 11.0 | | | | |
| HARRISON, Damarcus | 30 | 97 | 3.2 | ZYLSTRA, Brock | 34 | 213 | 6.3 | FT PERCENTAGE | FT | Att | Pct |
| SHARP, Josh | 28 | 33 | 1.2 | | | | | HARTSOCK, Noah | 128 | 152 | .842 |
| MARTINEAU, Nick | 19 | 14 | 0.7 | FIELD GOALS MADE | G | Made | Made/G | CARLINO, Matt | 44 | 58 | .759 |
| | | | | HARTSOCK, Noah | 34 | 216 | 6.4 | ABOUO, Charles | 88 | 119 | .739 |
| SCORING AVERAGE | G | Pts | Avg/G | DAVIES, Brandon | 35 | 196 | 5.6 | ROGERS, Stephen | 10 | 15 | .667 |
| HARTSOCK, Noah | 34 | 572 | 16.8 | ABOUO, Charles | 35 | 127 | 3.6 | DAVIES, Brandon | 139 | 210 | .662 |
| DAVIES, Brandon | 35 | 532 | 15.2 | CARLINO, Matt | 25 | 110 | 4.4 | CUSICK, Craig | 22 | 34 | .647 |
| CARLINO, Matt | 25 | 305 | 12.2 | ZYLSTRA, Brock | 34 | 97 | 2.9 | ZYLSTRA, Brock | 38 | 59 | .644 |
| ABOUO, Charles | 35 | 384 | 11.0 | 3-POINT PERCENTAGE | 3FG | Att | Pct | WINDER, Anson | 26 | 41 | .634 |
| ZYLSTRA, Brock | 34 | 282 | 8.3 | MARTINEAU, Nick | 3 | 5 | .600 | SHARP, Josh | 14 | 23 | .609 |
| ROGERS, Stephen | 18 | 108 | 6.0 | CUSICK, Craig | 22 | 58 | .379 | HARRISON, Damarcus | 10 | 19 | .526 |
| WINDER, Anson | 34 | 147 | 4.3 | ZYLSTRA, Brock | 50 | 133 | .376 | AUSTIN, Nate | 20 | 39 | .513 |
| AUSTIN, Nate | 35 | 143 | 4.1 | ABOUO, Charles | 42 | 113 | .372 | MARTINEAU, Nick | 1 | 2 | .500 |
| HARRISON, Damarcus | 30 | 97 | 3.2 | ROGERS, Stephen | 16 | 46 | .348 | FREE THROW ATT | G | Att | Att/G |
| CUSICK, Craig | 35 | 110 | 3.1 | HARTSOCK, Noah | 12 | 35 | .343 | DAVIES, Brandon | 35 | 210 | 6.0 |
| SHARP, Josh | 28 | 33 | 1.2 | DAVIES, Brandon | 1 | 3 | .333 | HARTSOCK, Noah | 34 | 152 | 4.5 |
| MARTINEAU, Nick | 19 | 14 | 0.7 | CARLINO, Matt | 41 | 124 | .331 | ABOUO, Charles | 35 | 119 | 3.4 |
| | | | | AUSTIN, Nate | 7 | 23 | .304 | ZYLSTRA, Brock | 34 | 59 | 1.7 |
| FG PERCENTAGE | FG | Att | Pct | WINDER, Anson | 25 | 84 | .298 | CARLINO, Matt | 25 | 58 | 2.3 |
| HARTSOCK, Noah | 216 | 382 | .565 | HARRISON, Damarcus | 13 | 49 | .265 | FREE THROWS MADE | G | Made | Made/G |
| AUSTIN, Nate | 58 | 107 | .542 | SHARP, Josh | 1 | 5 | .200 | DAVIES, Brandon | 35 | 139 | 4.0 |
| DAVIES, Brandon | 196 | 380 | .516 | 3-POINT FG ATT | G | Att | Att/G | HARTSOCK, Noah | 34 | 128 | 3.8 |
| ROGERS, Stephen | 41 | 88 | .466 | ZYLSTRA, Brock | 34 | 133 | 3.9 | ABOUO, Charles | 35 | 88 | 2.5 |
| ZYLSTRA, Brock | 97 | 213 | .455 | CARLINO, Matt | 25 | 124 | 5.0 | CARLINO, Matt | 25 | 44 | 1.8 |
| ABOUO, Charles | 127 | 288 | .441 | ABOUO, Charles | 35 | 113 | 3.2 | ZYLSTRA, Brock | 34 | 38 | 1.1 |
| CARLINO, Matt | 110 | 274 | .401 | | | | | | | | |
| SHARP, Josh | 9 | 23 | .391 | | | | | | | | |



2011-12 CATEGORY LEADERS CONTINUED

| REBOUNDS | G | Reb | Reb/G | OFFENSIVE REB | G | Reb | Avg/G | FOULS | G | Fls | Fls/G |
|-----------------|----|-----|-------|-----------------|----|-----|-------|-----------------|----|-----|-------|
| DAVIES, Brandon | 35 | 269 | 7.7 | DAVIES, Brandon | 35 | 79 | 2.3 | DAVIES, Brandon | 35 | 114 | 3.3 |
| ABOUO, Charles | 35 | 218 | 6.2 | ABOUO, Charles | 35 | 72 | 2.1 | AUSTIN, Nate | 35 | 95 | 2.7 |
| HARTSOCK, Noah | 34 | 171 | 5.0 | AUSTIN, Nate | 35 | 53 | 1.5 | ABOUO, Charles | 35 | 92 | 2.6 |
| ZYLSTRA, Brock | 34 | 147 | 4.3 | HARTSOCK, Noah | 34 | 41 | 1.2 | HARTSOCK, Noah | 34 | 69 | 2.0 |
| AUSTIN, Nate | 35 | 132 | 3.8 | ZYLSTRA, Brock | 34 | 32 | 0.9 | ZYLSTRA, Brock | 34 | 60 | 1.8 |

| REBOUND AVERAGE | G | Reb | Avg/G | DEFENSIVE REB | G | Reb | Avg/G | FOULOUTS | G | FO |
|-----------------|----|-----|-------|-----------------|----|-----|-------|-----------------|----|----|
| DAVIES, Brandon | 35 | 269 | 7.7 | DAVIES, Brandon | 35 | 190 | 5.4 | AUSTIN, Nate | 35 | 6 |
| ABOUO, Charles | 35 | 218 | 6.2 | ABOUO, Charles | 35 | 146 | 4.2 | DAVIES, Brandon | 35 | 4 |
| HARTSOCK, Noah | 34 | 171 | 5.0 | HARTSOCK, Noah | 34 | 130 | 3.8 | CARLINO, Matt | 25 | 2 |
| ZYLSTRA, Brock | 34 | 147 | 4.3 | ZYLSTRA, Brock | 34 | 115 | 3.4 | ABOUO, Charles | 35 | 2 |
| AUSTIN, Nate | 35 | 132 | 3.8 | AUSTIN, Nate | 35 | 79 | 2.3 | ROGERS, Stephen | 18 | 1 |

| ASSISTS | G | Ast | A/G | BLOCKED SHOTS | G | Blk | Blk/G | TURNOVERS | G | TO | TO/G |
|-----------------|----|-----|-----|-----------------|----|-----|-------|-----------------|----|-----|------|
| CARLINO, Matt | 25 | 115 | 4.6 | HARTSOCK, Noah | 34 | 55 | 1.6 | DAVIES, Brandon | 35 | 100 | 2.9 |
| ABOUO, Charles | 35 | 90 | 2.6 | DAVIES, Brandon | 35 | 47 | 1.3 | CARLINO, Matt | 25 | 75 | 3.0 |
| CUSICK, Craig | 35 | 74 | 2.1 | AUSTIN, Nate | 35 | 15 | 0.4 | ABOUO, Charles | 35 | 60 | 1.7 |
| DAVIES, Brandon | 35 | 73 | 2.1 | ABOUO, Charles | 35 | 9 | 0.3 | HARTSOCK, Noah | 34 | 53 | 1.6 |
| ZYLSTRA, Brock | 34 | 64 | 1.9 | CARLINO, Matt | 25 | 7 | 0.3 | ZYLSTRA, Brock | 34 | 48 | 1.4 |
| | | | | ZYLSTRA, Brock | 34 | 7 | 0.2 | | | | |

| STEALS | G | Stl | S/G | MINUTES | G | Min | Min/G |
|-----------------|----|-----|-----|-----------------|----|------|-------|
| DAVIES, Brandon | 35 | 51 | 1.5 | HARTSOCK, Noah | 34 | 1049 | 30.9 |
| ZYLSTRA, Brock | 34 | 40 | 1.2 | DAVIES, Brandon | 35 | 1002 | 28.6 |
| ABOUO, Charles | 35 | 39 | 1.1 | ZYLSTRA, Brock | 34 | 959 | 28.2 |
| CARLINO, Matt | 25 | 36 | 1.4 | ABOUO, Charles | 35 | 937 | 26.8 |
| WINDER, Anson | 34 | 35 | 1.0 | CARLINO, Matt | 25 | 692 | 27.7 |

INDIVIDUAL HONORS

CHARLES ABOUO
Chicago Invitational All-Tournament

MATT CARLINO
All-WCC Honorable mention
WCC All-Freshman Team

CRAIG CUSICK
WCC All-Academic
NABC Honors Court
WCC Commissioner's Honor Roll (Silver Honors)

BRANDON DAVIES
All-WCC
WCC Player of the Week (Jan. 2)
WCC Player of the Week (Feb. 6)
NABC All-District 9 Second Team

NOAH HARTSOCK
All-WCC
WCC Player of the Week (Dec. 5)
NABC All-District 9 First Team
USBWA All-District VIII
Basketball Times Southwest All-District
Chicago Invitational All-Tournament
WCC Commissioner's Honor Roll (Bronze Honors)

NICK MARTINEAU
NABC Honors Court
WCC Commissioner's Honor Roll (Silver Honors)

JOSH SHARP
WCC Commissioner's Honor Roll (Bronze Honors)

BROCK ZYLSTRA
WCC Commissioner's Honor Roll (Bronze Honors)



DAVIES



HARTSOCK



CUSICK




2012-13 BYU BASKETBALL RADIO/TV ROSTER



BRANDON DAVIES
Senior, Forward
6-9, 235




RAUL DELGADO
Junior, Guard
6-2, 195



CRAIG CUSICK
Senior, Guard
6-2, 185



TYLER HAWS
Sophomore, Guard
6-5, 200




AGUSTIN AMBROSINO
Junior, Forward
6-8, 225



MATT CARLINO
Sophomore, Guard
6-2, 175



JOSH SHARP
Sophomore, Forward
6-7, 185




BROCK ZYLSTRA
Senior, Guard
6-6, 210




KYLE ROSE
Freshman, Guard
6-0, 180




ANSON WINDER
Sophomore, Guard
6-3, 195



CORY CALVERT
Freshman, Guard
6-3, 185



COOPER AINGE
Freshman, Guard
6-0, 175



NATE AUSTIN
Sophomore, Forward
6-11, 230



IAN HARWARD
Freshman, Center
6-11, 215



DAVE ROSE
Head Coach
Seventh Season

PRONUNCIATION GUIDE

AGUSTIN AMBROSINO
AH-go-steen ahm-bro-SEE-no

MATT CARLINO
car-LEE-no

RAUL DELGADO
rah-OOL del-GAH-doh

IAN HARWARD
HAR-word

ANSON WINDER
AN-sun WINE-der

BROCK ZYLSTRA
ZIL-stra

TERRY NASHIF
NASH-if

ROBERT RAMOS
RAY-mus



BYUBASKETBALL



**The 21,000-seat BYU Marriott Center
179-19 home record over the last 13 seasons**

- No. 15 all-time in NCAA in total victories
- Six-straight 25-win seasons
- 27 NCAA Tournament appearances
- Back-to-back 30 win seasons in 2009-10 and 2010-11
- 29 regular season conference championships
- 53-game home winning streak from 2005 to 2008
- 45 NBA Draft picks, including seven first round picks
- Two National Players of the Year
- Two Basketball Hall of Fame inductees
- Top 25 average attendance in 37 of the last 41 season

